

Continual Distillation Learning: An Empirical Study of Knowledge Distillation in Prompt-based Continual Learning

Qifan Zhang, Yunhui Guo, Yu Xiang
 Department of Computer Science
 University of Texas at Dallas

{qifan.zhang, yunhui.guo, yu.xiang}@utdallas.edu

Abstract

Knowledge Distillation (KD) focuses on using a teacher model to improve a student model. Traditionally, KD is studied in an offline fashion, where a training dataset is available before learning. In this work, we introduce the problem of Continual Distillation Learning (CDL) that considers KD in the Continual Learning (CL) setup. A teacher model and a student model need to learn a sequence of tasks, and the knowledge of the teacher model will be distilled to the student to improve the student model in an online fashion. The CDL problem is valuable to study since for prompt-based continual learning methods, using a larger vision transformer (ViT) leads to better performance in continual learning. Distilling the knowledge from a large ViT to a small ViT can improve inference efficiency for prompt-based CL models. To this end, we conducted experiments to study the CDL problem with three prompt-based CL models, i.e., L2P, DualPrompt and CODA-Prompt, where we utilized logit distillation, feature distillation and prompt distillation for knowledge distillation from a teacher model to a student model. Our findings of this study can serve as baselines for future CDL work.¹

1. Introduction

Continual Learning (CL) [30] designs models that can continuously learn new tasks without forgetting previously learned tasks. In class-incremental continual learning, data of new classes arrive sequentially, and the model needs to learn to recognize these classes sequentially during training. In testing, the model will be tested on all the seen classes. Therefore, a good CL model should learn new classes without forgetting.

Traditionally, the class-incremental setting is tackled using a rehearsal buffer [3, 17, 21, 24], which stores training examples from previous classes. During training, data from

new tasks and data from the rehearsal buffer are used to update the model weights. With the help of the rehearsal buffer, the model can continually refresh its memory of previous classes. However, due to the size limit of the rehearsal buffer, these models still suffer from the catastrophic forgetting problem [22].

Recently, a new paradigm for CL based on learning for prompt receives more attentions [28, 31, 33, 34]. Instead of using rehearsal buffers, these methods focus on learning prompts for pre-trained large models such as vision transformers for continual learning. For example, L2P [34] learns a prompt pool for a set of tasks using pre-trained ViTs [6], where different tasks learn to use different prompts in the prompt pool. DualPrompt [33] learns two types of prompts, i.e., a global prompt for all tasks and task-specific prompts. By leveraging the pre-trained ViT models, these models achieve better performance compared to traditional rehearsal buffer-based methods.

We noticed that for prompt-based CL methods using ViTs, larger ViTs [6] achieve better performance. For example, ViT large is better than ViT base, and ViT base is better than ViT small, etc. Therefore, it is appealing to use large models in prompt-based CL. However, larger models introduce more computation during inference. To address this problem, we study the problem of Knowledge Distillation (KD) from large to small models in the continual learning setting. We name this problem Continual Distillation Learning (CDL).

The CDL problem is different from the previous knowledge distillation setup. We illustrate these differences in Fig. 1. First, in the traditional KD setup, an offline dataset is used for knowledge distillation (Fig. 1(a)). A teacher model is first trained using the dataset, and then its knowledge is distilled to a student model using the same dataset. The setup is not the continual learning setup. Second, KD is also used in the rehearsal-based CL methods such as iCaRL [24] (Fig. 1(b)). These methods maintain a rehearsal buffer of previous data. When updating the model parameters for the current task, KD ensures that the prediction on the previous

¹Project website <https://irvlutd.github.io/CDL/>

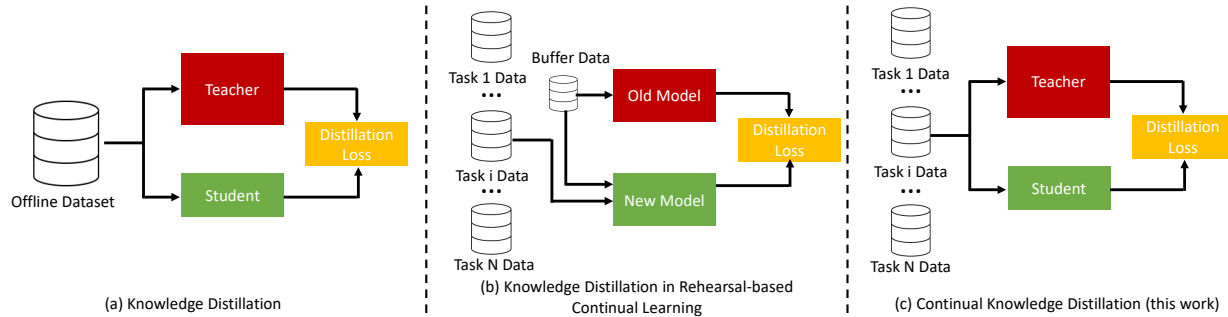


Figure 1. Comparison between three different knowledge distillation scenarios. (a) Traditional KD with an offline dataset. (b) KD in rehearsal-based CL models. (c) The CDL problem introduced in this work.

data should be similar to the prediction of the old model. In this case, the old model before updating is the teacher model. Lastly, the CDL problem we study in this work is illustrated in Fig. 1(c). Given a new task in continual learning, a teacher model is first updated. Then a student model is updated based on the data of the new task and the teacher model. Consequently, a better student model can be trained by knowledge distillation from the teacher model.

To study the CDL problem, we have designed a prompt-based continual learning method that consists of a teacher model and a student model. In our method, we jointly learn the teacher model and the student model. Both models are prompt-based CL models, where the backbones are frozen and the prompts are learnable. When training data for new tasks come, the teacher model is first updated as other prompt-based CL models in the literature, and then the student model is updated.

Our method is flexible to be used with different prompt-based CL models and different mechanisms for knowledge distillation. Therefore, we conducted an empirical study of the CDL problem using three prompt-based CL models, i.e., L2P [34], DualPrompt [33] and CODA-Prompt [28]. For each model, we considered different teacher-student configurations. For example, using ViT large as the teacher model and ViT base as the student model. In addition, we studied the effect of three types of knowledge distillation mechanism in the CDL setup, i.e. logit distillation, feature distillation, and prompt distillation. We found that prompt distillation works the best, due to the prompt learning nature of these models.

In summary, our contributions are as follows.

- We introduce the problem of continual distillation learning (CDL) that studies knowledge distillation of a teacher model to a student model in continual learning.
- We designed a method for CDL that can be used with different prompt-based CL models and different knowledge distillation mechanism.
- We conducted extensive experiments and analyses of three prompt-based CL models with three types of KD

mechanism on two commonly-used benchmarks for continual learning.

2. Related Work

Continual Learning. The main purpose of continual learning is to build an intelligent system to solve the problem of catastrophic forgetting [22] in the case of incremental tasks. Different types of continual learning methods have been proposed in the literature [32]. For example, [17, 24] utilize function regularization to help the loss function. There are also weight regularization methods [15, 20, 25, 27, 38] that selectively constrain changes in network parameters and impose penalties on changes in each parameter based on its contribution. Architecture-based approaches [7, 13, 23, 35, 37] mainly focus on constructing a special model for continual learning. Replay-based approaches [1–3, 12, 17, 21, 24] use the memory buffer to store and replay old task data in learning the current task. Some recent works aim to address the issue of catastrophic forgetting without relying on rehearsal memory, which are referred as rehearsal-free methods [5, 8, 9]. The aforementioned methods do not leverage pre-trained networks. They usually learn the tasks from scratch.

Prompt-based Continual Learning. Inspired by the use of prompts in natural language processing [19], prompt-based continual learning methods employ large Vision Transformer (ViT) models [6]. These methods freeze the pre-trained backbone and shift learning to the prompts of the ViTs. For example, L2P [34] learns a prompt pool of key-prompt pairs, then selects the optimal prompt in the pool for a given input by matching the input with the keys in the pool to select the corresponding prompts. Based on this idea, DualPrompt [33] introduces the concept of using a general prompt and an expert prompt. CODA-Prompt [28] abandons the key-prompt pair selection idea. It uses a weighted sum of the prompt components to obtain the final prompt. In prompt-based methods, the size of the backbone matters. Larger backbone models achieve better performance. This motivates us to study the knowledge distil-

lation problem for prompt-based continual learning methods, where we can distill knowledge from large models to small models in order to speed up inference time.

Knowledge Distillation (KD). The purpose of knowledge distillation is to leverage large models to assist smaller models in fully exploiting their potential. The larger model, termed the teacher, aids in training the smaller model, referred to as the student. According to the distillation location, traditional methods can be divided into logit distillation [11, 39] and feature distillation [4, 18, 26]. With the recent rapid advancements in large models, new research has directed the focus of knowledge distillation towards vision transformers [29, 36]. However, KD for prompt-based continual learning models has not yet been explored, which is the focus of this work.

3. Prerequisites

3.1. L2P

L2P [34] and DualPrompt [33] use a pre-trained ViT model as the backbone and keep the backbone frozen. Both methods use a prompt pool to encode information about tasks: $\mathbf{P} = \{P_1, P_2, \dots, P_M\}$, where $P_i \in \mathbb{R}^{L_p \times D}$ with token length L_p and embedding size D , and M is the total number of prompts. In order to select prompts for different tasks, each prompt is associated with a learnable key $\{(\mathbf{k}_1, P_1), (\mathbf{k}_2, P_2), \dots, (\mathbf{k}_M, P_M)\}$, where $\mathbf{k}_i \in \mathbb{R}^{D_k}$ and $\mathbf{K} = \{\mathbf{k}_i\}_{i=1}^M$ denotes all the keys.

Given an input image \mathbf{x} , a query function $q(\cdot)$ is used to encode the input image. The query $\mathbf{x}_e = q(\mathbf{x}) \in \mathbb{R}^{D_k}$ then matches the key \mathbf{k}_i with cosine similarity: $\gamma(q(\mathbf{x}), \mathbf{k}_i)$, where $\gamma(\cdot, \cdot)$ denotes the cosine similarity function. Then the top k prompts from the prompt pool \mathbf{P} based on the establishment of key-value pairs are selected. These prompts are used in the ViT model to classify the input. In this way, given an input-label pair (\mathbf{x}, y) , L2P optimizes the trainable prompt keys and values, and the final classification layer. The training loss function is defined as

$$\min_{\mathbf{P}, \mathbf{K}, \phi} \mathcal{L}(g_\phi(f_b(\mathbf{x})), y) + \lambda \sum_{\mathbf{k}_i \in \mathbf{K}_x} \gamma(q(\mathbf{x}), \mathbf{k}_i), \quad (1)$$

where g_ϕ is the classifier, f_b is the pre-trained ViT backbone, \mathbf{K}_x denotes the selected keys for input \mathbf{x} , and \mathcal{L} denotes the softmax cross-entropy loss for classification. The final class token of the ViT is used for the classifier. Therefore, the first part in Eq. (1) is the softmax cross-entropy loss to optimize the learnable prompt set \mathbf{P} , key set \mathbf{K} and the classifier parameter ϕ . The second term minimizes the distances between the selected keys and the corresponding query features $q(\mathbf{x})$.

3.2. DualPrompt

The DualPrompt method [33] supplements insertable prompts based on the L2P method. The prompts are di-

vided into G-Prompt (General) and E-Prompt (Expert). The shared G-Prompt among all tasks and the corresponding E-Prompt are attached to multiple multi-head self-attention (MSA) layers of the pre-trained transformer. The prompts in both the E-Prompt and L2P are identical, primarily serving to distinguish between different tasks. In contrast, the G-Prompt serves as a shared prompt across different tasks, mainly representing the shared information between tasks. In training, DualPrompt optimizes the G-prompt and E-prompt jointly. Please see [33] for details.

3.3. CODA-Prompt

Based on DualPrompt, CODA-Prompt [28] desires an approach that is end-to-end differentiable. Without selecting the top-K key-value pairs in the prompt pool, CODA-Prompt builds the prompt components: $\mathbf{p} = \sum_m \alpha_m P_m$, where $\mathbf{P} = \{P_1, P_2, \dots, P_M\} \subseteq \mathbb{R}^{L_p \times D \times M}$ is the set of prompt components, M is the length of the set. α_m is the weight for the component P_m , which is computed using the cosine similarity of the Query-Key. Unlike L2P and Dual-Prompt, when calculating the similarity, CODA-Prompt creates a feature-selection attention scheme \mathbf{A} to process the query features: $\alpha = \gamma(q(\mathbf{x}) \odot \mathbf{A}, \mathbf{K})$, where $\mathbf{A} \subseteq \mathbb{R}^{D_k \times M}$ are learnable parameters. Finally, CODA-Prompt optimizes the prompt components \mathbf{P} , keys \mathbf{K} , attention \mathbf{A} and the classifier. Additionally, orthogonality constraints are added to reduce interference between existing and new knowledge. The final total loss function is:

$$\min_{\mathbf{P}, \mathbf{K}, \mathbf{A}, \phi} \mathcal{L}(g_\phi(f_b(\mathbf{x})), y) + \lambda (\mathcal{L}_{\text{or}}(\mathbf{P}) + \mathcal{L}_{\text{or}}(\mathbf{K}) + \mathcal{L}_{\text{or}}(\mathbf{A})), \quad (2)$$

where \mathbf{P} , \mathbf{K} , \mathbf{A} refer to the prompt components and corresponding keys/attention vectors during tasks, respectively. The orthogonality penalty loss is $\mathcal{L}_{\text{or}}(B) = \|BB^T - I\|_2$, where B represents any matrix.

3.4. Prompt Fine-tuning

Based on the characteristics of large models, they possess outstanding feature extraction capabilities. However, due to the large model size, conventional fine-tuning approaches are not particularly effective. Current prompt-based continual learning methods employ a pre-trained Vision Transformer (ViT) as the backbone, with the backbone component frozen, which effectively preserves the internal hidden features of tasks. These methods adopt a prompt fine-tuning approach, shifting the training focus to the prompt pool. This approach only requires tuning a small portion of the model (the prompt embeddings) during the tasks, thereby effectively mitigating the issue of catastrophic forgetting. Based on the manner in which prompts are incorporated, prompt fine-tuning can be categorized into two types: prompt tuning and prefix tuning.

Prompt Tuning prepends the prompt to the input tokens.

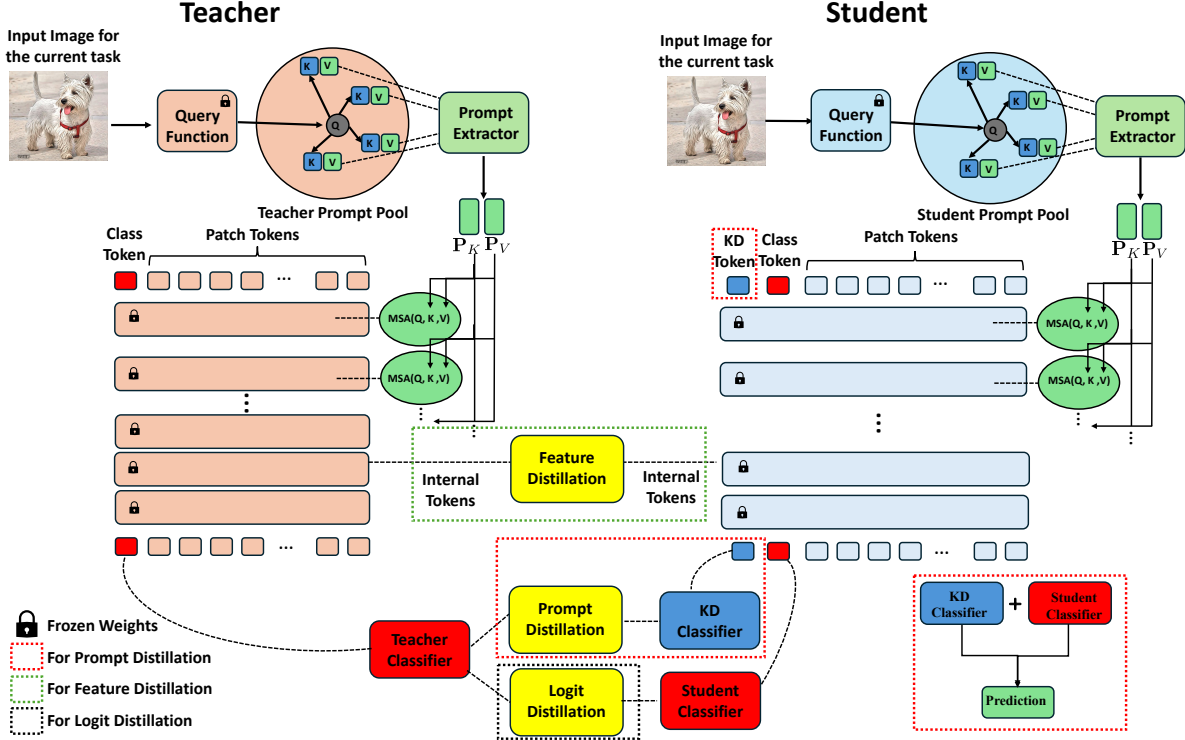


Figure 2. Our teacher-student model for continual distillation learning. The image is processed by the query function to generate a query, which is compared with \mathbf{K} in the prompt pool. Based on different prompt extractor methods, the output prompts are divided into \mathbf{P}_K and \mathbf{P}_V , which are inserted into the MSA layers across multiple blocks. The dashed boxes represent different types of optional distillation methods. Feature distillation uses the internal tokens output by intermediate blocks, and the class-token is used in the classification layer for logit distillation. Prompt Distillation adds an additional KD-Token and KD-Classifier to establish knowledge distillation with the teacher’s classification layer. In this case, the student model’s prediction is influenced by both the KD-Classifier and the Student-Classifier.

Equivalent to concatenating the prompt parameters to the input query (\mathbf{h}_Q), key (\mathbf{h}_K), and values (\mathbf{h}_V) of the MSA layer, this approach will increase the output length, where the output dimension is $\mathbb{R}^{(L+L_p) \times D}$:

$$f_{\text{Pro-T}}(P, \mathbf{h}) = \text{MSA}([P; \mathbf{h}_Q], [P; \mathbf{h}_K], [P; \mathbf{h}_V]). \quad (3)$$

Prefix Tuning divides the prompt P into two parts, $P_K, P_V \in \mathbb{R}^{L_p/2 \times D}$, which are inserted into the key \mathbf{h}_K and value \mathbf{h}_V , respectively:

$$f_{\text{Pre-T}}(P, \mathbf{h}) = \text{MSA}(\mathbf{h}_Q, [P_K; \mathbf{h}_K], [P_V; \mathbf{h}_V]). \quad (4)$$

This method keeps the output sequence length the same as the input. In this paper, since we need to insert prompts across multiple blocks, we employ the prefix method to avoid adding too many additional tokens. Then the prompts retrieved from the prompt pool are divided into two parts, P_K and P_V .

4. Continual Knowledge Distillation

To study the CDL problem, we have designed a teacher-student model based on prompt-based continual learning

methods, as illustrated in Fig. 2. Both the teacher model and the student model are some prompt-based continual learner such as L2P, DualPrompt or CODA-Prompt. Typically, the teacher’s backbone utilizes a larger and more accurate pre-trained ViT model. The framework supports using different continual learners. We will study three different types of knowledge distillation within the framework: logit distillation, feature distillation and prompt distillation.

4.1. Prompt Extractor

To select a prompt, cosine similarity is used: $\gamma(q(\mathbf{x}), \mathbf{k}_m)$ between the output of a query function $q(\mathbf{x})$ and a prompt key \mathbf{k}_m . Each key has a corresponding value in the prompt pool, forming key-value pairs. We can consider using different prompt extracting methods for different prompt-based methods. Then the final output prompts are divided into two parts, P_K and P_V . Here, we use Prefix Tuning to insert P_K and P_V to the ViT backbone.

4.2. Logit Distillation

Logit distillation is one of the most classic forms of knowledge distillation. It aims to have a smaller student model

learn the logits output of a larger or more accurate teacher model. In our CDL setup, we conducted experiments using two types of logit knowledge distillation methods: normal knowledge distillation (KD) [11] and Decoupled Knowledge Distillation (DKD) [39].

Normal Knowledge Distillation (KD): This approach was initially proposed by Hinton et al. [11], where distillation transfers the knowledge from a large, complex teacher model to a smaller student model, helping the latter to approximate the teacher model in terms of performance and accuracy. To achieve this, Hinton et al. designed a method where the logit output of the teacher model serves as “soft labels”, guiding the student model’s training. After passing through the softmax layer, the output values provide probabilities for each class.

$$p_i = \frac{\exp(z_i/\tau)}{\sum_j \exp(z_j/\tau)}, \quad (5)$$

where z_i is the logit, and p_i is the predicted probability for class i . The soft target is the class probability distribution of teacher model. In the distillation process, a temperature parameter τ , is introduced to smooth the output distribution of the model, making it easier for the student model to learn the subtle differences between classes.

In the teacher-student model shown in Fig. 2, the class tokens of the teacher model and the student model processed by the pre-trained ViT backbones are connected to the teacher classifier and student classifier to output their logits, respectively. The loss function of the student model for logit distillation is defined as:

$$\mathcal{L}_S = (1 - \alpha)\mathcal{L}(g_\phi(f_b(\mathbf{x})), y) + \alpha\mathcal{L}_{\text{KD}} + \lambda\mathcal{L}_{\text{pool}}, \quad (6)$$

$$\mathcal{L}_{\text{KD}} = \tau^2 \sum_i p_i^T \log\left(\frac{p_i^T}{p_i^S}\right), \quad (7)$$

where $\mathcal{L}(g_\phi(f_b(\mathbf{x})), y)$ represents the cross-entropy classification loss used for learning with true label y , g_ϕ is the student classifier, and f_b denotes the pre-trained ViT backbone and we only use the final class token into the classifier. \mathcal{L}_{KD} represents the knowledge distillation loss, i.e., the KL divergence between the teacher’s probability distribution p_i^T and the student’s probability distribution p_i^S . The $\mathcal{L}_{\text{pool}}$ is a loss function specific to the prompt pool. Different prompt-based continual learning methods have their respective prompt pool loss functions. For example, please refer to the loss functions in Equations (1) and (2) for L2P and CODA-Prompt. α and λ are hyperparameters used to balance the weights of loss components.

Decoupled Knowledge Distillation (DKD) [39]: Unlike traditional knowledge distillation, which uses a unified KL divergence to measure the difference between the outputs of the student model and the teacher model, DKD separates the logit distillation loss into target class and non-target class components. DKD considers that the target and

non-target classes contain different information and should be handled separately during training. By decoupling these components, DKD allows the student model to better capture the confidence on the target class while learning the distribution of the non-target classes. The student model loss function is formulated as follows:

$$\mathcal{L}_S = (1 - \alpha)\mathcal{L}(g_\phi(f_b(\mathbf{x})), y) + \alpha(\mathcal{L}_{\text{TCKD}} + \mathcal{L}_{\text{NCKD}}) + \lambda\mathcal{L}_{\text{pool}}, \quad (8)$$

$$\mathcal{L}_{\text{TCKD}} = p_t^T \log\left(\frac{p_t^T}{p_t^S}\right) + p_{\setminus t}^T \log\left(\frac{p_t^T}{p_t^S}\right) \quad (9)$$

$$\mathcal{L}_{\text{NCKD}} = p_{\setminus t}^T \sum_{i \neq t} \hat{p}_i^T \log\left(\frac{\hat{p}_i^T}{\hat{p}_i^S}\right) \quad (10)$$

where $\mathcal{L}_{\text{TCKD}}$ is the target class distillation loss, focused on aligning the student’s confidence with the teacher’s for the correct class. $\mathcal{L}_{\text{NCKD}}$ is the non-target class distillation loss, focused on matching the teacher and student model distributions for the incorrect classes. $[p_t^T, p_{\setminus t}^T]$ represents the binary probabilities of the target class p_t^T and all the other non-target classes $p_{\setminus t}^T$ in teacher model, which can be calculated by Equation (5). $[p_t^S, p_{\setminus t}^S]$ represents the binary probabilities in student model. Meanwhile, \hat{p}_i^T and \hat{p}_i^S are probability distributions among the non-target classes (without considering the t th class). Each element is calculated by:

$$\hat{p}_i = \frac{\exp(z_i/\tau)}{\sum_{j \neq t} \exp(z_j/\tau)}. \quad (11)$$

4.3. Feature Distillation

Feature distillation focuses on transferring the intermediate representations from a teacher model to a student model. It can leverage richer, layer-wise information within the teacher model to guide the student model’s learning. The student model can benefit from an understanding of feature relationships. In the CDL model in Fig. 2, the backbone ViT consists of multiple blocks, and we use the internal tokens outputted by each block as features. This allows the internal tokens of the student model to learn the information in the internal tokens of the teacher model. It is worth noting that during knowledge distillation, the backbone of the student model remains frozen while processing the internal tokens, which is a characteristic of prompt-based continual learning methods. The frozen part is crucial for mitigating catastrophic forgetting during the continual learning process. In this paper, we study two methods based on the handling of internal tokens: FitNets [26] and Review Knowledge Distillation (ReviewKD) [4].

FitNets [26]: This method is one of the most classic feature distillation methods, aimed at adding a distillation loss to the intermediate layers. It uses the intermediate feature

representations of the teacher model as hints to guide the student model’s learning. Here, we select the output of the last block of the teacher model as the hint. Similarly, the student model selects the output of the corresponding block for learning, constructing the feature distillation loss. Finally, the total loss function for the student model is

$$\mathcal{L}_S = \mathcal{L}(g_\phi(f_b(\mathbf{x})), y) + \alpha \mathcal{L}_{\text{hint}} + \lambda \mathcal{L}_{\text{pool}}, \quad (12)$$

$$\mathcal{L}_{\text{hint}} = \|f_{b-1}^T(\mathbf{x}) - F_M(f_{b-1}^S(\mathbf{x}))\|^2, \quad (13)$$

where $\mathcal{L}_{\text{hint}}$ is the feature distillation loss, calculated using the Mean Squared Error (MSE). α and λ are used to balance the weights of loss components. f_{b-1} indicates the feature output (internal tokens) after the last block of the ViT model. The student feature is transformed into the same size as the teacher feature with the mapping layer F_M , which is simply a fully-connected layer in the network.

ReviewKD [4]: It innovates by “reviewing” multiple hidden layers from both the teacher and student models, offering a more comprehensive approach to capturing hierarchical features across the entire model. It reviews the multiple layers utilizing the concept of residual learning. For instance, the feature from n_{th} block of the student is aggregated with the feature from $(n-1)_{th}$ block of the student to mimic the feature from $(n-1)_{th}$ block of the teacher. The total loss function of the student in ReviewKD is

$$\mathcal{L}_S = \mathcal{L}(g_\phi(f_b(\mathbf{x})), y) + \alpha \mathcal{L}_{\text{RKD}} + \lambda \mathcal{L}_{\text{pool}}, \quad (14)$$

$$\mathcal{L}_{\text{RKD}} = \mathcal{D}(\mathbf{F}_n^S, \mathbf{F}_n^T) + \sum_{j=n-1}^1 \mathcal{D}(\mathcal{U}(\mathbf{F}_j^S, \mathbf{F}_{j+1}^S), \mathbf{F}_j^T), \quad (15)$$

where \mathcal{L}_{RKD} is the reviewKD loss, and \mathcal{D} is L2 distance between the student features and teacher features. All student features in the equations have passed through the mapping layer F_M to make them the same dimension as the teacher features. \mathbf{F}_j^S and \mathbf{F}_j^T are the features output by the student model and teacher model, respectively, after passing through j blocks. \mathbf{F}_{j+1}^S represents the fused student features at the $(j+1)_{th}$ block. \mathcal{U} is a module used to fuse features, which performs a weighted combination of the two input features. n is the total number of blocks in the ViT backbone. Therefore, in the student model, the fused features obtained at each block are passed to the next higher block to form new feature fusion.

4.4. Prompt Distillation

In the traditional knowledge distillation, the backbone of the student model is trainable, allowing it to learn and approach the teacher model. However, in the prompt-based methods, the backbone is frozen, which limits the update of intermediate features extracted by the student model, making it challenging to effectively learn knowledge from the

teacher model’s features. Similarly, the logits are also impacted during training updates.

In continual learning, as tasks increase, the model seeks to retain information from previous tasks. Prompt-based continual learning leverages a pretrained and frozen ViT model to preserve knowledge across tasks. However, in knowledge distillation, the student model aims to be fully trained and adjusted to approach the teacher model. These two objectives are conflicted with each other, which creates mutual interference between the continual learning process and the knowledge distillation process. Subsequently, it affects the performance of the student model. Here, we introduce a new concept **Continual Distillation Interference (CDI)** to describe this phenomenon. CDI is commonly observed in various continual learning methods that rely on large pretrained models as we will show in our experiments.

To address the continual interference problem of distillation, we explored a prompt distillation method as motivated by DeiT [29]. As shown in Fig. 2, we introduce a learnable prompt called KD-Token in the student model, which operates alongside the class token to assist in classification. The KD-Token in the student model can be considered as learning knowledge from the class token in the teacher model. After passing through the ViT backbone, the KD token is input into a newly added KD classifier. The KD classifier has two roles. First, it is used for knowledge distillation with the teacher model. Second, the output of the KD classifier and the output of the student classifier are averaged to generate the final classification result.

Therefore, the KD-Token is specifically designed to assist in knowledge distillation, while the original prompt tokens P_K and P_V , obtained from the prompt pool, are used to facilitate the continual learning process, each serving its respective role. The purpose of this method is to mitigate the CDI problem in prompt-based continual learning. The training loss function of the student model is the same as the one in Equation (6). However, the KD loss is between the KD classifier and teacher classifier. Here, we highlight the difference by:

$$\mathcal{L}_S = (1 - \alpha) \mathcal{L}(g_\phi^S(f_b(\mathbf{x})), y) + \alpha \mathcal{L}_{\text{KD}}(k_\phi^S(\mathbf{F}_n^S[kd]), g_\phi^T(\mathbf{F}_n^T[cls])) + \lambda \mathcal{L}_{\text{pool}}, \quad (16)$$

where g_ϕ^S and k_ϕ^S represent the student classifier and KD classifier in the student model, respectively. g_ϕ^T is the teacher classifier. n is the total number of blocks in the ViT backbone. $\mathbf{F}_n^S[kd]$ represent the KD-Token after the n_{th} block of the student model. $\mathbf{F}_n^T[cls]$ denotes the class token in the teacher model. The knowledge distillation loss \mathcal{L}_{KD} (Equation (7)) uses KL divergence between the KD classifier and teacher classifier. $\mathcal{L}_{\text{pool}}$ represents the loss function on the prompt pool across different continual learning methods, and α and λ are balancing weights.

Teacher	Methods Student	Split ImageNet-R		Split CIFAR-100	
		Avg. Acc (\uparrow)	Forgetting (\downarrow)	Avg. Acc (\uparrow)	Forgetting (\downarrow)
\emptyset	ViT-Small	67.44 \pm 0.46	8.52 \pm 0.05	82.18 \pm 0.20	6.48 \pm 0.48
ViT-Base	ViT-Small KD [11]	69.23 \pm 0.05	8.57 \pm 0.39	82.39 \pm 0.25	7.33 \pm 0.21
ViT-Base	ViT-Small DKD [39]	68.92 \pm 0.07	8.39 \pm 0.36	82.27 \pm 0.20	7.81 \pm 0.14
ViT-Base	ViT-Small FitNets [26]	69.87 \pm 0.04	7.38 \pm 0.36	81.83 \pm 0.05	8.83 \pm 0.48
ViT-Base	ViT-Small ReviewKD [4]	70.19 \pm 0.16	7.68 \pm 0.01	82.20 \pm 0.41	7.54 \pm 0.03
ViT-Base	ViT-Small KD-Token [29]	70.94 \pm 0.33	6.17 \pm 0.07	83.72 \pm 0.08	6.40 \pm 0.06
\emptyset	ViT-Base	75.78 \pm 0.64	5.70 \pm 0.66	86.16 \pm 0.17	5.63 \pm 0.25
ViT-Large	ViT-Base KD [11]	77.51 \pm 0.01	3.44 \pm 0.14	87.41 \pm 0.05	5.45 \pm 0.06
ViT-Large	ViT-Base DKD [39]	76.70 \pm 0.17	4.84 \pm 0.12	85.42 \pm 0.31	6.55 \pm 0.16
ViT-Large	ViT-Base FitNets [26]	74.55 \pm 0.14	6.81 \pm 0.15	85.95 \pm 0.25	6.56 \pm 0.02
ViT-Large	ViT-Base ReviewKD [4]	75.72 \pm 0.27	4.14 \pm 0.05	86.21 \pm 0.61	5.64 \pm 0.40
ViT-Large	ViT-Base KD-Token [29]	77.28 \pm 0.29	4.63 \pm 0.16	88.10 \pm 0.33	5.39 \pm 0.19

Table 1. The continual knowledge distillation results on the CIFAR-100 dataset and the ImageNet-R dataset with different teacher-student models based on CODA-Prompt [28].

5. Experimental Results

5.1. Experimental Benchmarks and Settings

We utilize the CIFAR-100 [16] and ImageNet-R [10] datasets in a class-incremental continual learning setting for our experiments. Following previous works, we divide the ImageNet-R and CIFAR-100 into 10 tasks, where each task contains 10 classes. We experiment with three prompt-based continual learning models, i.e., L2P [34], DualPrompt [33] and CODAPrompt [28]. In DualPrompt, the G-prompts are set in the first two layers with a prompt length of 5, and the E-prompts are set in layers 3 to 5. CODA-Prompt sets the prompt length to 8, with a total of 100 prompt components inserted into the first 5 layers. This setup is the same for all ViT models. Our experiments tested two teacher-student knowledge distillation pairs. One is distilling from ViT-Large to ViT-Base [6], and the other one is from ViT-Base to ViT-Small [6]. For different knowledge distillation methods, the hyperparameter α for the distillation loss is set to 0.5.

We use two metrics to evaluate the models: accuracy and forgetting rate [21]. The accuracy refers to the average accuracy of all tasks after completing all 10 tasks. The forgetting rate reflects the influence of learning a new task on previously completed tasks. A larger forgetting signifies a more negative impact of the continual learning model. Please see the supplementary material for the details.

5.2. Continual Distillation Results

Table 1 summarizes the results of all the aforementioned knowledge distillation methods on the ImageNet-R and CIFAR100 datasets using CODA-Prompt as the continual learner. The complete results for the L2P and DualPrompt methods are provided in the supplementary material. When the teacher model is \emptyset , it indicates that there is no knowledge distillation. The student model is trained with the continual learning task only. We hope that the knowledge distillation methods can improve over this baseline by increasing accuracy and reducing forgetting rate.

From the table, we observe that, prompt distillation using

KD-Token achieves the best overall performance on the two datasets. The other knowledge distillation methods exhibit certain limitations to varying extents. For example, KD with ViT-Small leads to increased forgetting, and feature distillation methods such as FitNets and ReviewKD even reduce accuracy in some cases. Although KD, DKD, FitNets, and ReviewKD may improve continual learning performance in some situations, their effects are not significant. They cannot simultaneously ensure both accuracy and reduced forgetting. This exemplifies the continual distillation interference problem mentioned in Section 4.4.

In contrast, the prompt distillation method using KD-Token demonstrates a more significant improvement for the student model. Table 2 presents the distillation results of the prompt distillation (KD-Token) method combined with L2P, DualPrompt and CODA-Prompt. We observe that, in all cases, the method with KD-Token distillation outperforms the original model, as reflected in the accuracy and forgetting rate metrics, validating the effectiveness of this approach. In addition, among the three continual learning models, CODA-Prompt achieves the best performance with or without knowledge distillation.

5.3. Continual Distillation Interference

The prompt distillation method shifts the distillation training process to the KD-Token and KD classifier, thereby enhancing the efficiency of the distillation. Based on our analysis, the freezing of the backbone results in suboptimal training outcomes for logit distillation and feature distillation. However, making the backbone trainable can result in a severe forgetting problem.

To investigate the impact of adding trainable components to the backbone, we conducted a comparative experiment involving the following three models: 1) Normal KD with an additional trainable MLP layer added after the last block of the backbone (Add-MLP); 2) Prompt distillation with a KD-Token (Add-KD-Token); and 3) the original model without distillation (No KD). We distill from ViT-Base to ViT-Small using CODA-Prompt. After training on all tasks, we recorded the test accuracy for each task. The results are

Teacher	Student	Methods	Split ImageNet-R		Split CIFAR-100	
			Avg. Acc (\uparrow)	Forgetting (\downarrow)	Avg. Acc (\uparrow)	Forgetting (\downarrow)
\emptyset	ViT-Small + L2P [34]		61.95 \pm 0.25	6.52 \pm 0.31	77.71 \pm 0.49	7.12 \pm 0.33
\emptyset	ViT-Small + DualPrompt [33]		64.27 \pm 0.11	5.93 \pm 0.03	79.85 \pm 0.57	6.12 \pm 0.32
\emptyset	ViT-Small + CODA-Prompt [28]		67.44 \pm 0.46	8.52 \pm 0.05	82.18 \pm 0.20	6.48 \pm 0.48
ViT-Base	ViT-Small KD-Token [29] + L2P [34]		65.09 \pm 1.05	5.37 \pm 0.13	79.78 \pm 0.14	7.07 \pm 0.52
ViT-Base	ViT-Small KD-Token [29] + DualPrompt [33]		66.81 \pm 0.42	4.55 \pm 0.31	81.32 \pm 0.36	5.67 \pm 0.59
ViT-Base	ViT-Small KD-Token [29] + CODA-Prompt [28]		70.94 \pm 0.33	6.17 \pm 0.07	83.72 \pm 0.08	6.40 \pm 0.06
\emptyset	ViT-Base + L2P [34]		71.59 \pm 1.20	5.65 \pm 0.69	83.02 \pm 0.47	6.06 \pm 0.47
\emptyset	ViT-Base + DualPrompt [33]		72.44 \pm 1.00	3.80 \pm 1.23	84.66 \pm 0.87	5.91 \pm 0.34
\emptyset	ViT-Base + CODA-Prompt [28]		75.78 \pm 0.64	5.70 \pm 0.66	86.16 \pm 0.17	5.63 \pm 0.25
ViT-Large	ViT-Base KD-Token [29] + L2P [34]		71.89 \pm 0.03	3.42 \pm 0.36	85.2 \pm 0.28	4.58 \pm 0.55
ViT-Large	ViT-Base KD-Token [29] + DualPrompt [33]		73.63 \pm 0.26	3.5 \pm 0.25	85.32 \pm 0.02	5.64 \pm 0.51
ViT-Large	ViT-Base KD-Token [29] + CODA-Prompt [28]		77.28 \pm 0.29	4.63 \pm 0.16	88.10 \pm 0.33	5.39 \pm 0.19

Table 2. Results of prompt distillation using KD token on the ImageNet-R dataset and the CIFAR-100 dataset with different teacher-student models and different continual learning models.

Balance α	0	0.1	0.3	0.5	0.7	0.9	1.0
Avg. Acc (\uparrow)	67.44	68.96	70.06	70.94	69.34	68.24	68.06
Forgetting (\downarrow)	8.52	7.11	6.46	6.17	6.22	6.40	6.85

Table 3. Ablation study of the parameter α based on CODA-Prompt [28] with the ViT-Base to ViT-Small teacher-student model for prompt distillation using a KD-Token.

shown in Fig. 3. It can be observed that KD with an MLP improves the distillation effectiveness for the current task and the most recent task, but results in severe forgetting for earlier tasks. Essentially, the objective of continual learning is to retain information from previous tasks as much as possible (model rigidity), while knowledge distillation aims for the student model to learn from the teacher model as effectively as possible (model adaptability). This introduces a mutual interference between continual learning and distillation, which we refer to as Continual Distillation Interference (CDI). The performance of Add_MLP demonstrates the existence of this problem. The KD-Token method attempts to address this problem by adding a KD-Token, shifting the distillation task to this prompt. We observe that the KD-Token method not only improves the accuracy of the current task through knowledge distillation but also maintains improved performance on previous tasks.

5.4. Ablation Studies

We investigated the impact of the parameter α for balancing knowledge distillation within the prompt distillation loss function in Equation (16). Under this condition, the prediction component is also adjusted according to the value of α . Table 3 presents the distillation results for different values of α , using accuracy and forgetting rate as the evaluation metrics. When $\alpha = 0$, it indicates the absence of the KD-Token and the corresponding KD classifier, which is the original model with classification performed only with the class token. When $\alpha = 1$, there is no student classifier. The student model learns from the teacher model through the KD token and KD classifier. For Table 3, we see that $\alpha = 0.5$ achieves the best performance.

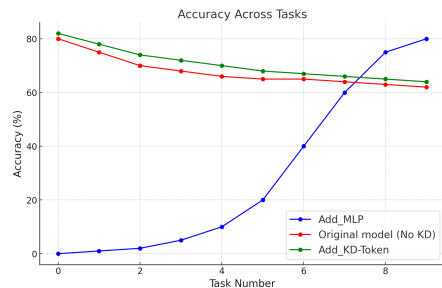


Figure 3. After completing all tasks, the test accuracy results for each task are recorded. The CDL method uses ViT-Base to ViT-Small, with CODA-Prompt as the baseline.

6. Conclusion and Discussion

We introduce the problem of Continual Distillation Learning (CDL), which considers knowledge distillation in the continual learning setup. We empirically studied three types of knowledge distillation methods in CDL, i.e., logit distillation, feature distillation, and prompt distillation, where three different prompt-based continual learning methods (L2P, DualPrompt, and CODA-Prompt) are utilized for this study. We identified the presence of the Continual Distillation Interference (CDI) phenomenon in the process of CDL. The experimental results demonstrate that the KD-Token method outperforms the other distillation methods, consistently helping the student model improve performance in different scenarios. The primary purpose of this paper is to serve as an inspiration in the hope that more research on CDL will emerge in the future.

Limitations. Knowledge distillation relies on a well-performing teacher model. Prompt-based continual learning methods can obtain teacher models by using large ViT backbones. However, for traditional continual learning methods that rely on CNN backbones (e.g., EWC [15] and iCaRL [24]), it is not straightforward to obtain a well-performing teacher model. This is why we limit our study to prompt-based continual learning. In addition, since each task requires training a larger teacher model, the total training time increases.

Acknowledgments

This work was supported in part by the DARPA Perceptually-enabled Task Guidance (PTG) Program under contract number HR00112220005, the Sony Research Award Program, and the National Science Foundation (NSF) under Grant No. 2346528.

References

- [1] Francisco M Castro, Manuel J Marín-Jiménez, Nicolás Guil, Cordelia Schmid, and Karteek Alahari. End-to-end incremental learning. In *Proceedings of the European Conference on Computer Vision (ECCV)*, pages 233–248. Springer, 2018. 2
- [2] Arslan Chaudhry, Marc’Aurelio Ranzato, Marcus Rohrbach, and Mohamed Elhoseiny. Continual learning with tiny episodic memories. In *Proceedings of the 33rd Conference on Neural Information Processing Systems (NeurIPS)*, 2019.
- [3] Arslan Chaudhry, Marcus Rohrbach, Mohamed Elhoseiny, Thalayasingam Ajanthan, Puneet K Dokania, Philip HS Torr, and Marc’Aurelio Ranzato. Efficient lifelong learning with a-gem. In *International Conference on Learning Representations (ICLR)*, 2019. 1, 2
- [4] Pengguang Chen, Shu Liu, Hengshuang Zhao, and Jiaya Jia. Distilling knowledge via knowledge review. In *Proceedings of the IEEE/CVF Conference on Computer Vision and Pattern Recognition (CVPR)*, pages 5008–5017, 2021. 3, 5, 6, 7, 1, 2
- [5] Yoojin Choi, Mostafa El-Khamy, and Jungwon Lee. Dual-teacher class-incremental learning with data-free generative replay. In *Proceedings of the IEEE/CVF Conference on Computer Vision and Pattern Recognition (CVPR) Workshops*, pages 3543–3552, June 2021. 2
- [6] Alexey Dosovitskiy, Lucas Beyer, Alexander Kolesnikov, Dirk Weissenborn, Xiaohua Zhai, Thomas Unterthiner, Mostafa Dehghani, Matthias Minderer, Georg Heigold, Sylvain Gelly, Jakob Uszkoreit, and Neil Houlsby. An image is worth 16x16 words: Transformers for image recognition at scale. *arXiv preprint arXiv:2010.11929*, 2020. 1, 2, 7
- [7] Chrisantha Fernando, Dylan Banarse, Charles Blundell, Yori Zwols, David Ha, Andrei A Rusu, Alexander Pritzel, and Daan Wierstra. Pathnet: Evolution channels gradient descent in super neural networks. *arXiv preprint arXiv:1701.08734*, 2017. 2
- [8] Qiankun Gao, Chen Zhao, Bernard Ghanem, and Jian Zhang. R-dfcil: Relation-guided representation learning for data-free class incremental learning. In *European Conference on Computer Vision (ECCV)*, pages 423–439. Springer, 2022. 2
- [9] Tyler L Hayes and Christopher Kanan. Lifelong machine learning with deep streaming linear discriminant analysis. *arXiv preprint arXiv:1909.01520*, 2019. 2
- [10] Dan Hendrycks, Steven Basart, Norman Mu, Saurav Kadavath, Frank Wang, Evan Dorundo, Rahul Desai, Tyler Zhu, Samyak Parajuli, Mike Guo, Dawn Song, Jacob Steinhardt, and Justin Gilmer. The many faces of robustness: A critical analysis of out-of-distribution generalization. In *Proceedings of the IEEE/CVF International Conference on Computer Vision (ICCV)*, pages 8340–8349, October 2021. 7
- [11] Geoffrey Hinton, Oriol Vinyals, and Jeff Dean. Distilling the knowledge in a neural network, 2015. 3, 5, 7, 1, 2
- [12] David Isele and Akansel Cosgun. Selective experience replay for lifelong learning. In *Proceedings of the AAAI Conference on Artificial Intelligence*, pages 3302–3309, 2018. 2
- [13] Sangwon Jung, Hongjoon Ahn, Sungmin Cha, and Taesup Moon. Continual learning with node-importance based adaptive group sparse regularization. In *Advances in Neural Information Processing Systems*, volume 33, pages 3647–3658, 2020. 2
- [14] Diederik P Kingma and Jimmy Ba. Adam: A method for stochastic optimization. *arXiv preprint arXiv:1412.6980*, 2014. 1
- [15] James Kirkpatrick, Razvan Pascanu, Neil Rabinowitz, Joel Veness, Guillaume Desjardins, Andrei A Rusu, Kieran Milan, John Quan, Tiago Ramalho, Agnieszka Grabska-Barwinska, et al. Overcoming catastrophic forgetting in neural networks. *Proceedings of the National Academy of Sciences*, 114(13):3521–3526, 2017. 2, 8
- [16] Alex Krizhevsky. Learning multiple layers of features from tiny images. Technical Report TR-2009, University of Toronto, 2009. 7
- [17] Zhizhong Li and Derek Hoiem. Learning without forgetting. *arXiv preprint arXiv:1606.09282*, 2016. 1, 2
- [18] Chen Liang, Simiao Zuo, Qingru Zhang, Pengcheng He, Weizhu Chen, and Tuo Zhao. Less is more: Task-aware layer-wise distillation for language model compression. In *Proceedings of the 40th International Conference on Machine Learning (ICML)*, 2023. 3
- [19] Pengfei Liu, Weizhe Yuan, Jinlan Fu, Zhengbao Jiang, Hiroaki Hayashi, and Graham Neubig. Pre-train, prompt, and predict: A systematic survey of prompting methods in natural language processing. *arXiv preprint arXiv:2107.13586*, 2021. 2
- [20] Xialei Liu, Marc Masana, Luis Herranz, Joost Van de Weijer, Antonio M Lopez, and Andrew D Bagdanov. Rotate your networks: Better weight consolidation and less catastrophic forgetting. In *2018 24th International Conference on Pattern Recognition (ICPR)*, pages 2262–2268. IEEE, 2018. 2
- [21] David Lopez-Paz and Marc’Aurelio Ranzato. Gradient episodic memory for continual learning. *arXiv preprint arXiv:1706.08840*, 2017. 1, 2, 7
- [22] Cuong V Nguyen, Alessandro Achille, Michael Lam, Tal Hassner, Vijay Mahadevan, and Stefano Soatto. Toward understanding catastrophic forgetting in continual learning. *arXiv preprint arXiv:1908.01091*, 2019. 1, 2
- [23] Jathushan Rajasegaran, Munawar Hayat, Salman Khan, Fahad Shahbaz Khan, and Ling Shao. Random path selection for incremental learning. In *Advances in Neural Information Processing Systems*, volume 32, 2019. 2
- [24] Sylvestre-Alvise Rebuffi, Alexander Kolesnikov, Georg Sperl, and Christoph H Lampert. icarl: Incremental classifier and representation learning. In *Proceedings of the IEEE conference on Computer Vision and Pattern Recognition*, pages 2001–2010, 2017. 1, 2, 8

- [25] Hippolyt Ritter, Aleksandar Botev, and David Barber. Online structured laplace approximations for overcoming catastrophic forgetting. In *Advances in Neural Information Processing Systems*, volume 31, 2018. 2
- [26] Adriana Romero, Nicolas Ballas, Samira Ebrahimi Kahou, Antoine Chassang, Carlo Gatta, and Yoshua Bengio. Fitnets: Hints for thin deep nets. *arXiv preprint arXiv:1412.6550*, 2014. 3, 5, 7, 1, 2
- [27] Jonathan Schwarz, Wojciech Czarnecki, Jelena Luketina, Agnieszka Grabska-Barwinska, Yee Whye Teh, Razvan Pascanu, and Raia Hadsell. Progress & compress: A scalable framework for continual learning. In *International Conference on Machine Learning*, pages 4528–4537. PMLR, 2018. 2
- [28] James Seale Smith, Leonid Karlinsky, Vyshnavi Gutta, Paola Cascante-Bonilla, Donghyun Kim, Assaf Arbelle, Rameswar Panda, Rogerio Feris, and Zsolt Kira. Coda-prompt: Continual decomposed attention-based prompting for rehearsal-free continual learning. In *Proceedings of the IEEE/CVF Conference on Computer Vision and Pattern Recognition (CVPR)*, pages 11909–11919, June 2023. 1, 2, 3, 7, 8
- [29] Hugo Touvron, Matthieu Cord, Matthijs Douze, Francisco Massa, Alexandre Sablayrolles, and Hervé Jégou. Training data-efficient image transformers & distillation through attention. *arXiv preprint arXiv:2012.12877*, 2020. 3, 6, 7, 8, 1, 2
- [30] Gido M Van de Ven and Andreas S Tolias. Three scenarios for continual learning. *arXiv preprint arXiv:1904.07734*, 2019. 1
- [31] Liyuan Wang, Jingyi Xie, Xingxing Zhang, Mingyi Huang, Hang Su, and Jun Zhu. Hierarchical decomposition of prompt-based continual learning: Rethinking obscured sub-optimality. *arXiv preprint arXiv:2310.07234*, 2023. 1
- [32] Liyuan Wang, Xingxing Zhang, Hang Su, and Jun Zhu. A comprehensive survey of continual learning: Theory, method and application. *arXiv preprint arXiv:2302.00487*, 2023. 2
- [33] Zifeng Wang, Zizhao Zhang, Sayna Ebrahimi, Ruoxi Sun, Han Zhang, Chen-Yu Lee, Xiaoqi Ren, Guolong Su, Vincent Perot, Jennifer Dy, et al. Dualprompt: Complementary prompting for rehearsal-free continual learning. In *European Conference on Computer Vision*, pages 631–648. Springer, 2022. 1, 2, 3, 7, 8
- [34] Zifeng Wang, Zizhao Zhang, Chen-Yu Lee, Han Zhang, Ruoxi Sun, Xiaoqi Ren, Guolong Su, Vincent Perot, Jennifer Dy, and Tomas Pfister. Learning to prompt for continual learning. In *Proceedings of the IEEE/CVF Conference on Computer Vision and Pattern Recognition*, pages 139–149, 2022. 1, 2, 3, 7, 8
- [35] Ju Xu and Zhanxing Zhu. Reinforced continual learning. In *Advances in Neural Information Processing Systems*, volume 31, 2018. 2
- [36] Zhendong Yang, Zhe Li, Ailing Zeng, Zexian Li, Chun Yuan, and Yu Li. Vitkd: Practical guidelines for vit feature knowledge distillation. *arXiv preprint arXiv:2209.02432*, 2022. 3
- [37] Jaehong Yoon, Eunho Yang, Jeongtae Lee, and Sung Ju Hwang. Lifelong learning with dynamically expandable networks. *arXiv preprint arXiv:1708.01547*, August 2017. 2
- [38] Friedemann Zenke, Ben Poole, and Surya Ganguli. Continual learning through synaptic intelligence. In *Proceedings of the 34th International Conference on Machine Learning—Volume 70*, pages 3987–3995. JMLR. org, 2017. 2
- [39] Borui Zhao, Quan Cui, Renjie Song, Yiyu Qiu, and Jiajun Liang. Decoupled knowledge distillation. In *Proceedings of the IEEE/CVF Conference on Computer Vision and Pattern Recognition (CVPR)*, pages 11953–11962, 2022. 3, 5, 7, 1, 2

Continual Distillation Learning: An Empirical Study of Knowledge Distillation in Prompt-based Continual Learning

Supplementary Material

Methods		Split ImageNet-R		Split CIFAR-100	
Teacher	Student	Avg. Acc (↑)	Forgetting (↓)	Avg. Acc (↑)	Forgetting (↓)
∅	ViT-Small	61.95 ± 0.25	6.52 ± 0.31	77.71 ± 0.49	7.12 ± 0.33
ViT-Base	ViT-Small KD [11]	63.36 ± 0.04	6.74 ± 0.10	77.92 ± 0.23	8.30 ± 0.29
ViT-Base	ViT-Small DKD [39]	62.91 ± 0.27	6.55 ± 0.17	78.21 ± 0.12	9.13 ± 0.07
ViT-Base	ViT-Small FitNets [26]	64.29 ± 0.09	6.37 ± 0.17	79.56 ± 0.39	5.89 ± 0.36
ViT-Base	ViT-Small ReviewKD [4]	63.64 ± 0.34	6.36 ± 0.58	78.50 ± 0.39	8.04 ± 0.75
ViT-Base	ViT-Small KD-Token [29]	65.09 ± 1.05	5.37 ± 0.13	79.78 ± 0.14	7.07 ± 0.52
∅	ViT-Base	71.59 ± 1.20	5.65 ± 0.69	83.02 ± 0.47	6.06 ± 0.47
ViT-Large	ViT-Base KD [11]	74.12 ± 0.42	4.60 ± 0.55	80.96 ± 0.34	10.17 ± 0.67
ViT-Large	ViT-Base DKD [39]	74.58 ± 0.01	4.69 ± 0.06	83.29 ± 0.24	4.99 ± 0.17
ViT-Large	ViT-Base FitNets [26]	70.39 ± 0.23	5.84 ± 0.06	83.60 ± 0.02	5.21 ± 0.71
ViT-Large	ViT-Base ReviewKD [4]	72.17 ± 0.26	6.11 ± 0.08	83.12 ± 0.65	7.97 ± 0.27
ViT-Large	ViT-Base KD-Token [29]	71.89 ± 0.03	3.42 ± 0.36	85.20 ± 0.28	4.58 ± 0.55

Table 4. The continual knowledge distillation results on the CIFAR-100 dataset and the ImageNet-R dataset with different teacher-student models based on L2P [34].

7. Implementation Details

Our experiments use two metrics to evaluate the models: accuracy and forgetting rate. Accuracy refers to the average accuracy of all tasks after completing all 10 tasks, defined by Equation (17), where $R_{i,j}$ is the test classification accuracy of the model on task t_j after observing the last sample from task t_i . T is the total number of tasks. The forgetting rate (Equation (18)), also known as backward transfer, reflects the influence of learning a new task on previously completed tasks. A higher value signifies a more negative impact of the continual learning model.

$$\text{ACC} = \frac{1}{T} \sum_{i=1}^T R_{T,i} \quad (17)$$

$$\text{Forgetting} = \frac{1}{T-1} \sum_{i=1}^{T-1} R_{T,i} - R_{i,i} \quad (18)$$

For all experiments, we utilized the Adam optimizer [14]. The Split ImageNet-R dataset was trained for 35 epochs, while the Split CIFAR-100 dataset was trained for 20 epochs. The learning rate was set to $l = 0.001$. In all loss equations, the balancing parameter was set to $\alpha = 0.5$, while the temperature parameter for logit distillation was $\tau = 2$. Training was conducted using two NVIDIA A5000 GPUs, each with 24 GB of memory.

8. Continual Distillation Results

Tables 4 and 5 present the results of the aforementioned knowledge distillation methods on the ImageNet-R and CIFAR-100 datasets, using L2P [34] and DualPrompt [33] as the continual learners. The results indicate that the KD-Token method consistently optimizes and improves the performance of the original student model across different datasets and various continual learners. Notably, it achieves the highest accuracy in the L2P and DualPrompt models on the CIFAR-10 dataset. Additionally, on the ImageNet-R dataset, the KD-Token method attains the highest accuracy under the base-to-small scheme for both models.

Teacher	Methods Student	Split ImageNet-R		Split CIFAR-100	
		Avg. Acc (\uparrow)	Forgetting (\downarrow)	Avg. Acc (\uparrow)	Forgetting (\downarrow)
\emptyset	ViT-Small	64.27 \pm 0.11	5.93 \pm 0.03	79.85 \pm 0.57	6.12 \pm 0.32
ViT-Base	ViT-Small KD [11]	65.68 \pm 0.06	7.26 \pm 0.29	80.16 \pm 0.54	5.76 \pm 0.18
ViT-Base	ViT-Small DKD [39]	65.44 \pm 0.05	7.27 \pm 0.23	80.44 \pm 0.46	6.96 \pm 0.44
ViT-Base	ViT-Small FitNets [26]	66.20 \pm 0.14	5.93 \pm 0.17	80.70 \pm 0.17	5.73 \pm 0.21
ViT-Base	ViT-Small ReviewKD [4]	65.69 \pm 0.91	6.56 \pm 0.46	80.33 \pm 0.23	5.86 \pm 0.53
ViT-Base	ViT-Small KD-Token [29]	66.81 \pm 0.42	4.55 \pm 0.31	81.32 \pm 0.36	5.67 \pm 0.59
\emptyset	ViT-Base	72.44 \pm 1.00	3.80 \pm 1.23	84.66 \pm 0.87	5.91 \pm 0.34
ViT-Large	ViT-Base KD [11]	73.90 \pm 0.14	3.31 \pm 0.04	83.4 \pm 0.74	8.23 \pm 1.13
ViT-Large	ViT-Base DKD [39]	75.24 \pm 0.33	4.15 \pm 0.23	84.93 \pm 0.16	4.95 \pm 0.12
ViT-Large	ViT-Base FitNets [26]	71.23 \pm 0.04	5.71 \pm 0.55	83.12 \pm 0.86	8.33 \pm 1.36
ViT-Large	ViT-Base ReviewKD [4]	72.19 \pm 0.01	5.72 \pm 0.20	84.11 \pm 0.92	5.19 \pm 0.33
ViT-Large	ViT-Base KD-Token [29]	73.63 \pm 0.26	3.50 \pm 0.25	85.32 \pm 0.02	5.64 \pm 0.51

Table 5. The continual knowledge distillation results on the CIFAR-100 dataset and the ImageNet-R dataset with different teacher-student models based on DualPrompt [33].