

Data-driven Forecasting of Deep Learning Performance on GPUs

Seonho Lee
seonho.lee@gatech.edu
Georgia Institute of Technology

Amar Phanishayee
amar.phanishayee@gmail.com
Meta

Divya Mahajan
divya.mahajan@gatech.edu
Georgia Institute of Technology

Abstract

Deep learning kernels exhibit predictable memory accesses and compute patterns, making GPUs' parallel architecture well-suited for their execution. Software and runtime systems for GPUs are optimized to better utilize the stream multiprocessors, on-chip cache, and off-chip high-bandwidth memory. As deep learning models and GPUs evolve, access to newer GPUs is often limited, raising questions about *the performance of new model architectures on existing GPUs, existing models on new GPUs, and new model architectures on new GPUs*. To address these questions, we introduce NEUSIGHT, a framework to predict the performance of various deep learning models, for both training and inference, on unseen GPUs without requiring actual execution. The framework leverages both GPU hardware behavior and software library optimizations to estimate end-to-end performance. Previous work uses regression models [1, 2] that capture linear trends or multilayer perceptrons [3] to predict the overall latency of deep learning kernels on GPUs. These approaches suffer from higher error percentages when forecasting performance on unseen models and new GPUs. Instead, NEUSIGHT decomposes the prediction problem into smaller problems, bounding the prediction through fundamental performance laws. NEUSIGHT decomposes a single deep learning kernel prediction into smaller working sets called tiles, which are executed independently on the GPU. Tile-granularity predictions are determined using a machine learning approach and aggregated to estimate end-to-end latency. NEUSIGHT outperforms prior work across various deep learning workloads and the latest GPUs. It reduces the percentage error from 198% and 19.7% to 3.8% in predicting the latency of GPT3 model for training and inference on H100, compared to state-of-the-art prior works [2, 3], where both GPT3 and H100 were not used to train the framework.

1 Introduction

GPUs are the canonical platform to be deployed across any Artificial Intelligence (AI) cluster. There are two main reasons for their widespread adoption for deep learning: (1) the parallel compute engines that mitigate the Von-Neumann overheads of general purpose CPUs and (2) closely knit software libraries that exploit the GPU architecture for various Deep Neural Network (DNN) kernels [4, 5]. This trend has been further augmented by the availability of specialized

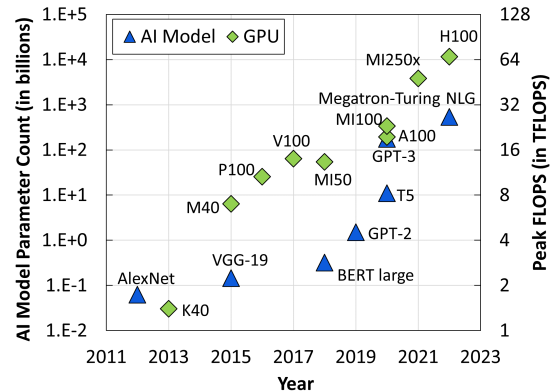


Figure 1. Growth of AI models and the compute and memory capacity of GPUs. [8–16]

AI servers, aiming to minimize the overheads of distributed execution [6, 7].

In this rapidly evolving field of AI, constant iterations are continuously introduced over the years. However, these newer GPUs are limited in access - either due to the long lead time (of upto 52 weeks for H100 [17]) or their prohibitively high cost. Currently, devising new models and the success of model execution is contingent on the availability of underlying hardware. As shown in Figure 1, recent times (since 2013) have witnessed exponential growth in model size, accompanied by a corresponding increase in the peak performance of GPUs. In summary, the prevailing shift towards the widespread deployment of GPU-centric workloads raises a significant challenge: how can we closely estimate the performance of deep learning models on inaccessible GPUs and upcoming models?

The primary challenge in developing a solution capable of closely estimating GPU performance using only the abstract hardware architecture features lies in the fact that the performance of deep learning models on GPUs is intricately tied to low-level hardware details and software optimizations, such as those provided by DNN kernel libraries like CuDNN and Cutlass. Unlike hardware accelerators [18–23], GPUs exhibit complex interplay between micro-architectural interactions and execution characteristics, due L1 and L2 caches, DRAM, memory, I/O configurations and warp scheduling. Consequently, while there are various established works [24, 25] that can closely estimate the performance of DNN kernels on domain-specific accelerators, they are not suitable for GPU performance forecasting. Nevertheless, previous works

have aimed to leverage cycle-accurate simulators to provide detailed execution and performance estimates for GPUs [26–28]. However, these simulators need to be manually updated for each change in the GPU architecture. As such, developing a cycle accurate simulator is a time-consuming process and using them to simulate the simplest of the model can take a long time. The most popular GPU simulator [27, 28] can take up to 18 hours to simulate ResNet-50 with a batch size of 256 [2]. ResNet-50 is relatively smaller compared to new-age complex networks such as the LLMs. Thus, it will take a prohibitively long time to use this simulator to predict the performance of future deep learning models.

In this work, we devise a novel prediction mechanism built on top of a machine learning model, designed with consideration of the tile-based execution strategy on Stream Multiprocessors (SMs) in GPUs, and the compute and memory bounds of DNN kernels. Our approach involves utilizing a multi-layer perceptron to encompass both the hardware features of the GPU and the execution patterns of deep learning. We train our model using data collected from a set of readily available older generation GPUs and existing deep learning kernel information, which is then used to predict performance of newer models, both training and inference, on unseen GPUs.

Prior works in the domain of modeling GPU performance take an analytical model, a linear regression-based model, or a neural network approach [1–3]. We empirically observe that these solutions exhibit high percentage errors for newer models and GPUs, for both inference and training. They are limited for the proposed use case because they either: (1) use a rough analytical model without information about detailed GPU execution (hardware or software) (2) require execution on a specific GPU to extrapolate latency for newer GPUs [1, 2], or (3) are unable to capture the necessary architectural information of the GPUs [3]. Additionally, these prior works exhibit high percentage error for newer models and unseen GPUs because they aim to directly model the overall latency of a kernel through machine learning. However, GPU execution, even of a single kernel, is a complex conflation of hardware execution across SMs and software optimizations, which often cannot be captured by a machine learning model trying to determine the latency of the kernel only using certain high-level features such as effective memory bandwidth, compute utilization, and peak flop.

Thus, we develop NEUSIGHT which digresses from prior works as it leverages the insight that popular GPU libraries decompose deep learning kernels into multiple smaller working sets. These small working sets, or tiles, are then dispatched and executed on the GPU independently across the SMs. *Based on this observation we partition the end-to-end latency prediction into regular and more manageable sub-problems, predicting the latency at tile-granularity.* However, note that the GPU execution is governed by a few performance laws - such as the performance cannot exceed the

peak flops or peak memory bandwidth. *We capture the above two aspects in our prediction and only use a machine learning model to determine the utilization of the device based on the DNN kernel and GPU properties.* The output of the MLP, i.e., utilization of the device, is subsequently used to predict the tile, operator, and the model level latency. Overall, the goal of this entire framework is to distill down to the properties of GPU execution, use machine learning to capture the runtime non-linear behavior, bound the results by fundamental performance laws, and gather the predictions for end-to-end latency predictions. This approach ensures robustness in unseen scenarios, such as new GPUs and models.

To ensure comprehensive prediction for large models that require multiple GPUs, we extend our approach to predict the latency of distributed execution within a server. To do so, we predict the latency of communication operators and integrate these with the per-device execution latencies determined by NEUSIGHT to calculate the overall distributed performance.

The evaluation on a diverse set of GPUs (Nvidia H100, A100-80GB, V100, A100-40GB, P100, T4, L4) and deep learning workloads (BERT, GPT2, GPT3, OPT, Switch Transformer) shows that NEUSIGHT demonstrates a percentage error of 8.9%, compared to 140% by MLP-based [3] and 60.8% by linear regression-based [2] prior work, without being trained on H100, L4, and A100-80GB GPUs and trained only on a subset of GPT3 and OPT model dimensions. When evaluated for distributed training on a 4-GPU server, H100 (DGX Box) and A100 (NVLink), NEUSIGHT shows a modest percentage error of 5.4% across GPT2 and GPT3 model. The error presented throughout this paper is the mean absolute percentage error, calculated against actual measured latencies. For brevity, we henceforth refer to it as percentage error.

2 Background

In this section, we dive into the background of GPU architecture and how DNNs are executed on it.

2.1 GPU Architecture

The availability of parallelism in deep learning workloads and their suitability to GPU-architectures has led to co-optimization across various generations of workloads and GPUs. While the focus in this paper is on NVIDIA GPUs and their terminology, it is important to note most GPUs have similar architectures[29]. A GPU is comprised of a collection of identical building blocks known as Streaming Multiprocessors (SMs). These SMs are interconnected with L2 cache through an on-chip interconnection network. The L2 cache, in turn, is connected to memory through off-chip I/O. Each SM features multiple processing units and a small L1 cache. The regularity of the GPU architecture makes it scalable to tens of thousands of processing units, allowing it to effectively exploit parallelism in deep learning kernels.

2.2 Deep Learning Execution

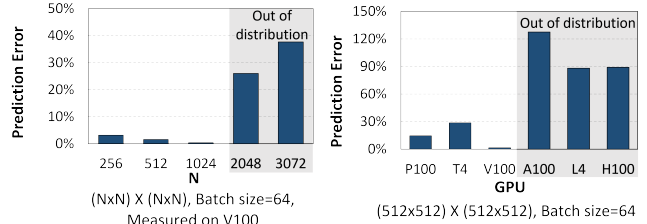
Kernel execution. Modern deep learning workloads consist of multiple layers, where each layer itself has multiple fine-grained kernels such as matrix multiplication or element-wise operators. In the context of this paper, DNN kernel is a tensor operator such as CONV, GEMM, ADD, SOFTMAX, that is executed entirely on the device once initiated. Although the entire workload comprises thousands of kernels, due to the repetitive structure of the model, they can be decomposed into a few types of operators. *These types are General Matrix Multiplication (GEMM), fully-connected layer, and point wise operators (ReLU, Tanh, Softmax, etc.). Hence, this work focuses on determining the execution of each kernel type on GPU to predict the latency as detailed in Section 4.1.*

Per-device execution. Machine learning practitioners use frameworks such as PyTorch and TensorFlow [30, 31] to represent and deploy a model as a set of layers comprising their corresponding kernels. The dataflow of the kernels is managed by the framework and dispatched to the GPU. The corresponding device library then executes each kernel and returns the results to the framework. For example, NVIDIA GPUs utilize the CuDNN library for kernel execution, abstracting the underlying hardware complexity from the user. *In this paper, similar to prior works, we assume kernels execute sequentially on the device, which is also empirically validated for the mainstream machine learning frameworks [32].* Thus, the predicted latency of each kernel is aggregated based on the dataflow of the model that executes on each device to determine the per-GPU execution latency.

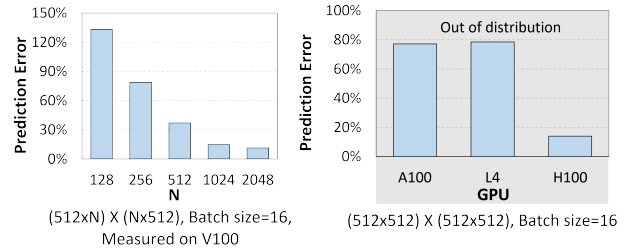
Distributed per-server execution. Due to the size of the model, training or inference is often executed in a distributed fashion. Pipeline parallel and tensor model parallel are used to split a model across various devices, whereas data parallel is used to improve throughput [33–36]. Regardless, distributed execution warrants communication across devices such as send/receive for pipeline parallel and collective operations like all-reduce for tensor model parallel and data parallel. In this work, NEUSIGHT supports prediction of latency when a model is distributed across GPUs within a single server. Within this server, GPUs can be connected through NVLink or like a DGX box to support the aforementioned parallelization techniques [6, 37]. The type of parallelism, its width, and the schedule is provided by the user as an input to NEUSIGHT.

3 Motivation

There is a growing need to predict GPU performance for both existing and upcoming models for a variety of reasons: (a) comparing performance across various devices, (b) utilizing estimates to identify GPUs that meet the performance requirements, and (c) evaluating the feasibility of deploying new model architectures on either existing or new GPUs.



(a) Multi-Layer Perceptron Approach (Habitat) [3]



(b) Linear Regression-based Approach (Li et al.) [2]

Figure 2. Prediction error of prior works on BMM operator, reported in percentage error. Out of distribution dimensions and GPUs are highlighted. For these results, we trained Habitat and Li et al. models only up to V100, excluding any A100s, H100 and L4.

There are certain prior works that aim to predict the performance of GPUs by employing data-driven methods, and we empirically validate these works and observe that do not generalize well to new GPUs or new models. These drive the insights for our framework, NEUSIGHT.

For motivation, we focus on a single kernel Batched Matrix Multiplication (BMM), commonly found in DNNs, and present end-to-end comparisons (training and inference) in Section 6. We observe that even predicting performance of a single kernel on a GPU requires a careful consideration of hardware architecture and software optimization. This insight is based on empirical validation of prior works that employ machine learning to determine the operator latency.

3.1 Predicting Performance of Batched Matrix Multiplication Using Prior Works

We cover two most closely related prior works, Habitat [3] and a linear regression based approach [2] to estimate the latency of GPUs for deep learning.

Habitat classifies operators into two types: kernel-alike which use similar kernels across different GPU architectures, and kernel-varying which use different kernels across different GPU architectures. For kernel-alike operators (such as vector operators), it executes applications on an existing GPU to measure latency and scales the latency with the ratio of target GPU hardware configuration to that of existing GPU. As such, Habitat requires a GPU in-hand to estimate the latency of these operators. For kernel-varying operators (such as BMM), they train multiple Multi-Layer Perceptron

(MLP) models to predict the latency of different operators. Their MLP trains on the following GPU features: memory size, memory bandwidth, number of SM cores, Peak FLOPS, and kernel input and output dimensions as input, and the measured latency as the output.

Li et al.[2] proposes a linear regression model to predict performance based on FLOPs count of target kernel. For each GPU, they collect multiple data points to construct a linear regression between latency and the number of FLOPs (determined based on the size of input/output matrices). They observe that achieved performance across different GPUs is usually linearly proportional to their memory bandwidth. Thus, they construct a linear regression between the memory bandwidth of GPUs and achieved FLOPS performance, using this relationship to infer the performance of GPUs outside the training set.

Figure 2 reports the prediction errors for these two works. For Habitat, we utilized the vanilla MLP model provided by the authors. This model was trained on diverse GPUs predating 2018, including V100, 2080Ti, T4, RTX2070, P100, and P4000, with matrix dimensions of up to 1024 and a batch size less than 128. We aim to understand the applicability of this work on newer GPUs and larger dimensions common in newer models. As Figure 2a shows, Habitat faces challenges in generalizing to matrix multiplications with dimensions larger than 1024, resulting in a percentage error of up to 38%. Additionally, Habitat struggles with unseen GPUs, displaying a percentage error of up to 127% on A100.

For Li et al., we gather BMM data on P4, T4, P100, and V100. We apply linear regression to determine the correlation between the FLOP count of the kernel and latency following the procedures outlined in the paper. For GPUs outside the training set (A100, L4, and H100), we use this linear regression to predict the latency. As Figure 2b shows, the linear regression assumption fails on matrix multiplications with smaller dimensions due to under-utilization of the GPU, when the latency does not scale linearly. This work also faces challenges in generalizing to unseen GPUs because of its simplistic extrapolation method, i.e., using a linear ratio of memory bandwidth to infer the effective performance of unseen GPUs.

3.2 Predicting Performance of Batched Matrix Multiplication with Larger Predictors

One potential solution to reduce the prediction error could be to use larger models for the same problem, i.e., predicting the latency of an operator using a machine learning model, with more layers and features. Thus, as a first attempt, we leverage a larger and more complex model with an increased number of layers to capture a broader set of execution patterns. To test the limitations of relying purely on large machine learning models, we extend Habitat’s prediction model to include more layers in the MLP or alternatively use a transformer architecture from prior work, Prime [38]. We train

Table 1. Various ML models on predicting latency of BMM. Prediction errors are reported in percentage error.

Predictor	Number	In-distribution	Out-of-distribution
Architecture	of layers	Prediction Error (%)	Prediction Error (%)
MLP	8	28.0	70.9
	16	22.3	81.4
Transformer	3	22.3	126.1
	6	21.0	86.4

these models using the same method specified in Section 6.1 for the Habitat model. BMM operations with dimensions between 1 and 4096 are used as the test set. Table 1 summarizes the prediction error averaged across in-distribution BMM operations (matrix dimensions less than 1024) and out-of-distribution BMM operations (some dimensions larger than 1024). Despite improved performance with larger models, all the evaluated models still show high percentage error exceeding 70% for out-of-distribution cases.

It is evident from the results that naively using machine learning techniques to predict kernel latency does not suffice, as they fail to capture the continuous performance improvements of GPUs resulting from both software and hardware optimizations. This drives the key insight for NEUSIGHT: unlike prior work, it does not directly predict the latency of kernels using machine learning; instead, it distills the kernel execution into tiles, uses a machine learning model to predict the utilization of the device per tile, and then determines the latency based on performance bounds defined by GPU architecture. NEUSIGHT only relies on architectural details readily available for any new or incoming GPU.

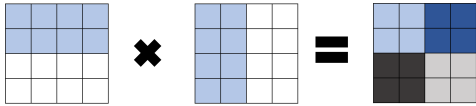
3.3 Other Related Works

Performance modeling using analytical frameworks.

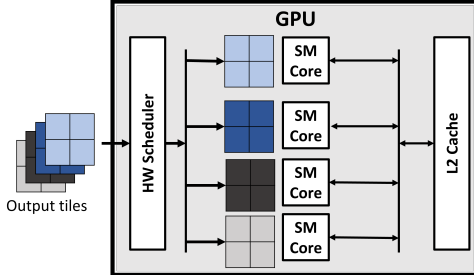
Several works [1, 39, 40] propose analytical models to predict GPU performance. Paleo [40] and Calculon [1] decompose latency into computation and communication for distributed training. They estimate latency by measuring effective peak throughput with representative workloads on the target GPU, which requires access to the target GPU for estimation.

Cycle accurate simulators. Cycle-accurate simulators [26] require detailed modeling of each GPU component. For every new GPU, the simulator must be updated to support new architectural features, which might not be readily available at launch. Proprietary architectural features can create a gap between real hardware and simulators. Additionally, cycle-accurate simulators are not suitable for end-to-end ML application execution due to their long simulation times. While certain works, such as sampled principal kernels [28], reduce simulation time, they still take at least hours to days to simulate modern DNN due to the need for modeling every detail of the hardware.

Machine Learning based approaches. Due to the large number of compute lanes in GPUs, they often observe linear



(a) Tiling of output matrix.



(b) Mapping tiles to multiple SMs.

Figure 3. Dataflow of a GEMM on a GPU. We assume multiplication between two 4x4 matrices and tile size of 2x2.

performance trends for compute intensive kernels, and hence many prior works leverage regression models to predict the performance of a GPU architecture [2, 41, 42]. Some works require extracting low level hardware counter values to make predictions, however, these are unavailable unless the device is accessible [43]. Such approaches cannot capture the complex intricacies of hardware features and software optimizations such as tiling for deep learning and do not support cross-generational performance prediction with GPUs due to the lack of hardware. Other works [44] propose graph neural networks to predict resource consumption (GPU utilization, memory utilization, and network TX/RX throughput) in distributed deep learning. However, this approach necessitates target GPUs for transfer training.

CPU executions to predict speed-up on GPU. XAPP [45] executes the CPU code of a target algorithm to predict GPU speed-up. However, this approach assumes the GPU will execute the same algorithm but with higher parallelizability. In contrast, modern software optimizations for deep learning kernels are designed specifically for GPUs [46, 47], diverging from CPU implementations.

4 NEUSIGHT Forecasting for DNN Kernels

NEUSIGHT forecasts the latency of executing a model on multiple GPUs in a server in three steps. The first and main step forecasts the latency of a single kernel that executes on the GPU atomically. The kernel leverages software and hardware optimizations for GPUs, namely tiling, parallel execution across SMs, on-chip caching, and HBM bandwidth. NEUSIGHT uses architectural details such as memory size, memory bandwidth, number of SMs, L2 cache size, and peak FLOPS to predict the kernel’s latency through a machine learning approach. Our kernel estimation is inspired by how deep learning kernels are disassembled into multiple smaller

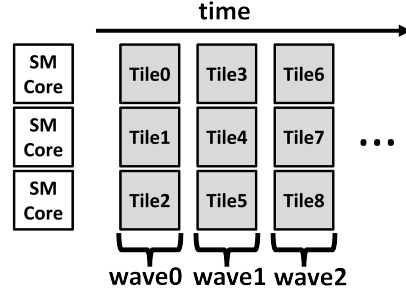


Figure 4. Each tile is distributed evenly across SMs and executed concurrently, in multiple number of waves. [48]

tiles and mapped onto GPU hardware for execution. This approach contrasts with prior works that rely solely on compute or memory utilization to predict latency. Section 4.1 showcases the execution of a few representative DNN kernels on the GPU. NEUSIGHT supports tensor operators such as General Matrix Multiplication (GEMM), element-wise operators such as addition and ReLU, and reduction-based operators such as Softmax and layer normalization.

In the second step, the per-operator latency is aggregated to predict the performance of the DNN workload based on its dataflow graph. In the third step, detailed in Section 5.1, the performance of per-GPU execution is combined with predicted network latencies to determine the performance of a DNN executing across multiple GPUs in a server.

4.1 Kernel Execution on GPUs

Tiled execution. In this section, we focus on GEMM, a commonly found kernel in DNNs, but NEUSIGHT can predict the latency of various operators to determine end-to-end performance. GEMM is a core building-block in deep learning layers, such as fully-connected, convolution, recurrent neural network, or self-attention found in modern large language models. Figure 3 shows a simplified view of a typical dataflow of GEMM on a GPU. Modern GPU libraries execute GEMM by first partitioning the output matrix into multiple identical tiles (Figure 3a). Each tile corresponds to a segment of the output matrix, loads the necessary input operands from input matrices, and computes the output elements. These tiles are mapped to each SM of the GPU and executed concurrently (Figure 3b). Typically the number of tiles which can be executed concurrently is limited by the number of SMs on the GPU, and the entire GPU kernel is executed in multiple waves of tile groups as depicted in Figure 4. Tiling strategy enables scalable execution of GEMM, by decomposing GEMM into multiple smaller workloads, which executes the identical computation on different input and output elements.

Fundamental performance laws of GPUs. Runtime of each kernel is bounded by a few features of a GPU, such as peak memory bandwidth or peak FLOPs. Roofline analysis [49] provides a straightforward method to estimate the

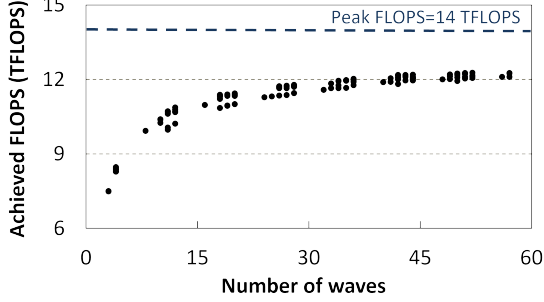


Figure 5. Performance of $(256 \times 256) \times (256 \times 256)$ matrix multiplication with varying waves on V100; sweeping the number of waves by changing the batch size from 1 to 300.

approximate performance of a GPU kernel, taking into account the arithmetic intensity of the kernel. The intensity is computed by dividing number of flops ($flops_k$) by size of memory transactions (mem_k). The roofline bandwidth can be computed as follows:

$$K = \frac{flops_k}{mem_k}; \text{roofline}_{BW} = \min(K \times mem_p, flops_p) \quad (1)$$

Where $flops_p$ is the peak FLOPs and mem_p is the peak memory bandwidth of GPU. Roofline bandwidth represents the maximum achievable throughput of a kernel on a GPU. **Latency hiding in GPU.** Another key performance bound in GPU execution is the use of numerous threads to harness parallelism, achieving significantly higher throughput compared to traditional CPU architectures. GPUs can achieve the aforementioned peak hardware performance ($roofline_{BW}$) only when there are enough available software threads to effectively mitigate latency arising from data dependency or memory stalls by scheduling independent threads. Consequently, GPU performance relies heavily on the level of parallelism in the kernels, which is directly proportional to the number of threads that can be independently scheduled in each SM. Figure 5 illustrates the correlation between the number of waves available in each SM and the achievable throughput. As the number of waves increases, each SM is assigned more waves, resulting in a greater number of threads per SM. This allows for effective hiding of stall latency in each thread, thus leading to higher performance.

4.2 Kernel-wise Prediction

In predicting the latency of each kernel, we leverage the execution insights discussed above: tiled execution and fundamental GPU performance laws.

Tile-granularity prediction. For each DNN kernel we break it down into multiple identical tiles, instead of directly predicting the latency of the kernel. This insight is motivated from prior works [3], where a machine learning model is unable to capture the necessary hardware level and software optimizations on out of distribution dimensions and GPUs. This implies that there are more intricate execution

patterns although consistent across the GPUs, but are not easily captured by machine learning models. Thus, we use the machine learning model to make a prediction per tile, and assemble these predictions to determine the latency of the whole operator. This decomposition simplifies the problem into more manageable sub-problems, allowing the machine learning model to be trained on smaller and more straightforward tasks. For example, the typical tile dimensions used by GEMM library ranges from 32 to 256, which is still much smaller than the dimensions of GEMMs in modern DNN workloads. To compute the latency of the entire kernel from the predictions for each tile, we employ the following equations.

$$num_{tiles} = \prod_{i=1}^N \lceil \frac{x_i}{t_i} \rceil \quad (2)$$

$$num_{waves} = \lceil \frac{num_{tiles}}{num_{sm}} \rceil \quad (3)$$

$$PerOpLatency = PerTileLatency \times num_{waves} \quad (4)$$

Variables x_i and t_i are the dimensions of the output and the tile, respectively, N is the number of dimensions of the output, and num_{sm} is the number of SMs available in GPU. The tile dimensions are determined by metadata obtained with PyTorch Profiler discussed in Section 6.1. In the next subsection we discuss how we can obtain the $PerTileLatency$.

Imposing performance laws to tile prediction.

$PerTileLatency$ relies on the compute utilization of the SM and the achieved bandwidth of the kernel ($achieved_{BW}$), and is physically bounded by $roofline_{BW}$. This relationship is captured by the following equations:

$$PerTileLatency = \frac{flops_{tile}}{achieved_{BW}} \quad (5)$$

$$achieved_{BW} = roofline_{BW} \times utilization \quad (6)$$

Next we need to predict GPU’s utilization. We use the observation that a GPU approaches the maximum achievable throughput as the number of available threads in the workload increases (as shown in Figure 5). We formulate the correlation between number of waves and utilization as a machine learning model. This is because, an ML model can capture the non-linear behaviour between kernel latency and GPU characteristics and kernel properties such as operator type, tile dimensions, and arithmetic intensity. We use MLPs as our machine learning model, which is tasked with predicting the coefficients of the following equation:

$$utilization = \alpha - \frac{\beta}{num_{waves}} \quad (7)$$

$$\alpha, \beta = \sigma(MLP(input_features)) \quad (8)$$

This equation models utilization, which increases as the number of waves increases due to the negative beta factor but is capped by alpha. We apply a sigmoid function to the outputs of MLPs to bound the predicted utilization value to below 1. This approach constrains the predictions to adhere to fundamental performance laws, enhancing its overall predictive capabilities even when faced with unseen inputs.

4.3 Machine Learning Model to Predict Utilization

We use an MLP with multiple fully-connected layers for our machine learning predictor. We train five distinct MLPs, each tailored for batched matrix multiplication, fully-connected layers, element-wise operators, softmax, and layer normalization.

Model architecture. Each MLP comprises 8 hidden layers, each with 512 hidden units, similar to prior work [3]. First-layer converts the input feature vectors into 512-dimensional hidden vector, and the last layer converts the 512-dimensional hidden vector to single-dimensional output. ReLU is used as the activation function and applied at the end of every layer. This simple and small model architecture allows for fast but still accurate predictions, especially when combined with the GPU execution flow and performance scaling laws in the NEUSIGHT framework.

We use memory size and bandwidth, peak FLOPS, and L2 cache size as GPU features for this modeling. We use these features because: (1) they are publically available even for newer GPUs, (2) bandwidth and peak FLOPS determine the performance bounds of I/O bound and compute bound operators, and (3) on-chip memory size (L2 cache) and off-chip memory size (such as High Bandwidth Memory or DRAM) determine which underlying implementation will be used by the libraries such as cuDNN and CUTLASS to execute the DNN operators. For instance, information for the H100 was made available through NVIDIA’s public documentation after its launch [50]. For the Blackwell architecture, the latest NVIDIA GPU architecture announced [51], details on memory size, bandwidth, and peak FLOPS are already available. Information on the number of SMs and L2 cache size is not available yet, but should become available closer to the release date or shortly after the GPU is released.

Instead of directly feeding these input features to the MLP, we pre-process them through the following steps. First, as we are making predictions on a tile granularity, with each tile mapped to a single SM, we divide the device resources by the number of SMs to determine per-SM resources (e.g., per-SM peak FLOPS). Second, since the MLP predicts achievable throughput, we feed it with the utilization of each hardware resource. The five features shown in Table 2 are fed to the MLP as an input.

Table 2. List of input features for predicting the utilization.

Input Features	Unit
$\frac{FLOPsPerTile}{PeakFLOPsPerSM}$	$\frac{GFLOPS}{TFLOPs/s}$
$\frac{MemoryPerTile}{MemoryBWPerSM}$	$\frac{MB}{GB/s}$
$\frac{num_waves \times MemoryPerTile}{L2CacheSizePerSM}$	$\frac{MB}{KB}$
$\frac{num_waves \times MemoryPerTile}{MemorySizePerSM}$	$\frac{MB}{MB}$
$\frac{FLOPsPerTile / MemoryPerTile}{PeakFLOPs / MemoryBW}$	$\frac{GFLOPS / MB}{(TFLOPs/s) / (GB/s)}$

Predictors for various types of kernels. NEUSIGHT includes multiple specialized predictors to support various types of DNN kernels. There are five MLPs to predict the utilization for BMM, fully-connected layers, element-wise operators, softmax, and layer normalization. For unseen operators, we consider them memory-bound and estimate latency by dividing the memory requirement by memory bandwidth. These diverse predictors enable NEUSIGHT to handle various model architectures.

4.4 Support for Operator Fusion

Modern ML frameworks [30, 47] accelerate the execution of memory-bound kernels by fusing multiple consecutive operators and eliminating the data movement from external memory. NEUSIGHT supports the prediction of the fused operators. When multiple consecutive vector kernels are fused, NEUSIGHT accumulates the FLOPs count of each operator, but discards the memory size required for the intermediate results between kernels. NEUSIGHT uses the updated FLOPs count, memory size of the fused operator, and the metadata including tile size of the first operator to be fused to make predictions with its MLP. For instance, in the GPT-2 architecture, the element-wise addition used for residual connections in each layer can be fused with subsequent layer normalization. NEUSIGHT can predict the latency of this fused operator accumulating the FLOPs count of both operators and discarding the memory size required for the output of the element-wise addition and the input of the layer normalization, and using the predictor for element-wise addition. Another common form of operator fusion is combining the GEMM operator with activation functions. NEUSIGHT supports this fusion using the BMM or fully-connected layer predictor and adjusting the input compute count and memory size.

5 NEUSIGHT Workflow

NEUSIGHT forecasts the end-to-end latency of a deep learning model executing on a single GPU or a multi-GPU server in three steps: (1) forecasting the performance of per-kernel execution on the GPU as detailed above, (2) combining these kernel-level estimates based on the dataflow graph of the DNN to determine the per-GPU latency, and (3) estimating collectives and network operations and integrating them with the per-device execution latency to determine the performance on a GPU server executing distributed training or inference. Both training and inference graphs are supported.

Figure 6 shows the overall workflow of NEUSIGHT. NEUSIGHT takes the description of the target deep learning model in PyTorch and extracts the operator/kernel graph using the Torch.fx library [52]. It records the metadata of each kernel, including operator type and input/output tensor dimensions. Based on the metadata and tile size, each operator is annotated with predictions made by our kernel-level

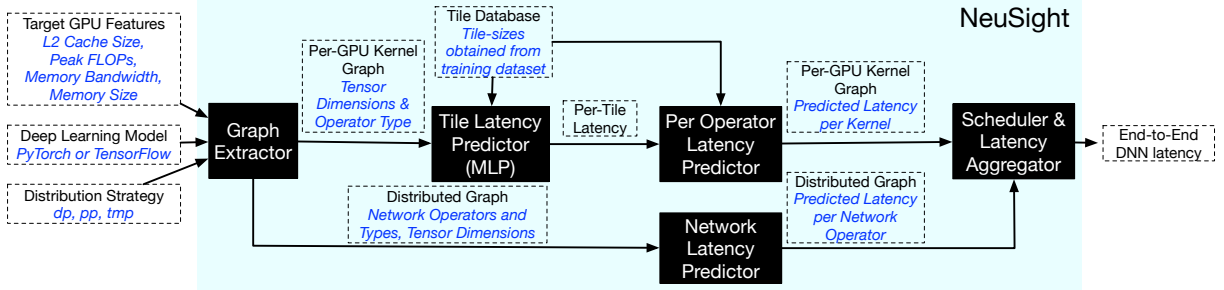


Figure 6. Overall workflow of NEUSIGHT. The Tile Latency Predictor uses an MLP to determine the utilization and predicts the kernel latency. This prediction is aggregated for per-device and distributed execution latency forecasting.

predictor. The per-GPU latency is computed by accumulating the predicted latency of each kernel executing on a single device, which aligns with device execution where kernels are executed sequentially on the GPU [32].

NEUSIGHT also takes as input the distribution strategy, data parallel width, pipeline parallel depth and schedule, or tensor model parallel width. *It is important to highlight that the focus of NEUSIGHT is to effectively predict the performance of DNNs on new or unseen GPUs.* Predicting the performance of each kernel is the complex and unsolved aspect tackled by NEUSIGHT, as it involves addressing the non-linearities of GPU software optimizations and hardware execution.

For completeness, we provide a solution that can forecast the latency of distributed execution on a multi-GPU server. The goal of this forecasting is to enable researchers to determine latency of a relatively larger model that often cannot fit on a single device due to memory constraints. This allows NEUSIGHT to provide accurate and reliable predictions for the performance of the compute/memory intensity of the DNN while avoiding the variability introduced by complex multi-server network operations. There are prior works [53, 54] that already model complex network topologies, which researchers can leverage with NEUSIGHT.

5.1 Forecasting for Distributed Execution

NEUSIGHT supports a single multi-GPU server execution similar to the ones connected through NVLink or DGX Box configurations. For each form of parallelism, NEUSIGHT adds the corresponding network operators to the DNN graph. Pipeline parallelism involves sending and receiving activations between GPUs in subsequent pipeline stages, while data parallelism and tensor model parallelism perform all-reduce operations on gradients and activations, respectively.

Estimating performance of network operators. NEUSIGHT estimates the latency of ring-based allreduce and peer-to-peer send/receive based on the bandwidth of the network link. We measure the link bandwidth of an existing system and calculate its network link utilization. Using this data, along with the peak link bandwidth of the target system, we estimate the latency of the collective

Table 3. List of GPUs used to train and test the frameworks.

	GPU	Year	Peak FLOPs (TFLOPs)	Memory Size (GB)	Memory BW (GB/s)	# SMs	L2 Cache (MB)
Training Set	P4	2016	5.4	8	192	40	2
	P100	2016	9.5	16	732	56	4
	V100	2017	8.1	32	900	80	6
	T4	2018	14.1	16	320	40	4
	A100-40GB	2020	19.5	40	1555	108	40
Test Set	A100-80GB	2020	19.5	80	1935	108	40
	L4	2023	31.3	24	300	60	48
	H100	2022	66.9	80	3430	132	50

operators on the target system. The estimated latency of network operators is combined with the predicted latency of per-GPU DNN graph to predict the end-to-end latency of distributed execution. NEUSIGHT uses the following methods for each parallelization strategy.

Pipeline parallel. Pipeline parallel requires forward and backward pass micro-batches to be interleaved to achieve high utilization as per the schedules proposed by prior works [33, 34, 55]. For NEUSIGHT, the user provides the pipeline parallel schedule and the framework stitches the execution across various devices to determine the overall latency of the model executing on a server. Currently, NEUSIGHT inserts the necessary pipeline bubbles between the forward and backward pass based on GPipe [34] schedule, however can be easily extended to other schedules. NEUSIGHT estimates the latency of these pipeline bubbles based on the size of the microbatch, the number of GPUs, and the latency of send-receive operations.

Tensor model and Data parallel. NEUSIGHT inserts all-reduce operators into the DNN graph to synchronize the activations (in tensor model parallel) or gradients (in data parallel) across GPUs. The framework currently supports Megatron tensor model strategy [35]. The latency of ring-based all-reduce is estimated and aggregated with the compute latency of kernels to determine the end-to-end latency.

Table 4. Workloads evaluated. Table details model complexity through parameter size and architecture configurations.

Model	Year	Parameter Size	# of Layers	# Attention Heads	Hidden Dimensions	Sequence Length
BERT Large	2018	340M	12	16	760	512
GPT2 Large	2019	774M	36	20	1280	1024
GPT3 XL	2020	1.3B	24	24	3072	2048
OPT 1.3B	2022	1.3B	24	24	2048	2048
GPT3 2.7B	2020	2.7B	32	32	2560	2048
SwitchTrans	2021	5.3B	24	32	1024	512

6 Evaluation

6.1 Implementation Details

Hardware. Table 3 shows the GPUs used to evaluate NEUSIGHT. We use 5 GPUs released from 2016 to 2020 for training our MLP predictor. Additionally, we use 2 GPUs released in 2022 and 2023 as out-of-distribution GPUs. For all the final results, A100-40GB variant was used for training but the 100-80GB variant with larger memory and memory bandwidth was used as the testset.

Generating the training dataset. We use the 5 training set GPUs shown in Table 3 to collect data to train our MLPs. Latency is measured by running each operator 25 times and averaging the results. Input tensors are initialized using a normal distribution. All measurements use PyTorch 2.1.0 compiled with CUDA Library 12.1. The collected data covers the following operators:

- **Batched Matrix Multiplication - 87,627 data points** Batch size and dimensions from 1 to 1024.
- **Fully-connected Layer - 32256 data points.** Batch size from 1 to 8192, input and output sizes from 1 to 65,536.
- **Element-wise operators - 26,066 data points.** Batch size from 512 to 16,384, vector size from 512 to 4096 for addition, division, multiplication, GELU, ReLU, and Tanh.
- **Softmax - 1,807 data points.** Batch size from 4096 to 16,384, vector size from 512 to 4096.
- **Layer normalization - 1,501 data points.** Batch size from 4096 to 16,384, vector size from 512 to 4096.

We reserve 20% of this sampled dataset for validation. For other operators, such as the embedding layer, which do not contribute significantly to the end-to-end latency (e.g. less than 0.1% for BERT Large), we assume that they are memory-bound operators and estimate latency by dividing the working memory size by the memory bandwidth of the GPU.

Baselines. We compare NEUSIGHT with three baselines: (1) the roofline analysis, most widely used analytical performance estimation method, (2) Habitat, a recent work that uses an MLP to predict GPU performance, and (3) Li et al. [2], the linear regression based method to predict the latency of deep learning models. For fair comparisons, we train the baselines with the up-to-date training dataset as NEUSIGHT. For Habitat, we train the MLP following the methodology

presented in their paper, but with the larger MLP for higher accuracy (Section 3.2). For element-wise operators, Habitat requires a reference latency of the operator on an existing GPU. We measure the latency of element-wise operators on V100 and use the methodology presented in the paper to predict the latency for other GPUs. For V100, we use the latency measured on P100. For Li et al., following the method described in the paper, we apply linear regression between GPU memory bandwidth and achieved FLOPS performance. We then infer the achieved FLOPS performance of the unseen GPU using its memory bandwidth.

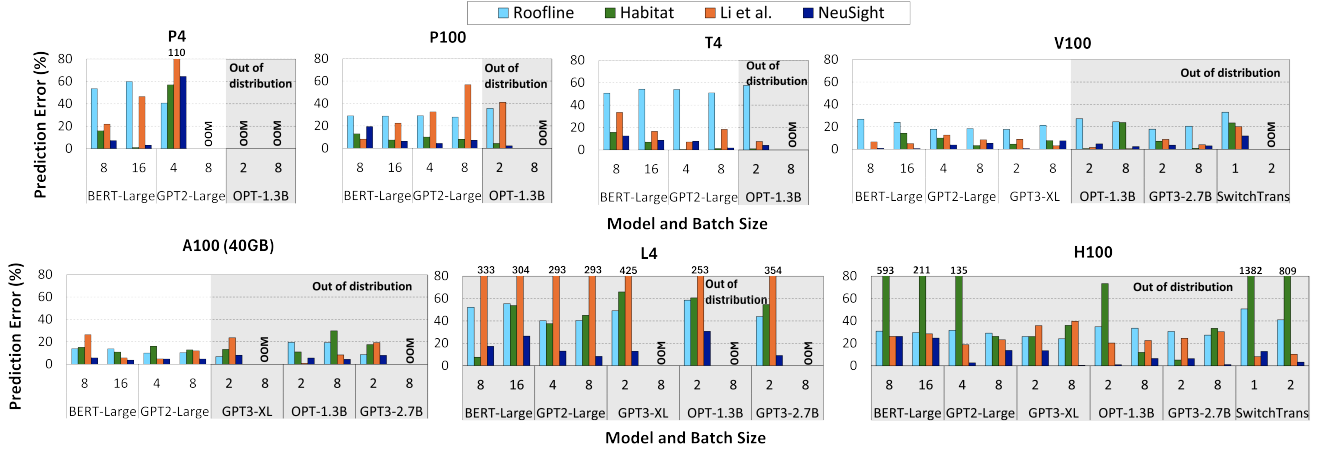
Training the NEUSIGHT predictor. We train the MLPs using the AdamW optimizer with L2 regularization for 100 epochs, with batch sizes of ranging from 16 to 128. For Habitat predictors, the learning rate is set to $5e^{-5}$ for highest accuracy. For NEUSIGHT, we use a range of learning rates from $1e^{-6}$ to $5e^{-3}$, tailored to different predictors within the model. We use mean absolute percentage error for Habitat and symmetric mean absolute percentage error [56] for NEUSIGHT as the loss functions.

Tile size. We utilize the PyTorch Profiler [57] to obtain the kernel names and the number of thread blocks. For matrix multiplications, we deduce tile sizes from the metadata appended to the kernel names. For other kernels, we use the number of thread blocks to infer tile sizes. We record the kernel name, input dimensions, GPU features, and tile sizes in a database during training. For prediction, we estimate tile sizes by finding the closest match in the database based on the kernel name, input dimensions, and GPU features.

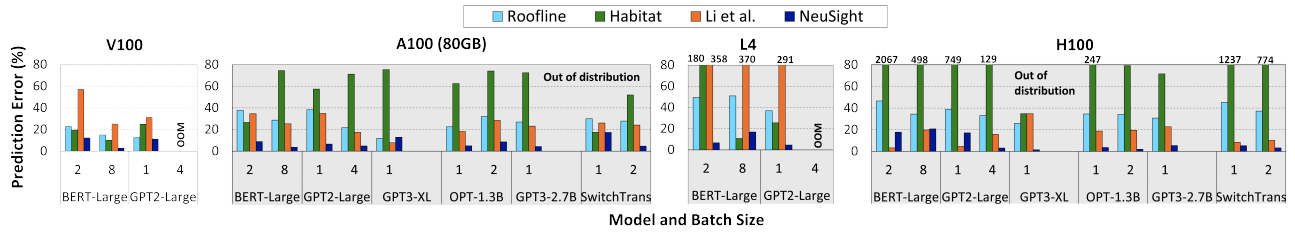
DNN workloads evaluated. Table 4 shows the 6 commonly used model architectures released between 2018 and 2022. For the Switch Transformer, which is a mixture of experts model, a 4-expert configuration is employed, with only one expert active at a time. For each of these models, we measure the inference latency for a binary classification task using BERT, and for a text generation task using GPT-2, GPT-3, OPT, and Switch Transformer. We use the time to generate the first token as the latency metric for text generation tasks. We also report and compare the per-iteration training time, including a single forward and backward pass. Predictions for each model are then compared with the measured latencies to evaluate our framework. Due to the high memory requirement of training, we measure training latency only on GPUs with at least 24 GB of HBM.

6.2 Results

End-to-end mean percentage error. Figure 7 shows the inference and training latency prediction error of NEUSIGHT and the baselines on 6 deep learning models with varying batch sizes executed on 8 GPUs in percentage error. Instances that include out-of-distribution GPUs or models are highlighted. For example, H100 is an out-of-distribution



(a) Inference latency prediction error



(b) Training latency prediction error

Figure 7. The inference and training latency prediction percentage error of NEUSIGHT and baselines with different batch sizes. Out of distribution GPUs and models are highlighted. Certain models resulting in OOM are omitted due to space constraints.

GPU as it is not included in the training set. Similarly, GPT3-2.7B is an out-of-distribution model as it includes BMM with one of the operand dimensions equal to 2048, which is larger than the 1024 used in the training set.

Across all GPUs and models, NEUSIGHT shows a modest average percentage error compared to all other baselines. Specifically, the roofline analysis shows an average error of 32.4% and 31.8%, Habitat shows 79% and 259%, and Li et al. shows 62% and 59%, for inference and training, respectively. In contrast, NEUSIGHT shows a percentage error of only 9.2% for inference and 8.1% for training workloads.

The advantage of NEUSIGHT over other baselines, especially Habitat and Li et al., becomes more apparent when evaluated on out-of-distribution GPUs. NEUSIGHT can predict the latency of the unseen GPUs, demonstrating an average error of 8.7% and maximum error of 26.24%. Habitat and Li et al. struggle with out-of-distribution GPUs, show an average error of 232.8% and 88.7%, and maximum error of 2067.7% and 425.3% respectively, even though they are trained on the same data as NEUSIGHT. The main reason for the lower absolute percentage error of NEUSIGHT is that it does not directly use the MLP to make latency predictions, instead applies GPU architecture and execution insights atop the machine learning predictions. In the case of newer generations GPUs like H100, which exhibit features outside the distribution seen in the training set, Habitat’s MLP prediction encounters challenges in accurately predicting GEMM operators in DNN

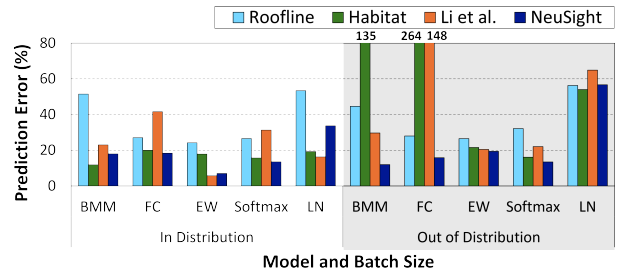


Figure 8. Prediction percentage error for each operator type (BMM, Fully-Connected (FC), Element-Wise (EW), Softmax, Layer Normalization (LN)), averaged over all the evaluated workloads.

workloads. Li et al. also falls short of NEUSIGHT due to its limited method of inferring hardware utilization of unseen GPUs. This superior performance highlights the robustness of NEUSIGHT in handling out-of-distribution features and making accurate predictions even on unseen GPUs.

Per-operator prediction error. Figure 8 shows the prediction error for each kernel type (BMM, fully-connected, element-wise, softmax, layer normalization), averaged across all workloads evaluated in Figure 7. The roofline analysis consistently shows a higher percentage error compared to NEUSIGHT for both in-distribution and out-of-distribution data points, with an average percentage error of 34%. For, Habitat and Li et al. their accuracy significantly degrades

Table 5. The inference latency prediction **percentage error** of NEUSIGHT with operator fusion with varying batch sizes.

	Batch Size		L4		A100-40GB		H100	
			Non-fused	Fused	Non-fused	Fused	Non-fused	Fused
BERT-Large	8	Measured Latency (ms)	409.5	344.1	212.1	195.0	69.5	65.0
		NeuSight Prediction (ms)	338.4 (17.4%)	264.3 (23.2%)	213.9 (0.8%)	198.3 (1.7%)	87.8 (26.2%)	80.7 (24.3%)
	16	Measured Latency (ms)	877.1	724.7	408.5	385.2	136.6	127.0
		NeuSight Prediction (ms)	645.6 (26.4%)	519.5 (28.3%)	405.6 (0.7%)	378.2 (1.8%)	170.3 (24.7%)	157.6 (24.1%)
GPT2-Large	4	Measured Latency (ms)	1242.2	886.8	550.1	484.0	213.6	174.7
		NeuSight Prediction (ms)	1080.0 (13.1%)	849.0 (4.3%)	571.3 (3.9%)	525.5 (8.6%)	208.0 (2.6%)	186.8 (6.9%)
	8	Measured Latency (ms)	2485.4	1775.1	1110.1	959.4	411.9	343.4
		NeuSight Prediction (ms)	2278.0 (8.3%)	1816.9 (2.4%)	1169.2 (5.3%)	1083.6 (12.9%)	468.4 (13.7%)	429.0 (24.9%)

Table 6. The distributed training latency prediction **percentage error** of NEUSIGHT on H100 and A100 GPU servers training GPT2-Large and GPT3-XL with different global batch sizes. Models resulting in out-of-memory errors are marked as OOM.

	Batch Size		A100-40GB x 4 (NVLink)			H100 x 4 (DGX Box)		
			Data Parallel	Tensor Parallel	Pipeline Parallel	Data Parallel	Tensor Parallel	Pipeline Parallel
GPT2-Large	8	Measured Latency (ms)	466.4	460.2	807.4	202.1	206.4	341.1
		NeuSight Prediction (ms)	461.2 (1.1%)	461.0 (0.2%)	784.8 (2.8%)	195.0 (3.5%)	198.0 (4.1%)	330.7 (3.0%)
	16	Measured Latency (ms)	OOM	OOM	OOM	627.8	688	1146.6
		NeuSight Prediction (ms)				603.9 (3.8%)	805.3 (17.0%)	1018.5 (11.2%)
GPT3-XL	4	Measured Latency (ms)	OOM	OOM	OOM	OOM	987.8	1715.7
		NeuSight Prediction (ms)					1001.7 (1.4%)	1521.9 (11.3%)

for out-of-distribution data points, especially for BMM and fully-connected operators. Habitat and Li et al. show percentage error of 135.9% and 29.6% for BMM, and 264.7% and 148.2% for fully-connected operators, respectively. In contrast, NEUSIGHT shows better accuracy than roofline analysis, Habitat and Li et al., with a percentage error of 11.9% for BMM operators and 15.8% for fully-connected operators.

Operator fusion. Table 5 shows the inference latency prediction error of BERT-Large and GPT2-Large with operator fusion on L4, A100 (40GB), and H100. Using torch.compile [58], the built-in operator fusion tool in PyTorch, we fused the supported operators and measured the latency of the fused models. NEUSIGHT predicts latency with a 13.6% error across all fused models, 17.2% for BERT-Large, and 10% for GPT2-Large.

Distributed Execution. Table 6 shows the training latency predictions for distributed execution on two types of GPU servers: one with 4 A100s-40GB connected via NVLink and 4 H100s in a DGX Box [59], training GPT2-Large and GPT3-XL. The A100 GPUs are connected in a mesh topology with each GPU using 12 NVLinks, providing a bi-directional bandwidth of 600GB/s. In the H100 DGX system, each GPU is connected with 18 NVLinks, providing a bi-directional bandwidth of 900GB/s. Both configurations enable full-bandwidth communication between any two GPUs. We evaluate NEUSIGHT on data, tensor model, and pipeline parallel execution, albeit individually. This is because NEUSIGHT aims to also estimate the latency for a wide range of models, including the ones which cannot fit on a single device due to memory, thus

require tensor model or pipeline to split the DNN graph. For each method, we split the execution across the 4 GPUs. For pipeline parallelism, we have 4 micro-batches. Across all the models, NEUSIGHT predicts the latency of distributed training with an average error of 5.4%, including 6.9% for the H100 server and 1.4% for the A100 server. This demonstrates that NEUSIGHT predicts effectively for per-kernel, per-GPU, and distributed execution on various GPUs and server types. This is mainly due to the robust underlying mechanism of kernel estimation, that can be extended with the network level estimates to forecast distributed execution latencies.

7 Conclusion

In this work, we present a novel framework, NEUSIGHT, that forecasts the performance of deep learning execution on GPU servers. In developing NEUSIGHT, we leverage the execution deep learning kernel on a GPU architecture such as tiled execution and use this insight to decompose the prediction problem to smaller sub-problems, i.e., per-tile prediction. For each tile, we use machine learning models to capture the complex non-linear relationship between achieved throughput and input features, and impose performance laws to bound the predicted latency. Results on a variety of models and GPUs, show that NEUSIGHT can provide better predictions than prior works in the area. We will open-source NEUSIGHT to benefit broader research community.

References

- [1] Mikhail Isaev, Nic McDonald, Larry Dennison, and Richard Vuduc. Calculon: a methodology and tool for high-level co-design of systems and

- large language models. In *Proceedings of the International Conference for High Performance Computing, Networking, Storage and Analysis (SC)*, 2023.
- [2] Ying Li, Yifan Sun, and Adwait Jog. Path forward beyond simulators: Fast and accurate GPU execution time prediction for DNN workloads. In *International Symposium on Microarchitecture (MICRO)*, 2023.
- [3] Geoffrey X. Yu, Yubo Gao, Pavel Golikov, and Gennady Pekhimenko. Habitat: A Runtime-Based computational performance predictor for deep neural network training. In *Annual Technical Conference (USENIX ATC)*, 2021.
- [4] NVIDIA. NVIDIA cuDNN. <https://developer.nvidia.com/cudnn>.
- [5] NVIDIA. Cutlass: Fast linear algebra in cuda c++. <https://developer.nvidia.com/blog/cutlass-linear-algebra-cuda/>, 2017.
- [6] Nvidia. Nvidia dgx platform. <https://www.nvidia.com/en-us/data-center/dgx-platform/>.
- [7] AMD. AMD Instinct HPC Solutions. <https://www.amd.com/en/graphics/servers-instinct-mi-powered-servers>.
- [8] NVIDIA. NVIDIA Data Center GPUs. <https://www.nvidia.com/en-us/data-center/data-center-gpus/>.
- [9] AMD. AMD Instinct Accelerators. <https://www.amd.com/en/products/accelerators/instinct.html>.
- [10] Alex Krizhevsky, Ilya Sutskever, and Geoffrey E. Hinton. Imagenet classification with deep convolutional neural networks. In *International Conference on Neural Information Processing Systems (NeurIPS)*, 2012.
- [11] Karen Simonyan and Andrew Zisserman. Very Deep Convolutional Networks for Large-Scale Image Recognition, 2015.
- [12] Jacob Devlin, Ming-Wei Chang, Kenton Lee, and Kristina Toutanova. BERT: Pre-training of deep bidirectional transformers for language understanding. In *Conference of the North American Chapter of the Association for Computational Linguistics (NAACL)*, 2019.
- [13] Alec Radford, Jeff Wu, Rewon Child, David Luan, Dario Amodei, and Ilya Sutskever. Language models are unsupervised multitask learners. 2019.
- [14] Colin Raffel, Noam Shazeer, Adam Roberts, Katherine Lee, Sharan Narang, Michael Matena, Yanqi Zhou, Wei Li, and Peter J. Liu. Exploring the limits of transfer learning with a unified text-to-text transformer, 2023.
- [15] Tom B. Brown, Benjamin Mann, Nick Ryder, Melanie Subbiah, Jared Kaplan, Prafulla Dhariwal, Arvind Neelakantan, Pranav Shyam, Girish Sastry, Amanda Askell, Sandhini Agarwal, Ariel Herbert-Voss, Gretchen Krueger, Tom Henighan, Rewon Child, Aditya Ramesh, Daniel M. Ziegler, Jeffrey Wu, Clemens Winter, Christopher Hesse, Mark Chen, Eric Sigler, Mateusz Litwin, Scott Gray, Benjamin Chess, Jack Clark, Christopher Berner, Sam McCandlish, Alec Radford, Ilya Sutskever, and Dario Amodei. Language models are few-shot learners, 2020.
- [16] Shaden Smith, Mostofa Patwary, Brandon Norick, Patrick LeGresley, Samyam Rajbhandari, Jared Casper, Zhun Liu, Shrimai Prabhunoye, George Zerveas, Vijay Korthikanti, Elton Zhang, Rewon Child, Reza Yazdani Aminabadi, Julie Bernauer, Xia Song, Mohammad Shoeybi, Yuxiong He, Michael Houston, Saurabh Tiwary, and Bryan Catanzaro. Using deepspeed and megatron to train megatron-turing nlg 530b, a large-scale generative language model, 2022.
- [17] Forbes. Meta To Build Open-Source Artificial General Intelligence For All, Zuckerberg Says . <https://www.forbes.com/sites/johnkoetsier/2024/01/18/zuckerberg-on-ai-meta-building-agi-for-everyone-and-open-sourcing-it>, 2024.
- [18] Norman P. Jouppi, George Kurian, Sheng Li, Peter Ma, Rahul Nagarajan, Lifeng Nai, Nishant Patil, Suvinay Subramanian, Andy Swing, Brian Towles, Cliff Young, Xiang Zhou, Zongwei Zhou, and David Patterson. Tpu v4: An optically reconfigurable supercomputer for machine learning with hardware support for embeddings, 2023.
- [19] Hardik Sharma, Jongse Park, Divya Mahajan, Emmanuel Amaro, Joon Kyung Kim, Chenkai Shao, Asit Mishra, and Hadi Esmaeilzadeh. From High-Level Deep Neural Models to FPGAs. In *International Symposium on Microarchitecture (MICRO)*, October 2016.
- [20] Divya Mahajan, Jongse Park, Emmanuel Amaro, Hardik Sharma, Amir Yazdanbakhsh, Joon Kim, and Hadi Esmaeilzadeh. TABLA: A unified template-based framework for accelerating statistical machine learning. In *International Symposium on High-Performance Computer Architecture (HPCA)*, March 2016.
- [21] Divya Mahajan, Joon Kyung Kim, Jacob Sacks, Adel Ardalan, Arun Kumar, and Hadi Esmaeilzadeh. In-rdbms hardware acceleration of advanced analytics. *Proc. VLDB Endow.*, 11(11):1317–1331, July 2018. ISSN 2150-8097. doi: 10.14778/3236187.3236188. URL <https://doi.org/10.14778/3236187.3236188>.
- [22] Jeremy Fowers, Kalin Ovtcharov, Michael Papamichael, Todd Masengill, Ming Liu, Daniel Lo, Shlomi Alkalay, Michael Haselman, Logan Adams, Mahdi Ghandi, Stephen Heil, Prerak Patel, Adam Sapek, Gabriel Weisz, Lisa Woods, Sitaram Lanka, Steve Reinhardt, Adrian Caulfield, Eric Chung, and Doug Burger. A configurable cloud-scale dnn processor for real-time ai. In *Proceedings of the 45th International Symposium on Computer Architecture, 2018*. ACM, June 2018. URL <https://www.microsoft.com/en-us/research/publication/a-configurable-cloud-scale-dnn-processor-for-real-time-ai/>.
- [23] Yu-Hsin Chen, Tien-Ju Yang, Joel Emer, and Vivienne Sze. Eyeriss v2: A Flexible Accelerator for Emerging Deep Neural Networks on Mobile Devices. *IEEE Journal on Emerging and Selected Topics in Circuits and Systems*, 9(2):292–308, 2019.
- [24] MohammadHossein Olyaiy, Christopher Ng, Alexandra Sasha Fedorova, and Mieszko Lis. Sunstone: A Scalable and Versatile Scheduler for Mapping Tensor Algebra on Spatial Accelerators. In *International Symposium on Performance Analysis of Systems Software (ISPASS)*, 2023.
- [25] Hyoukjun Kwon, Prasanth Chatarasi, Michael Pellauer, Angshuman Parashar, Vivek Sarkar, and Tushar Krishna. Understanding reuse, performance, and hardware cost of DNN dataflows: A data-centric approach. In *International Symposium on Microarchitecture (MICRO)*, 2019.
- [26] Ali Bakhoda, George L. Yuan, Wilson W. L. Fung, Henry Wong, and Tor M. Aamodt. Analyzing CUDA workloads using a detailed GPU simulator. In *International Symposium on Performance Analysis of Systems Software (ISPASS)*, 2009.
- [27] Mahmoud Khairy, Zhesheng Shen, Tor M. Aamodt, and Timothy G. Rogers. Accel-sim: An extensible simulation framework for validated GPU modeling. In *International Symposium on Computer Architecture (ISCA)*, 2020.
- [28] Cesar Avalos Baddouh, Mahmoud Khairy, Roland N. Green, Mathias Payer, and Timothy G. Rogers. Principal kernel analysis: A tractable methodology to simulate scaled GPU workloads. In *International Symposium on Microarchitecture (MICRO)*, 2021.
- [29] AMD. AMD Instinct™ MI250X Accelerators, 2024. URL <https://www.amd.com/en/products/accelerators/instinct/mi200/mi250x.html>.
- [30] PyTorch. PyTorch. <https://pytorch.org/>, .
- [31] Google. TensorFlow. <https://www.tensorflow.org/>.
- [32] Hongyu Zhu, Amar Phanishayee, and Gennady Pekhimenko. Daydream: Accurately estimating the efficacy of optimizations for DNN training. In *Annual Technical Conference (USENIX ATC)*, 2020.
- [33] Deepak Narayanan, Aaron Harlap, Amar Phanishayee, Vivek Seshadri, Nikhil R. Devanur, Gregory R. Ganger, Phillip B. Gibbons, and Matei Zaharia. Pipedream: generalized pipeline parallelism for dnn training. In *Proceedings of the 27th ACM Symposium on Operating Systems Principles, SOSP '19*, page 1–15, New York, NY, USA, 2019. Association for Computing Machinery. ISBN 9781450368735. doi: 10.1145/3341301.3359646. URL <https://doi.org/10.1145/3341301.3359646>.
- [34] Yanping Huang, Youlong Cheng, Ankur Bapna, Orhan Firat, Dehao Chen, Mia Xu Chen, HyoukJoong Lee, Jiquan Ngiam, Quoc V. Le, Yonghui Wu, and Zhifeng Chen. GPipe: Efficient Training of Giant

- Neural Networks using Pipeline Parallelism. In *Advances in Neural Information Processing Systems 32: Annual Conference on Neural Information Processing Systems 2019, NeurIPS 2019, 8-14 December 2019, Vancouver, BC, Canada*, pages 103–112, 2019.
- [35] Nvidia. Megatron-lm. <https://github.com/NVIDIA/Megatron-LM>.
- [36] Alex Krizhevsky, Ilya Sutskever, and Geoffrey E. Hinton. ImageNet Classification with Deep Convolutional Neural Networks. *Commun. ACM*, 60(6):84–90, May 2017.
- [37] NVIDIA. Nvlink. <https://developer.nvidia.com/nvcl>, .
- [38] Aviral Kumar, Amir Yazdanbakhsh, Milad Hashemi Kevin Swersky, and Sergey Levine. Data-driven offline optimization for architecting hardware accelerators. In *International Conference on Neural Information Processing Systems (NeurIPS)*, 2022.
- [39] Hyesoon Hong, Sunpyo Kim. An analytical model for a GPU architecture with memory-level and thread-level parallelism awareness. In *International Symposium on Computer Architecture (ISCA)*, 2009.
- [40] Hang Qi, Evan R Sparks, and Ameet Talwalkar. PALEO: A PERFORMANCE MODEL FOR DEEP NEURAL NETWORKS. In *International Conference on Learning Representations (ICLR)*, 2017.
- [41] Wenhao Jia, Kelly A. Shaw, and Margaret Martonosi. Stargazer: Automated regression-based GPU design space exploration. In *International Symposium on Performance Analysis of Systems Software (ISPASS)*, 2012.
- [42] Gene Wu, Joseph L. Greathouse, Alexander Lyashevsky, Nuwan Jayasena, and Derek Chiou. GPGPU performance and power estimation using machine learning. In *International Symposium on High-Performance Computer Architecture (HPCA)*, 2015.
- [43] Kenneth O’Neal, Philip Brisk, Emily Shriver, and Michael Kishinevsky. HALWPE: Hardware-assisted light weight performance estimation for GPUs. In *Design Automation Conference (DAC)*, 2017.
- [44] Gyeongsik Yang, Changyong Shin, Jeunghwan Lee, Yeonho Yoo, and Chuck Yoo. Prediction of the resource consumption of distributed deep learning systems. In *Proceedings of the ACM on Measurement and Analysis of Computing Systems (POMACS)*, 2022.
- [45] Newsha Ardalani, Clint Lestourgeon, Karthikeyan Sankaralingam, and Xiaojin Zhu. Cross-architecture performance prediction (XAPP) using CPU code to predict GPU performance. In *International Symposium on Microarchitecture (MICRO)*, 2015.
- [46] Tri Dao, Daniel Y. Fu, Stefano Ermon, Atri Rudra, and Christopher Ré. FlashAttention: Fast and memory-efficient exact attention with IO-awareness. In *Advances in Neural Information Processing Systems*, 2022.
- [47] Tianqi Chen, Thierry Moreau, Ziheng Jiang, Lianmin Zheng, Eddie Yan, Haichen Shen, Meghan Cowan, Leyuan Wang, Yuwei Hu, Luis Ceze, Carlos Guestrin, and Arvind Krishnamurthy. TVM: An automated end-to-end optimizing compiler for deep learning. In *USENIX Symposium on Operating Systems Design and Implementation (OSDI)*, 2018.
- [48] NVIDIA. GPU Performance Background. <https://docs.nvidia.com/deeplearning/performance/pdf/GPU-Performance-Background-User-Guide.pdf>, .
- [49] Samuel Williams, Andrew Waterman, and David Patterson. Roofline: an insightful visual performance model for multicore architectures. *Communications of the ACM*, 2009.
- [50] NVIDIA. NVIDIA H100 Tensor Core GPU Architecture. <https://resources.nvidia.com/en-us-tensor-core>, 2023.
- [51] NVIDIA. NVIDIA Blackwell Architecture Technical Brief. <https://resources.nvidia.com/en-us-blackwell-architecture>, 2024.
- [52] PyTorch. torch.fx-PyTorch 2.2 documentation. <https://pytorch.org/docs/stable/fx.html>, 2023.
- [53] Weiyang Wang, Moein Khazraee, Zhizhen Zhong, Manya Ghobadi, Zhihao Jia, Dheevatsa Mudigere, Ying Zhang, and Anthony Kewitsch. TopoOpt: Co-optimizing network topology and parallelization strategy for distributed training jobs. In *USENIX Symposium on Networked Systems Design and Implementation (NSDI)*, 2023.
- [54] Saeed Rashidi, Srinivas Sridharan, Sudarshan Srinivasan, and Tushar Krishna. Astra-sim: Enabling sw/hw co-design exploration for distributed dl training platforms. In *International Symposium on Performance Analysis of Systems Software (ISPASS)*, 2020.
- [55] Deepak Narayanan, Amar Phanishayee, Kaiyu Shi, Xie Chen, and Matei Zaharia. Memory-efficient pipeline-parallel DNN training. In *International Conference on Machine Learning*, pages 7937–7947. PMLR, 2021.
- [56] Chris Tofallis. A better measure of relative prediction accuracy for model selection and model estimation. *Journal of the Operational Research Society (JORS)*, 2015.
- [57] PyTorch. PyTorch Profiler, February 2023. URL https://pytorch.org/tutorials/recipes/recipes/profiler_recipe.html.
- [58] PyTorch. Introduction to torch.compile. https://pytorch.org/tutorials/intermediate/torch_compile_tutorial.html, .
- [59] NVIDIA. NVIDIA DGX H100. <https://resources.nvidia.com/en-us-dgx-systems/ai-enterprise-dgx>, 2023.