

Branch length statistics in phylogenetic trees under constant-rate birth-death dynamics

Tobias Dieselhorst and Johannes Berg*

Institute for Biological Physics, University of Cologne, Zùlpicher StraÙe 77a, 50937 Cologne, Germany

(Dated: November 6, 2024)

Phylogenetic trees represent the evolutionary relationships between extant lineages, where extinct or non-sampled lineages are omitted. Extending the work of Stadler and collaborators, this paper focuses on the branch lengths in phylogenetic trees arising under a constant-rate birth-death model. We derive branch length distributions of phylogenetic branches with and without random sampling of individuals of the extant population under two distinct statistical scenarios: a fixed age of the birth-death process and a fixed number of individuals at the time of observation. We find that branches connected to the tree leaves (pendant branches) and branches in the interior of the tree behave very differently under sampling; pendant branches grow longer without limit as the sampling probability is decreased, whereas the interior branch lengths quickly reach an asymptotic distribution that does not depend on the sampling probability.

CONTENTS

I. Introduction	1
II. Dynamics of a birth-death process	2
III. Branch length distribution: pendant branches	4
IV. Branch length distribution: interior branches above pendant branches	5
V. Branch length distribution: interior branches	5
VI. Finite sampling	7
VII. Branch lengths conditioned on the population size at the time of observation	9
VIII. Discussion	10
Acknowledgments	11
References	11
Appendix: Branch length distributions conditioned on the population size at the time of observation	12
1. Pendant branches	13
2. Interior branches	15
3. Finite sampling	16

I. INTRODUCTION

The reconstructed evolutionary process is central to understanding evolutionary relationships and dynamics. This reconstruction is based on extant genetic data and yields a phylogenetic tree which represents the evolutionary relationships among a set of species, genes, or cells. Crucially, all lineages that eventually went extinct (or were not sampled) are missing from such a tree. This affects the statistics of the reconstructed tree: Under a stochastic birth-death process, species go extinct at a specific rate (or cells die, in a cellular system). Looking at the reconstructed tree, however, only speciation events are seen. To compare empirical phylogenetic trees with models of evolution, it is crucial to understand the link between the underlying evolutionary process and the reconstructed process.

* bergj@uni-koeln.de

The reconstructed evolutionary process has been studied extensively, with early work of Nee, May, and Harvey [11] giving the probability density in time for each speciation event in a reconstructed tree from a birth-death process with constant rates. Such a birth-death model describes a population of species, individuals, or cells dividing independently at a fixed rate λ and dying independently at a fixed rate μ . For species, birth events correspond to speciations, whereas death events correspond to extinctions. A constant-rate birth-death model serves as a simple model of neutral evolution.

Stadler and collaborators have extended the work by Nee, May, and Harvey [11] to trees reconstructed from individuals that were sampled from a population [14] and to populations conditioned on a particular size [3]. The resulting statistics has been used to infer trees and their characteristics [8, 17], and is the cornerstone of widely-used computational packages such as BEAST [2] and TreeTime [13]. Many extensions of the basic constant-rate birth-death process have been developed, for instance, to account for rates that are variable through time or vary across the tree, see [17] for an overview.

In [10, 18] Stadler, Steel and collaborators focus on a particular aspect of tree statistics, namely the distribution of branch lengths in calendar time. They calculate the probability density function for the length of the so-called pendant branches (the lowest branches leading to the leaves of the tree) for trees reconstructed from a given number of leaves. For the particular case of a Yule process (a birth-death process with the rate of death set to zero), they also give the probability density function for the length of interior branches. In [12] Paradis introduces an approach to calculate branch length distributions of both pendant and interior branches at a particular time since the start of the birth-death process.

In this paper, we revisit the problem of the distribution of branch lengths with a particular focus on the trees reconstructed from a finite fraction of extant individuals sampled at the time of observation. We distinguish two distinct statistical scenarios: In the first scenario (scenario i)), the time interval between the start of the birth-death process with a single individual and the time of observation (the end of the birth-death process) is known, but the number of extant individuals at the end of the process is a fluctuating random variable. In the second scenario (scenario ii)), one conditions on the number of individuals at the end of the process, but the time interval between the start and end of the process is unknown.

In Section II, we recapitulate the relevant properties of a constant-rate birth-death process. In Sections III-V we use the approach introduced by Paradis [12] to systematically write down concrete expressions for branch length distributions for different types of branches under the first scenario: In Section III we focus on pendant branches, in Section IV on branches one and two levels above a pendant branch, and in Section V on generic branches in the interior of a phylogenetic tree. Sections III and V coincide with the work of Paradis in [12]; they are included here for completeness and because [12] does not give concrete expressions for the branch length distributions. Section VI gives the key results of this paper; we consider branch lengths arising in trees reconstructed from only a finite fraction of the extant population. We find that sampling affects different parts of the reconstructed tree differently: while pendant branches become longer and grow without limit as the sampling probability is taken to zero, the distribution of interior branch lengths quickly reaches an asymptotic limit as the sampling probability decreases. In Section VII we turn to the second scenario (conditioning on the number of extant individuals at the time of observation) and introduce a novel approach based on tracking the birth-death process first backwards in time from a given number of individuals at the time of observation to the emergence of a particular branch and then again forwards again to the time of observation. For pendant branches, we recover the results of Stadler, Steel and collaborators [10, 18] as expected and generalize these results to interior branches.

II. DYNAMICS OF A BIRTH-DEATH PROCESS

We consider a standard birth-death process where individuals in a population duplicate with a constant rate of birth λ and die with a constant rate of death μ . These individuals might describe individual cells (for instance bacteria or tumour cells) undergoing cell division and cell death, individual multi-cellular organisms in a population under asexual reproduction, or species undergoing speciation and extinction events. Throughout, we will refer to individuals undergoing birth and death events for consistency. The dynamics of the number of individuals n is described by a Markov process, with the probability $p_n(t)$ of the population consisting of n individuals at time t following the master equation

$$\partial_t p_n(t) = \lambda(n-1)p_{n-1}(t) - \lambda n p_n(t) + \mu(n+1)p_{n+1}(t) - \mu n p_n(t) . \quad (1)$$

Starting with a single individual at time $t = 0$ and with a birth rate larger than the death rate $\lambda > \mu$, a population can grow exponentially with time, or it can die out at some time. Kendall [6] derived the probability that such a

population has died out by the time $t > 0$

$$p_0(t) = \mu \frac{1 - e^{-(\lambda-\mu)t}}{\lambda - \mu e^{-(\lambda-\mu)t}}, \quad (2)$$

as well as the probability that at time t , there is a single living individual

$$p_1(t) = \frac{(\lambda - \mu)^2 e^{-(\lambda-\mu)t}}{(\lambda - \mu e^{-(\lambda-\mu)t})^2}, \quad (3)$$

and the probability that at time t the population has size n

$$p_n(t) = (1 - p_0(t)) \left(1 - \frac{\lambda}{\mu} p_0(t)\right) \left(\frac{\lambda}{\mu} p_0(t)\right)^{n-1}. \quad (4)$$

The expected population size grows exponentially with

$$E[n(t)] = \sum_{n=0}^{\infty} n p_n(t) = e^{(\lambda-\mu)t}. \quad (5)$$

A powerful alternative to the master equation (1) is a master equation for the probability that a population that started with a single individual at time zero has population size one at time t [9, 15]. A generalization of this approach is the probability that in a population that started with a single individual at time zero, at time t there is one and only one individual that has surviving offspring at a later time T . This probability turns out to be a key tool to calculate the distribution of branch lengths.

Specifically, $\tilde{p}_1^{(T)}(t)$ denotes the probability that at time t a clade which started at time zero contains one individual with open future fate, and all other individuals alive at time t have no extant descendants at time T (including themselves). The master equation for $\tilde{p}_1^{(T)}(t)$ is

$$\partial_t \tilde{p}_1^{(T)}(t) = -\mu \tilde{p}_1^{(T)}(t) - \lambda (1 - 2p_0(T-t)) \tilde{p}_1^{(T)}(t), \quad (6)$$

where the first term accounts for the decay of probability due to that individual's death, and the second term describes the probability that any additional lineage arising in a birth event fails to become extinct by the time of observation. The factor of two comes from the two offspring in such a birth event which can play this role. This is a master equation in a single probability only; the population aspect of this dynamics resides compactly in the probability $p_0(T-t)$ that a particular clade dies out in a time interval of length $T-t$ given by (2).

The master equation (6) is a first-order linear differential equation solved by the integrating factor $-\int_0^t dt' [\mu + \lambda (1 - 2p_0(T-t'))]$. Integrating to $t = T$ yields the probability of population size one at time T (3). Integrating t only to some intermediate time $T - \tau_e$ gives the probability $\tilde{p}_1^{(T)}(T - \tau_e)$. (The name τ_e is chosen as this will later mark the end of an interior branch.)

It turns out to be convenient for the analysis of branch lengths to consider times relative to the time of observation T . We denote the length of the interval between the intermediate time t and the observation time T by $\tau_e = T - t$. We further define $\tau = T - \tau_e$ as the length of the interval between τ_e and the time of the clade's origin. Specifically, we denote as $p_1^{(\tau_e)}(\tau) = \tilde{p}_1^{(T)}(t = T - \tau_e)$ the probability that a clade started at time $\tau_e + \tau$ in the past, and contains at time τ_e in the past only a single individual that could have extant descendants at the time of observation. Again, setting $\tau_e = 0$ results in $p_1^{(\tau_e=0)}(\tau) \equiv p_1(\tau)$. For the case of $\tau_e > 0$ the integrating factor becomes $-\int_0^{T-\tau_e} dt' [\mu + \lambda (1 - 2p_0(T-t'))] = -\int_0^\tau d\tau' [\mu + \lambda (1 - 2p_0(\tau_e + \tau'))] = \ln \left(\frac{(\lambda - \mu e^{-(\lambda-\mu)\tau_e})^2 e^{-(\lambda-\mu)\tau}}{(\lambda - \mu e^{-(\lambda-\mu)(\tau_e+\tau)})^2} \right)$ and we obtain

$$p_1^{(\tau_e)}(\tau) = \frac{(\lambda - \mu e^{-(\lambda-\mu)\tau_e})^2 e^{-(\lambda-\mu)\tau}}{(\lambda - \mu e^{-(\lambda-\mu)(\tau_e+\tau)})^2}. \quad (7)$$

This probability differs from $p_1(\tau) \equiv p_1^{(\tau_e=0)}(\tau)$, as for $\tau_e > 0$ additional lineages have more time to die out than in pendant branches (specifically τ_e more). This will lead to a difference between the branch length statistics of interior and pendant branches. In the following sections, we will measure times τ relative to the time of observation, with τ increasing as one looks further into the evolutionary past, see Figure 1.

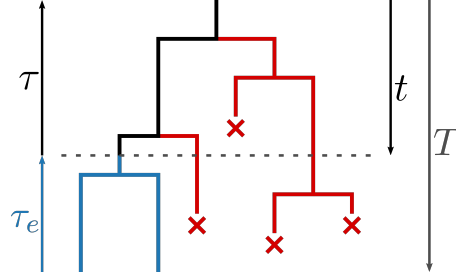


FIG. 1. **Times of events on a birth-death tree. Sketch of the situation characterized by $p_1^{(\tau_e)}(\tau) = \tilde{p}_1^{(T)}(t)$.** From the perspective of a clock starting at the origin of a clade, $p_1^{(\tau_e)}(\tau) = \tilde{p}_1^{(T)}(t)$ describes the probability that out of all individuals at time t , only one will have extant descendants (depicted in blue) at time $T > t$ when the population is observed. The red lines show lineages which die out before T . For convenience, the time of observation is used as the origin of time τ , with time increasing as we look into the evolutionary past. τ_e denotes time point beyond only a single individual has a clade extant at the time of observation, and τ denotes the time the population has had to grow before τ_e . In the corresponding reconstructed phylogenetic tree, there are only the black and blue lineages.

III. BRANCH LENGTH DISTRIBUTION: PENDANT BRANCHES

The results from section II can be used directly to determine the statistics of branch lengths of a phylogenetic tree. In this section, we apply them to the so-called pendant branches, which end in a leaf of the phylogenetic tree. We use the approach of Paradis [12] to determine branch length distributions and write down concrete expressions for the probability densities. This section and the following are concerned with complete sampling (where the phylogenetic tree is constructed from the entire population alive at a particular time since the start of the birth-death process), in Section VI we will turn to the case where only a finite fraction of the population is available to reconstruct a tree from.

A pendant branch (a branch terminating at the time of observation) of length τ was created in a birth event at time τ , where (i) one of the two offspring produces a clade consisting of a single extant member at the time of observation, and (ii) the other offspring produces a clade that did not die out by the time of observation. Figure 2A shows a simple example. Conditions (i) and (ii) are statistically independent events, whose probabilities can be expressed in terms of the quantities computed above. This leaves the rate at which birth events occur per small time interval, which is given by the birth rate λ times the population size at time τ . Since the population size is unknown, we sum over all possible population sizes n and their probabilities, yielding that the probability of a birth event at time τ as the expectation value of the population size multiplied with the birth rate λ . Plugging $t = T - \tau$ in equation (5) gives the expected population size at time τ before sampling is proportional to $e^{-(\lambda-\mu)\tau}$.

The relative number of pendant branches of length τ per small time interval is thus given by

$$\lambda e^{-(\lambda-\mu)\tau} [p_1(\tau)p_{>1}(\tau) + p_{>1}(\tau)p_1(\tau) + 2p_1(\tau)^2] \quad (8)$$

$$= 2\lambda e^{-(\lambda-\mu)\tau} p_1(\tau) (1 - p_0(\tau)). \quad (9)$$

The factor of two at the end of the first term accounts for the emergence of two branches of length τ when both offspring only have a single surviving descendant. $p_{>1}(\tau) = \sum_{n=2}^{\infty} p_n(\tau)$ denotes the probability that a clade founded at time τ has more than one extant member at the time of observation. Using equations (2) and (3), one obtains the probability density function of the lengths τ of pendant branches as

$$\begin{aligned} P_{\text{pend}}(\tau) &= 2\lambda e^{-(\lambda-\mu)\tau} p_1(\tau) (1 - p_0(\tau)) \\ &= 2\lambda \frac{(\lambda - \mu)^3 e^{(\lambda-\mu)\tau}}{(\lambda e^{(\lambda-\mu)\tau} - \mu)^3}. \end{aligned} \quad (10)$$

For a finite time since the start of the birth-death process, τ has a finite support and hence $P_{\text{pend}}(\tau)$ cuts off to zero when τ is larger than the time T since the start of the birth-death process. The normalizing factor of (10) is then found to be $(\lambda - \mu e^{-(\lambda-\mu)T})^2 / (\lambda(\lambda - (\lambda - 2\mu)e^{-2(\lambda-\mu)T} - 2\mu e^{-(\lambda-\mu)T}))$. We focus on the particularly simple case of an asymptotically long running time $T \rightarrow \infty$. In this case, the cutoff moves to infinity and we find the normalizing factor in (10) to be one, making (10) a proper probability density function. Since the normalizing factor converges exponentially towards one, the asymptotic distribution is also a valid approximation for populations of finite age T as long as $(\lambda - \mu)T \gg 1$. We will focus on this asymptotic case also when treating branches in the tree's interior.

Curiously, distribution (10) coincides with the distribution of pendant branches conditioned on the population size N (statistical scenario ii)), derived by Stadler and Steel [18] as well as Mooers et al. [10]. For details, see Appendix 1.

IV. BRANCH LENGTH DISTRIBUTION: INTERIOR BRANCHES ABOVE PENDANT BRANCHES

This approach to pendant branches can be extended to the interior branches of a phylogenetic tree. We proceed to go up the phylogenetic tree and first consider branches one level up from pendant branches. We call branches that end in an internal node that is the beginning of a pendant branch *level-two branches*. Correspondingly, pendant branches are *level-one branches*. Figure 2B shows the situation: a pair of successive level-two and level-one branches of lengths τ_2 and τ_1 , respectively, arose in a birth event at time $\tau_2 + \tau_1$ in the past, where one of the two offspring has extant descendants (d-f), and the other has no extant descendants apart from the offspring of individuals arising in another birth event at time τ_1 , which gives rise to two offspring. Again, one of these has at least one extant descendant (b-c), and the other has exactly one (a), establishing the pendant branch of length τ_1 , see Fig. 2B.

Since the probability of a birth event at time $\tau_1 + \tau_2$ was $\lambda e^{-(\lambda-\mu)(\tau_1+\tau_2)}$ (up to a normalizing prefactor, see below), the relative number of level-two and level-one branches of lengths τ_2 and τ_1 per small time intervals is thus

$$P_{\text{level}}(\tau_1, \tau_2) = 2\lambda e^{-(\lambda-\mu)(\tau_1+\tau_2)} p_1(\tau_1) (1 - p_0(\tau_1)) 2\lambda p_1^{(\tau_1)}(\tau_2) (1 - p_0(\tau_1 + \tau_2)) . \quad (11)$$

Here $p_1^{(\tau_1)}(\tau_2)$ denotes the probability that all birth events taking place along the level-two branch of length τ_2 lead to additional lineages that die out by the time the population is observed. More precisely, it is the probability that a given individual alive at time $\tau_1 + \tau_2$ has exactly one descendant alive at time τ_1 that will have extant descendants. It is given by equation (7).

Equation (11) gives the joint probability density function of branch lengths of pendant and level-two branches up to a normalization factor, which again turns out to be one. Figure 2D compares this result to numerical simulations. A population with birth rate $\lambda = 1$ and death rate $\mu = 0.75$ was grown from a single individual until time $T = 25$ (where the population contained 4460 individuals), and the phylogenetic tree was reconstructed. The lengths of level-two branches were collected in a histogram and compared to the joint probability $P_{\text{level}}(\tau_1, \tau_2)$ given by (11) marginalized with respect to τ_1 .

This approach can be applied to higher levels in the phylogenetic tree. The joint probability density function of branch lengths τ_1, τ_2 and τ_3 in a lineage with level-one, -two, and -three branch is

$$P_{\text{level}}(\tau_1, \tau_2, \tau_3) = 2\lambda e^{-(\lambda-\mu)(\tau_1+\tau_2+\tau_3)} p_1(\tau_1) (1 - p_0(\tau_1)) 2\lambda p_1^{(\tau_1)}(\tau_2) (1 - p_0(\tau_1 + \tau_2)) 2\lambda p_1^{(\tau_1+\tau_2)}(\tau_3) (1 - p_0(\tau_1 + \tau_2 + \tau_3)) . \quad (12)$$

These densities describe the statistics of branches as one goes up the tree from the different leaves; starting from one particular leaf gives one set of branch lengths τ_1, τ_2, \dots , and starting from another leaf gives another set of branch lengths. However, at higher levels than the first, not all branches can be uniquely assigned to a specific level. For instance, the branch marked * in Figure 2C contributes both to the distribution of τ_2 (going up the tree from the leaf a) and to the distribution of τ_3 (going up from the leaves marked b or c).

V. BRANCH LENGTH DISTRIBUTION: INTERIOR BRANCHES

As a next step, we derive the distribution of internal branch lengths, i.e., all branches that are not pendant. (We exclude the branch between the start of the birth-death process to the first bifurcation.) To this end, we calculate the joint probability of an interior branch starting at time τ_s and ending at $\tau_e < \tau_s$. As before, the probability per unit time of a birth event occurring at time τ_s is proportional to $\lambda e^{-(1-q)\tau_s}$. Focusing for now on only one of the two clades that started at τ_s (called *A*), the probability of it running until τ_e with only one extant descendant at the time of observation is $p_1^{(\tau_e)}(\tau_s - \tau_e)$. The probability per small time interval of the branch ending at τ_e is equal to the probability per small time interval of a birth event at that time where none of the two emerging clades dies out. This is given by $\lambda(1 - p_0(\tau_e))^2$.

Two cases must be considered for the other clade (called *B*) emerging at τ_s . With probability $p_1(\tau_s)$ this clade becomes a pendant branch. In this case, a factor of two arises due to symmetry (either clade can be called *A*). An alternative scenario is the clade having more than one extant descendant. This happens with probability $p_{>1}(\tau_s) = 1 - p_0(\tau_s) - p_1(\tau_s)$. In this case, the clade also has an interior branch starting at τ_s contributing to the branch length distribution. A factor of two accounts for this.

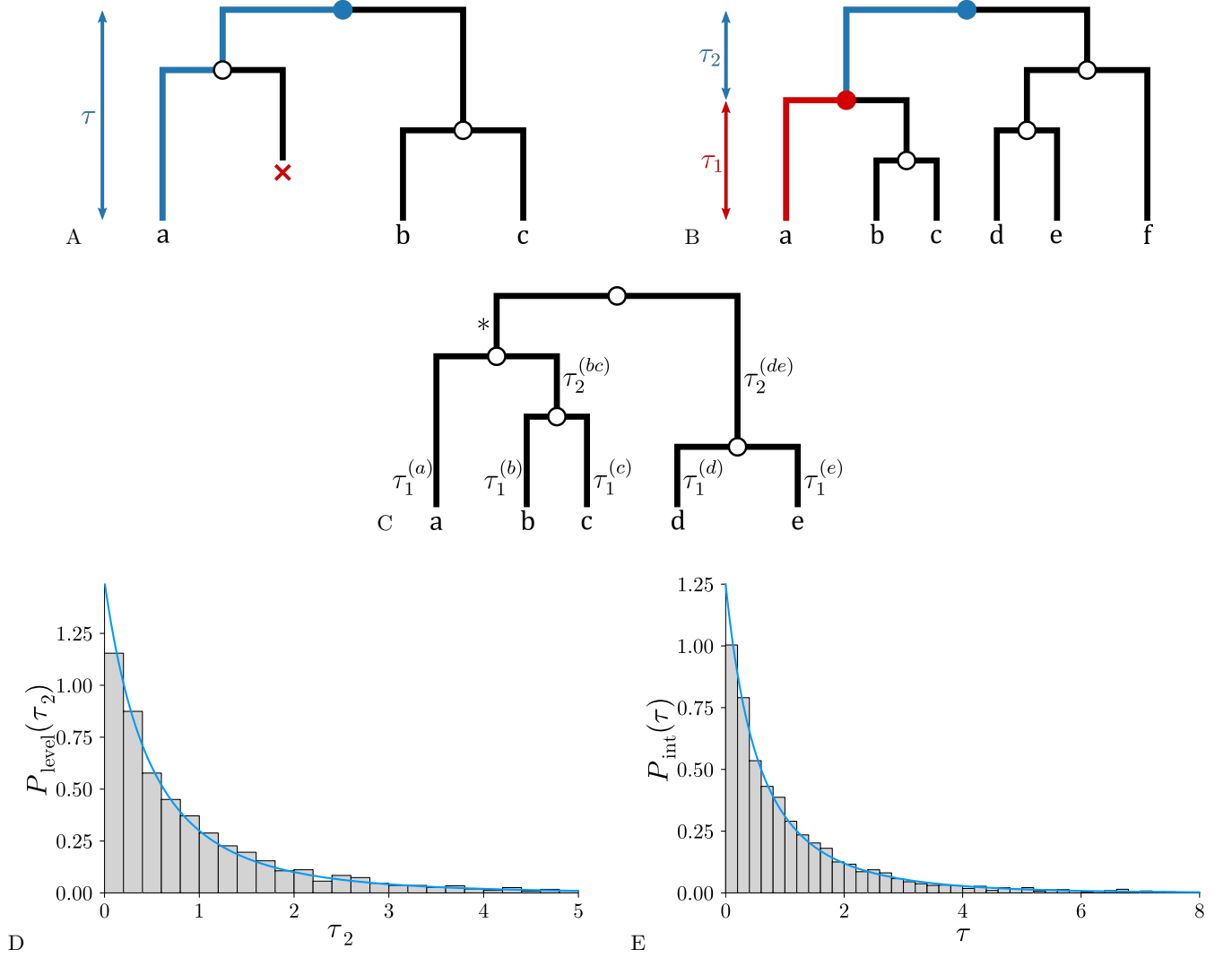


FIG. 2. **Statistics of pendant and interior branches.** (A) This schematic phylogenetic tree shows birth events (circles) and death events (\times). The pendant branch of length τ on the left arose from a birth event in the past (solid circle), where one offspring (shown left) has exactly one extant descendant, and the other offspring (shown right) has at least one extant descendant. This particular pendant branch has one generation between its origin at time τ measured from the time of observation in the past and the present (not counting the birth event at τ). (B) A birth event (top solid node) leading to a level-two branch of length τ_2 and a level-one (pendant) branch of length τ_1 . (C) A schematic phylogenetic tree with branches of different levels, see text. (D) The distribution of branch lengths τ_2 of second-level branches in the tree of a simulated population grown from a single individual over time $T = 25$ as described in the text (grey bars), compared to the theoretical probability density function (11) in the asymptotic case of large T marginalized over the pendant branch lengths τ_1 (blue line). (E) The distribution of interior branch lengths in the same tree as before (grey bars), compared to the theoretical density function (14) (blue line).

Putting these steps together, the relative probability of an interior branch running from τ_s to τ_e (up to a normalization factor found to be one) is given by

$$\begin{aligned}
 P_{\text{int}}(\tau_s, \tau_e) &= \lambda e^{-(\lambda-\mu)\tau_s} p_1^{(\tau_e)}(\tau_s - \tau_e) \lambda (1 - p_0(\tau_e))^2 [2p_1(\tau_s) + 2p_{>1}(\tau_s)] \\
 &= 2\lambda^2 e^{-(\lambda-\mu)\tau_s} p_1^{(\tau_e)}(\tau_s - \tau_e) (1 - p_0(\tau_e))^2 (1 - p_0(\tau_s)) \\
 &= 2\lambda^2 (\lambda - \mu)^3 \frac{e^{(\lambda-\mu)(\tau_s + \tau_e)}}{(\lambda e^{(\lambda-\mu)\tau_s} - \mu)^3} .
 \end{aligned} \tag{13}$$

Marginalizing over τ_s for $\tau = \tau_s - \tau_e$ results in the density of interior branch lengths in the entire tree

$$P_{\text{int}}(\tau) = (\lambda - \mu)^2 \frac{2\lambda - \mu e^{-(\lambda-\mu)\tau}}{(\lambda e^{(\lambda-\mu)\tau} - \mu)^2}. \quad (14)$$

Figure 2E compares this result to the empirical distribution of a tree reconstructed from a population of age $T = 25$ grown from a single individual with birth rate $\lambda = 1$ and death rate $\mu = 0.75$ as described above.

So far, we have again only considered the asymptotic case of $T \rightarrow \infty$. For finite T , the probability of $\tau_s > T$ is 0, resulting in a normalization factor of $(\lambda - \mu e^{-(\lambda-\mu)T})^2 / (a(1 - e^{-(\lambda-\mu)T}))^2$ for (13). Again, this factor decays exponentially towards one as the population age T increases, justifying the asymptotic results also as an approximation for populations of finite age with $(\lambda - \mu)T \gg 1$.

VI. FINITE SAMPLING

Usually only a subset of individuals sampled from the population is available to construct the phylogenetic tree from and this sampling affects the statistics of branch lengths. To model the process of sampling from the extant population we follow the standard approach and choose extant individuals at the time of observation independently and with equal probability ρ [15, 18, 19]. The preceding results on branch length distributions can be easily generalized to a sampling probability $\rho < 1$ using the probabilities that a clade of a particular age has no (or one) member *which is sampled* at a particular time.

Yang and Rannala [19] have calculated the probabilities that a birth-death process starting with a single individual at time zero has no *sampled* offspring or a single *sampled* offspring, respectively, as

$$p_0^{(\rho)}(\tau) = 1 - \frac{\rho(\lambda - \mu)}{\rho\lambda + ((1 - \rho)\lambda - \mu)e^{-(\lambda-\mu)\tau}} \quad (15)$$

$$p_1^{(\rho)}(\tau) = \frac{\rho(\lambda - \mu)^2 e^{-(\lambda-\mu)\tau}}{(\rho\lambda + ((1 - \rho)\lambda - \mu)e^{-(\lambda-\mu)\tau})^2}. \quad (16)$$

These results can be derived by summing over the probabilities of clade sizes n at time τ (equation (4)) weighted with $(1 - \rho)^n$ and $nf(1 - \rho)^{n-1}$, respectively. Replacing $p_0(\tau)$ with (15) in master equation (6) yields

$$p_1^{(\rho)(\tau_e)}(\tau) = \frac{(\rho\lambda - (\mu - (1 - \rho)\lambda)e^{-(\lambda-\mu)\tau_e})^2 e^{-(\lambda-\mu)\tau}}{(\rho\lambda - (\mu - (1 - \rho)\lambda)e^{-(\lambda-\mu)(\tau_e+\tau)})^2}. \quad (17)$$

Note that in this case, $p_1^{(\rho)}(\tau) = \rho p_1^{(\rho)(\tau_e=0)}(\tau)$, because we need to include the probability that the lineage running until $\tau_e = 0$ is actually sampled.

To derive the probability density function of branch lengths under sampling, these probabilities can be used directly in the densities of pendant and interior branch lengths at full sampling ($\rho = 1$), (10)-(13), which depend only on p_0 , p_1 , and the relative population sizes at different times. In particular, we obtain

$$P_{\text{pend}}^{(\rho)}(\tau) = 2\lambda\rho(\lambda - \mu)^3 \frac{e^{(\lambda-\mu)\tau}}{(\lambda\rho e^{(\lambda-\mu)\tau} + \lambda(1 - \rho) - \mu)^3} \quad (18)$$

$$P_{\text{int}}^{(\rho)}(\tau_s, \tau_e) = 2(\lambda\rho)^2(\lambda - \mu)^3 \frac{e^{(\lambda-\mu)(\tau_s+\tau_e)}}{(\lambda\rho e^{(\lambda-\mu)\tau_s} + \lambda(1 - \rho) - \mu)^3} \quad (19)$$

$$P_{\text{int}}^{(\rho)}(\tau) = (\lambda - \mu)^2 \frac{2\lambda\rho - e^{-(\lambda-\mu)\tau}(\mu - \lambda(1 - \rho))}{(\lambda(1 - \rho) - \mu + \lambda\rho e^{(\lambda-\mu)\tau})^2}. \quad (20)$$

A normalizing factor of ρ^{-1} applies to all three densities and is included in the expressions above. The result for pendant branches coincides with the result of Stadler and Steel [18] at fixed number of samples. However, their result was restricted to a regime of high death rate or high sampling probability $1 \geq \mu/\lambda \geq 1 - \rho$. The density function (18) also holds outside these limits.

Stadler [14] found that the probability distribution of bifurcation times is not unique to a particular set of parameters, but that a birth-death process with birth rate λ , death rate μ and sampling probability ρ yields the same distribution as a process with parameters ρ' , $\lambda' = \rho\lambda/\rho'$, $\mu' = \mu - \lambda(1 - \rho/\rho')$. We find the same for the distributions

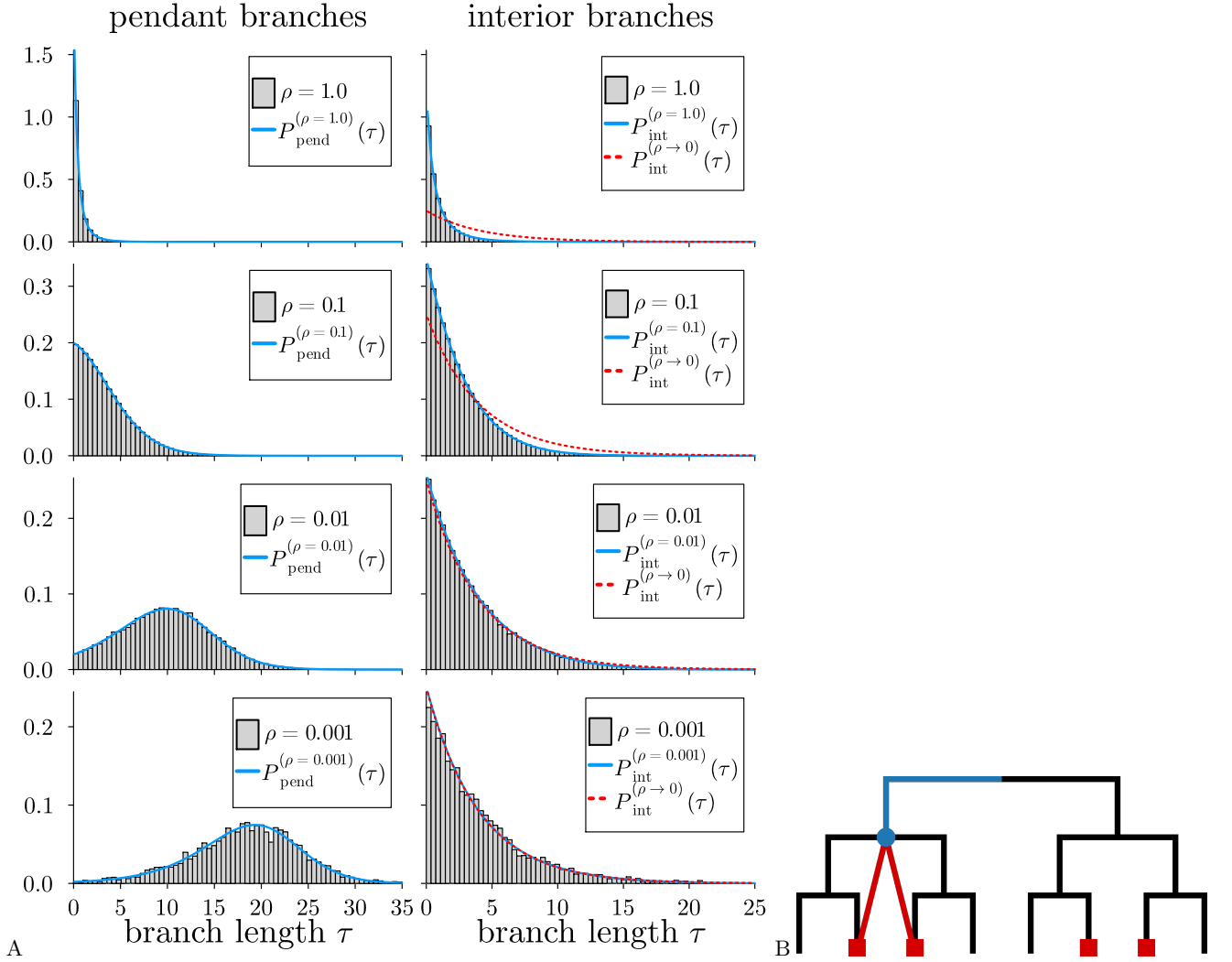


FIG. 3. **Pendant and interior branches at different sampling probabilities ρ .** (A) We compare the analytical results for the probability density of the length of pendant and interior branches under sampling ((18) and (20) respectively, solid blue lines) to numerical simulations. For the latter, we show the distribution of branches from 100 trees. For every tree, we simulated the growth of a population with $\lambda = 1$ and $\mu = 0.75$ over time $T = 40$, restarting when the population died out or the final population size was not within 2×10^4 and 3×10^5 (grey bars). The first row of plots shows the branch length distribution of the full trees. For the next row of plots, individuals of the previous samples were sampled with probability $\rho = 0.1$ and the corresponding trees were reconstructed. For the third row, each of the previous samples was sampled again with probability 0.1, corresponding to an overall sampling probability of $\rho = 0.01$. The same was repeated for the forth row of plots, yielding $\rho = 0.001$. Every tree contributes equally to the empirical distributions depicted. The first column shows the distributions of pendant branch lengths, which shift to longer branches as ρ decreases. The second column of plots shows the distribution of interior branches, quickly reaching the asymptotic distribution (21) (red dashed line) as ρ becomes small. (B) A toy example of how sampling affects the length of pendant branches, see text.

of branch lengths (18)-(20), as $\lambda' - \mu' = \lambda - \mu$, $\rho' \lambda' = \rho \lambda$ and $\lambda'(1 - \rho') - \mu' = \lambda(1 - \rho) - \mu$ (which is the same argument used in [14, 16]). Therefore, inference of both growth parameters and the sampling probability from the distribution of branch lengths is impossible. However, an upper bound on the sampling probability can be determined: Given a branch distribution generated with (unknown) parameters (λ, μ, ρ) , the parameter space of all sets of (λ', μ', ρ') which lead to the same distribution is restricted to $\mu' \geq 0$ and $0 < \rho' \leq 1$. With the transformation rules above, it is easy to see that these inequalities are only fulfilled if $0 < \rho' \leq \min(\rho \lambda / (\lambda - \mu), 1)$. This means that for branch distributions generated with birth rate λ , death rate μ and sampling probability $\rho < 1 - \mu/\lambda$, there exists a maximal sampling probability $\rho' < 1$ for the family of possible parameter sets.

The lengths of pendant and interior branches behave very differently under sampling. Pendant and interior branch lengths are compared in Figure 3A. The rows correspond to different sampling probabilities ρ , the first column shows

pendant, the second column interior branches. Histograms show the branch length distributions of 100 simulations of trees, while the blue lines depict the analytic results. Pendant branches in the first column get longer with decreasing sampling probability ρ . On the other hand, interior branches quickly reach an asymptotic distribution as ρ is decreased and then do not get any longer as ρ is decreased further, see the second column of Figure 3A. The red dashed line depicts the asymptotic state, which can be derived as

$$P_{\text{int}}^{(\rho \rightarrow 0)}(\tau) = \lim_{\rho \rightarrow 0} P_{\text{int}}^{(\rho)}(\tau) = (\lambda - \mu) e^{-(\lambda - \mu)\tau} \quad (21)$$

and is thus an exponential distribution with parameter $\lambda - \mu$.

The difference between pendant and interior branches under sampling has a simple qualitative explanation, which we explore within a toy problem. Consider a reconstructed tree which is perfectly balanced; both clades defined by each bifurcation have the same size. An example is shown in Fig. 3B. Then a fraction ρ of the extant nodes is sampled. Under sampling, a pair of pendant branches linked to a shared ancestor is defined by the birth of a clade (shown in blue in Fig. 3B) whose size n at the time of observation is defined by $n\rho \approx 2$ (so two of its members are expected to be sampled). The number of branch levels between this founding birth event and the time of observation is $\ln_2(n)$, so the pendant branch lengths are increased under sampling by a factor of $1 - \ln_2 \rho \approx -\ln_2 \rho$ relative to the fully sampled case. (This argument assumes that on the fully sampled reconstructed tree, pendant and interior branches are approximately of the same length.) On the other hand, branches that are interior in the reconstructed tree (i.e. lie above birth event shown in blue in Fig. 3B) have their lengths unchanged by sampling. The distribution of interior branches only changes because under sampling, fewer and older branches are counted as interior. Older branches tend to be a little longer (see equation (13)), because any additional lineages that arose along them had more time to die out until the time of observation.

To show this quantitatively, we compute the cumulative distribution function of the end τ_e of interior branches

$$\int_0^{\tau_e} d\tau'_e \int_{\tau'_e}^{\infty} d\tau_s P_{\text{int}}^{(\rho)}(\tau_s, \tau'_e) = \lambda \rho \frac{1 - e^{-(\lambda - \mu)\tau_e}}{\lambda \rho + (\lambda(1 - \rho) - \mu) e^{-(\lambda - \mu)\tau_e}}. \quad (22)$$

For any finite τ_e , this distribution approaches zero with decreasing sampling probability ρ . This means that the ends of interior branches lie asymptotically far away from the time of observation when ρ approaches zero. Setting equation (22) equal to $1/2$ and solving for τ_e yields the median interior branch end. In the regime $e^{-(\lambda - \mu)\tau_e} \ll 1$, the median is given by $\ln((\lambda - \mu)/\rho)/(\lambda - \mu)$, reproducing the dependence on the sampling probability found in the toy model.

VII. BRANCH LENGTHS CONDITIONED ON THE POPULATION SIZE AT THE TIME OF OBSERVATION

We now turn to the second statistical scenario, where the birth-death process is conditioned on the number N of extant individuals rather than a particular time of observation (scenario ii) above). This case is harder to treat than scenario i), because with a constraint on the final number of individuals, the dynamics of different clades are in general correlated. We set up a framework to calculate branch length distributions based on tracking the dynamics of the birth-death process first backwards in time from the time of observation to the emergence of a particular branch and then again forward in time to the time of observation. For pendant branches, this approach recovers the results of Stadler, Steel and collaborators [10, 18], but it also allows treating interior branches.

We first illustrate the method with a toy problem: We calculate the distribution of the length of pendant branches when the number of individuals at the time of observation is $N = 2$. A key tool is the probability that a birth-death process with birth rate λ and death rate μ , starting with n individuals at a given time has N individuals a time interval t later, denoted $p_{N,n}^{\lambda,\mu}(t)$.

First we go backwards in time from the time of observation to the time τ . Conditioned on the number of individuals at the time of observation being N , the statistics of the number of individuals before the time of observation has been characterized by Ignatieva, Hein and Jenkins [4]. It is described by that of a birth-death process with time running backwards and with the rates of birth and death exchanged, so the rate of birth is μ and the rate of death is λ [4]. The probability of having n individuals at time τ before the time of observation is thus $p_{n,N}^{\mu,\lambda}(\tau)$. The number of individuals n will eventually be summed over.

With n individuals at time τ , the expected number of birth events at time τ (per small time interval) leading to pendant branches, conditioned on $N = 2$ individuals at the time of observation is

$$\lambda n p_1^2(\tau) p_0^{n-1}(\tau) / p_{2,n}^{\lambda,\mu}(\tau). \quad (23)$$

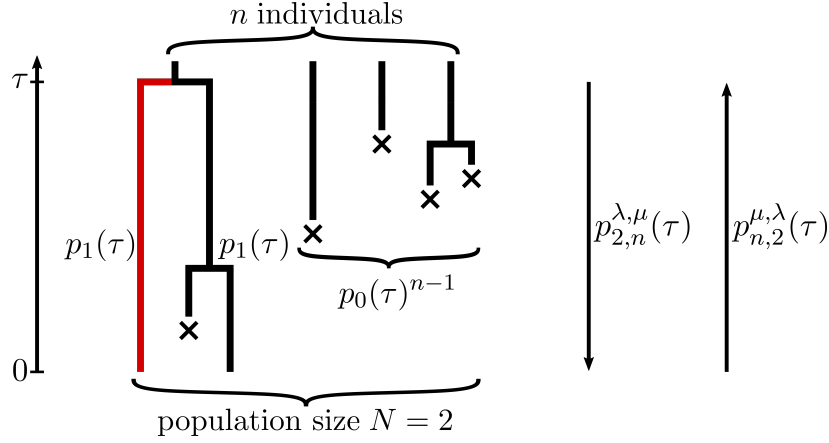


FIG. 4. **Pendant branch formation for populations of size $N = 2$:** The red branch marks the pendant branch arising from a birth event at time τ in the past. All other $n - 1$ individuals that were alive at time τ need to die out before the population is observed, while the second descendant from the birth event needs to survive with clade size one. The arrows on the right illustrate the conditional probabilities of having N extant descendants given that n individuals at time τ before observation (forwards process) and the probability that given N observed individuals there were n individuals at time τ before observation (backwards process).

λn gives the probability per small time interval that one of the n individuals divides during this small interval, $p_1^2(\tau)$ is the probability that the two resulting offspring each have one extant offspring at the time of observation, leading to pendant branches of length τ . $p_0^{n-1}(\tau)$ is the probability that all other $n - 1$ individuals die out by the time of observation, leading to a population of size $N = 2$. The denominator arises from the conditioning on $N = 2$ individuals. What we have done is first asking about the statistics of the number of individuals at a certain time τ in the past, given $N = 2$ individuals at some time of observation, and then asking about the probability that a tree with a particular feature (here a pendant branch that emerged at time τ) arises from those forward-time trajectories ending in $N = 2$ individuals at the time of observation. For an illustration, see Figure 4.

Up to a normalizing constant, the probability density function of the pendant branch lengths is thus

$$\sum_{n=1}^{\infty} \lambda n p_1^2(\tau) p_0^{n-1}(\tau) \frac{p_{n,2}^{\mu,\lambda}(\tau)}{p_{2,n}^{\lambda,\mu}(\tau)}. \quad (24)$$

In Appendix 1 we show how this expression evaluates to $2\lambda \frac{p_1^2}{1-p_0} = 2\lambda \frac{(\lambda-\mu)^3 e^{(\lambda-\mu)\tau}}{(\lambda e^{(\lambda-\mu)\tau} - \mu)^3}$ and a normalisation constant of one. We find the same result for a final population size $N \geq 2$, see Appendix 1. This reproduces the result by Stadler and collaborators on the distribution of pendant branches conditioned on the size N of the population at the time of observation. Curiously, this distribution also coincides with the distribution of pendant branch lengths under scenario i) in the limit of large τ (equation (10)).

The same approach can also be used to calculate the distribution of interior branch lengths conditioned on the population size. Again we use the birth-death process with time running backwards to compute the probability that at a time τ_s in the past there were n individuals, one of which divided establishing a new branch. Running time forwards again while conditioning on the final population size N , we calculate the probability that the new branch ends at τ_e in another birth event, with both descendants having extant offspring. The conditions that lead to a branch of a particular length are the same manner as in scenario i), the difference is the conditioning on the final population size in two directions of time. The calculation is given in Appendix 2.

The resulting distribution of interior branch lengths under scenario ii) depends on N . However, the dependency quickly vanishes with $\left(\frac{\lambda}{\mu} p_0(\tau_s)\right)^{N-1}$ when increasing the population size. The asymptotic distribution for large N coincides with the interior branch length distribution under scenario i) in the limit of large times, see Appendix 2.

VIII. DISCUSSION

We have calculated the statistics of branch lengths (in calendar time) of phylogenetic trees generated by a constant-rate birth-death process and reconstructed from the population at a single moment in time. We look at two distinct

statistical scenarios: sampling at a given moment in time since the birth-death process started and sampling when to population has a given size N . A particular focus is on how branch lengths are affected when the population is sampled at different sampling probabilities and only a random subset of individuals can be used to reconstruct the tree.

For the first scenario, we generalize the approach of Paradis [12] of observing the population at a given time to a finite sampling probability. We find that pendant branches and interior branches behave very differently under sampling: only pendant branch lengths increase indefinitely as the sampling probability is decreased to zero, whereas the distribution of interior branches quickly reaches an asymptotic distribution. This behaviour allows placing bounds on the model parameters (birth and death rates, sampling probability) on the basis of empirical trees. An interesting consequence of sampling at a low probability concerns the number of generations (birth events which have not lead to additional sampled clades) along interior branches: even at low sampling probabilities, the number of generations along interior branches can be small due to the short branch lengths. Under cellular reproduction, when mutations occur at birth events, this means that the number of mutations along a branch can be shaped by the (few) birth events along that branch rather than by a continuous accumulation over time. The consequences and applications of this result will be explored in a future publication.

For the second scenario, a fixed given final population size N , we develop a statistical framework based on first going backwards in time from a fixed population size, and then forwards again while conditioning on that population size. The latter step entails calculating the probability of a population with a given final size *and* a particular feature of its phylogenetic tree (such as a branch of a given length), relative to the probability of a population with a certain size. The combination of first going backwards and then forwards in time is similar in spirit to the celebrated Keldysh—Schwinger formalism in non-equilibrium quantum physics [5]. The "going backwards in time"-aspect of this approach is shared with coalescent approaches, like the Kingman-coalescent [7]. However, the statistics we compute follows that of the original birth-death process which generated the tree. It thus includes the effects of lineages that died out (reflected for instance in the number of generations along a branch), and the distinct behaviour of pendant and interior branches under sampling, which are generally missing in coalescent approaches. Our approach simplifies the derivation of the distribution of pendant branch lengths by Stadler and Steel and collaborators [10, 18] and allows also to treat the length distribution of interior branches.

The interior branch distributions of the asymptotic cases of both scenarios (large times for scenario i) and large population sizes for ii) turn out to coincide. In case of pendant branches, the asymptotic distribution in the limit of large times since the start of the birth-death process coincides with the distribution in trees conditioned on population size N , even when N is not large, as the latter distribution is independent of N [18].

ACKNOWLEDGMENTS

This work was funded by the Deutsche Forschungsgemeinschaft (DFG, German Research Foundation) grant SFB1310/2 - 325931972. Many thanks to Tibor Antal, Samuel Johnston, Joachim Krug, Thomas Wiehe for discussions, and to Tanja Stadler for comments throughout and especially for helpful advice on section VI. We thank the computing center of the University of Cologne RRZK for computing time on the DFG-funded CHEOPS cluster (grant number INST 216/512/1FUGG).

-
- [1] N. T. J. Bailey. *The Elements of Stochastic Processes with Applications to the Natural Sciences*. John Wiley & Sons, Jan. 1991. ISBN 978-0-471-52368-0. Google-Books-ID: yHPnwl4QOfIC.
 - [2] R. Bouckaert, T. G. Vaughan, J. Barido-Sottani, S. Duchêne, M. Fourment, A. Gavryushkina, J. Heled, G. Jones, D. Kühnert, N. D. Maio, M. Matschiner, F. K. Mendes, N. F. Müller, H. A. Ogilvie, L. d. Plessis, A. Poppinga, A. Rambaut, D. Rasmussen, I. Siveroni, M. A. Suchard, C.-H. Wu, D. Xie, C. Zhang, T. Stadler, and A. J. Drummond. BEAST 2.5: An advanced software platform for Bayesian evolutionary analysis. *PLOS Computational Biology*, 15(4):e1006650, Apr. 2019. ISSN 1553-7358. doi:10.1371/journal.pcbi.1006650. URL <https://journals.plos.org/ploscompbiol/article?id=10.1371/journal.pcbi.1006650>. Publisher: Public Library of Science.
 - [3] T. Gernhard. The conditioned reconstructed process. *Journal of Theoretical Biology*, 253(4):769–778, Aug. 2008. ISSN 0022-5193. doi:10.1016/j.jtbi.2008.04.005. URL <https://www.sciencedirect.com/science/article/pii/S0022519308001811>.
 - [4] A. Ignatieva, J. Hein, and P. A. Jenkins. A characterisation of the reconstructed birth-death process through time rescaling. *Theoretical Population Biology*, 134:61–76, Aug. 2020. ISSN 0040-5809. doi:10.1016/j.tpb.2020.05.001. URL <https://www.sciencedirect.com/science/article/pii/S0040580920300344>.
 - [5] A. Kamenev. *Field theory of non-equilibrium systems*. Cambridge University Press, Jan. 2011. ISBN 978-0-521-76082-

9. doi:10.1017/CBO9781139003667. URL <http://www.scopus.com/inward/record.url?scp=84925057497&partnerID=8YFLogxK>.
- [6] D. G. Kendall. On the Generalized "Birth-and-Death" Process. *The Annals of Mathematical Statistics*, 19(1):1–15, Mar. 1948. ISSN 0003-4851, 2168-8990. doi:10.1214/aoms/1177730285. URL <https://projecteuclid.org/journals/annals-of-mathematical-statistics/volume-19/issue-1/On-the-Generalized-Birth-and-Death-Process/10.1214/aoms/1177730285.full>. Publisher: Institute of Mathematical Statistics.
- [7] J. F. Kingman. On the genealogy of large populations. *Journal of Applied Probability*, 19(A):27–43, 1982.
- [8] A. MacPherson, S. Louca, A. McLaughlin, J. B. Joy, and M. W. Pennell. Unifying Phylogenetic Birth–Death Models in Epidemiology and Macroevolution. *Systematic Biology*, 71(1):172–189, Jan. 2022. ISSN 1063-5157. doi:10.1093/sysbio/syab049. URL <https://doi.org/10.1093/sysbio/syab049>.
- [9] W. P. Maddison, P. E. Midford, and S. P. Otto. Estimating a Binary Character’s Effect on Speciation and Extinction. *Systematic Biology*, 56(5):701–710, Oct. 2007. ISSN 1063-5157. doi:10.1080/10635150701607033. URL <https://doi.org/10.1080/10635150701607033>.
- [10] A. Mooers, O. Gascuel, T. Stadler, H. Li, and M. Steel. Branch Lengths on Birth–Death Trees and the Expected Loss of Phylogenetic Diversity. *Systematic Biology*, 61(2):195–203, Mar. 2012. ISSN 1063-5157. doi:10.1093/sysbio/syr090. URL <https://doi.org/10.1093/sysbio/syr090>.
- [11] S. Nee, R. M. May, and P. H. Harvey. The reconstructed evolutionary process. *Philosophical Transactions of the Royal Society of London. Series B: Biological Sciences*, 344(1309):305–311, Jan. 1997. doi:10.1098/rstb.1994.0068. URL <https://royalsocietypublishing.org/doi/abs/10.1098/rstb.1994.0068>. Publisher: Royal Society.
- [12] E. Paradis. The distribution of branch lengths in phylogenetic trees. *Molecular Phylogenetics and Evolution*, 94:136–145, Jan. 2016. ISSN 1055-7903. doi:10.1016/j.ympev.2015.08.010. URL <https://www.sciencedirect.com/science/article/pii/S1055790315002419>.
- [13] P. Sagulenko, V. Puller, and R. A. Neher. TreeTime: Maximum-likelihood phylodynamic analysis. *Virus Evolution*, 4(1):vex042, Jan. 2018. ISSN 2057-1577. doi:10.1093/ve/vex042. URL <https://doi.org/10.1093/ve/vex042>.
- [14] T. Stadler. On incomplete sampling under birth–death models and connections to the sampling-based coalescent. *Journal of Theoretical Biology*, 261(1):58–66, Nov. 2009. ISSN 0022-5193. doi:10.1016/j.jtbi.2009.07.018. URL <https://www.sciencedirect.com/science/article/pii/S0022519309003300>.
- [15] T. Stadler. Sampling-through-time in birth–death trees. *Journal of Theoretical Biology*, 267(3):396–404, Dec. 2010. ISSN 0022-5193. doi:10.1016/j.jtbi.2010.09.010. URL <https://www.sciencedirect.com/science/article/pii/S0022519310004765>.
- [16] T. Stadler. How Can We Improve Accuracy of Macroevolutionary Rate Estimates? *Systematic Biology*, 62(2):321–329, Mar. 2013. ISSN 1063-5157. doi:10.1093/sysbio/sys073. URL <https://doi.org/10.1093/sysbio/sys073>.
- [17] T. Stadler. Recovering speciation and extinction dynamics based on phylogenies. *Journal of Evolutionary Biology*, 26(6):1203–1219, 2013. ISSN 1420-9101. doi:10.1111/jeb.12139. URL <https://onlinelibrary.wiley.com/doi/abs/10.1111/jeb.12139>. eprint: <https://onlinelibrary.wiley.com/doi/pdf/10.1111/jeb.12139>.
- [18] T. Stadler and M. Steel. Distribution of branch lengths and phylogenetic diversity under homogeneous speciation models. *Journal of Theoretical Biology*, 297:33–40, Mar. 2012. ISSN 0022-5193. doi:10.1016/j.jtbi.2011.11.019. URL <https://www.sciencedirect.com/science/article/pii/S0022519311005893>.
- [19] Z. Yang and B. Rannala. Bayesian phylogenetic inference using DNA sequences: a Markov Chain Monte Carlo Method. *Molecular Biology and Evolution*, 14(7):717–724, July 1997. ISSN 0737-4038. doi:10.1093/oxfordjournals.molbev.a025811. URL <https://doi.org/10.1093/oxfordjournals.molbev.a025811>.

APPENDIX: BRANCH LENGTH DISTRIBUTIONS CONDITIONED ON THE POPULATION SIZE AT THE TIME OF OBSERVATION

The probability of a birth-death process with birth rate λ and death rate μ taking a population of size $n > 0$ to size $N \geq 0$ over time t is given by (equation 8.47 in [1])

$$p_{N,n}^{\lambda,\mu}(t) = \sum_{j=0}^{\min(n,N)} \binom{n}{j} \binom{n+N-j-1}{n-1} \alpha^{n-j} \beta^{N-j} (1-\alpha-\beta)^j \quad (25)$$

with shorthand

$$\alpha = \alpha(t, \lambda, \mu) = \mu \frac{e^{(\lambda-\mu)t} - 1}{\lambda e^{(\lambda-\mu)t} - \mu} \quad (26)$$

$$\beta = \beta(t, \lambda, \mu) = \lambda \frac{e^{(\lambda-\mu)t} - 1}{\lambda e^{(\lambda-\mu)t} - \mu}. \quad (27)$$

This probability can be derived by considering n clades starting out with a single individual at a particular time and evolving according to (4), and computing the probability that the sum of all clade sizes a time t later is N . For $N = 0$ equation (25) simplifies to $p_{0,n}^{\lambda,\mu}(t) = \alpha^n = p_0(\tau)^n$.

The conditional probability (25) can also be used to describe that statistics of the population size n some time τ in the past, conditioned on a population size N at the time of observation. Ignatieva, Hein, and Jenkins [4] show that the statistics of n is described by a birth-death process running for time τ , starting with N and with the rates of birth and death exchanged. This result uses a flat prior on the (unknown) age T of the birth-death process. The same flat prior is also used explicitly in the derivation of the pendant branch length distribution conditioned on the final population size by Stadler and collaborators [10, 18].

An important observation that simplifies the subsequent calculations is that the ratio of conditional probabilities going forwards and backwards in time simplifies to

$$\frac{p_{n,N}^{\mu,\lambda}(\tau)}{p_{N,n}^{\lambda,\mu}(\tau)} = N/n . \quad (28)$$

for all times and rates. This can be derived using the symmetry in the exchange of birth and death rates $\alpha(t, \mu, \lambda) = \beta(t, \lambda, \mu)$. Ignoring the binomial coefficients in equation (25), the remaining terms are therefore invariant to swapping $\lambda \leftrightarrow \mu$ and $N \leftrightarrow n$. For the binomial coefficients we get $\binom{N}{j} \binom{N+n-j-1}{N-1} = \frac{N}{n} \binom{n}{j} \binom{n+N-j-1}{n-1}$. Since the upper limit of the sum in equation (25) is invariant under exchange of n and N , we get the result (28).

1. Pendant branches

We now solve the toy problem of Section VII (pendant branch length distribution conditioned on a final population of size $N = 2$) in three different ways of increasing generalizability. The last one generalizes directly to the result for any value of the final population size N and to the goal of this appendix, the distribution of interior branch lengths conditioned on population size.

The first approach takes the sum (24), which with (28) becomes the straightforward geometric sum

$$\sum_{n=1}^{\infty} \lambda n p_1^2(\tau) p_0^{n-1}(\tau) \frac{p_{n,2}^{\mu,\lambda}(\tau)}{p_{2,n}^{\lambda,\mu}(\tau)} = 2\lambda p_1(\tau)^2 \sum_{n=1}^{\infty} p_0(\tau)^{n-1} = 2\lambda \frac{p_1(\tau)^2}{1 - p_0(\tau)} . \quad (29)$$

In the second approach, we look at all individuals just after the cell division event at time τ that establishes the pendant branch we are considering. Figure 5A sketches the situation: There are $n + 1$ individuals, one of which has just established the pendant branch. This individual will have exactly one extant offspring at the time of observation. The other n individuals must also have exactly one extant offspring in total, leading to a population size of $N = 2$ at the time of observation. Additionally, the particular individual that was also born at time τ (but does not establish the branch we consider) must have at least one extant offspring. (For the case $N = 2$, the branches starting with the birth event at time τ are equivalent, but these statements generalize to $N > 2$). The probability of the n individuals having one extant offspring at the time of observation, with one given individual not going extinct is $P(1|n) - p_0 P(1|n-1)$ with shorthand $P(N|n) \equiv p_{N,n}^{\lambda,\mu}(\tau)$, $p_0 = p_0(\tau)$. (Similarly, we do not note all dependencies of τ in the following equations, i.e. $p_1 = p_1(\tau)$.) In this approach, we rewrite the relative fraction of birth events leading to a pendant branch at time τ (24) as

$$\sum_{n=1}^{\infty} \lambda n p_1 (P(1|n) - p_0 P(1|n-1)) \frac{p_{n,2}^{\mu,\lambda}}{p_{2,n}^{\lambda,\mu}} = 2\lambda p_1 \sum_{n=1}^{\infty} (P(1|n) - p_0 P(1|n-1)) = 2\lambda p_1 (1 - p_0) \sum_{n=1}^{\infty} P(1|n) , \quad (30)$$

which gives the same result as above since $P(1|n) = n p_1 p_0^{n-1}$ and $\sum_{n=1}^{\infty} n p_1 p_0^{n-1} = p_1 \partial_{p_0} \frac{p_0}{1-p_0} = \frac{p_1}{(1-p_0)^2}$.

The third approach uses a generating function to compute $P(1|n)$. The probability that a given clade has size n at a time τ after it originated with a single individual is given by (2)-(4) and can be expressed as

$$\begin{aligned} p_n(\tau) &= p_{n,1}^{\lambda,\mu}(\tau) = (1 - \alpha)(1 - \beta)\beta^{n-1} = p_1(\tau) \left(\frac{\lambda}{\mu} p_0(\tau) \right)^{n-1} & n > 0 \\ p_0(\tau) &= p_{0,1}^{\lambda,\mu}(\tau) = \alpha & n = 0 . \end{aligned} \quad (31)$$

The corresponding generating function is

$$g(x) = \sum_{k=0}^{\infty} p_k(\tau) x^k = \alpha + (1 - \alpha)(1 - \beta) \sum_{k=1}^{\infty} \beta^{k-1} x^k . \quad (32)$$

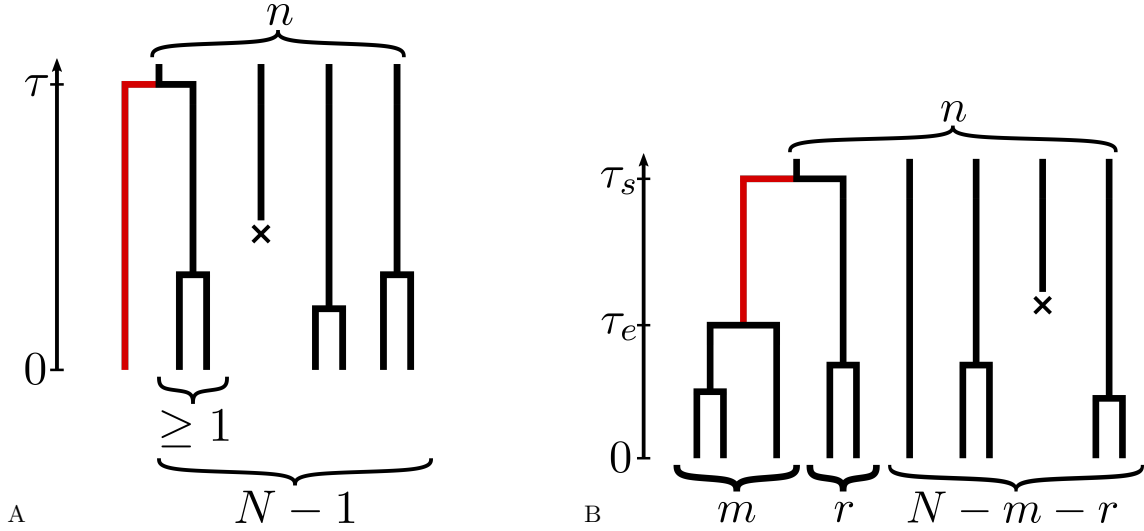


FIG. 5. **Formation of branches given population size N** (A) Given a population size N at the time of observation and n individuals at time τ in the past, a pendant branch (red) forms from a birth event where one offspring has exactly one and the other offspring has at least one surviving descendant. The number of descendants from the latter and the other $n - 1$ individuals at time τ must equal $N - 1$. (B) The same situation, but for an interior branch: At time τ_s one of the n individuals undergoes a birth event. To form an interior branch (red), one offspring has to form a lineage until time τ_e where all additional lineages arising die out before the population is observed. At time τ_e , the individual undergoes a birth event with both offspring forming observed clades with a total of $m \geq 2$ individuals. The second offspring from the birth event at τ_s cannot die out but forms a clade of size $r \geq 1$. The remaining $N - m - r$ observed individuals have to be offspring of the $n - 1$ individuals that did not divide at time τ_s .

$P(1|n)$ is the coefficient of x to the first power in the n th power of the generating function $g(x)$, which is $P(1|n) = \partial_x|_{x=0} g(x)^n = np_1 p_0^{n-1}$ as in the second approach. However, since the geometric sum over $g(x)^n$ converges absolutely ($|\alpha| < 1$ and $|\beta| < 1$ for $\mu < \lambda$ and $\tau > 0$), the summation over n and differentiation commute, so we can perform the sum over n first

$$\sum_{n=1}^{\infty} P(1|n) = \sum_{n=1}^{\infty} \partial_x|_{x=0} g(x)^n = \partial_x|_{x=0} \sum_{n=1}^{\infty} g(x)^n = \partial_x|_{x=0} \frac{g(x)}{1 - g(x)}. \quad (33)$$

Straightforward algebra gives

$$\frac{g(x)}{1 - g(x)} = \frac{\alpha}{1 - \alpha} \frac{1}{1 - x} + \frac{1 - \alpha - \beta}{1 - \alpha} \frac{x}{1 - x}. \quad (34)$$

Since $\frac{x}{1-x} = -1 + \frac{1}{1-x}$, $\frac{x}{1-x}$ and $\frac{1}{1-x}$ have the same derivatives giving

$$\sum_{n=1}^{\infty} P(1|n) = \partial_x|_{x=0} \left[\frac{\alpha}{1 - \alpha} \frac{1}{1 - x} + \frac{1 - \alpha - \beta}{1 - \alpha} \frac{x}{1 - x} \right] = \frac{1 - \beta}{1 - \alpha} = p_1 / (1 - p_0)^2 \quad (35)$$

as before.

The third approach based on the generating function generalizes immediately to any given final population size. With (28) the relative fraction of birth events leading to a pendant branch is instead of (30)

$$N \lambda p_1 (1 - p_0) \sum_{n=1}^{\infty} P(N - 1|n) \quad (36)$$

and

$$\sum_{n=1}^{\infty} P(N - 1|n) = \frac{1}{(N - 1)!} \partial_x^{N-1}|_{x=0} \left[\frac{\alpha}{1 - \alpha} \frac{1}{1 - x} + \frac{1 - \alpha - \beta}{1 - \alpha} \frac{x}{1 - x} \right] = p_1 / (1 - p_0)^2, \quad (37)$$

independently of the final population size N . The resulting normalization factor turns out to be $2/N$, which means that the distribution of pendant branch lengths conditioned on the population size N is independent of N .

Superficially, the result (29) looks different from the distribution of pendant branch lengths derived in Stadler and Steel [18] and Mooers et al. [10], which in the present notation is $2\lambda p_1(\tau) \left(1 - \frac{\lambda}{\mu} p_0(\tau)\right)$. The results agree, as they must, since $\left(1 - \frac{\lambda}{\mu} p_0(\tau)\right) = (1 - \beta) = \frac{p_1(\tau)}{1 - p_0(\tau)}$ (compare to (31)). Furthermore, the result coincides with the distribution of pendant branches conditioned on large tree ages T (10) derived in Section III, as $p_1(\tau)/(1 - p_0(\tau)) = e^{-(\lambda - \mu)\tau}(1 - p_0(\tau))$.

2. Interior branches

The approach based on generating functions can also be applied straightforwardly to the statistics of interior branches conditioned on the final population size N . Figure 5B shows how a population of size n at time τ_s gives rise to an interior branch. The branch we focus on must have $m \geq 2$ extant offspring at the time of observation (with only one offspring it would be a pendant branch), the second individual born at time τ_s must have $r \geq 1$ offspring, and the remaining $n - 1$ individuals have in total $N - r - m$ offspring. The latter condition ensures that the final population size equals N . The probability for such a trajectory starting from $n + 1$ individuals at time τ_s and ending with N at the time of observation is

$$p_{\text{mr}}(\tau_s) = P(N|n+1) - (p_0 P(N|n) + p_1 P(N-1|n)) - p_0 P(N|n) + (p_0 p_0 P(N|n-1) + p_1 p_0 P(N-1|n-1)), \quad (38)$$

where the suppressed time is τ_s . The first term gives the probability for ending up with N individuals when starting with $n + 1$, the next term in brackets excludes the two cases $m = 0$ and $m = 1$, and the term following that excludes the case $r = 0$. The last term in brackets corrects overcounting the case when both $m < 2$ and $r = 0$.

The next step looks at the clade establishing the interior branch at time τ_s . Given that this clade has size $m \geq 2$ at the time of observation, what is the probability density (per small time period) of a birth event at time τ_e , while the branch has no offspring with extant descendants prior to τ_e but is terminated at τ_e , because both offspring establish extant lineages. This is

$$\frac{p_1^{(\tau_e)}(\tau_s - \tau_e)\lambda(1 - p_0(\tau_e))^2}{1 - p_0(\tau_s) - p_1(\tau_s)}, \quad (39)$$

where the denominator arises from conditioning on two extant or offspring $m \geq 2$.

Putting these results together, the probability density (up to a normalizing factor) at which interior branches start at time τ_s and end at time τ_e conditioned on a population size N at the time of observation is

$$\frac{p_1^{(\tau_e)}(\tau_s - \tau_e)\lambda(1 - p_0(\tau_e))^2}{1 - p_0(\tau_s) - p_1(\tau_s)} \sum_{n=1}^{\infty} \lambda n \frac{p_{n,N}^{\mu,\lambda}(\tau_s)}{p_{N,n}^{\lambda,\mu}(\tau_s)} p_{\text{mr}}(\tau_s). \quad (40)$$

Although this expression looks cumbersome, it can be easily evaluated using (28) and (37). Using $P(N|0) = 0$ and $\sum_{n=1}^{\infty} P(N|n+1) = \sum_{n=1}^{\infty} P(N|n) - P(N|1)$, the sum reduces to

$$\begin{aligned} \sum_{n=1}^{\infty} p_{\text{mr}}(\tau_s) &= (1 - 2p_0(\tau_s) - p_1(\tau_s) + p_0(\tau_s)p_0(\tau_s) + p_1(\tau_s)p_0(\tau_s)) \frac{p_1(\tau_s)}{(1 - p_0(\tau_s))^2} - p_N(\tau_s) \\ &= (1 - p_0(\tau_s) - p_1(\tau_s)) \frac{p_1(\tau_s)}{1 - p_0(\tau_s)} - p_N(\tau_s). \end{aligned} \quad (41)$$

Thus, using equation (31) to replace $p_N(\tau_s)$, the probability density of an internal branch is proportional to

$$\lambda^2 N p_1^{(\tau_e)}(\tau_s - \tau_e) (1 - p_0(\tau_e))^2 \left[\frac{p_1(\tau_s)}{1 - p_0(\tau_s)} - \frac{p_1(\tau_s) \left(\frac{\lambda}{\mu} p_0(\tau_s)\right)^{N-1}}{1 - p_0(\tau_s) - p_1(\tau_s)} \right]. \quad (42)$$

The second term in the square brackets vanishes quickly with increasing population sizes. When neglecting this term, the normalizing factor again turns out to be $2/N$, removing the dependency on N entirely. Hence, up to a term of order $\mathcal{O}(p_0(\tau_s)^{N-1})$, the distribution of interior branch lengths conditioned on the population size N coincides with probability density function (13), the asymptotic distribution in trees conditioned on large T as $p_1(\tau_s)/(1 - p_0(\tau_s)) = e^{-(\lambda - \mu)\tau_s}(1 - p_0(\tau_s))$.

3. Finite sampling

The results conditioned on a fixed final population size can be generalized to the finite sampling probability ρ discussed in Section VI. Again, $p_0(\tau)$, $p_1(\tau)$ and $p_1^{(\tau_e)}(\tau)$ are replaced by $p_0^{(\rho)}(\tau)$, $p_1^{(\rho)}(\tau)$ and $p_1^{(\rho)(\tau_e)}(\tau)$ (equations (15)-(17)). However, we do not know the population size N , only the number of samples.

In the case of pendant branches, this means we do not know the exact number of extant descendants left by the n individuals after the birth event at time τ who do not form the pendant branch (in the case of complete sampling they need to be $N - 1$). However, since equation (37) is independent of N , summing over all possible numbers of descendants leads to the same factor, and the density function of pendant branches is thus (up to normalization) given by equation (29) with $p_0^{(\rho)}(\tau)$ and $p_1^{(\rho)}(\tau)$, coinciding with the result for trees at a given large age T of the birth-death process in the case of finite sampling (18).

For the interior branch distribution, introducing finite sampling with $p_0^{(\rho)}(\tau)$, $p_1^{(\rho)}(\tau)$ and $p_1^{(\rho)(\tau_e)}(\tau)$ covers the asymptotic (and N -independent) case of large N , which again coincides with the probability density functions conditioned on large T (19)-(20). The correction term for small N , however, is more challenging to generalize to finite sampling since N is not known. In principle, it can be treated by summing over N conditioned on a fixed number of samples and then following through with the steps in Appendix 2.