

Capillary lubrication of a spherical particle near a fluid interface

Aditya Jha,¹ Yacine Amarouchene,¹ and Thomas Salez^{1,*}

¹*Univ. Bordeaux, CNRS, LOMA, UMR 5798, F-33405 Talence, France.*

(Dated: July 19, 2024)

The lubricated motion of an object near a deformable boundary presents striking subtleties arising from the coupling between the elasticity of the boundary and lubricated flow, including but not limited to the emergence of a lift force acting on the object despite the zero Reynolds number. In this study, we characterize the hydrodynamic forces and torques felt by a sphere translating in close proximity to a fluid interface, separating the viscous medium of the sphere's motion from an infinitely-more-viscous medium. We employ lubrication theory and perform a perturbation analysis in capillary compliance. The dominant response of the interface owing to surface tension results in a long-ranged interface deformation, which leads to a modification of the forces and torques with respect to the rigid reference case, that we characterise in details with scaling arguments and numerical integrations.

Keywords: low-Reynolds-number flows, lubrication theory, capillarity, fluid interfaces, fluid-structure interactions, contact mechanics.

INTRODUCTION

The dynamics of objects moving in viscous fluids has been studied both theoretically and experimentally for a long time [1–6]. Confining the viscous flow between an object and a rigid surface modifies the forces felt by the object [7–10]. Such a modification is involved in vastly different phenomena ranging from the mechanics of joints [11, 12], to the movement of cells in capillaries [13], and the dynamics of suspensions [14–18].

Recent research has provided evidence of boundary elasticity further modifying the lubricated dynamics of an object [19, 20]. Further standardization of the measurement process has led to the design of contactless probes for rheology [21, 22]. The coupling of boundary elasticity and lubrication flow, collectively termed as soft lubrication, predicts the emergence of lift forces exerted on particles translating parallel to soft boundaries [23–34]. Such lift forces are associated with the symmetry breaking arising out of the deformability. Since the latter is crucial to the generated force, the nature of the bounding wall has been further explored by examining the influence of slip [35], and viscoelasticity [36, 37]. A reversal of the nature of the lift force from repulsive to attractive has also been predicted for viscoelastic settings [38]. Other studies have explored the complex modifications induced by including inertial effects [39] and compressibility [40]. On the experimental front, dedicated research has verified the presence of these lift forces on various substrates [41–45].

In biology where cells and tissues are extremely soft, and/or at small scales in soft matter, the interfacial capillary stress at the boundary dominates over bulk elasticity. By employing a classical Stokeslet-like response of the flow near a fluid interface, it has been shown that a rectified flow may be generated owing to the tension of the boundary [46, 47]. On the other hand, finite-size effects were addressed [48–51] in the regime of a large gap between the object and the fluid interface, predicting counter-intuitive behaviors unique to capillarity. The results of these studies have been useful in analyzing the movement of microorganisms near a fluid interface [52, 53], as well as the formation of floating biofilms [54]. Recently, capillary-lubrication studies [55, 56] have characterized the dynamics of an infinite cylinder near a fluid interface, highlighting the influence of the viscosity contrast and thickness ratio between the two fluid layers, and leading to large variability in the forces generated as opposed to elastic interfaces.

While previous research has highlighted the importance of understanding lubricated motion near a fluid interface, the characterization of the dynamics of a particle moving with multiple degrees of freedom near a fluid interface remains to be explored. In this article, we explore in detail the translational motion of a sphere moving in close proximity to an infinitely viscous but deformable sublayer. In the small-deformation limit, we calculate the forces and torques generated on the sphere during the motion. Due to a symmetry between translational and rotational motions in soft lubrication [32], our work immediately generalizes to the case where rotation would be added. The remainder of the article is organized as follows. We start by describing the capillary-lubrication framework, before presenting the theoretical methodology for obtaining the different fields using perturbation analysis at small deformations of the fluid interface. We then discuss the implications of the interfacial deformation, and the competition between gravity and capillarity, on the forces and torques generated on the particle.

* thomas.salez@cnrs.fr

I. CAPILLARY-LUBRICATION THEORY

We consider a sphere of radius a translating with a prescribed time-dependent horizontal velocity $\vec{u} = u(t)\vec{e}_x$ near a fluid interface, as shown in Fig. 1. The interface is characterized by its surface tension σ , and separates two incompressible Newtonian viscous liquids with dynamic shear viscosities η and η_{sl} , as well as densities ρ and ρ_{sl} (with $\rho < \rho_{sl}$). The acceleration of gravity is denoted by g . The gap profile between the sphere and the undeformed fluid interface is denoted by $h(r, t)$, which depends on the horizontal radial coordinate r and time t . The x -direction oriented along \vec{e}_x corresponds to the horizontal angular coordinate $\theta = 0$. The minimum gap between the bottom of the sphere surface and the undeformed interface is denoted by $d(t)$, which depends upon time, hence its temporal derivative $\dot{d}(t)$ denotes the vertical velocity of the sphere. We focus on the case where the bottom layer is extremely viscous compared to the top layer, *i.e.* $\eta_{sl} \gg \eta$, and is infinitely thick compared to the gap between the sphere and the undeformed interface. These conditions allow us to assume that the velocity at the fluid interface vanishes because the shear stress from the top layer is insufficient to generate a flow in the lower layer.

We neglect fluid inertia and assume that the typical gap between the sphere and the interface is much smaller than the typical horizontal length scale, allowing us to invoke lubrication theory [57, 58]. Introducing the excess pressure field p , in the top layer, with respect to the hydrostatic contribution, and the horizontal velocity field \vec{v} of the fluid in the gap, the incompressible Stokes equations thus read at leading lubrication order:

$$\frac{\partial p}{\partial z} = 0, \quad (1)$$

$$\nabla p = \eta \frac{\partial^2 \vec{v}}{\partial z^2}, \quad (2)$$

where ∇ denotes the gradient in the horizontal plane and where z is the vertical coordinate. In the limit of a small

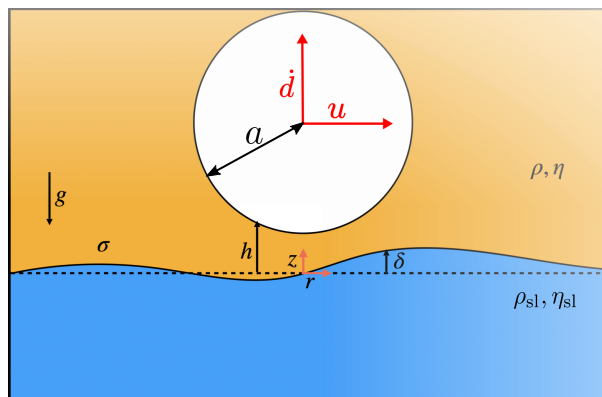


FIG. 1: Schematic of the system. A sphere of radius a immersed in a viscous fluid of viscosity η and density ρ moves near a fluid interface. The undeformed gap profile is noted $h(r, t)$, with r the horizontal radial coordinate and t the time. The origin of coordinates is located at the undeformed fluid interface ($z = 0$) in line with the center of mass of the sphere ($r = 0$). The interface separates the top fluid from a secondary fluid of viscosity η_{sl} , with $\eta_{sl} \gg \eta$, and density ρ_{sl} at the bottom, *i.e.* $\rho_{sl} > \rho$. The sphere has prescribed horizontal velocity u and vertical velocity \dot{d} , where $d = h(0, t)$ denotes the instantaneous distance between the sphere bottom and the undeformed fluid interface. The interface deflection field is denoted as $\delta(r, t)$, the acceleration of gravity is denoted as g , and the surface tension is denoted as σ .

gap, the thickness profile of the fluid between the sphere and the undeformed fluid interface can be approximated by its parabolic expansion, leading to:

$$h(r, t) \simeq d(t) + \frac{r^2}{2a}. \quad (3)$$

The no-slip boundary condition is imposed at both the sphere's surface and the fluid interface. Hence, in the frame of the moving sphere, at $z = h$, one has:

$$\vec{v} = \vec{0}, \quad (4)$$

and at the interface, *i.e.* $z = \delta$, one has:

$$\vec{v} = -\vec{u} = -u\vec{e}_x. \quad (5)$$

Given the boundary conditions above, we can easily write the horizontal velocity profile in the gap between the sphere and the interface, as:

$$\vec{v} = \frac{\vec{\nabla} p}{2\eta}(z-h)(z-\delta) + \vec{u} \frac{z-h}{h-\delta} . \quad (6)$$

The conservation of the fluid volume in the gap allows for the derivation of the Reynolds thin-film equation for the system, which reads:

$$\frac{\partial}{\partial t}(h-\delta) = \vec{\nabla} \cdot \left[\frac{\nabla p}{12\eta}(h-\delta)^3 + \frac{\vec{u}}{2}(h-\delta) \right] . \quad (7)$$

The deflection of the fluid interface is controlled by the Laplace pressure jump. Thus, at $z = \delta$, one has:

$$p \simeq \sigma \nabla^2 \delta + g\delta(\rho - \rho_{sl}) , \quad (8)$$

where we have assumed a small deformation of the interface and linearized the curvature.

Let us now non-dimensionalize the equations through:

$$\begin{aligned} d(t) &= d^* D(T) , & h(r, t) &= d^* H(R, T) , & \vec{r} &= l \vec{R} , & z &= d^* Z , & t &= \frac{l}{c} T , \\ \vec{v}(\vec{r}, z, t) &= c \vec{V}(\vec{R}, Z, T) , & \vec{u}(t) &= c U(T) \vec{e}_x , & p(\vec{r}, t) &= \frac{\eta c l}{d^{*2}} P(\vec{R}, T) , & \delta(\vec{r}, t) &= d^* \Delta(\vec{R}, T) , \end{aligned}$$

where c and d^* represent characteristic in-plane velocity and gap-thickness scales, respectively, with $l = \sqrt{2ad^*}$ denoting the characteristic hydrodynamic radius. In dimensionless terms, the undeformed thickness profile and Reynolds equation become:

$$H(R, T) \simeq D(T) + R^2 , \quad (9)$$

and:

$$\frac{\partial}{\partial T}(H - \Delta) = \vec{\nabla} \cdot \left[\frac{\nabla P}{12}(H - \Delta)^3 + \frac{\vec{U}}{2}(H - \Delta) \right] . \quad (10)$$

Besides, the deflection field Δ is related to the excess pressure field P by the dimensionless version of the Laplace equation, which reads:

$$\nabla^2 \Delta - \text{Bo} \Delta = \kappa P , \quad (11)$$

where $\text{Bo} = (l/l_c)^2$ denotes the Bond number, $l_c = \sqrt{\sigma/[g(\rho_{sl} - \rho)]}$ denotes the capillary length, and where we have introduced the capillary compliance of the interface, denoted by:

$$\kappa = \frac{\eta c l^3}{\sigma d^{*3}} . \quad (12)$$

II. PERTURBATION ANALYSIS

As in previous studies regarding soft lubrication [23, 25, 27–29, 31, 32], we perform an asymptotic expansion of the unknown fields at first order in dimensionless capillary compliance κ , as:

$$\Delta \simeq \kappa \Delta_1 + O(\kappa^2) , \quad (13)$$

$$P \simeq P_0 + \kappa P_1 + O(\kappa^2) , \quad (14)$$

where $\kappa^i \Delta_i$ is the i -th order contribution to the deflection of the interface, and $\kappa^i P_i$ is the i -th order contribution to the excess pressure field.

A. Zeroth-order pressure

At zeroth order in κ , Eq. (10) reduces to:

$$\dot{D} = \nabla \cdot \left(\frac{\vec{\nabla} P_0}{12} H^3 + \vec{U} \frac{H}{2} \right). \quad (15)$$

This equation is identical to the one for a perfectly rigid, flat and no-slip boundary. Since the zeroth-order pressure field results from linear terms in velocity, we decompose it azimuthally, as:

$$P_0(\vec{R}, T) = P_{00}(R, T) + P_{01}(R, T) \cos \theta, \quad (16)$$

with R and θ the horizontal polar coordinates of \vec{R} . Assuming a vanishing pressure field at large R , and that it must remain finite and single-valued at $R = 0$, the equations can be solved to give the zeroth-order components of the excess pressure field, as [7]:

$$P_{00} = -\frac{3\dot{D}}{2(D + R^2)^2}, \quad (17)$$

$$P_{01} = \frac{6UR}{5(D + R^2)^2}. \quad (18)$$

B. Interface deflection

We now decompose the first-order deflection of the interface azimuthally, as:

$$\Delta_1(\vec{R}, T) = \Delta_{10}(R, T) + \Delta_{11}(R, T) \cos \theta. \quad (19)$$

Writing Eq. (11) at first order in κ , one has:

$$\frac{1}{R} \frac{\partial}{\partial R} \left(R \frac{\partial \Delta_{10}}{\partial R} \right) - \text{Bo} \Delta_{10} = P_{00}, \quad (20)$$

and:

$$\frac{1}{R} \frac{\partial}{\partial R} \left(R \frac{\partial \Delta_{11}}{\partial R} \right) - \frac{\Delta_{11}}{R^2} - \text{Bo} \Delta_{11} = P_{01}, \quad (21)$$

with the boundary conditions $\Delta_{1i} \rightarrow 0$ as $R \rightarrow \infty$, and finite and single-valued Δ_{1i} at $R = 0$. The solutions of the above equations can be written in the most general form as:

$$\Delta_{10}(R) = -I_0(\sqrt{\text{Bo}}R) \int_R^\infty K_0(\sqrt{\text{Bo}}\xi) \xi P_{00}(\xi) d\xi - K_0(\sqrt{\text{Bo}}R) \int_0^R I_0(\sqrt{\text{Bo}}\xi) \xi P_{00}(\xi) d\xi, \quad (22)$$

$$\Delta_{11}(R) = -I_1(\sqrt{\text{Bo}}R) \int_R^\infty K_1(\sqrt{\text{Bo}}\xi) \xi P_{01}(\xi) d\xi - K_1(\sqrt{\text{Bo}}R) \int_0^R I_1(\sqrt{\text{Bo}}\xi) \xi P_{01}(\xi) d\xi, \quad (23)$$

where I_j and K_j denote the j th-order modified Bessel functions of the first and second kinds, respectively.

To understand the parametric influence of the Bond number Bo , we explore the behaviors of the interface deflection for both small and large Bo values. For vanishing Bo , the anisotropic deflection component Δ_{11} reaches a limiting behavior given by the following expression:

$$\Delta_{11} \simeq -\frac{3U \ln \left(1 + \frac{R^2}{D} \right)}{10 R}. \quad (24)$$

In contrast, the isotropic deflection component Δ_{10} does not show any limiting behavior at vanishing Bo , and a reduction in Bo leads to an unbounded increase in Δ_{10} . To understand the behavior of Δ_{10} as $\text{Bo} \rightarrow 0$, we take an asymptotic approach previously used in problems relating to capillary deformations [59–61]. The vanishing of Bo allows for a scale separation in the radial coordinate R into: i) an inner region controlled by surface tension; and ii)

an outer region, where gravity is present. In the inner region ($R \ll 1/\sqrt{\text{Bo}}$), the interface deformation denoted by Δ_{10}^i satisfies:

$$\frac{1}{R} \frac{\partial}{\partial R} \left(R \frac{\partial \Delta_{10}^i}{\partial R} \right) = P_{00} . \quad (25)$$

The general solution of the above equation reads:

$$\Delta_{10}^i = \mathcal{A} - \frac{3\dot{D}}{8D} \ln(D + R^2) , \quad (26)$$

where \mathcal{A} is an integration constant. The far-field behavior of the inner solution reads:

$$\Delta_{10}^i \sim \mathcal{A} - \frac{3\dot{D}}{4D} \ln(R) . \quad (27)$$

In the outer region ($R \gg 1/\sqrt{\text{Bo}}$), gravity matters but there is no lubrication pressure, which leads to the following governing equation for the interface deformation denoted by Δ_{10}^o :

$$\frac{1}{R} \frac{\partial}{\partial R} \left(R \frac{\partial \Delta_{10}^o}{\partial R} \right) - \text{Bo} \Delta_{10}^o = 0 . \quad (28)$$

The latter equation is solved, along with the condition that the deflection vanishes at infinity, leading to:

$$\Delta_{10}^o = \mathcal{B} K_0(\sqrt{\text{Bo}} R) , \quad (29)$$

where \mathcal{B} is an integration constant. The near-field behavior of the outer solution reads:

$$\Delta_{10}^o \sim -\mathcal{B} \left(\gamma - \ln 2 + \frac{\ln \text{Bo}}{2} + \ln R \right) , \quad (30)$$

where γ is Euler's constant. Matching Eq. (27) with Eq. (30) leads to:

$$\mathcal{A} = -\frac{3\dot{D}}{4D} \left(\gamma - \ln 2 + \frac{\ln \text{Bo}}{2} \right) , \quad (31)$$

$$\mathcal{B} = \frac{3\dot{D}}{4D} . \quad (32)$$

Substituting these constants in Eqs. (26) and (29), we find the matched asymptotes of the interface deflection at small Bo. The interface deflection can then be approximated by the matched crossover expression:

$$\Delta_{10}|_{\text{Bo} \rightarrow 0} \approx \frac{3\dot{D}}{4D} \left[K_0(\sqrt{\text{Bo}} R) + \frac{1}{2} \ln \left(\frac{R^2}{D + R^2} \right) \right] . \quad (33)$$

The interface deflection is shown in Fig. 2 at a fixed low value of Bo. The crossover expression at small Bo described above matches the exact one calculated using Eq. (22), with improving precision as Bo reduces. Figure 2 also shows the inner and outer solutions, which diverge in the far and near fields, respectively.

The other interesting limit arises when $\text{Bo} \rightarrow \infty$, leading to the curvature-related terms in Eq. (20-21) to drop out, giving us:

$$\Delta_{10} = -\frac{P_{00}}{\text{Bo}} = \frac{3\dot{D}}{2\text{Bo}(D + R^2)^2} , \quad (34)$$

$$\Delta_{11} = -\frac{P_{01}}{\text{Bo}} = -\frac{6UR}{5\text{Bo}(D + R^2)^2} . \quad (35)$$

As a consequence, the deflection is directly proportional to the pressure applied with $\kappa/\text{Bo} = \eta cl/[gd^{*3}(\rho_{\text{sl}} - \rho)]$ as an effective compliance. From the latter, we see that in the limit of large Bo the surface tension no longer controls the deformation. This large-Bo response is akin to the Winkler response for thin compressible elastic materials, which has been studied previously [25, 27, 29, 32, 62].

Apart from these two extremes, further exploration on the influence of Bo can be done using Eqs. (22) and (23). Figure 3 shows the isotropic and anisotropic profiles of the amplitude of the first-order interface deflection, for different values of Bo. We see that capillarity leads to a long-ranged interface deflection whose range and magnitude both decrease with increasing Bo.

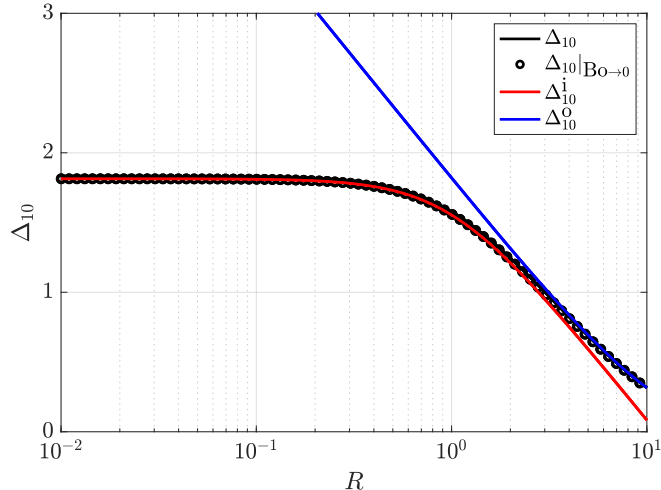


FIG. 2: Isotropic component Δ_{10} of the amplitude of the first-order interface deflection as a function of the radial coordinate R (solid black line), as calculated from Eq. (22), for $\text{Bo} = 0.01$, $D = 1$ and $\dot{D} = 1$. For comparison, the inner solution (red solid line), the outer solution (blue solid line), and the matched crossover expression (symbols), from Eqs. (26), Eq. (29) and (33) respectively, are also shown.

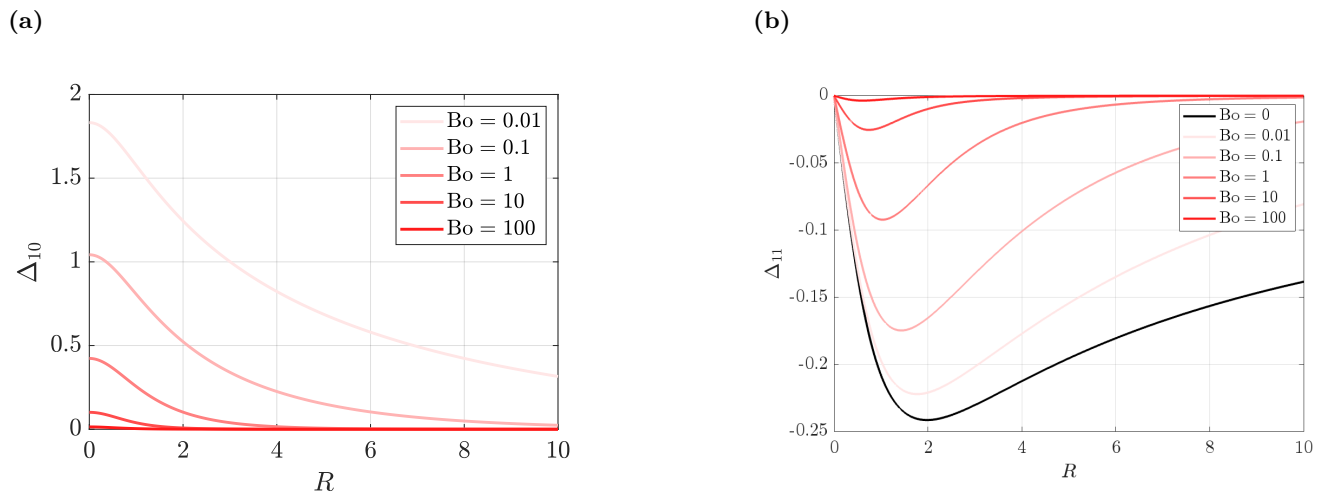


FIG. 3: Isotropic component Δ_{10} (a) and anisotropic component Δ_{11} (b) of the amplitude of the first-order interface deflection as a function of the radial coordinate R , as calculated from Eqs. (22) and (23), for $D = 1$, various Bo as indicated, and for either $\dot{D} = 1$ (a) or $U = 1$ (b). The black solid line denotes the limiting profile for $\text{Bo} = 0$ in the anisotropic case, as given in Eq. (24).

C. First-order pressure

At first order in κ , the pressure field involves in particular the squared velocity, and can thus be decomposed as:

$$P_1(\vec{R}, T, \text{Bo}, D) = P_{10}(R, T, \text{Bo}, D) + P_{11}(R, T, \text{Bo}, D) \cos \theta + P_{12}(R, T, \text{Bo}, D) \cos 2\theta . \quad (36)$$

The governing equations for the components P_{1i} of the first-order magnitude P_1 of the excess pressure field can be derived by considering Eq. (10) at first order in κ . Since P_{12} is not needed to compute the forces and torques, we

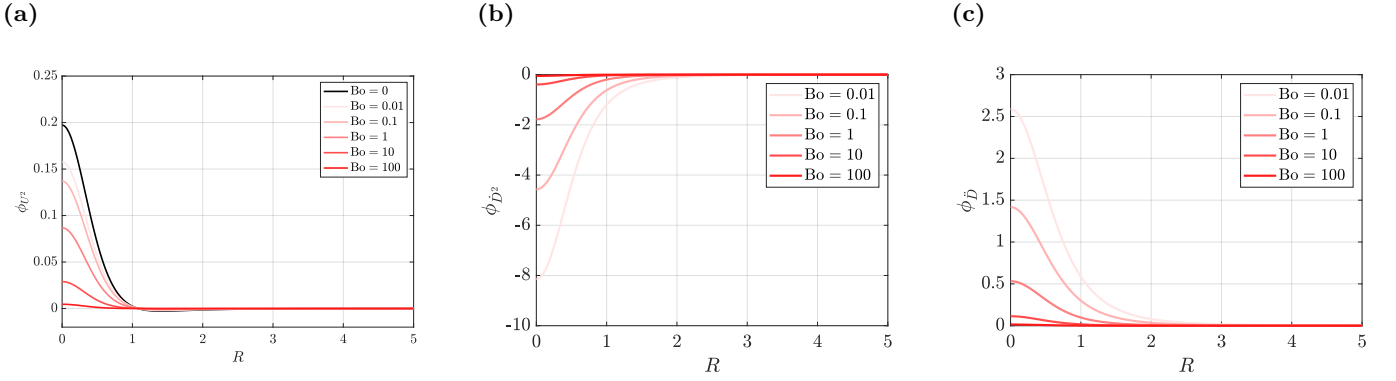


FIG. 4: Auxiliary functions ϕ_k (see Eq. (39)) of the isotropic component P_{10} of the first-order magnitude P_1 of the excess pressure field, as functions of the radial coordinate R , for various Bond numbers Bo , as obtained by numerically solving Eq. (37) with $D = 1$.

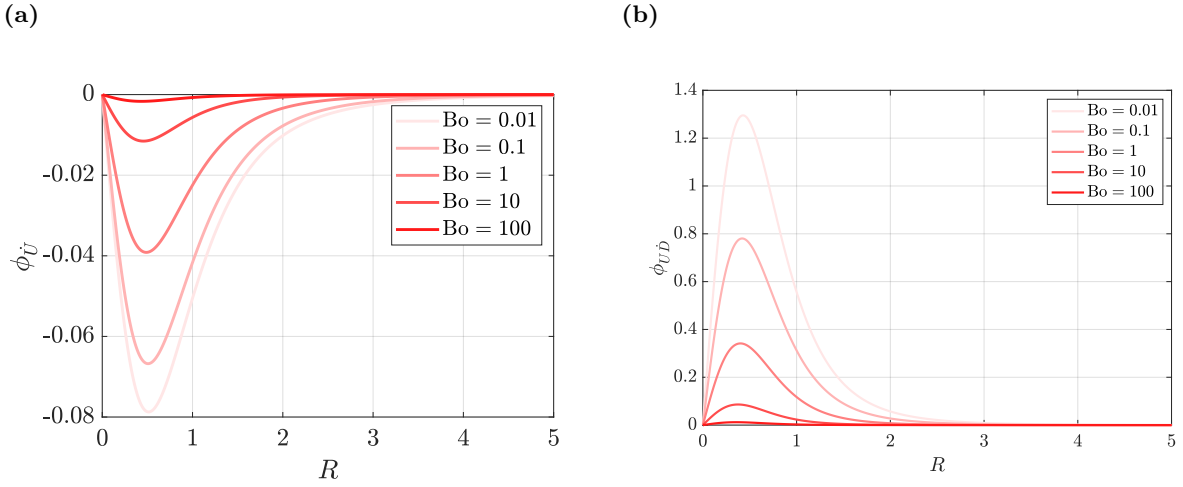


FIG. 5: Auxiliary functions ϕ_k (see Eq. (40)) of the anisotropic component P_{11} of the first-order magnitude P_1 of the excess pressure field, as functions of the radial coordinate R , for various Bond numbers Bo , as obtained by numerically solving Eq. (38) with $D = 1$.

restrict ourselves to the two following equations:

$$\frac{1}{R} \frac{\partial}{\partial R} \left(RH^3 \frac{\partial P_{10}}{\partial R} \right) = \frac{1}{R} \frac{\partial}{\partial R} \left[3RH^2 \left(\Delta_{10} \frac{\partial P_{00}}{\partial R} + \frac{\Delta_{11}}{2} \frac{\partial P_{01}}{\partial R} \right) \right] + 3U \frac{\partial \Delta_{11}}{\partial R} + 3U \frac{\Delta_{11}}{R} - 12 \frac{\Delta_{10}}{\partial T}, \quad (37)$$

$$\frac{1}{R} \frac{\partial}{\partial R} \left(RH^3 \frac{\partial P_{11}}{\partial R} \right) - \frac{H^3}{R^2} P_{11} = \frac{1}{R} \frac{\partial}{\partial R} \left[3RH^2 \left(\Delta_{10} \frac{\partial P_{01}}{\partial R} + \Delta_{11} \frac{\partial P_{00}}{\partial R} \right) \right] - \frac{3H^2 \Delta_{10} P_{01}}{R^2} + 6U \frac{\partial \Delta_{10}}{\partial R} - 12 \frac{\Delta_{11}}{\partial T}. \quad (38)$$

Using the linearity of the equations above, the components of the pressure field can be expressed as follows:

$$P_{10} = \frac{U^2}{D^2} \phi_{U^2} + \frac{\dot{D}^2}{D^3} \phi_{\dot{D}^2} + \frac{\ddot{D}}{D^2} \phi_{\ddot{D}}, \quad (39)$$

$$P_{11} = \frac{\dot{U}}{D} \phi_{\dot{U}} + \frac{U \dot{D}}{D^2} \phi_{U \dot{D}}, \quad (40)$$

where the ϕ_k represent the auxiliary functions for the corresponding second-order forcing parameters k , such as U^2 etc. These functions can then be evaluated by numerically solving Eqs. (37-38) together with the above boundary conditions. The results are shown in Figs. 4 and 5. For all components, as Bo increases, the magnitudes of the auxiliary functions decrease due to the decreasing interface deflection. Interestingly, even though the deflection studied above is long-ranged, the pressure field decays quite rapidly.

III. CAPILLARY-LUBRICATION FORCES AND TORQUES

Since the zeroth-order forces and torques acting on the sphere are identical to the known ones for the motion near a rigid, flat and no-slip boundary, we focus here on the first-order forces and torques acting on the sphere, and resulting from the interface deflection. These can be calculated from the stress tensor Σ , that reads in the lubrication approximation: $\Sigma \simeq -p\mathbf{I} + \eta\vec{e}_z\partial_z\vec{v}$, where \mathbf{I} denotes the identity tensor. In dimensional units, the first-order vertical force acting on the sphere can be evaluated as:

$$f_{z,1} \simeq \frac{2^{5/2}\pi\kappa\eta ca^{3/2}}{d^{*1/2}} \int_0^\infty P_{10}(R)R dR, \quad (41)$$

which can be decomposed using the auxiliary functions calculated before, as:

$$f_{z,1} \simeq \alpha_{U^2} \frac{\eta^2 u^2 a^3}{\sigma d^2} - \alpha_{\dot{D}^2} \frac{\eta^2 \dot{d}^2 a^4}{\sigma d^3} + \alpha_{\ddot{D}} \frac{\eta^2 \ddot{d} a^4}{\sigma d^3}, \quad (42)$$

where the α_k (with i indicating here the forcing source, such as U^2) are the prefactors of the respective scalings. These prefactors are plotted in Fig. 6 as functions of Bo. An important difference arises between the various prefactors at small Bo. Indeed the prefactor α_{U^2} reaches a plateau, whereas $\alpha_{\dot{D}}$ and $\alpha_{\ddot{D}^2}$ increase logarithmically with decreasing Bo. These asymptotic behaviors at small Bo can be calculated using Lorentz' reciprocal theorem [43, 63, 64], by invoking as well Eqs. (24) and (33), as detailed in Appendix and summarised in Tab. I. They are in agreement with the numerical solutions, as shown in Fig. 6. Besides, as Bo increases, all the prefactors decrease, and this decrease becomes inversely proportional to Bo in the large-Bo limit, highlighting the transition to the Winkler-like regime. The corresponding asymptotic expressions have been calculated previously [32], are summarised in Tab. I, and are in agreement with the numerical solutions, as shown in Fig. 6.

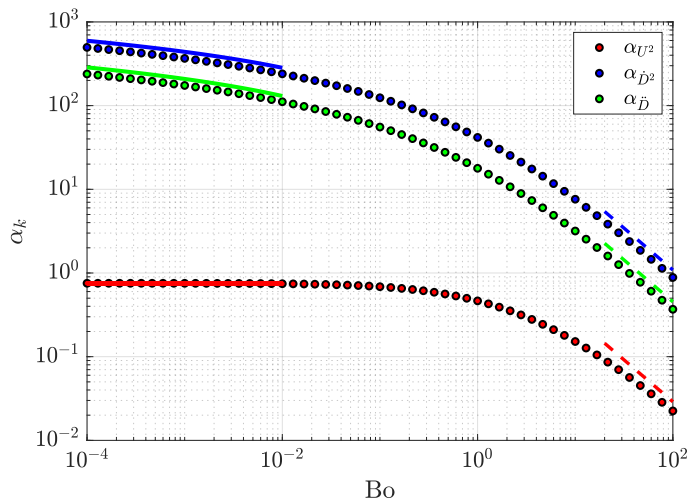


FIG. 6: Prefactors α_k of the scalings of the vertical-force terms, defined in Eq. (42), as functions of Bond number Bo. The solid and dashed lines correspond to the small- and large-Bo behaviors (see Tab. I), respectively

Similarly, the horizontal force acting on the sphere is given by the expression [32]:

$$f_{x,1} \simeq 2\pi\eta ca\kappa \int_0^\infty \left[-2RP_{11} - \frac{H}{2} \left(\partial_R P_{11} + \frac{P_{11}}{R} \right) + \frac{\Delta_{11}}{2} \partial_R P_{00} + \frac{\Delta_{10}}{2} \left(\partial_R P_{01} + \frac{P_{01}}{R} \right) - 2 \frac{U\Delta_{10}}{H^2} \right] R dR, \quad (43)$$

which can be decomposed into:

$$f_{x,1} \simeq -\beta_{U\dot{D}} \frac{\eta^2 u \dot{d} a^3}{\sigma d^2} + \beta_{\dot{U}} \frac{\eta^2 \dot{u} a^3}{\sigma d}, \quad (44)$$

where the β_k (with i indicating here the forcing source, such as \dot{U}) are the prefactors of the respective scalings. These prefactors are plotted in Fig. 7 as functions of Bo. An important difference arises once again between the two prefactors at small Bo. Indeed the prefactor $\beta_{\dot{U}}$ reaches a plateau, whereas $\beta_{U\dot{D}}$ increases logarithmically with decreasing Bo. These asymptotic behaviors at small Bo can be once again calculated using Lorentz' reciprocal theorem, as detailed in Appendix and summarised in Tab. I. They are in agreement with the numerical solutions, as shown in Fig. 7. Besides, as Bo increases, all the prefactors decrease, and this decrease becomes inversely proportional to Bo in the large-Bo limit, highlighting once again the transition to the Winkler-like regime. The corresponding asymptotic expressions have been calculated previously [32], are summarised in Tab. I, and are in agreement with the numerical solutions, as shown in Fig. 7.

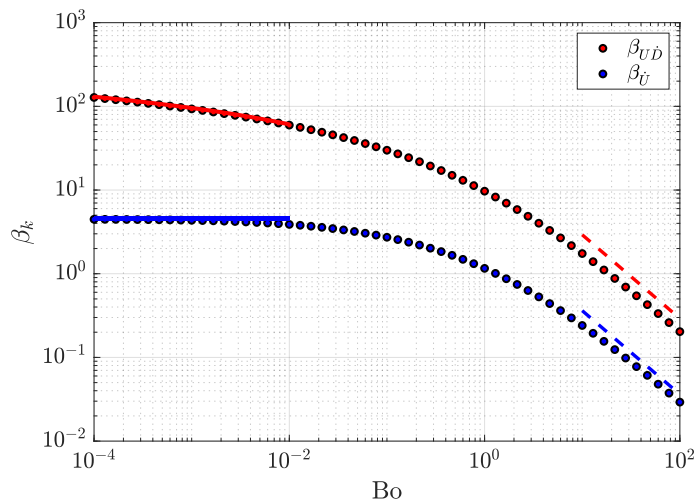


FIG. 7: Prefactors β_k of the scalings of the horizontal-force terms, defined in Eq. (44), as functions of Bond number Bo . The solid and dashed lines correspond to the small- and large- Bo behaviors (see Tab. I), respectively.

As shown in previous studies [29, 32], the contributions to the first-order torque felt by the sphere along the y -axis have the same numerical prefactors as those for the first-order horizontal force, with the inclusion of a supplementary length-scale factor a . Hence, the first-order torque exerted on the sphere is given by:

$$\tau_{y,1} \simeq \beta_{U\dot{D}} \frac{\eta^2 u \dot{a} a^4}{\sigma d^2} - \beta_{\dot{U}} \frac{\eta^2 \dot{u} a^4}{\sigma d}. \quad (45)$$

We conclude this whole section by an important remark. The crossover from the capillary-dominated to the Winkler-like regime occurs at $Bo \sim 1$. This occurs when the hydrodynamic radius is comparable to the capillary length. Since typical capillary lengths are on the order of ~ 1 mm, and given the lubrication conditions, such a crossover can only be felt with spheres of millimetric radii and above.

CONCLUSION

Using capillary-lubrication theory, scaling arguments and numerical integrations, we explored the asymptotic forces and torques generated on a sphere in translational motion within a viscous fluid, in close proximity to a deformable capillary interface with another, infinitely viscous fluid on the other side. Due to a symmetry between translational and rotational motions in soft lubrication [32], our work immediately generalizes to the case where rotation would be added. Specifically, by employing a perturbation analysis in the limit of small deformation of the fluid interface, we calculated the pressure fields decomposed into their various contributions from different degrees of freedom of the sphere. We investigated in particular the effects of gravity, which not only changes the scaling laws of the forces and torques, but also show a Winkler-like elastic response at large Bond numbers. Altogether, our results allow to quantify and possibly control soft-lubricated colloidal mobility near tensile interfaces – which are ubiquitous in soft matter and biological physics.

α_k, β_k	$\text{Bo} \rightarrow 0$	$\text{Bo} \rightarrow \infty$
α_{U^2}	$6\pi/25$	$96\pi/(125\text{Bo})$
$\alpha_{\dot{D}^2}$	$-6\pi[2 + 6\gamma + 3\ln(\text{Bo}/4)]$	$144\pi/(5\text{Bo})$
$\alpha_{\dot{D}}$	$-9\pi[1 + 2\gamma + \ln(\text{Bo}/4)]$	$12\pi/\text{Bo}$
$\beta_{U\dot{D}}$	$-24\pi[4 + 10\gamma + 5\ln(\text{Bo}/4)]/25$	$968\pi/(125\text{Bo})$
$\beta_{\dot{U}}$	$36\pi/25$	$24\pi/(25\text{Bo})$

TABLE I: Asymptotic behaviours of the scaling prefactors α_k and β_k at small (see Appendix) and large (see [32]) Bond numbers Bo , where γ denotes Euler's constant.

ACKNOWLEDGMENTS

The authors thank Vincent Bertin for interesting discussions. They acknowledge financial support from the European Union through the European Research Council under EMetBrown (ERC-CoG-101039103) grant. Views and opinions expressed are however those of the authors only and do not necessarily reflect those of the European Union or the European Research Council. Neither the European Union nor the granting authority can be held responsible for them. The authors also acknowledge financial support from the Agence Nationale de la Recherche under Softer (ANR-21-CE06-0029) and Fricolas (ANR-21-CE06-0039) grants. Finally, they thank the Soft Matter Collaborative Research Unit, Frontier Research Center for Advanced Material and Life Science, Faculty of Advanced Life Science at Hokkaido University, Sapporo, Japan.

DECLARATION OF INTERESTS

The authors report no conflict of interest.

APPENDIX: LORENTZ RECIPROCAL THEOREM

In this appendix, we employ Lorentz reciprocal theorem for Stokes flows [43, 63, 64] in the limit of vanishing Bond number Bo , which allows us to evaluate the asymptotic behaviors of the scaling prefactors α_k and β_k .

A: Vertical force

The model problem introduced to perform the calculation comprises a sphere moving in a viscous fluid and towards an immobile, rigid, planar surface. We note $\vec{\hat{V}}_{\perp} = -\hat{V}_{\perp}\vec{e}_z$, the velocity at the particle surface while assuming a no-slip boundary condition at the wall surface located at $z = 0$. The model problem is described by the incompressible Stokes' equations, $\nabla \cdot \hat{\Sigma} = 0$ and $\nabla \cdot \vec{\hat{v}}_{\perp} = 0$, where $\hat{\Sigma}$ denotes the stress tensor of the model problem and $\vec{\hat{v}}_{\perp}$ denotes the corresponding fluid velocity. We invoke lubrication theory to obtain the corresponding pressure and velocity fields, given by:

$$\hat{p}_{\perp}(\vec{r}) = \frac{3\eta\hat{V}_{\perp}a}{\hat{h}^2(r)}, \quad (46)$$

$$\hat{\mathbf{v}}_{\perp}(\vec{r}, z) = \frac{\nabla\hat{p}_{\perp}(\vec{r})}{2\eta}z[z - \hat{h}(r)], \quad (47)$$

where:

$$\hat{h}(r) \simeq d + \frac{r^2}{2a}. \quad (48)$$

From the Lorentz reciprocal theorem, one has:

$$\int_{\mathcal{S}} \vec{n} \cdot \boldsymbol{\Sigma} \cdot \vec{v}_{\perp} \, ds = \int_{\mathcal{S}} \vec{n} \cdot \hat{\boldsymbol{\Sigma}} \cdot \vec{v} \, ds , \quad (49)$$

where $\boldsymbol{\Sigma}$ and \vec{v} denote the stress tensor and flow velocity for the real problem, with \mathcal{S} denoting the entire bounding surface, including the surface of the sphere, the surface of the substrate and the surface located at $\vec{r} \rightarrow \infty$. The unit vector normal to the surface pointing towards the fluid is denoted by \mathbf{n} . Given the boundary conditions of the model problem, the above relation simplifies to give:

$$F_z = -\frac{1}{\hat{V}_{\perp}} \int_{\mathcal{S}} \vec{n} \cdot \hat{\boldsymbol{\Sigma}} \cdot \vec{v} \, ds . \quad (50)$$

To approximate the velocity field at the wall surface, we perform a Taylor expansion accounting for the small deformation of the wall, as:

$$\vec{v}|_{z=0} \simeq \vec{v}|_{z=\delta} - \delta \partial_z \vec{v}_0|_{z=0} , \quad (51)$$

$$= -u \vec{e}_x - \dot{d} \vec{e}_z + (\partial_t - u \partial_x) \delta \vec{e}_z - \delta \partial_z \vec{v}_0|_{z=0} , \quad (52)$$

where \vec{v}_0 denotes the zeroth-order velocity field corresponding to a sphere moving near a rigid surface. Thus, the leading-order normal force simplifies into:

$$F_{z,1} \simeq -\frac{1}{\hat{V}_{\perp}} \int_{\mathbb{R}^2} (\hat{p}_{\perp} (\partial_t - u \partial_x) \delta + \eta \partial_z \vec{v}_{\perp}|_{z=0} \cdot \partial_z \vec{v}_0|_{z=0}) \, d\vec{r} . \quad (53)$$

Computing the latter integral by considering the deflection δ (or Δ in dimensionless variables) generated at vanishing Bo allows us to recover the asymptotic expressions presented in Tab. I.

B: Horizontal force

The model problem consists here of a sphere translating with a velocity $\hat{V}_{\parallel} \vec{e}_x$, parallel and near an immobile and rigid substrate with no-slip boundary conditions applied at both the surfaces of the sphere and the substrate. A similar treatment as in the previous section leads to:

$$\hat{p}_{\parallel}(\vec{r}) = \frac{6\eta \hat{V}_{\parallel} r \cos \theta}{5\hat{h}^2(r)} , \quad (54)$$

$$\vec{v}_{\parallel}(\vec{r}, z) = \frac{\nabla \hat{p}_{\parallel}(\vec{r})}{2\eta} z [z - \hat{h}(r)] + \hat{V}_{\parallel} \frac{z}{\hat{h}(r)} , \quad (55)$$

and:

$$F_{x,1} \simeq -\frac{1}{\hat{V}_{\parallel}} \int_{\mathbb{R}^2} (\hat{p}_{\parallel} (\partial_t - u \partial_x) \delta + \eta \partial_z \vec{v}_{\parallel}|_{z=0} \cdot \partial_z \vec{v}_0|_{z=0}) \, d\vec{r} . \quad (56)$$

Computing the latter integral by considering the deflection δ (or Δ in dimensionless variables) generated at vanishing Bo allows us to recover the asymptotic expressions presented in Tab. I.

-
- [1] H. Lamb, *Hydrodynamics* (University Press, 1924).
 - [2] G. K. Batchelor, *An Introduction to Fluid Dynamics* (Cambridge University Press, 1967).
 - [3] G. Jeffery, On the steady rotation of a solid of revolution in a viscous fluid, *Proceedings of the London Mathematical Society* **2**, 327 (1915).
 - [4] W. Collins, On the steady rotation of a sphere in a viscous fluid, *Mathematika* **2**, 42 (1955).
 - [5] W. Dean and M. O'Neill, A slow motion of viscous liquid caused by the rotation of a solid sphere, *Mathematika* **10**, 13 (1963).
 - [6] M. E. O'Neill, A slow motion of viscous liquid caused by a slowly moving solid sphere, *Mathematika* **11**, 67 (1964).

- [7] M. O'Neill and K. Stewartson, On the slow motion of a sphere parallel to a nearby plane wall, *Journal of Fluid Mechanics* **27**, 705 (1967).
- [8] A. J. Goldman, R. G. Cox, and H. Brenner, Slow viscous motion of a sphere parallel to a plane wall—i motion through a quiescent fluid, *Chemical engineering science* **22**, 637 (1967).
- [9] M. Cooley and M. O'Neill, On the slow motion generated in a viscous fluid by the approach of a sphere to a plane wall or stationary sphere, *Mathematika* **16**, 37 (1969).
- [10] D. Jeffrey and Y. Onishi, The slow motion of a cylinder next to a plane wall, *The Quarterly Journal of Mechanics and Applied Mathematics* **34**, 129 (1981).
- [11] J. Hou, V. C. Mow, W. Lai, and M. Holmes, An analysis of the squeeze-film lubrication mechanism for articular cartilage, *Journal of biomechanics* **25**, 247 (1992).
- [12] M. Hlaváček, The role of synovial fluid filtration by cartilage in lubrication of synovial joints—i. mixture model of synovial fluid, *Journal of biomechanics* **26**, 1145 (1993).
- [13] M. Abkarian, C. Lartigue, and A. Viallat, Tank treading and unbinding of deformable vesicles in shear flow: determination of the lift force, *Physical review letters* **88**, 068103 (2002).
- [14] J. Happel and H. Brenner, *Low Reynolds number hydrodynamics: with special applications to particulate media*, Vol. 1 (Springer Science & Business Media, 1983).
- [15] G. Batchelor, The stress system in a suspension of force-free particles, *Journal of fluid mechanics* **41**, 545 (1970).
- [16] G. Batchelor, The stress generated in a non-dilute suspension of elongated particles by pure straining motion, *Journal of Fluid Mechanics* **46**, 813 (1971).
- [17] G. Batchelor, Brownian diffusion of particles with hydrodynamic interaction, *Journal of Fluid Mechanics* **74**, 1 (1976).
- [18] G. Batchelor, The effect of brownian motion on the bulk stress in a suspension of spherical particles, *Journal of fluid mechanics* **83**, 97 (1977).
- [19] S. Leroy and E. Charlaix, Hydrodynamic interactions for the measurement of thin film elastic properties, *Journal of Fluid Mechanics* **674**, 389 (2011).
- [20] S. Leroy, A. Steinberger, C. Cottin-Bizonne, F. Restagno, L. Léger, and E. Charlaix, Hydrodynamic interaction between a spherical particle and an elastic surface: a gentle probe for soft thin films, *Physical review letters* **108**, 264501 (2012).
- [21] L. Garcia, C. Barraud, C. Picard, J. Giraud, E. Charlaix, and B. Cross, A micro-nano-rheometer for the mechanics of soft matter at interfaces, *Review of Scientific Instruments* **87**, 113906 (2016).
- [22] F. Basoli, S. M. Giannitelli, M. Gori, P. Mozetic, A. Bonfanti, M. Trombetta, and A. Rainer, Biomechanical characterization at the cell scale: present and prospects, *Frontiers Physiol.* **9**, 1449 (2018).
- [23] K. Sekimoto and L. Leibler, A mechanism for shear thickening of polymer-bearing surfaces: elasto-hydrodynamic coupling, *Europhysics Letters* **23**, 113 (1993).
- [24] J. Beaucourt, T. Biben, and C. Misbah, Optimal lift force on vesicles near a compressible substrate, *Europhys. Lett.* **67**, 676 (2004).
- [25] J. Skotheim and L. Mahadevan, Soft lubrication: The elastohydrodynamics of nonconforming and conforming contacts, *Physics of Fluids* **17**, 092101 (2005).
- [26] S. J. Weekley, S. L. Waters, and O. E. Jensen, Transient elastohydrodynamic drag on a particle moving near a deformable wall, *Q. J. Mech. Appl. Math.* **59**, 277 (2006).
- [27] J. Urzay, S. G. Llewellyn Smith, and B. J. Glover, The elastohydrodynamic force on a sphere near a soft wall, *Physics of Fluids* **19**, 103106 (2007).
- [28] J. H. Snoeijer, J. Eggers, and C. H. Venner, Similarity theory of lubricated hertzian contacts, *Phys. Fluids* **25**, 101705 (2013).
- [29] T. Salez and L. Mahadevan, Elastohydrodynamics of a sliding, spinning and sedimenting cylinder near a soft wall, *Journal of Fluid Mechanics* **779**, 181 (2015).
- [30] A.-S. Bouchet, C. Cazeneuve, N. Baghdadli, G. S. Luengo, and C. Drummond, Experimental study and modeling of boundary lubricant polyelectrolyte films, *Macromolecules* **48**, 2244 (2015).
- [31] M. H. Essink, A. Pandey, S. Karpitschka, C. H. Venner, and J. H. Snoeijer, Regimes of soft lubrication, *J. Fluid Mech.* **915** (2021).
- [32] V. Bertin, Y. Amarouchene, E. Raphael, and T. Salez, Soft-lubrication interactions between a rigid sphere and an elastic wall, *Journal of Fluid Mechanics* **933**, A23 (2022).
- [33] L. Bureau, G. Coupier, and T. Salez, Lift at low reynolds number, *The European Physical Journal E* **46**, 111 (2023).
- [34] B. Rallabandi, Fluid-elastic interactions near contact at low reynolds number, *Annual Review of Fluid Mechanics* **56**, 491 (2024).
- [35] A. Rinehart, U. Lācis, T. Salez, and S. Bagheri, Lift induced by slip inhomogeneities in lubricated contacts, *Physical Review Fluids* **5**, 082001 (2020).
- [36] A. Pandey, S. Karpitschka, C. H. Venner, and J. H. Snoeijer, Lubrication of soft viscoelastic solids, *Journal of Fluid Mechanics* **799**, 433?447 (2016).
- [37] A. Kargar-Estahbanati and B. Rallabandi, Lift forces on three-dimensional elastic and viscoelastic lubricated contacts, *Phys. Rev. Fluids* **6**, 034003 (2021).
- [38] S. Hu, F. Meng, *et al.*, Effect of fluid viscoelasticity, shear stress, and interface tension on the lift force in lubricated contacts, *The Journal of Chemical Physics* **159** (2023).
- [39] R. Clarke and S. Potnis, Elastohydrodynamics induced by a rapidly moving microscopic body, *Proceedings of the Royal Society A: Mathematical, Physical and Engineering Sciences* **467**, 2852 (2011).

- [40] N. J. Balmforth, C. J. Cawthorn, and R. V. Craster, Contact in a viscous fluid. part 2. a compressible fluid and an elastic solid, *J. Fluid Mech.* **646**, 339 (2010).
- [41] B. Saintyves, T. Jules, T. Salez, and L. Mahadevan, Self-sustained lift and low friction via soft lubrication, *Proc. Nat. Acad. Sci.* **113**, 5847 (2016).
- [42] H. S. Davies, D. Debarre, N. El Amri, C. Verdier, R. P. Richter, and L. Bureau, Elastohydrodynamic lift at a soft wall, *Phys. Rev. Lett.* **120**, 198001 (2018).
- [43] B. Rallabandi, N. Oppenheimer, M. Y. B. Zion, and H. A. Stone, Membrane-induced hydroelastic migration of a particle surfing its own wave, *Nature Phys.* **14**, 1211 (2018).
- [44] P. Vialar, P. Merzeau, S. Giasson, and C. Drummond, Compliant surfaces under shear: Elastohydrodynamic lift force, *Langmuir* **35**, 15605 (2019).
- [45] Z. Zhang, V. Bertin, M. Arshad, E. Raphael, T. Salez, and A. Maali, Direct measurement of the elastohydrodynamic lift force at the nanoscale, *Physical Review Letters* **124**, 054502 (2020).
- [46] K. Aderogba and J. Blake, Action of a force near the planar surface between two semi-infinite immiscible liquids at very low reynolds numbers, *Bulletin of the Australian Mathematical Society* **18**, 345 (1978).
- [47] S. Nezamipour and A. Najafi, Flow pumping by external periodic shear applied to a soft interface, *Scientific Reports* **11**, 15041 (2021).
- [48] S. Lee, R. Chadwick, and L. G. Leal, Motion of a sphere in the presence of a plane interface. part 1. an approximate solution by generalization of the method of lorentz, *Journal of Fluid Mechanics* **93**, 705 (1979).
- [49] S. Lee and L. Leal, Motion of a sphere in the presence of a plane interface. part 2. an exact solution in bipolar co-ordinates, *Journal of Fluid Mechanics* **98**, 193 (1980).
- [50] S. Lee and L. Leal, The motion of a sphere in the presence of a deformable interface: Ii. a numerical study of the translation of a sphere normal to an interface, *Journal of Colloid and Interface Science* **87**, 81 (1982).
- [51] A. Geller, S. Lee, and L. Leal, The creeping motion of a spherical particle normal to a deformable interface, *Journal of Fluid Mechanics* **169**, 27 (1986).
- [52] R. Trouilloud, S. Y. Tony, A. Hosoi, and E. Lauga, Soft swimming: Exploiting deformable interfaces for low reynolds number locomotion, *Physical review letters* **101**, 048102 (2008).
- [53] D. Lopez and E. Lauga, Dynamics of swimming bacteria at complex interfaces, *Physics of Fluids* **26**, 400 (2014).
- [54] N. Desai and A. M. Ardekani, Biofilms at interfaces: microbial distribution in floating films, *Soft Matter* **16**, 1731 (2020).
- [55] A. Jha, Y. Amarouchene, and T. Salez, Capillary-lubrication force exerted on a two-dimensional particle moving towards a thin fluid film, *Journal of Fluid Mechanics* **977**, A50 (2023).
- [56] A. Jha, Y. Amarouchene, and T. Salez, Capillary-lubrication force between rotating cylinders separated by a fluid interface, *Physical Review Fluids* **9**, 074001 (2024).
- [57] O. Reynolds, On the theory of lubrication and its application to mr beauchamp tower’s experiments, including an experimental determination of the viscosity of olive oil., *Philos. Trans. R. Soc. Lond.* **177**, 157 (1886).
- [58] A. Oron, S. Davis, and S. Bankoff, Long-scale evolution of thin liquid films, *Rev. Mod. Phys.* **69**, 931 (1997).
- [59] D. F. James, The meniscus on the outside of a small circular cylinder, *Journal of Fluid Mechanics* **63**, 657 (1974).
- [60] L. L. Lo, The meniscus on a needle—a lesson in matching, *Journal of Fluid Mechanics* **132**, 65 (1983).
- [61] J. Dupré de Baubigny, M. Benzaquen, L. Fabié, M. Delmas, J.-P. Aimé, M. Legros, and T. Ondarçuhu, Shape and effective spring constant of liquid interfaces probed at the nanometer scale: finite size effects, *Langmuir* **31**, 9790 (2015).
- [62] T. G. Chandler and D. Vella, Validity of winkler’s mattress model for thin elastomeric layers: beyond poisson’s ratio, *Proceedings of the Royal Society A* **476**, 20200551 (2020).
- [63] H. Masoud and H. A. Stone, The reciprocal theorem in fluid dynamics and transport phenomena, *Journal of Fluid Mechanics* **879**, P1 (2019).
- [64] A. Daddi-Moussa-Ider, B. Rallabandi, S. Gekle, and H. A. Stone, Reciprocal theorem for the prediction of the normal force induced on a particle translating parallel to an elastic membrane, *Physical Review Fluids* **3**, 084101 (2018).