

Conspiracy theories and where to find them on TikTok

Francesco Corso
Politecnico di Milano & CENTAI
Milan, Italy
francesco.corso@polimi.it

Francesco Pierri
Politecnico di Milano
Milan, Italy
francesco.pierri@polimi.it

Gianmarco De Francisci Morales
CENTAI
Turin, Italy
gdfrm@acm.org

ABSTRACT

TikTok has skyrocketed in popularity over recent years, especially among younger audiences, thanks to its viral trends and social challenges. However, concerns have been raised about the potential of this platform to promote and amplify online harmful and dangerous content. Leveraging the official TikTok Research API and collecting a longitudinal dataset of 1.5M videos shared in the US over a period of 3 years, our study analyzes the presence of videos promoting conspiracy theories, providing a lower-bound estimate of their prevalence (approximately 0.1% of all videos) and assessing the effects of the new Creator Program, which provides new ways for creators to monetize, on the supply of conspiratorial content. We evaluate the capabilities of state-of-the-art open Large Language Models to identify conspiracy theories after extracting audio transcriptions of videos, finding that they can detect harmful content with high precision but with overall performance comparable to fine-tuned traditional language models such as RoBERTa. Our findings are instrumental for content moderation strategies that aim to understand and mitigate the spread of harmful content on rapidly evolving social media platforms like TikTok.

CCS CONCEPTS

• **Information systems** → **Social networks**; Presentation of retrieval results; *Information retrieval*; *Presentation of retrieval results*.

KEYWORDS

conspiracy theories, LLMs, TikTok

1 INTRODUCTION

Online social platforms have become integral to modern life, facilitating connections, the sharing of interests, and the formation of friendships. In the last decade, social media have shifted to becoming the main source of news and information for the larger public.¹

Over the last three years, TikTok has emerged as one of the most relevant platforms for online news consumption, with 43% of American users regularly getting their information on the platform. With over 1 billion monthly active users and millions of videos uploaded daily worldwide, TikTok is widely known for its variety of viral user-generated content, which includes lip-syncing, comedy, talent showcases, and more, shared in short-video format.² The platform is also known for supporting professional creators who can monetize from their content directly through TikTok.³

¹<https://www.pewresearch.org/journalism/fact-sheet/social-media-and-news-fact-sheet/> accessed on 10/03/2024

²<https://www.businessofapps.com/data/tik-tok-statistics/> accessed on 26/03/2024

³<https://newsroom.tiktok.com/en-us/unlocking-even-more-opportunities-for-creators-with-the-creativity-program-beta> accessed on July 2024

TikTok's extensive user base and rapid content-sharing features also make it a hotbed for malicious content, as the platform enables the rapid spread of harmful narratives and dangerous content [49, 50]. Given the platform's large user base, it has become essential to ensure a safe environment for users by monitoring and mitigating the impact of malicious actors. This includes addressing disinformation and hate speech campaigns, political propaganda, and the spread of conspiracy theories [2, 11, 30].

In this work, we study the presence on TikTok of online conspiracy theories, which are false or unverified narratives that allege secret, often sinister, plots or events involving groups, organizations, or governments [9]. The risks of conspiracy theories stem from their potential to warp or alter the perception of reality for the users who consume them [46]. In recent years, online social media platforms have offered fertile ground for the rapid and easy spread of conspiratorial content, also driven by the formation of fringe communities [41]. These theories can range from relatively harmless speculations to more dangerous beliefs, fueling misinformation, polarization, and possibly dangerous real-world consequences.⁴ The emergence of novel Generative AI tools powered by Large Language Models (LLM) raises further concerns about their potential misuse by malicious actors, as they can generate convincing content that might mislead and harm online users [5]. At the same time, LLMs hold promises for researchers and scientists to analyze vast amounts of social media data, detect patterns in the spread of misinformation, and understand the dynamics of conspiracy theories [52].

To date, only a few qualitative approaches have tackled the problem of online conspiracy theories on TikTok, with Weimann and Masri [49] investigating far-right narratives and Zenone and Caulfield [51] working on identifying monkey-pox related conspiracy content. The present work proposes a quantitative and systematic approach of data collection and analysis to address the following research questions:

- **RQ1:** What is the lower bound to the prevalence of videos sharing conspiracy theories on TikTok?
- **RQ2:** Did the Creator Program impact the supply of conspiratorial content on TikTok?
- **RQ3:** Can we leverage LLMs to detect conspiracy theories shared on TikTok?

Our contributions are as follows. To address **RQ1**, we collected a sample of 1.5M long videos (at least 1 minute) shared on TikTok in the United States by approximately 1M unique users. Using a data-driven approach and a large-scale dataset of conspiracy theory web documents, we identified hashtags that provide strong signals for the presence of conspiratorial content, estimating a lower bound to the prevalence of such videos on TikTok.

⁴<https://www.theguardian.com/us-news/2016/dec/05/washington-pizza-child-sex-ring-fake-news-man-charged> accessed on 10/03/2024

To address **RQ2**, we measured a small yet significant increase in the average duration of videos shared before and after the introduction of the new Content Creator program in the U.S. during 2023, signaling a shift in content production behavior of TikTok users.

Finally, we addressed **RQ3** by measuring the capabilities of open LLMs (Llama, Gemma and Mistral) to identify videos sharing conspiracy theories after extracting audio transcriptions by means of OpenAI Whisper. We found that LLMs are highly sensitive to the prompts they receive and, while they outperform our chosen baseline in many configurations, they still exhibit certain shortcomings and tradeoffs that must be considered in real-world applications for content moderation.

The outline of the paper is as follows. In Section 2 we showcase literature related to the present work. In Section 3 we describe the data collection procedure and the methodologies employed to address the research questions. In Section 4 we provide results of our analyses while in Section 5 we discuss our findings, underline their limitations and provide an outlook for future research endeavors.

2 RELATED WORK

The study of online conspiracy theories is broad and diverse, with researchers exploring this complex phenomenon from multiple perspectives. This section reviews relevant studies, emphasizing psychological and linguistic analyses, algorithmic recommendations, available datasets, and strategies for de-platforming.

Douglas et al. [16, 42] have taken a psychological approach to identify the defining traits of conspiracy theory believers, finding common factors among this group, such as lower levels of income and education. Enders et al. [17] studied the relationship between social media usage and the inclination to believe in conspiracy theories, finding that social networks alone are not sufficient to effectively convey conspiratorial messages. Others instead studied the actors who share and endorse conspiratorial content starting even from the first examples of widely known conspiracies [9, 15].

Ahmed et al. [1] studied several phenomena linked to conspiracy theories on Twitter, especially those that are a consequence of global crises like the 2020 COVID-19 outbreak. Other contributions [7] have documented the trajectory of 5G and coronavirus-linked conspiracy stories on Facebook. Bruns et al. [8] also proposed an additional analysis where they explored more deeply the trajectories of the narratives on the same platform. Samory and Mitra [39] studied conspiratorial discourses following the happening of dramatic events, such as terrorist attacks or mass shootings.

YouTube is frequently studied for its controversial content, leading researchers to scrutinize its algorithmic recommendation strategies [31]. Previous work [25, 26] has employed bots to simulate users' activity on the platform, tracking their recommendations. They found that some consumption trajectories led to problematic content, including conspiratorial videos. Cameron Ballard et al. [10] explored the advertisement and monetization strategies used by conspiracy channels on YouTube, finding that conspiratorial creators tend to use external monetization platforms more than the baseline mainstream channels. Grusauskaite et al. [23] went more in-depth with the study of a sample of YouTube videos shared by conspiratorial users on online social media, identifying typical archetypes of communication used by the content creators.

Research has also explored the linguistic aspects of conspiracy theories. Work from Meuer et al. [32] and Fong et al. [19] examined the psychological nuances in the language of conspiracy theories in online articles and Twitter posts. Several datasets have also been published to aid researchers in developing systems to detect and study the phenomenon of conspiracy theories both on social media and through online-published articles [3, 21, 34, 35].

Numerous studies explored various ways to detect content related to conspiracy theories posted on online platforms [28, 38, 40, 43]. The same can be said about studies that focus on the communities discussing conspiracy content and the effect of moderation or eradication of these groups of users [18]. Monti et al. [33], for example, found that conspiracy communities related to QAnon, a mainstream conspiracy theory, are more resilient to de-platforming, and thus being able to migrate to different platforms. On TikTok, studies have approached harmful content and thus, conspiracy theories, in a qualitative way [49, 51], manually inspecting videos related to specific hashtags. Basch et al. [6] manually inspected the top 100 videos related to COVID-19 vaccines, finding that many where discouraging vaccination.

3 METHODS

3.1 Dataset

We leverage the TikTok Research API to collect our dataset. At the time of writing, this service has severe restrictions on usage and availability. In particular, academics can request access to an organization with multiple members with a shared quota of 1000 available requests per day.

Given the lack of reliable data returned by the API during 2018-2020 reported in [13], we run our collection for the period 2021-2023. We stratify our sample by week to mitigate issues encountered in previous research, especially regarding the non-uniform distribution in the data returned by the random sample endpoint. We look specifically for videos that have a duration of one minute or more. This is done by excluding the shorter lengths in the query during the design phase. We perform requests to the `/video/query` endpoint for each week from January 2021 to December 2023, filtering for videos published in the US and keeping the parameter `is_random = True`.

This process yielded a total of 1 605 696 items, 1 494 831 of which are unique and with over 100k duplicated videos. These videos are created by a total of 1 178 303 unique users. In Figure 1 we report the time series of collected unique videos. Since July 2021, TikTok allowed for videos up to three minutes in length to be uploaded, hence why we see a visible change in the number of collected videos starting from that month.

We conduct exploratory analyses of the videos' temporal features to build on previous work and evaluate our sampling technique's effectiveness.

Figure 2 shows the results of these evaluations. In sub-figure **a**, we can see the number of videos posted for each generic day of the month and we find that all the days of the month are represented. It is even more significant since we are working on a much smaller pool of videos if confronted with previous work [13]. In sub-figures **b,c** we observe similar behavior to what has been already described, while for sub-figure **d** we see that the first minute of the hour

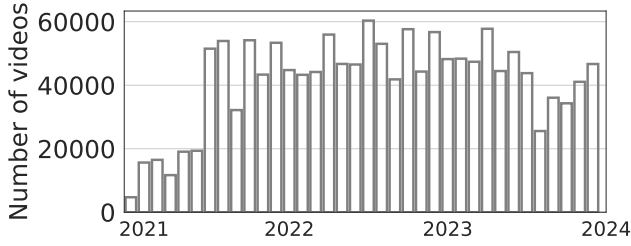


Figure 1: Monthly number of unique long videos (> 1 minute) collected from 2021 to 2023.

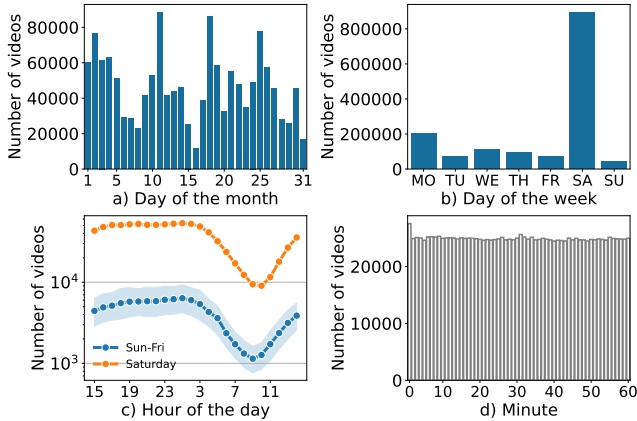


Figure 2: Number of videos posted (a) for each day of the month, (b) for each day of the week, (c) for each hour of the day (UTC), and (d) for each minute of the hour. The API shows a clear bias at the daily level, with a non-uniform distribution over different days of the month, and a disproportionate number of videos shared on Saturdays.

presents a slightly higher number of videos. This could be due to the scheduling of videos by creator accounts.

Furthermore, we collected via the Research API two additional random samples of videos posted in the US one month before and after the beginning of the new creator program (May 3rd, 2023), this time allowing for videos of any length to be returned.

3.2 Conspiracy Hashtags Enrichment

We identified 650k unique hashtags, in the 1+ million videos present in our sample. We filtered out those hashtags that appeared only once in the dataset, resulting in a total of 281 510 hashtags. For each of these hashtags, we extract the list of other hashtags and words that co-occur with it and the number of videos under which it compares. We then calculate the matrices of co-occurrence. The Hashtag/Hashtag matrix has dimensions of 281 510 x 281 510, while the Hashtag/Word matrix, has dimensions of 281 510 x 185 973 and has a column for each word present in all the corpus of the description of videos.

We employ the method described by Garimella et al. [20] to calculate the pairwise similarity of the hashtags.

$$sim(h_s, h_t) = \frac{\alpha \cos(W_s, W_t) + (1 - \alpha) \cos(H_s, H_t)}{1 + \log(df(h_t))} \quad (1)$$

The similarity of two hashtags (h_s , the seed hashtag, and h_t the current hashtag) is equal to the sum of the cosine similarities between the respective word and hashtag co-occurrence vectors (W_i, H_i), each weighted on a function of the parameter α , which we set on 0.3 based on previous work [20]. This sum is weighted again by a function of the document frequency of the hashtag h_t , to lower the weight of those hashtags that are extremely frequent (e.g. #fyp, #viral etc ...).

Our objective is to identify videos that contain hashtags that suggest the conspiratorial nature of the video. To do so, we extract a set of 9 of the top 30 seeds by frequency from the LOCO conspiracy dataset [3], which comprises over 90 000 conspiracy and non-conspiracy articles scraped from the web. To avoid noise in our output, we exclude from this list seeds that have broader semantics, like: *cancer, aids, coronavirus, 5g, barack.obama*. The seeds we chose as a starting point for the enrichment process have a stronger conspiratorial meaning. We base the classification process of the videos on these seeds, which become hashtags to be searched for under the videos of our dataset, we report them in Appendix A along with a brief description.

We perform the pairwise similarity calculation for each of the seed hashtags and for the hashtag: 'conspiracy', and kept, as shown in literature [20], the top 20 hashtags by similarity.

3.3 Estimating the number of videos on TikTok

We utilize a simple version of the Good-Turing estimator [22], to obtain an estimation of the number of long videos on TikTok.

$$M = \frac{N}{1 - \frac{N_1}{K}} \quad (2)$$

N is the number of unique videos in our dataset, N_1 is the number of videos without duplicates and K is the size of the dataset. We calculate this estimation for each month of the collection.

For validation purposes, we employ also a Maximum Likelihood (ML) estimation technique to test the goodness of the Good-Turing estimator.

$$M = \frac{N}{1 - e^{-\frac{k}{M}}} \quad (3)$$

With N is the number of unique videos collected and k is the totality of videos collected. Since Equation (3) describes an iterative equation, we calculated 1000 iterations of the equation with the starting value of $M = 10$. We found the two estimators produced extremely similar results (< 1% difference).

3.4 Video captions

We decided to employ the voice_to_text (or VTT) field provided by the API as an input to the LLMs. The voice-to-text is a feature offered by TikTok that allows the user to visualize to the screen the dialogue or narration provided by the creator as text. It must be enabled by the content creator at the time of publishing the videos.

Of the 1.4+ million videos we collected, only around 70k have their captions available natively from the API. For this reason,

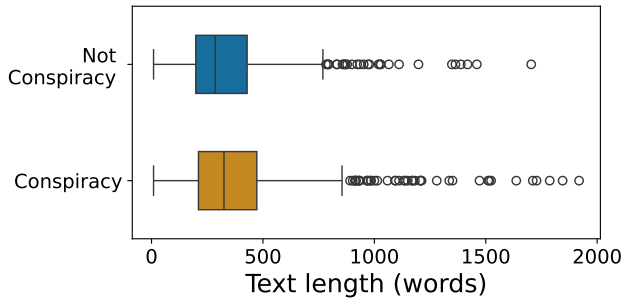


Figure 3: Distribution of the lengths of the video captions for the positive (conspiracy) and negative (not conspiracy) class in the balanced dataset. Medians: Not Conspiracy = 286 words, Conspiracy = 325 words

we expanded the available captions with the widely used OpenAI Whisper model [37]. We employed the medium size one and to verify the model’s goodness on the data, we downloaded a set of videos from TikTok which had the `voice_to_text` field available from the Research API and fed them in input to the model. We then confronted the model output with the retrieved VTT and with a manual encoding of the video audio and we evaluated the accuracy of the transcriptions with the WER (Word Error Rate) score [47]. We found that both transcriptions are accurate, making OpenAI’s Whisper a viable alternative to the native `voice_to_text` field. We leave more details about our evaluation in Appendix A. Once we verified the goodness of Whisper, we downloaded all the available videos that we classified as conspiracy-related together with another sample of videos gathered by the not conspiracy class.

3.5 Large Language Models and prompting strategies

We are interested in evaluating whether open Large Language Models can be successfully employed to detect conspiratorial content. We measure the classification performance of the most recent open models: Llama3 (8B)⁵, Mistral (7B)[27], and Gemma (7B)[44]. We chose these models since they are comparable both in the number of parameters and the size of the context window. We employ zero-shot style binary classification tasks with items containing conspiracy theories being part of the positive class. Zero-shot means that we are not giving any example to the model before giving the actual item to classify. We use prompts similar to the ones described by Diab et al. [14], which were intended for classifying Reddit posts from `r/conspiracy` and other conspiracy-related subreddits. We describe the prompts we employed:

- **Simple:** *‘Decide whether the following transcription of a video talks about a conspiracy theory or not (if yes output = 1/else output=0). Provide just your output, no justification.’*
- **With Definition:** We append at the beginning of the simple prompt the following definition of conspiracy theory proposed by Douglas and Sutton [15]: *A conspiracy theory*

is a belief that two or more actors have coordinated in secret to achieve an outcome and that their conspiracy is of public interest but not public knowledge. Conspiracy theories (a) are oppositional, which means they oppose publicly accepted understandings of events; (b) describe malevolent or forbidden acts; (c) ascribe agency to individuals and groups rather than to impersonal or systemic forces; (d) are epistemically risky, meaning that though they are not necessarily false or implausible, taken collectively they are more prone to falsity than other types of belief; and (e) are social constructs that are not merely adopted by individuals but are shared with social objectives in mind, and they have the potential not only to represent and interpret reality but also to fashion new social realities. The definition is preceded by the following additional sentence: *‘Given this definition of conspiracy theory:’*

- **Step by step:** we drop the last sentence of the simple prompt (*Provide just your output, no justification*) and we append the following text to force the chain-of-thought process [48] on the model: *‘First, extract the narrative or claim from the text. Second, decide if the claim talks about a conspiracy theory. Third, answer the question (if yes output = 1/else output=0)’*

We modified the original prompts by describing the input as a "transcription of a video" rather than the textual content of a post. Additionally, we changed the labels to 1 for positive cases (conspiracy) and 0 for negative cases (not conspiracy), instead of the "yes/no" choice used by the original authors. We label the videos based on the results of the conspiracy hashtag enrichment process (see section 4.1).

We use LLMs to classify conspiracy theories videos, using three cases, devised to represent the possible data sources available to implement such a system. In addition to evaluating individual LLMs as classifiers, we also consider an ensemble decision using a majority voting strategy on the output returned by the three models.

- **C1: Balanced dataset with distant labels:** An ideal case where there is wide availability of positive class videos.
- **C2: Unbalanced dataset with distant labeling:** A more realistic setting with increased difficulty, with a minority of conspiracy videos (1/8), labeled based on their hashtags.
- **C3: Unbalanced dataset with manual labeling:** The setting is the same one as C2, but this time the labels of the positive class are obtained manually.

We run our pipeline with 25 different input seeds (see Appendix A) and two different datasets, one balanced and one unbalanced, to challenge the consistency of the models. The balanced dataset is composed of 1666 entries, with 887 entries of the positive (conspiracy) class and 779 items of the negative class (not conspiracy). The unbalanced dataset instead is a subset of the balanced one, composed of the same number of negative class items and a subset of 100 items of the positive class. We downloaded the videos that matched the conspiratorial hashtags and obtained their transcriptions with Whisper. We then excluded the videos that resulted in having an unintelligible transcription (due to being without spoken content or having overbearing music).

⁵<https://ai.meta.com/blog/meta-llama-3/>

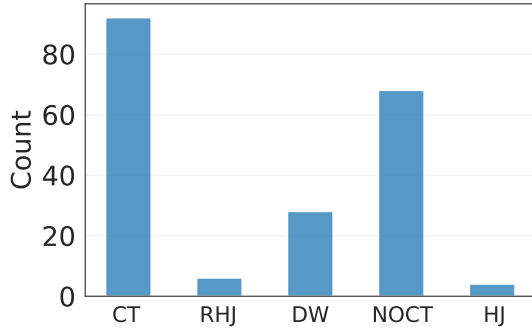


Figure 4: Manual classification results. Of 197 hashtags, 120 were classified as conspiratorial (CT and DW).

We kept as a constant parameter the Temperature, which was always set to 0, to enhance reproducibility [45]. In Figure 3 we show the distributions of the length (in words) of the captions we extracted with Whisper. There is a significant statistical difference between the two distributions (Two-sided Mann-Whitney, ($p < 0.01$)). We investigate the correlation between the length of the caption and the performance of LLMs in Section 4.4.

4 RESULTS

4.1 Evaluation of conspiracy hashtags

The process of hashtag enrichment produced a set of 197 hashtags, which we manually validated in order to identify those actually related to conspiracy theories. Specifically, for each hashtag, we inspected a sample of videos ($N=5$).

In Figure 4 we show the results of the manual labeling process. Out of 197 collected hashtags, we classified 92 of them as conspiratorial (CT), while we found 68 to be noisy or not explicitly related to conspiracy theories (NOCT). We found a number of so-called "dog whistling" (DW) [36] hashtags ($N=28$), i.e., hashtags that seemed harmless at first were later identified as tools used by conspiracy theorists to attract other users interested in the topic being discussed. We also observed the presence of hashtag hijacking [24] in two different ways: users employing conspiracy-like hashtags to gather more views on non-conspiratorial material (HJ) and, vice versa, users adding conspiratorial hashtags to communicate debunking information about a specific conspiracy theory (RHJ).

Given these classes, we labeled as conspiratorial those videos that contained at least one hashtag from the classes CT or DW, excluding videos that had the hashtags belonging to the remaining classes (NOCT,HJ,RHJ), resulting in 1363 conspiracy theory videos.

We further investigated the quality of such a distant-labeling process by manually analyzing a sample of 200 random videos, 100 sampled from the pool of videos classified as conspiratorial and 100 from the remaining videos. We computed the Cohen’s K agreement [12] between our manual labeling and the distant labels, obtaining a value of 0.81 which indicates a strong agreement.

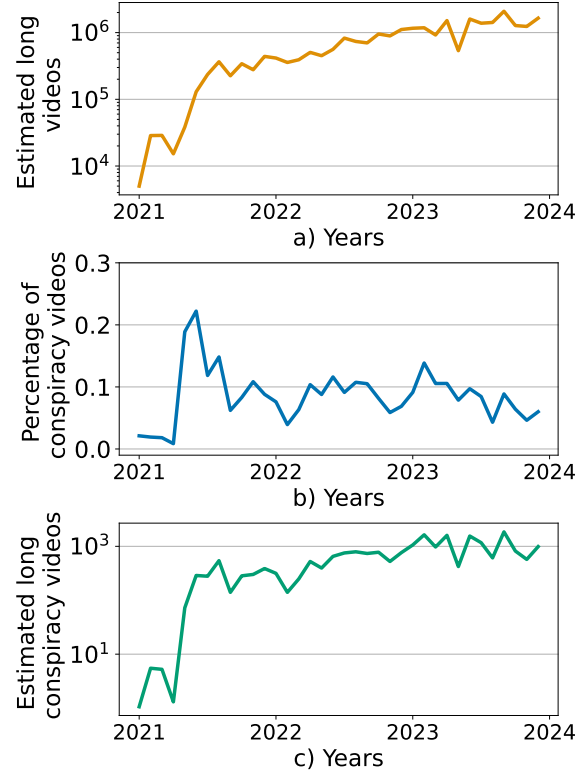


Figure 5: a) Estimated number of long videos on TikTok US, month by month. b) Percentage of conspiracy videos. c) estimated number of long conspiracy videos on TikTok US.

4.2 Lower bound on the number of conspiracy videos on TikTok

In Figure 5 we show the estimation of the number of long videos shared each month on TikTok in the US, by means of the the Good-Turing estimator described in Section 3 (subfigure a). We can observe that the number of videos posted on the platform grew steadily over the years, increasing by two orders of magnitude in three years.

We calculated the number of conspiracy videos for each month of the collection and obtained the percentages of conspiratorial videos for that same period. With this information and the estimates of the total number of long videos posted in the US on TikTok, we were able to estimate the number of conspiratorial long videos.

In Figure 5, subfigure b and c, we show the temporal trend of these volumes. Overall we see a spike of conspiracy posts around Q3 2021 that reaches values of almost 0.2% of our sample ($N=542$). This percentage drops down in the following months, stabilizing around 0.1%, even though the absolute number of conspiracy videos grows steadily, before stabilizing again, reaching an estimated thousand conspiracy videos per month in 2023.

Considering these numbers we can conclude that conspiracy-related videos are present on TikTok and that in some periods one out of five hundred videos posted was about conspiracy theories.

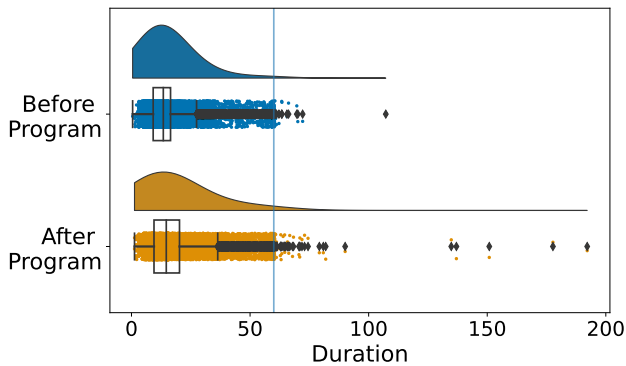


Figure 6: Distribution of the duration of videos collected before and after the beginning of the Content Creator program (May 3rd, 2023). The vertical blue line indicates 60 seconds. Medians: before = 13.4 s, after = 14.7 s

4.3 Impact of the Creator Program on conspiratorial content

On February 20th, 2023 TikTok announced a new program for creators, who are eligible to earn money from their content if meet specific requirements, such as posting videos longer than 1 minute. These changes took effect starting from May 3rd in the US and other countries.⁶ We saw in Section 4.2, that there is an overall increment in the quantity of long conspiratorial videos. We are interested in understanding if this might be due to the changes in the creator program policies.

In total, we collected 10k random videos of any duration for each period and proceeded to download them, to obtain only the necessary metadata to extract the length of the content, since the API does not provide this information. The distribution of the durations of the videos is reported in Figure 6. We find that the number of long videos increases from $N=39$ in the period before the new creator program to $N=103$ after May 3rd.

We performed two statistical tests to measure if the supposed effect of the Creator Program was present. First, we employ the two-sided Mann-Whitney test ($p < 0.001$). The second test we employ is the Chi-square test ($p < 0.001$). Both tests showed that the effect is significant. From these experiments we can conclude, assuming the goodness of the random sample we collected, that the creator program had an effect on the length of the videos on the platform, increasing the median duration of the videos posted by almost 10%. Thus, also the videos talking about conspiracy theories had an increased duration.

4.4 Detecting conspiracy theories with LLMs

We evaluated the performance of different models by measuring their precision ($TP/(TP + FP)$, TP =True Positives, FP =False Positives) and recall ($TP/(TP + FN)$ FN =False Negatives). The second (C2) and third settings (C3) are particularly relevant in the context of

⁶<https://newsroom.tiktok.com/en-us/introducing-the-new-creator-rewards-program> accessed on /05/2024

content moderation since it is important to underline the trade-off between false positives (thus precision) and recall.

As a baseline model, we employ RoBERTa base [29] and fine-tune it on both the balanced (C1) (Precision, Recall= 0.83 ± 0.01 on validation) and unbalanced datasets (C3) (Precision= 0.68 ± 0.04 , Recall= 0.67 ± 0.01 on validation) with 5-fold cross-validation. Further details are available in Appendix A.

In Figures 7 and 8 we report the results of the classification task, focusing on evaluating the performance of detecting the positive (conspiracy) class, specifically for the first (C1) and third (C3) cases that we illustrated before. In both figures, we observe that across all the 25 seeds we provided as input to the classification process, the three models are surprisingly consistent. There is very little to no variation in the classification results, across the two datasets and the different prompts we provided to the models.

In the balanced setting, we find interesting results regarding the effects of the prompts. The best-performing model precision-wise is Llama3 with an almost perfect score (0.964), with the Step-by-step Prompt configuration. Still, most of the models performed better (+1-12%) than the baseline, except for Gemma in the Definition and Simple configuration. We find overall an increasing trend in performance related to this metric with the Step-by-step configuration being the most performant.

We see instead an opposite tendency for what concerns the Recall metric: the Simple prompt is the best performing overall, even if the higher score we register is 0.87 by Gemma in the Definition Prompt configuration. This last configuration, coupled with LLama3 and again Gemma in the Simple prompt setting, was the only one that performed better than the baseline on the Recall, while the remaining performed significantly worse (-1% to -49%) than RoBERTa.

We observed a significant decrease in overall performance in the unbalanced setup with manual labels (C3). However, the trends identified in the previous setup remain consistent.

The best-performing model precision-wise is again Llama3 with a score of almost 0.77 in the Step-by-step prompt setup. The same model is also the one that has the highest Recall (0.94) but with the Simple prompt. With the precision metric, most of the configurations perform significantly worse than the baseline (-1% to -49%). With this dataset, the configuration with the highest was with Mistral with Simple prompt, since it bested the baseline in both metrics. Additional results for case C2, which are similar to those presented, are included in Appendix A for reference.

In Figure 9 we plot the classification results for case C1 for the different quartiles of the text length distribution. In these plots we are more interested in the trends that they show, instead of the absolute values of the points of the curve (which is better explained in figs. 7 and 8) We see that, considering the precision, the longer the caption, the higher the metric. This trend is shared among all the models we consider. A similar behaviour is present if we consider the recall, where the metric increases steadily for longer texts, with even a steeper slope than precision, before stopping or even decreasing from Q3 to Q4. We found that, for the negative class, RoBERTa was the most precise model in case C1, while in C2 and C3, LLama3 and Gemma had almost perfect precision (0.99) while being slightly lower in recall (0.98). We report the full results

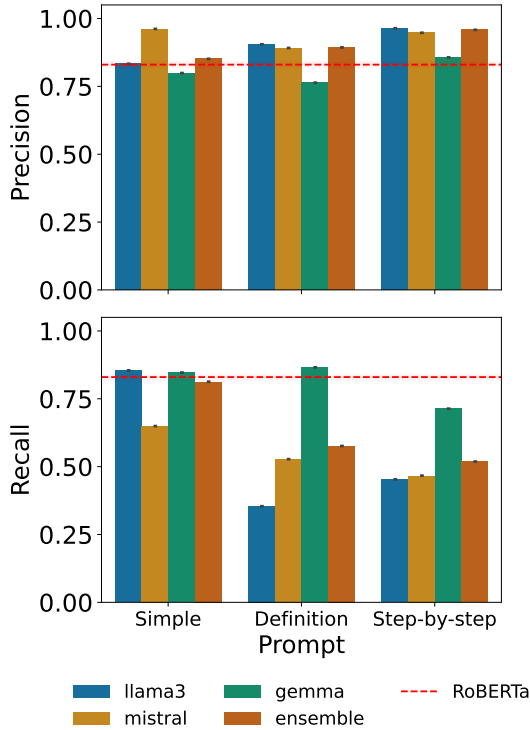


Figure 7: Aggregated results on the positive class (conspiracy videos) of the balanced classification experiment with distant labels (C1), for the three prompts and the three models plus the ensemble, across all seeds. The red line is the result of the cross-validation with C.I 95%

of the classification process for the negative (not conspiracy) class and additional results for C3 in Appendix A.

To conclude, we note that the ensemble model proved also to be a balanced choice, having less compromise Precision and Recall, but at the increased cost of deployment, since, each item requires three labels from three different models.

5 DISCUSSION

We collected a representative random sample of over 1.5 million videos posted on TikTok in the US by leveraging the official Research API. We then extracted meaningful hashtags related to widespread and mainstream conspiracy theories such as *illuminati*, *new world order*, *chemtrails*. Finally, we estimated the size of the population from which we were sampling via the API. Using hashtag enrichment and manual validation we found over a thousand conspiracy videos and we defined a lower bound to the number of conspiracy theory videos available on the platform.

We indicated the influence of the novel TikTok Creator Program on the overall length of the videos posted by users on TikTok, showing that conspiracy theory videos were not the only category impacted by these new practices.

Finally, we showcase the capabilities of open and widely available Large Language Models to label conspiracy videos given their

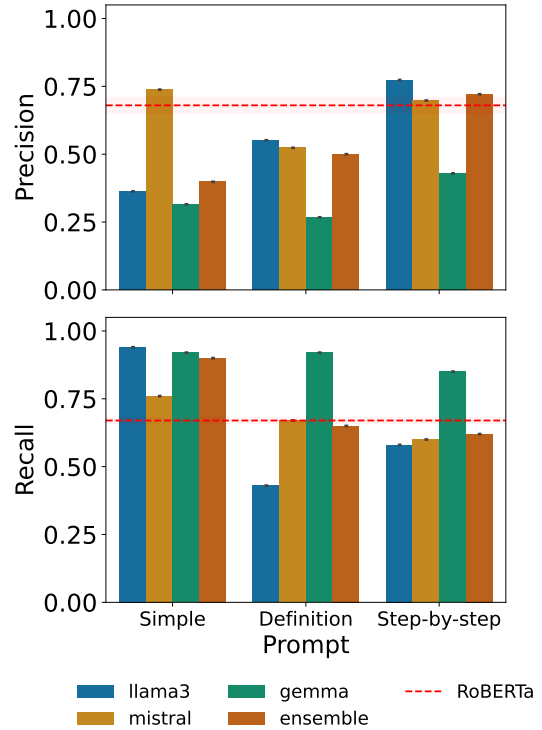


Figure 8: Aggregated results on the positive class (conspiracy videos) of the unbalanced classification experiment with manual labels (C3), for the three prompts and the three models plus the ensemble, across all seeds. The red line is the result of the cross-validation with C.I 95%

content such as the transcription of the speech. We provide three classification pipelines to present the different possibilities that an end user might be facing, starting from a case where all the labels provided are distant, so there was no effort spent in manually labeling content from a dataset. Then we reproduce the same pipeline but in a more realistic case, where there is a scarcity of conspiracy videos (positive class) with a distant label provided by the hashtags showing the impact of the lack of balanced classes in the dataset and finally reproducing this last setting with an added effort to label the obtained conspiracy videos manually. Both classical methods (RoBERTa) and novel LLMs have their tradeoffs. With zero-shot applications we remove the cost of training, making necessary only having strong computational power for inference -only tasks, while with RoBERTa it is necessary to have the computational and storage capabilities to handle training and validation of the model. Still, the inference via LLMs is computationally more expensive than with RoBERTa. These results can aid decision-making strategies when faced with the deployment of similar systems, to decide how much effort is to be spent on data labeling.

Additionally, we find that the experimental settings we built produced results that are in line with other work in the literature [4, 52], especially for what concerns the use of definitions and explanations in the prompts and the correlation with increased performance. We

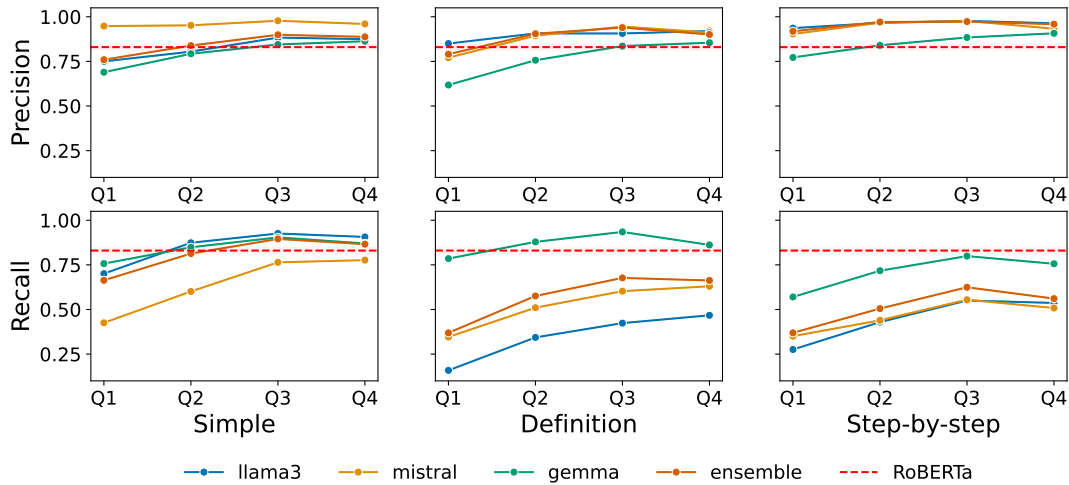


Figure 9: Aggregated results on the positive class (conspiracy videos) of the balanced classification experiment with distant labels (C1), for the three prompts and the three models plus the ensemble, across all seeds, split by quartiles on the distribution of the length of the transcriptions in words. The red line is the result of the cross-validation with C.I 95%. Q1 = 210 words, Q2 = 325 words, Q3 = 472 words, Q4 = 1919 words.

underline the fact that in our setup some configurations bested the baseline state-of-the-art models.

The findings and methodologies presented in this paper have significant implications for both researchers and social media platforms. By identifying conspiracy theory content, our framework can aid in developing more effective moderation strategies and policies to combat the diffusion of these malicious contents. Additionally, the insights gained from analyzing the impact of the TikTok Creator Program offer valuable perspectives on how platform policies influence content creation trends. Moreover, the demonstrated utility of Large Language Models in automating the labeling process underscores the potential for scalable, data-driven approaches in content analysis and moderation.

This study is not exempt from limitations. First, we are employing the TikTok Research API as a black box, we do not have control over the inner mechanisms that return the data, so potential biases or misrepresentations may be present in our data. Also, our estimations are conditioned by the seeds we used to perform the hashtag enrichment process, using different seeds would produce different results. In using LLMs, even if we provided a detailed setup, specially designed for reproducibility, we still can not lessen the possible uncertainty given by the use of these models. Moreover, we do not disentangle the different conspiracy theories that we collected in our sample, we make an effort to include these criticalities in future developments of this work.

Future research should also critically investigate potential biases present in the data returned by the TikTok Research API and compare it with real data gathered directly from TikTok. We plan to continue the current work integrating multi-modal data in the classification pipeline, such as keyframes of the video, and extend this study to other online media platforms and other newly released models. Additionally, RAG (Retrieval-Augmented Generation) could

be used to add context to the prompts for the LLM, enhancing the model’s understanding and accuracy.

6 ETHICAL CONSIDERATIONS

TikTok users have explicitly consented to the Terms of Service, which include the acknowledgment and approval of the transfer of personal data through the API.⁷ Throughout the data collection process, we ensured the anonymization of user data to protect individual privacy. All results presented are aggregated, meaning that they reflect collective trends rather than identifiable individual behaviors. Moreover, no personal information is given as input to the Large Language Models we employed. As requested by the Research API Terms of Service, we have implemented robust data security measures to prevent unauthorized access and ensure that all data handling procedures align with current best practices in data protection. We cannot make our dataset public, but we encourage readers to contact the authors if interested. We provide access to the code to replicate our results in the repository associated with the paper.⁸

REFERENCES

- [1] Wasim Ahmed, Josep Vidal-Alaball, Joseph Downing, and Francesc López Seguí. 2020. COVID-19 and the 5G Conspiracy Theory: Social Network Analysis of Twitter Data. *Journal of Medical Internet Research* 22, 5 (May 2020). <https://doi.org/10.2196/19458> Number: 5 MAG ID: 3019597125 S2ID: 6ad415e7aa9166cff11b456f54a21054c94ec12b. (Cited on 2)
- [2] Esma Aimeur, Sabine Amri, and Gilles Brassard. 2023. Fake news, disinformation and misinformation in social media: a review. *Social Network Analysis and Mining* 13, 1 (2023), 30. (Cited on 1)
- [3] Alessandro Miani, Thomas T. Hills, and Adrian Bangerter. 2021. LOCO: The 88-million-word language of conspiracy corpus. *Behavior Research Methods* (Oct. 2021), 1–24. <https://doi.org/10.3758/s13428-021-01698-z> MAG ID: 3208479177 S2ID: 169bc3525345e56695e0cd0bb6274b8417017c2a. (Cited on 2, 3)

⁷<https://www.tiktok.com/legal/page/eea/privacy-policy/en> accessed on 2/06

⁸https://github.com/orsoFra/ct_tiktok

- [4] Shubham Atreja, Joshua Ashkinaze, Lingyao Li, Julia Mendelsohn, and Libby Hemphill. 2024. Prompt Design Matters for Computational Social Science Tasks but in Unpredictable Ways. *arXiv preprint arXiv:2406.11980* (2024). (Cited on 7)
- [5] Isabelle Augenstein, Timothy Baldwin, Meeyoung Cha, Tanmoy Chakraborty, Giovanni Luca Ciampaglia, David Corney, Renee DiResta, Emilio Ferrara, Scott Hale, Alon Halevy, et al. 2023. Factuality challenges in the era of large language models. *arXiv preprint arXiv:2310.05189* (2023). (Cited on 1)
- [6] Corey H Basch, Zoe Meleo-Erwin, Joseph Fera, Christie Jaime, and Charles E Basch. 2021. A global pandemic in the time of viral memes: COVID-19 vaccine misinformation and disinformation on TikTok. *Human vaccines & immunotherapeutics* 17, 8 (2021), 2373–2377. (Cited on 2)
- [7] Axel Bruns, Stephen Harrington, and Edward Hurcombe. 2020. ‘Corona? 5G? or both?’: the dynamics of COVID-19/5G conspiracy theories on Facebook. *Media International Australia* 177, 1 (Nov. 2020), 12–29. <https://doi.org/10.1177/1329878X20946113> Number: 1 Publisher: SAGE Publications Ltd. (Cited on 2)
- [8] Axel Bruns, Stephen Harrington, and Edward Hurcombe. 2021. Coronavirus Conspiracy Theories: Tracing Misinformation Trajectories from the Fringes to the Mainstream. In *Communicating COVID-19: Interdisciplinary Perspectives*, Monique Lewis, Eliza Govender, and Kate Holland (Eds.). Springer International Publishing, Cham, 229–249. https://doi.org/10.1007/978-3-030-79735-5_12 (Cited on 2)
- [9] J. Byford. 2011. *Conspiracy Theories: A Critical Introduction*. Springer. Google-Books-ID: m5Er9ELowQkC. (Cited on 1, 2)
- [10] Cameron Ballard, Ian Goldstein, Pulak Mehta, Genesis Smothers, Kejsi Take, Victoria Zhong, Rachel Greenstadt, Tobias Lauinger, and Damon McCoy. 2022. Conspiracy Brokers: Understanding the Monetization of YouTube Conspiracy Theories. *The Web Conference* (April 2022). <https://doi.org/10.1145/3485447.3512142> ARXIV_ID: 2205.15943 MAG ID: 4224309554 S2ID: 2c05d09446ae4755e58ba36ab8fba73eeb2cf28b. (Cited on 2)
- [11] Deptii D. Chaudhari and Ambika V. Pawar. 2022. A Systematic Comparison of Machine Learning and NLP Techniques to Unveil Propaganda in Social Media. *Journal of Information Technology Research* 15, 1 (June 2022), 1–14. <https://doi.org/10.4018/JITR.299384> Number: 1. (Cited on 1)
- [12] Jacob Cohen. 1960. A coefficient of agreement for nominal scales. *Educational and psychological measurement* 20, 1 (1960), 37–46. (Cited on 5)
- [13] Francesco Corso, Francesco Pierrì, and Gianmarco De Francisci Morales. 2024. What we can learn from TikTok through its Research API. *arXiv preprint arXiv:2402.13855* (2024). (Cited on 2)
- [14] Ahmad Diab, Rr Nefriana, and Yu-Ru Lin. 2024. Classifying Conspiratorial Narratives At Scale: False Alarms and Erroneous Connections. *arXiv preprint arXiv:2404.00141* (2024). (Cited on 4)
- [15] Karen M. Douglas and Robbie M. Sutton. 2023. What Are Conspiracy Theories? A Definitional Approach to Their Correlates, Consequences, and Communication. *Annual Review of Psychology* 74, 1 (2023), 271–298. <https://doi.org/10.1146/annurev-psych-032420-031329> _eprint: <https://doi.org/10.1146/annurev-psych-032420-031329>. (Cited on 2, 4)
- [16] Karen M. Douglas, Joseph E. Uscinski, Robbie M. Sutton, Aleksandra Cichocka, Turkyay Nefes, Chee Siang Ang, and Farzin Deravi. 2019. Understanding Conspiracy Theories. *Political Psychology* 40, S1 (2019), 3–35. <https://doi.org/10.1111/pops.12568> _eprint: <https://onlinelibrary.wiley.com/doi/pdf/10.1111/pops.12568>. (Cited on 2)
- [17] Adam M. Enders, Joseph E. Uscinski, Michelle I. Seelig, Casey A. Klofstad, Stefan Wuchty, John R. Funchion, Manohar N. Murthi, Kamal Premaratne, and Justin Stoler. 2023. The Relationship Between Social Media Use and Beliefs in Conspiracy Theories and Misinformation. *Political Behavior* 45, 2 (June 2023), 781–804. <https://doi.org/10.1007/s11109-021-09734-6> (Cited on 2)
- [18] Kristen Engel, Yiqing Hua, Taixiang Zeng, and Mor Naaman. 2022. Characterizing Reddit Participation of Users Who Engage in the QAnon Conspiracy Theories. *Proceedings of the ACM on Human-Computer Interaction* 6, CSCW1 (March 2022), 1–22. <https://doi.org/10.1145/3512900> (Cited on 2)
- [19] Amos Fong, Jon Roozenbeek, Danielle Goldwert, Steven Rathje, and Sander Van Der Linden. 2021. The language of conspiracy: A psychological analysis of speech used by conspiracy theorists and their followers on Twitter. *Group Processes & Intergroup Relations* 24, 4 (2021), 606–623. (Cited on 2)
- [20] Kiran Garimella, Gianmarco De Francisci Morales, Aristides Gionis, and Michael Mathioudakis. 2017. Quantifying Controversy in Social Media. <http://arxiv.org/abs/1507.05224> arXiv:1507.05224 [cs]. (Cited on 3)
- [21] Jennifer Golbeck, Matthew Mauriello, Brooke Auxier, Keval H. Bhanushali, Christopher Bonk, Mohamed Amine Bouzaghrane, Cody Buntain, Riya Chanduka, Paul Cheakalos, Jennine B. Everett, Waleed Falak, Carl Gieringer, Jack Graney, Kelly M. Hoffman, Lindsay Huith, Zhenya Ma, Mayanka Jha, Misbah Khan, Varsha Kori, Elo Lewis, George Mirano, William T. Mohn IV, Sean Mussenden, Tammie M. Nelson, Sean Mcwillie, Akshat Pant, Priya Shetye, Rusha Shrestha, Alexandra Steinheimer, Aditya Subramanian, and Gina Visnansky. 2018. Fake News vs Satire: A Dataset and Analysis. In *Proceedings of the 10th ACM Conference on Web Science (WebSci '18)*. Association for Computing Machinery, New York, NY, USA, 17–21. <https://doi.org/10.1145/3201064.3201100> (Cited on 2)
- [22] Irving J Good. 1953. The population frequencies of species and the estimation of population parameters. *Biometrika* 40, 3-4 (1953), 237–264. (Cited on 3)
- [23] Kamile Grusauskaite, Jaron Harambam, and Stef Aupers. 2022. Picturing Opaque Power: How Conspiracy Theorists Construct Oppositional Videos on YouTube. *Social Media + Society* 8, 2 (April 2022), 20563051221089568. <https://doi.org/10.1177/20563051221089568> Publisher: SAGE Publications Ltd. (Cited on 2)
- [24] Asmelash Tekla Hadgu, Kiran Garimella, and Ingmar Weber. 2013. Political hashtag hijacking in the US. In *Proceedings of the 22nd international conference on world wide web*. 55–56. (Cited on 5)
- [25] Muhammad Haroon, Magdalena Wojcieszak, Anshuman Chhabra, Xin Liu, Prasant Mohapatra, and Zubair Shafiq. 2023. Auditing YouTube’s recommendation system for ideologically congenial, extreme, and problematic recommendations. *Proceedings of the National Academy of Sciences* 120, 50 (Dec. 2023), e2213020120. <https://doi.org/10.1073/pnas.2213020120> Publisher: Proceedings of the National Academy of Sciences. (Cited on 2)
- [26] Homa Hosseinmardi, Amir Ghasemian, Miguel Rivera-Lanas, Manoel Horta Ribeiro, Robert West, and Duncan J. Watts. 2024. Causally estimating the effect of YouTube’s recommender system using counterfactual bots. *Proceedings of the National Academy of Sciences* 121, 8 (Feb. 2024), e2313377121. <https://doi.org/10.1073/pnas.2313377121> Publisher: Proceedings of the National Academy of Sciences. (Cited on 2)
- [27] Albert Q Jiang, Alexandre Sablayrolles, Arthur Mensch, Chris Bamford, Devendra Singh Chaplot, Diego de las Casas, Florian Bressand, Gianna Lengyel, Guillaume Lample, Lucile Saulnier, et al. 2023. Mistral 7B. *arXiv preprint arXiv:2310.06825* (2023). (Cited on 4)
- [28] Kshitij Kokkera, Aileen Chen, Chythra Malapati, Alex Demchenko, and Carol Fung. 2023. A Study on the Conspiracy Theory Propagation Network on Twitter. In *NOMS 2023-2023 IEEE/IFIP Network Operations and Management Symposium*. 1–9. <https://doi.org/10.1109/NOMS56928.2023.10154285> ISSN: 2374-9709. (Cited on 2)
- [29] Yinhan Liu, Myle Ott, Naman Goyal, Jingfei Du, Mandar Joshi, Danqi Chen, Omer Levy, Mike Lewis, Luke Zettlemoyer, and Veselin Stoyanov. 2019. RoBERTa: A Robustly Optimized BERT Pretraining Approach. *CoRR* abs/1907.11692 (2019). arXiv:1907.11692 <http://arxiv.org/abs/1907.11692> (Cited on 6, 10)
- [30] Ariadna Matamoros-Fernández and Johan Farkas. 2021. Racism, hate speech, and social media: A systematic review and critique. *Television & new media* 22, 2 (2021), 205–224. (Cited on 1)
- [31] Matteo Cinelli, Gabriele Etta, Michele Avalle, Alessandro Quattrociocchi, Niccolò Di Marco, Carlo Valensise, Alessandro Galeazzi, and Walter Quattrociocchi. 2022. Conspiracy theories and social media platforms. *Current opinion in psychology* (June 2022), 101407–101407. <https://doi.org/10.1016/j.copsyc.2022.101407> MAG ID: 4283717058 S2ID: 558f7f1a6db1e70e1c2780b22460a5a3cd40528. (Cited on 2)
- [32] Marcel Meuer, Aileen Oeberst, and Roland Imhoff. 2023. How do conspiratorial explanations differ from non-conspiratorial explanations? A content analysis of real-world online articles. *European Journal of Social Psychology* 53, 2 (2023), 288–306. <https://doi.org/10.1002/ejsp.2903> Number: 2 _eprint: <https://onlinelibrary.wiley.com/doi/pdf/10.1002/ejsp.2903>. (Cited on 2)
- [33] Corrado Monti, Matteo Cinelli, Carlo Valensise, Walter Quattrociocchi, and Michele Starnini. 2023. Online conspiracy communities are more resilient to deplatforming. *PNAS Nexus* 2, 10 (Oct. 2023), pgad324. <https://doi.org/10.1093/pnasnexus/pgad324> (Cited on 2)
- [34] Samantha C. Phillips, Lynnette Hui Xian Ng, and Kathleen M. Carley. 2022. Hoaxes and Hidden agendas: A Twitter Conspiracy Theory Dataset: Data Paper. In *Companion Proceedings of the Web Conference 2022 (WWW '22)*. Association for Computing Machinery, New York, NY, USA, 876–880. <https://doi.org/10.1145/3487553.3524665> (Cited on 2)
- [35] Konstantin Pogorelov, Daniel Thilo Schroeder, Petra Filkuková, Stefan Brenner, and Johannes Langguth. 2021. WICO Text: A Labeled Dataset of Conspiracy Theory and 5G-Corona Misinformation Tweets. In *Proceedings of the 2021 Workshop on Open Challenges in Online Social Networks (OASIS '21)*. Association for Computing Machinery, New York, NY, USA, 21–25. <https://doi.org/10.1145/3472720.3483617> (Cited on 2)
- [36] Anne Quaranto. 2022. Dog whistles, covertly coded speech, and the practices that enable them. *Synthese* 200, 4 (2022), 330. (Cited on 5)
- [37] Alec Radford, Jong Wook Kim, Tao Xu, Greg Brockman, Christine McLeavey, and Ilya Sutskever. 2023. Robust speech recognition via large-scale weak supervision. In *International Conference on Machine Learning*. PMLR, 28492–28518. (Cited on 4)
- [38] Daniel Romer and Kathleen Hall Jamieson. 2020. Conspiracy theories as barriers to controlling the spread of COVID-19 in the U.S. *Social Science & Medicine* 263 (Oct. 2020), 113356. <https://doi.org/10.1016/j.socscimed.2020.113356> (Cited on 2)
- [39] Mattia Samory and Tanushree Mitra. 2018. Conspiracies Online: User Discussions in a Conspiracy Community Following Dramatic Events. *Proceedings of the International AAAI Conference on Web and Social Media* 12, 1 (June 2018). <https://doi.org/10.1609/icwsm.v12i1.15039> Number: 1. (Cited on 2)
- [40] Shadi Shahsavari, Pavan Holur, Tianyi Wang, Timothy R. Tangherlini, and Vwani Roychowdhury. 2020. Conspiracy in the time of corona: automatic detection of emerging COVID-19 conspiracy theories in social media and the news. *Journal*

- of *Computational Social Science* 3, 2 (Nov. 2020), 279–317. <https://doi.org/10.1007/s42001-020-00086-5> (Cited on 2)
- [41] Dominic Spohr. 2017. Fake news and ideological polarization: Filter bubbles and selective exposure on social media. *Business information review* 34, 3 (2017), 150–160. (Cited on 1)
- [42] Robbie M Sutton and Karen M Douglas. 2020. Conspiracy theories and the conspiracy mindset: implications for political ideology. *Current Opinion in Behavioral Sciences* 34 (Aug. 2020), 118–122. <https://doi.org/10.1016/j.cobeha.2020.02.015> (Cited on 2)
- [43] Timothy R. Tangherlini, Shadi Shahsavari, Behnam Shahbazi, Ehsan Ebrahimzadeh, and Vwani Roychowdhury. 2020. An automated pipeline for the discovery of conspiracy and conspiracy theory narrative frameworks: Bridgegate and storytelling on the web. *PLOS ONE* 15, 6 (June 2020), e0233879. <https://doi.org/10.1371/journal.pone.0233879> Publisher: Public Library of Science. (Cited on 2)
- [44] Gemma Team, Thomas Mesnard, Cassidy Hardin, Robert Dadashi, Surya Bhupatiraju, Shreya Pathak, Laurent Sifre, Morgane Rivière, Mihir Sanjay Kale, Juliette Love, et al. 2024. Gemma: Open models based on gemini research and technology. *arXiv preprint arXiv:2403.08295* (2024). (Cited on 4)
- [45] Petter Törnberg. 2024. Best Practices for Text Annotation with Large Language Models. *arXiv preprint arXiv:2402.05129* (2024). (Cited on 5)
- [46] Joseph E. Uscinski, Karen Douglas, and Stephan Lewandowsky. 2017. Climate Change Conspiracy Theories. In *Oxford Research Encyclopedia of Climate Science*. Oxford University Press. <https://doi.org/10.1093/acrefore/9780190228620.013.328> (Cited on 1)
- [47] Ye-Yi Wang, Alex Acero, and Ciprian Chelba. 2003. Is word error rate a good indicator for spoken language understanding accuracy. In *2003 IEEE workshop on automatic speech recognition and understanding (IEEE Cat. No. 03EX721)*. IEEE, 577–582. (Cited on 4)
- [48] Jason Wei, Xuezhi Wang, Dale Schuurmans, Maarten Bosma, Fei Xia, Ed Chi, Quoc V Le, Denny Zhou, et al. 2022. Chain-of-thought prompting elicits reasoning in large language models. *Advances in neural information processing systems* 35 (2022), 24824–24837. (Cited on 4)
- [49] Gabriel Weimann and Natalie Masri. 2023. Research note: Spreading hate on TikTok. *Studies in conflict & terrorism* 46, 5 (2023), 752–765. (Cited on 1, 2)
- [50] Jing Zeng and D Bondy Valdovinos Kaye. 2022. From content moderation to visibility moderation: A case study of platform governance on TikTok. *Policy & Internet* 14, 1 (2022), 79–95. (Cited on 1)
- [51] Marco Zenone and Timothy Caulfield. 2022. Using data from a short video social media platform to identify emergent monkeypox conspiracy theories. *JAMA Network Open* 5, 10 (2022), e2236993–e2236993. (Cited on 1, 2)
- [52] Caleb Ziem, William Held, Omar Shaikh, Jiaao Chen, Zhehao Zhang, and Diyi Yang. 2024. Can large language models transform computational social science? *Computational Linguistics* 50, 1 (2024), 237–291. (Cited on 1, 7)

A APPENDIX

A.1 Hashtags enrichment

In Table 1 we provide the list of the nine LOCO seeds (plus the *conspiracy* keyword) that we used as hashtags for the enrichment process. Together with the list we provide a brief description of the seeds.

A.2 Evaluation of Whisper accuracy

We manually encoded the transcriptions of a set of 100 videos drawn randomly from our sample. We then compared the manual encoding with what was provided by the API and what was produced by the Whisper model. In fig. 11 we show the distribution of the WER score between the manual encoding and the Whisper transcription. We see that the median of the distribution sits around 0.15, which is a more than acceptable score.

A.3 Randomness in LLMs experiments

We challenge the consistency of the model by providing different seeds during the classification process. By setting the seed, we ensure that the random processes are not entirely random, thus

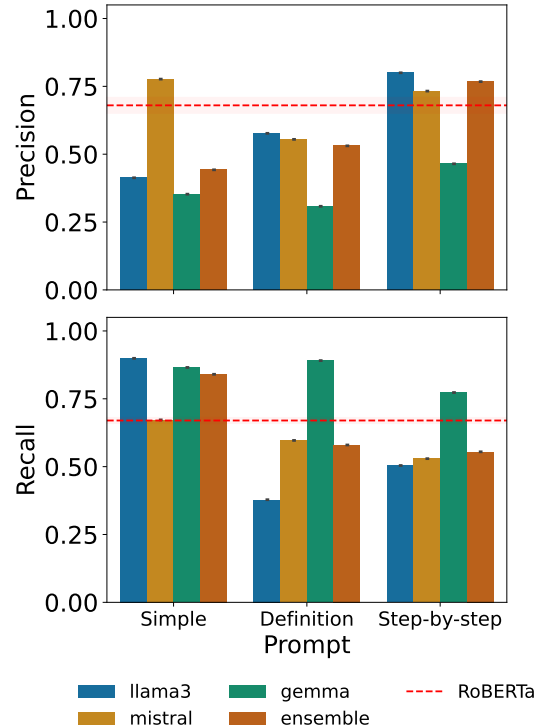


Figure 10: Aggregated results on the positive class of the unbalanced classification experiment with distant labels, for the three prompts and the three models plus the ensemble, across all seeds. The red line is the result of the cross-validation with C.I 95%.

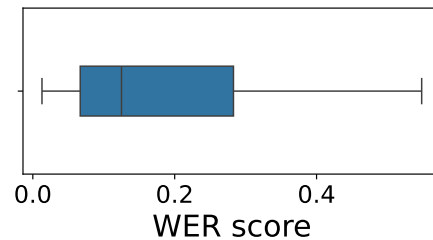


Figure 11: WER score distribution between the Whisper encoded videos and manual encoding.

making them reproducible. We list the seeds we used in our classification process: 123, 42, 37,57, 50, 73, 0, 69, 25, 100, 12, 4, 49, 420, 17, 444, 1111, 7, 8, 26, 10, 33, 666, 777, 1999

A.4 Fine-tuning RoBERTa

As a baseline, we opted to use RoBERTa [29], which available on HuggingFace. We employed the default training pipeline provided by the transformers library and we used both the balanced and unbalanced dataset with distant labels during the fine-tuning process. We performed a 5-fold cross-validation with a split equal to

Seed	Description
conspiracy	General seed of the topic
flatearth	The flat Earth conspiracy theory posits that the Earth is not a sphere but a flat, disc-shaped plane, contrary to centuries of scientific evidence and exploration.
qanon	The QAnon conspiracy theory alleges that a secret cabal of Satan-worshipping pedophiles, including prominent politicians and celebrities, is controlling the world and that former President Donald Trump is working to dismantle this group.
newworldorder	The New World Order conspiracy theory asserts that a clandestine group of powerful elites is conspiring to establish a single, global government that would control all aspects of life and suppress individual freedoms.
chemtrails	The chemtrails conspiracy theory claims that the trails left by aircraft in the sky, known as contrails, are actually chemicals being deliberately sprayed for nefarious purposes, such as weather manipulation, population control, or biological warfare.
mindcontrol	The mind control conspiracy theory suggests that governments, corporations, or other powerful entities are using advanced technologies or psychological techniques to manipulate and control the thoughts, behaviors, and perceptions of individuals.
reptilian	The reptilian conspiracy theory posits that shape-shifting reptilian aliens, disguised as humans, are controlling the world by infiltrating positions of power in government, media, and industry.
bigfoot	The Bigfoot conspiracy theory suggests that the existence of Bigfoot, a large, ape-like creature said to inhabit remote forests, is being deliberately covered up by governments or other authorities. Proponents believe that evidence of Bigfoot’s existence is suppressed to prevent public knowledge
illuminati	The Illuminati conspiracy theory asserts that a secret society called the Illuminati is covertly orchestrating global events and manipulating governments, economies, and media to establish a New World Order.
ufo	The UFO conspiracy theory claims that governments, particularly the U.S. government, are hiding evidence of unidentified flying objects (UFOs) and extraterrestrial life from the public.

Table 1: Seeds extracted from LOCO and employed as hashtags for the enrichment process along with a brief description of the theory.

70-30 during the training procedure and averaged the best results of each fold. Each iteration was made of 5 epochs, with a learning rate $\alpha = 2 \times 10^{-5}$.

A.5 Additional classification results

In fig. 10 we show the classification results for the positive class with the unbalanced dataset and distant labels. In Table 2 we list

instead all the results for the negative class. In fig. 12 we show the trends for Precision and Recall in **C3**. We see that there are similar behaviors to the **C1** case analyzed in section 4. We show that generally giving longer texts increase the metrics. In some cases though it seems that too long texts (**Q4**) perform worse than slightly shorter ones (**Q3**) in Precision and Recall.

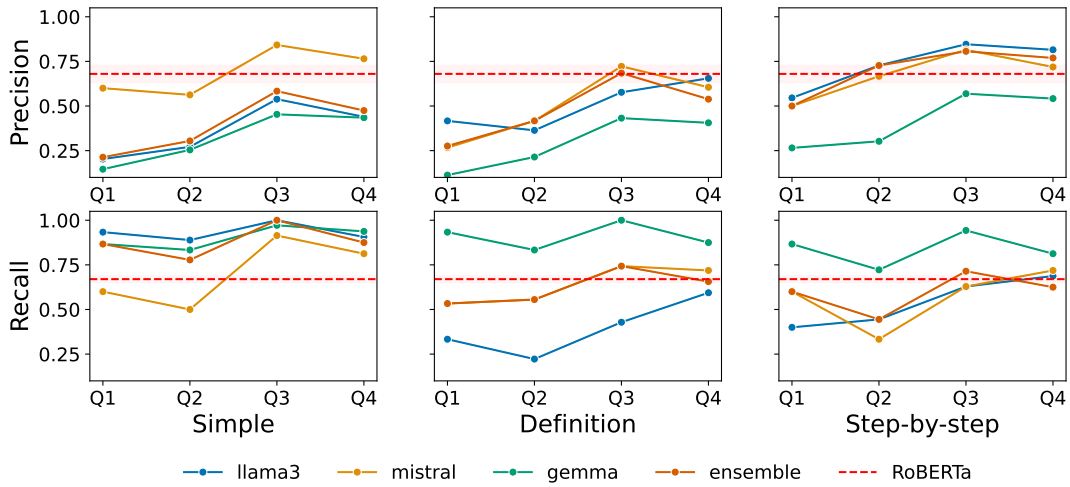


Figure 12: Aggregated results on the positive class (conspiracy videos) of the unbalanced classification experiment with manual labels (C3), for the three prompts and the three models plus the ensemble, across all seeds, split by quartiles on the distribution of the length of the transcriptions in words. The red line is the result of the cross-validation with C.I 95%. Q1 = 210 words, Q2 = 325 words, Q3 = 472 words, Q4 = 1919 words.

Models	Balanced with distant labels						Unbalanced with distant labels						Unbalanced with manual labels					
	Precision			Recall			Precision			Recall			Precision			Recall		
	SP	DP	SBS	SP	DP	SBS	SP	DP	SBS	SP	DP	SBS	SP	DP	SBS	SP	DP	SBS
LLama3	0.84	0.58	0.62	0.81	0.96	0.98	0.98	0.92	0.98	0.81	0.96	0.98	0.99	0.93	0.95	0.80	0.96	0.98
Mistral	0.72	0.63	0.62	0.97	0.81	0.90	0.95	0.94	0.94	0.97	0.80	0.91	0.97	0.96	0.95	0.97	0.81	0.91
Gemma	0.83	0.84	0.74	0.77	0.67	0.86	0.97	0.98	0.97	0.77	0.69	0.87	0.99	0.99	0.98	0.76	0.66	0.86
Ensemble	0.80	0.66	0.65	0.84	0.92	0.98	0.97	0.93	0.94	0.84	0.93	0.98	0.99	0.95	0.95	0.84	0.92	0.97
RoBERTa	0.88 ± 0.02			0.86 ± 0.03			0.95 ± 0.01			0.97 ± 0.01			0.95 ± 0.01			0.97 ± 0.01		

Table 2: Classification results for the negative (not conspiracy) label, for the different LLM configurations with the balanced dataset(Left), unbalanced with distant labels(Center) and unbalanced with manual labels(Right). SP = Simple Prompt, DP = Definition Prompt, SBS = Step-by-step prompt.