

# On the Uniqueness of the Approximate Analytical Solution of the Surf-Riding Threshold in the IMO Second Generation Intact Stability Criteria

Masahiro Sakai · Naoya Umeda

Received: date / Accepted: date

**Abstract** The International Maritime Organization developed the Second Generation Intact Stability Criteria (SGISC) with the objective of mitigating maritime incidents attributable to roll motion. Given that surf-riding precedes broaching, the SGISC uses vulnerability criteria for broaching based on surf-riding dynamics. The surf-riding threshold is derived by Melnikov's method in the level-2 vulnerability criterion. In this paper, the authors discuss the uniqueness of the approximate analytical solutions to be used as the surf-riding threshold in the SGISC and based on the relationship between Melnikov's analysis and its physical interpretation.

**Keywords** Surf-riding · Melnikov's method · IMO Second Generation Intact Stability Criteria · Unique solution

## 1 Introduction

The International Maritime Organization (IMO) developed the Second Generation Intact Stability Criteria (SGISC) with the objective of mitigating maritime incidents attributable to roll motion. The interim guidelines for the SGISC were completed by the IMO's Subcommittee on Ship Design and Construction in 2020 [3] and are currently undergoing a trial period. The SGISC assess five dynamic stability failure modes, including broaching, parametric roll, pure loss of stability, dead ship condition, and excessive acceleration. Broaching occurs when a ship cannot maintain a straight course despite maximum steering efforts, with the resulting centrifugal force causing a severe heel moment. Given that surf-riding precedes broaching, the SGISC uses level-1 and level-2 vulnerability criteria for broaching based

on surf-riding dynamics [3, 4]. For further theoretical details on the vulnerability criteria, refer to [9, 14].

Grim [1] indicated that a surf-riding boundary coincides with the trajectory connecting two unstable equilibrium points. This phenomenon is termed a heteroclinic bifurcation in nonlinear dynamical systems theory. Makov [10] substantiated Grim's theory by illustrating surf-riding phase planes and discovered that a self-propelled ship experiences surf-riding independently of the initial phase plane condition once the heteroclinic bifurcation occurs. Consequently, the heteroclinic bifurcation is regarded as the surf-riding threshold in the SGISC. Previous research has employed Melnikov's method [2] as an approximate analytical solution method for estimating heteroclinic bifurcations. Kan [6] used Melnikov's method [2] on an uncoupled surge model with locally linearised calm-water resistance. Spyrou [12] provided an exact analytical solution for the heteroclinic bifurcation of an uncoupled surge model with quadratic calm-water resistance, and additionally, Spyrou [13] applied Melnikov's method to a surge model with cubic calm-water resistance. Maki et al. [7, 8] concluded these studies by applying Melnikov's method to an uncoupled surge model with general polynomial calm-water resistances, determining both lower and upper surf-riding thresholds, and validating these results through numerical bifurcation analysis and free-running model experiments. For further experimental validation of surf-riding estimates or the level-2 vulnerability criterion, refer to [5, 15].

The IMO adopted the method proposed by Maki et al. [7, 8] for the level-2 vulnerability criterion [3, 4], recommending the use of a numerical iteration method to solve the surf-riding threshold derived by Melnikov's method. However, if we use a numerical iteration method, some uncertainties remain, such as the uniqueness and convergence of the solutions. Sakai et al. [11] remarked that the surf-riding threshold can be obtained as a solution to a quadratic equa-

Masahiro Sakai · Naoya Umeda  
Graduate School of Engineering, Osaka University, 2-1 Yamadaoka,  
Suita, Osaka 565-0871, Japan  
E-mail: sakai@naoe.eng.osaka-u.ac.jp

tion when the propeller thrust coefficient is represented by a quadratic polynomial. Responding to their work, the approach based on the solution to a quadratic equation was added to the explanatory notes to the SGISC [4]. It could make us possible to exclude any uncertainties of the numerical iteration method. For this purpose, this study attempts to prove the uniqueness of the approximate analytical solution to be used as the surf-riding threshold in the SGISC and examines the relationship between the analytical solution and its physical interpretation.

The initial results of the investigation presented in this paper were previously described by Sakai et al. [11]. In this paper, the results are presented more extensively, with more details, and also with new remarks.

## 2 Surf-Riding Threshold by Melnikov's method

In this section, the authors briefly explain the level-2 vulnerability criterion for broaching in the SGISC. The uncoupled surge equation used is

$$(m + m_x) \ddot{\xi}_G + [R(u) - T_e(u; n)] - X_w(\xi_G) = 0 \quad (1)$$

Here,  $m$  is the mass of the ship,  $m_x$  is the added mass in surge of the ship,  $\xi_G$  is the relative position of the ship centre of gravity from a wave trough where the wave propagating direction is set as positive,  $R(u)$  is the calm-water resistance as a function of the ship instantaneous forward speed  $u$ ,  $T_e(u; n)$  is the effective propeller thrust as a function of  $u$  and number of revolutions of the propeller(s)  $n$ , and  $X_w$  is the wave-induced surge force. In this equation, the variation in thrust due to wave particle velocity and higher-order terms, such as the added resistance in waves, are ignored.

When a ship surf-rides a wave at  $\xi_G = \xi_{G,SR}$ , the ship runs at the same speed as the wave celerity  $c_w$ , and the resistance, effective thrust and wave-induced surge force are balanced. In other words, the existence of  $n$  satisfying Eq. (2) is a necessary condition for surf-riding.

$$-R(c_w) + T_e(c_w; n) + X_w(\xi_{G,SR}) = 0 \quad (2)$$

Note that surf-riding could occur for any initial conditions if  $n$  is in a certain range, and the boundaries are global bifurcation points, termed the heteroclinic bifurcation. In the level-2 vulnerability criterion, the ship is considered vulnerable to broaching if  $n$  exceeds  $n_{cr}$ . Here,  $n_{cr}$  represents the lower value among the revolution numbers of the propeller(s) that correspond to the two heterophilic bifurcation points.

Melnikov's method is used to obtain the heteroclinic bifurcation point, which is the surf-riding threshold. It is an approximate analytical method for obtaining homoclinic or heteroclinic orbits in nonlinear dynamical systems. Maki et al. [7] derived the equations of  $n_{cr}$  using Melnikov's method.

They approximated  $R(u)$  and  $T_e(u; n)$  with  $N$ th-degree polynomials of  $u$  and  $J$  as

$$R(u) = \sum_{i=0}^N r_i u^i \quad (3)$$

$$J(u; n) = \frac{(1 - w_p) u}{nD} \quad (4)$$

$$K_T(J(u; n)) = \sum_{i=0}^N \kappa_i J(u; n)^i \quad (5)$$

$$\begin{aligned} T_e(u; n) &= (1 - t_p) \rho n^2 D^4 K_T(J(u; n)) \\ &= \sum_{i=0}^N \kappa_i (1 - t_p) (1 - w_p)^i \rho D^{4-i} n^{2-i} u^i \end{aligned} \quad (6)$$

Here,  $w_p$  is the effective wake fraction,  $t_p$  is the thrust deduction coefficient,  $\rho$  is the density of the fluid,  $D$  is the propeller diameter,  $J$  is the advance constant and  $K_T(J)$  is the propeller thrust coefficient as a function of  $J$ . Here,  $u$  is calculated as

$$u = c_w + \dot{\xi}_G \quad (7)$$

Assuming

$$X_w \simeq -f \sin(k \xi_G) \quad (8)$$

and substituting Eqs. (3) and (6) to (8) into Eq. (1) yield

$$\begin{aligned} (m + m_x) \ddot{\xi}_G + \sum_{i=1}^N \sum_{j=1}^i c_i(n) \binom{i}{j} c_w^{i-j} \dot{\xi}_G^j \\ = -R(c_w) + T_e(c_w; n) - f \sin(k \xi_G) \end{aligned} \quad (9)$$

where

$$c_i(n) = -\frac{(1 - t_p) (1 - w_p)^i \rho \kappa_i}{n^{i-2} D^{i-4}} + r_i \quad (10)$$

Here,  $\binom{i}{j}$  indicates the binomial coefficient. Applying Melnikov's method to Eq. (9) yields

$$2\pi \frac{T_e(c_w; n_{cr}) - R(c_w)}{f} = \sum_{i=1}^N \sum_{j=1}^i C_{ij}(n_{cr}) \cdot (-2)^j I_j \quad (11)$$

where

$$C_{ij}(n_{cr}) = c_i(n_{cr}) \cdot \frac{1}{f k^j} \binom{i}{j} \frac{(f k)^{\frac{j}{2}}}{(m + m_x)^{\frac{j}{2}}} c_w^{i-j} \quad (12)$$

$$I_j = 2\sqrt{\pi} \frac{\Gamma\left(\frac{j+1}{2}\right)}{\Gamma\left(\frac{j+2}{2}\right)} \quad (13)$$

Here,  $f$  is the amplitude of the wave-induced surge force,  $k$  is the wave number calculated as  $\frac{2\pi}{\lambda}$ ,  $\lambda$  is the wave length, and  $\Gamma$  indicates the Gamma function.

$R(u)$  and  $K_T(J)$  are approximated by quintic and quadratic polynomials, respectively, in the level-2 vulnerability criterion.

### 3 Quadratic Equation for the surf-riding threshold

$K_T(J)$  is often approximated by a quadratic polynomial in the field of naval architecture, namely,

$$\kappa_i = 0 \quad (i \neq 0, 1, 2) \quad (14)$$

In the context of surf-riding, it is reasonable to assume  $u, n \in \mathbb{R}_{\geq 0}$ , and in this region, the values of  $\kappa_i$  satisfy with

$$\kappa_0 > 0 \quad (15)$$

$$\kappa_2 < 0 \quad (16)$$

$\kappa_0$  should be positive because  $K_T$  should be positive when  $J = 0$ , that is,  $u = 0$  and  $n > 0$ .  $\kappa_2$  should be negative because  $\kappa_2$  should represent the  $K_T$  reduction when  $J$  is large enough. Then, Eq. (6) can be rewritten as

$$T_e(u; n) = \tau_0 n^2 + \tau_1 n u + \tau_2 u^2 \quad (17)$$

where

$$\tau_0 = \kappa_0 (1 - t_p) \rho D^4 > 0 \quad (18)$$

$$\tau_1 = \kappa_1 (1 - t_p) (1 - w_p) \rho D^3 \quad (19)$$

$$\tau_2 = \kappa_2 (1 - t_p) (1 - w_p)^2 \rho D^2 < 0 \quad (20)$$

Assuming  $N > 2$ , Eq. (10) becomes

$$c_i(n) = \begin{cases} -\tau_1 n + r_1 & (i = 1) \\ -\tau_2 + r_2 & (i = 2) \\ r_i & (i = 3, 4, \dots, N) \\ 0 & (i \neq 1, 2, \dots, N) \end{cases} \quad (21)$$

The right-hand side of Eq. (11) can be rewritten as

$$\begin{aligned} & \sum_{i=1}^N \sum_{j=1}^i C_{ij}(n_{cr}) \cdot (-2)^j I_j \\ &= 8 \frac{\tau_1 n_{cr} - r_1}{\sqrt{fk(m+m_x)}} \\ &+ \sum_{j=1}^2 (-\tau_2 + r_2) \frac{1}{fk^j} \binom{i}{j} \frac{(fk)^{\frac{j}{2}}}{(m+m_x)^{\frac{j}{2}}} c_w^{i-j} \cdot (-2)^j I_j \\ &+ \sum_{i=3}^N \sum_{j=1}^i r_i \frac{1}{fk^j} \binom{i}{j} \frac{(fk)^{\frac{j}{2}}}{(m+m_x)^{\frac{j}{2}}} c_w^{i-j} \cdot (-2)^j I_j \end{aligned} \quad (22)$$

As a result of assuming  $K_T(J)$  is quadratic, the right-hand side of Eq. (11) becomes a 1st-degree polynomial of  $n_{cr}$ , and the left-hand side of Eq. (11) becomes a 2nd-degree polynomial of  $n_{cr}$ . Therefore, the surf-riding threshold can be estimated using a quadratic equation. Note that the discussion in this section is independent of the degree of polynomial of the calm-water resistance  $R(u)$ . Consequently, the surf-riding threshold can be derived by solving a quadratic equation in the level-2 vulnerability criterion.

### 4 Physical Interpretation of Melnikov's Method for Surf-Riding Threshold

Substituting Eq. (7) into Eq. (1) yeilds

$$(m+m_x) \ddot{\xi}_G + [R(u) - T_e(u; n)] + f \sin(k\xi_G) = 0 \quad (23)$$

and this can be re-written as

$$\frac{1}{\sqrt{\frac{fk}{m+m_x}}} k \ddot{\xi}_G + \frac{R(u) - T_e(u; n)}{f} + \sin(k\xi_G) = 0 \quad (24)$$

Putting

$$y = k\xi_G \quad (25)$$

$$\tau = \sqrt{\frac{fk}{m+m_x}} t \quad (26)$$

nondimensionalizes Eq. (24) as

$$\frac{d^2 y}{d\tau^2} + \sin y = \frac{T_e(u; n) - R(u)}{f} \quad (27)$$

Here,  $u$  is still used in Eq. (27) in order to make the following discussion clear. The Hamiltonian part of Eq. (27) is

$$\frac{d^2 y}{d\tau^2} + \sin y = 0 \quad (28)$$

and the trajectory that connects  $y = \pm\pi$  on the lower side of the vector field is

$$\frac{dy}{d\tau} = -2 \cos\left(\frac{y}{2}\right) \triangleq v \quad (29)$$

Fig. 1 shows the schematic view of the heteroclinic orbit of Eq. (27). Here,  $\mathbf{X}_0, \mathbf{X}_1 \in \mathbb{R}^2$  are saddle-type equilibria (unstable surf-riding), and  $I_0$ , which connects  $\mathbf{X}_0$  and  $\mathbf{X}_1$ , is the heteroclinic orbit. Maki et al. [7] obtained the Melnikov function  $M(n)$  by approximating the heteroclinic orbit by the trajectory given by Eq. (29) as

$$M(n) \triangleq \int_{-\infty}^{\infty} v \left( \frac{T_e(u; n) - R(u)}{f} \right) d\tau \quad (30)$$

In this integral, the integral interval represents that the heteroclinic orbit takes infinite time, and the integrand is proportional to the power generated by  $T_e$  and  $R$ . Under the surf-riding, the ship complies with Eq. (2). Substituting Eq. (8) into Eq. (2) yeilds

$$-R(c_w) + T_e(c_w; n) - f \sin(\xi_{G,SR}) = 0 \quad (31)$$

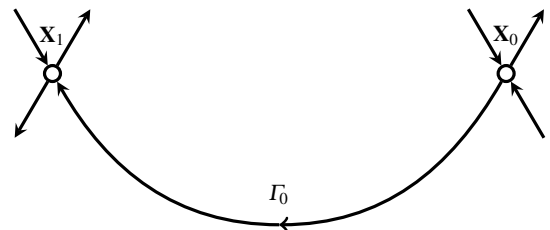


Fig. 1: Schematic view of heteroclinic orbit

If  $n$  is enough large to satisfy Eq. (31), the unstable surf-riding  $\mathbf{X}_l$  ( $l$  is an integer) is

$$\mathbf{X}_l = \begin{pmatrix} \xi_{G,SR} \\ \xi_{G,SR} \end{pmatrix} = \begin{pmatrix} \arcsin\left(\frac{T_e(c_w; n) - R(c_w)}{f}\right) - 2\pi l \\ 0 \end{pmatrix} \quad (32)$$

Since the potential energy due to  $f \sin(k\xi_G)$  at the unstable equilibria is the same, Eq. (27) requires that the work done by the calm-water resistance  $R$  and the effective propeller thrust  $T_e$  must be zero in total along the heteroclinic bifurcation. Therefore, in the framework of Melnikov's method, the heteroclinic bifurcation (surf-riding threshold  $n_{cr}$ ) can be estimated by  $M(n_{cr}) = 0$ . Therefore,  $n_{cr}$  is derived with

$$\int_{-\infty}^{\infty} v T_e(u; n_{cr}) d\tau = \int_{-\infty}^{\infty} v R(u) d\tau \quad (33)$$

Substituting Eq. (29) into Eq. (33), changing variables, and dividing the both-sides with  $-2\pi$  yield

$$\frac{1}{2\pi} \int_{-\pi}^{\pi} T_e(u; n_{cr}) dy = \frac{1}{2\pi} \int_{-\pi}^{\pi} R(u) dy \quad (34)$$

The ship instantaneous forward speed  $u$  used for the integral in Eq. (34) is defined by Eq. (7) and is transformed in the framework of Melnikov's method as

$$\begin{aligned} u &= c_w + \dot{\xi}_G \\ &= c_w + \sqrt{\frac{f}{k(m+m_x)}} \frac{dy}{d\tau} \\ &= c_w - 2\sqrt{\frac{f}{k(m+m_x)}} \cos\left(\frac{y}{2}\right) \end{aligned} \quad (35)$$

Based on the linear deep-water dispersion relation,  $c_w$  is

$$c_w = \sqrt{\frac{g}{k}} \quad (36)$$

Here,  $g$  is the gravitational acceleration.

## 5 Uniqueness of the surf-riding threshold

This section demonstrates the uniqueness of the surf-riding threshold in the framework of Melnikov's method. First, the authors start with the quadratic  $K_T(J)$ , which is adopted in the level-2 vulnerability criterion for broaching in the SGISC. Substituting Eq. (17) into Eq. (34) yields

$$\frac{1}{2\pi} \int_{-\pi}^{\pi} (\tau_0 n_{cr}^2 + \tau_1 u n_{cr} + \tau_2 u^2) dy = \frac{1}{2\pi} \int_{-\pi}^{\pi} R(u) dy \quad (37)$$

The left-hand side is the quadratic function with  $n_{cr}$ . Since the following definite integrals with respect to  $y$  are calculated as

$$\frac{1}{2\pi} \int_{-\pi}^{\pi} dy = 1 \quad (38)$$

$$\frac{1}{2\pi} \int_{-\pi}^{\pi} u dy = c_w - \frac{4}{\pi} \sqrt{\frac{f}{k(m+m_x)}} \triangleq \mathbb{E}[u] \quad (39)$$

$$\begin{aligned} \frac{1}{2\pi} \int_{-\pi}^{\pi} u^2 dy &= c_w^2 - \frac{8}{\pi} c_w \sqrt{\frac{f}{k(m+m_x)}} + 2 \frac{f}{k(m+m_x)} \\ &\triangleq \mathbb{E}[u^2] > 0 \end{aligned} \quad (40)$$

Eq. (37) is rewritten as

$$\begin{aligned} \tau_0 n_{cr}^2 + \tau_1 \mathbb{E}[u] n_{cr} + \tau_2 \mathbb{E}[u^2] &= \frac{1}{2\pi} \int_{-\pi}^{\pi} R(u) dy \\ \Leftrightarrow \tau_0 \left( n_{cr} - \frac{-\tau_1 \mathbb{E}[u]}{2\tau_0} \right)^2 - \tau_0 \left\{ \frac{(\tau_1 \mathbb{E}[u])^2}{4\tau_0^2} + \frac{-\tau_2 \mathbb{E}[u^2]}{\tau_0} \right\} \\ &= \frac{1}{2\pi} \int_{-\pi}^{\pi} R(u) dy \end{aligned} \quad (41)$$

Since  $\tau_0$  is positive as shown in Eq. (18), and since  $\tau_2$  is negative as shown in Eq. (20), the left-hand side is a convex downward quadratic function that is negative when  $n_{cr}$  is zero. The schematic view of the solution of Eq. (41) is shown in Fig. 2 as the crossing points of the quadratic function (the left-hand side of Eq. (41)) and the straight line (the right-hand side of Eq. (41)). Obviously, Eq. (41) has two distinct real roots, one positive and the other negative if

$$\frac{1}{2\pi} \int_{-\pi}^{\pi} R(u) dy > \tau_2 \mathbb{E}[u^2] \quad (42)$$

However, when  $n_{cr}$  is negative and  $u$  is positive, that is, adverse rotation of the propeller with the ship moving forward, the effective thrust of the propellers becomes negative and the  $K_T$  for  $n \in \mathbb{R}_{\geq 0}$  is ineffective. Therefore, Eq. (41) always has a unique real  $n_{cr}$  regardless of the value of  $\tau_1$ .

In the above discussion, it was demonstrated that the surf-riding threshold can be uniquely determined if the  $K_T$  is approximated under the condition of  $n > 0$  and Eq. (42). Further discussion of the equivalent wave condition under which the unique surf-riding threshold is given is provided in the appendix, and it is confirmed that Eq. (42) is satisfied in most waves.

## 6 Physical Interpretation of the Uniqueness of the surf-riding threshold

The relationship between  $T_e$  and  $R(u)$ , as stated in Eq. (34), is used to discuss the physical interpretation of the unique surf-riding threshold. In the context of surf-riding, it is reasonable to assume  $u, n \in \mathbb{R}_{\geq 0}$ . Under these conditions,  $T_e$  can be assumed to have the following properties.

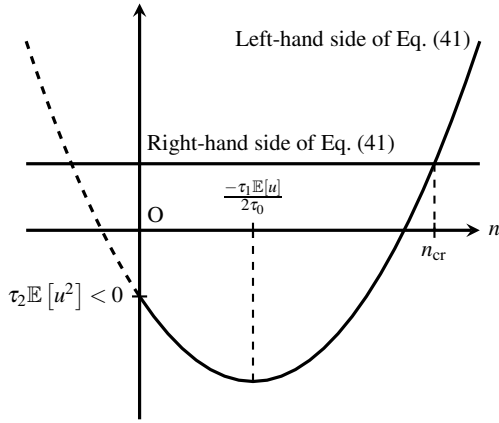


Fig. 2: Schematic view of the unique real solution of Eq. (41)

1.  $T_e$  increases monotonically with  $n$ .
2. When  $n = 0$ ,  $T_e$  has a negative finite value.

As in Section 5, the definite integral for the resistance on the right-hand side is constant with  $n$ . From the first point, the definite integral on the left-hand side of Eq. (34) increases monotonically with respect to  $n$ . The second point corresponds to the fact that the propeller generates a negative finite thrust when  $u > 0$  and  $n = 0$ . Therefore, Eq. (34) always has a unique positive solution. The schematic view is shown in Fig. 3. Although  $\frac{1}{2\pi} \int_{-\pi}^{\pi} T_e(u; n) dy$  does not always increase monotonically with small  $n$  in Fig. 2, this is simply due to the quadratic fitting of  $K_T$  with respect to  $J$ .

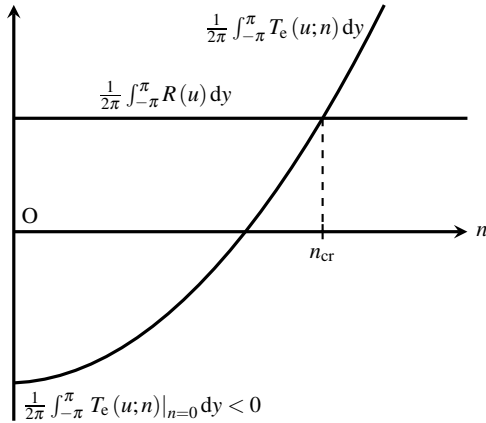


Fig. 3: Schematic view of the unique real solution of Eq. (34)

## 7 Conclusions

The authors discussed the uniqueness of the approximate analytical solution of the surf-riding threshold in the SGISC. The authors interpreted Melnikov's method in physical

terms, viewing it as a balance between the work done by effective thrust and resistance, and found that

1. the surf-riding threshold  $n_{cr}$  is obtained as the solution of a quadratic equation when  $K_T$  is expressed as a quadratic function of  $J$  as adopted in SGISC, which has two distinct real roots, one positive and the other negative;
2. the positive root is the unique surf-riding threshold if the right-hand side of Eq. (41) is positive;
3. in most of waves, the right-hand side of Eq. (41) is positive; and
4. the above does not depend on the approximation of the calm-water resistance  $R$ .

**Acknowledgements** The authors express great appreciation to Prof. Atsuo Maki of Osaka University for constructive suggestions and discussions. This study was supported by a Grant-in-Aid for Scientific Research from the Japan Society for the Promotion of Science (JSPS KAKENHI Grant JP21K14362).

## Conflict of interest

The authors declare that they have no conflict of interest.

## References

1. Grim O (1951) Das schiff von achtern auflaufender see, jahrbuch der schiffbautechnischen gesellschaft. Jahrbuch der Schiffbautechnischen Gesellschaft 45:264–287
2. Holmes PJ (1980) Averaging and chaotic motions in forced oscillations. SIAM J Appl Math 38(1):65–80
3. IMO (2020) MSC.1-Circ. 1627 - interim guidelines on the second generation intact stability criteria
4. IMO (2022) MSC.1-Circ. 1652 - explanatory notes to the interim guidelines on second generation intact stability criteria
5. Ito Y, Umeda N, Kubo H (2014) Hydrodynamic aspects on vulnerability criteria for surf-riding of ships. J Teknol 66(2)
6. Kan M (1990) A guideline to avoid the dangerous surf-riding. In: Proceedings of the 4th international conference on stability of ships and ocean vehicles, pp 90–97
7. Maki A, Umeda N, Renilson M, Ueta T (2010) Analytical formulae for predicting the surf-riding threshold for a ship in following seas. Journal of Marine Science and Technology 15(3):218–229
8. Maki A, Umeda N, Renilson M, Ueta T (2014) Analytical methods to predict the surf-riding threshold and the wave-blocking threshold in astern seas. J Mar Sci Technol 19(4):415–424
9. Maki A, Sakai M, Ueta T (2024) Review of the analytical prediction method of surf-riding threshold in following sea, and its relation to IMO Second-Generation

- intact stability criteria. *Nonlinear Theory and Its Applications*, IEICE 15(3):588–617
10. Makov Y (1969) Some results of theoretical analysis of surfriding in following seas. *Tkrylov Soc* 126:124–128
  11. Sakai M, Maki A, Murakami T, Umeda N (2017) Analytical solution of critical speed for Surf-Riding in the light of melnikov analysis. In: *Conference Proceedings of the Japan Society of Naval Architects and Ocean Engineers, The Japan Society of Naval Architects and Ocean Engineers*, vol 24, pp 311–314
  12. Spyrou KJ (2001) Exact analytical solutions for asymmetric surging and surf-riding. In: *Proceedings of 5th International Workshop “Stability and Operational Safety of Ships”*, pp 4.4.1–4.4.3
  13. Spyrou KJ (2006) Asymmetric surging of ships in following seas and its repercussions for safety. *Nonlinear Dynamics* 43(1-2):149–172
  14. Umeda N, Yamamura S (2010) Designing new generation intact stability criteria on broaching associated with surf-riding. In: *Proceedings of the 11th International Ship Stability Workshop*, Wageningen, pp 17–25
  15. Yamamura S, Umeda N, Maki A, Sano H (2009) Numerical study towards Physics-Based criteria for avoiding broaching and capsizing in following/ quartering waves. In: *Conference Proceedings of The Japan Society of Naval Architects and Ocean Engineers*, vol 9K, pp 109–112

## Appendix

The unique surf-riding threshold is given when Eq. (42) is satisfied under Eq. (35) in the framework of Melnikov’s method. Since the right-hand side of Eq. (42) is negative,

$$\int_{-\pi}^{\pi} R(u) dy > 0 \quad (43)$$

can be considered as the necessary condition of Eq. (42). It is obvious that Eq. (43) is satisfied when  $u > 0$  along the heteroclinic orbit. Therefore, from Eq. (35),

$$f < \frac{1}{4}(m + m_x)g \quad (44)$$

Assuming that the calm-water resistance has an equal magnitude for  $u < 0$ , Eq. (43) is almost equivalent to

$$\mathbb{E}[u] > 0 \Leftrightarrow f < \frac{\pi^2}{16}(m + m_x)g \quad (45)$$

In reality, the calm-water resistance would be larger for  $u < 0$ , so the condition for  $f_{R0}$  where

$$\int_{-\pi}^{\pi} R(u) dy = 0 \quad (46)$$

is satisfied ranges

$$\frac{1}{4}(m + m_x)g < f_{R0} < \frac{\pi^2}{16}(m + m_x)g \quad (47)$$

The wave-induced surge force is calculated as the Froude-Krylov force in the SGISC. Therefore, the amplitude is calculated as

$$\begin{aligned} f &= \mu \cdot \rho g k \frac{H}{2} \sqrt{F_c^2 + F_s^2} \\ &= \mu \cdot \pi \rho g \frac{H}{\lambda} \sqrt{F_c^2 + F_s^2} \end{aligned} \quad (48)$$

where

$$F_c = \int S(x) \sin(kx) e^{-k \frac{d(x)}{2}} dx \quad (49)$$

$$F_s = \int S(x) \cos(kx) e^{-k \frac{d(x)}{2}} dx \quad (50)$$

$$m = \rho \int S(x) dx \quad (51)$$

Here,  $\mu$  is the correction factor due to the diffraction effect,  $H$  is the wave height,  $x$  is the body-fixed coordinate system along the transverse direction ( $x = 0$  indicates the mid-ship),  $S$  is the area of the submerged portion at  $x$  and  $d$  is the draught at  $x$ . In the vulnerability criterion of the SGISC, the diffraction effect on the wave-induced surge force is neglected and is simply considered as  $\mu = 1$ . For operational guidance, the explanatory note to the SGISC suggests numerical estimation of  $\mu$  or the use of experimental correction factor [4, 5] as

$$\mu = \begin{cases} 1.46C_b - 0.05 & (C_m < 0.86) \\ (5.76 - 5.00C_m)C_b - 0.05 & (0.86 \leq C_m \leq 0.94) \\ 1.06C_b - 0.05 & (C_m > 0.94) \end{cases} \quad (52)$$

In simple terms, the value is almost  $\mu = 0.7$  for the operational guidance.

An upper bound on  $f$  is considered with maximised wave slope acting on each submerged section as

$$\begin{aligned} f &< \mu \cdot \pi \rho g \frac{H}{\lambda} \int S(x) \cdot 1 \cdot 1 dx \\ &= \mu \cdot \pi \frac{H}{\lambda} mg \end{aligned} \quad (53)$$

Since  $m_x \simeq 0.1m$ , Eq. (53) can be rewritten as

$$f < \mu \cdot \frac{4\pi H}{1.1 \lambda} \cdot \frac{1}{4}(m + m_x)g \quad (54)$$

$$f < \mu \cdot \frac{16}{1.1\pi} \frac{H}{\lambda} \cdot \frac{\pi^2}{16}(m + m_x)g \quad (55)$$

As a result, Eqs. (44) and (45) is almost equivalent to the following wave condition

$$\mu \cdot \frac{4\pi}{1.1} \frac{H}{\lambda} < 1$$

$$\Rightarrow \begin{cases} \frac{H}{\lambda} < \frac{1}{11.4} & (\mu = 1, \text{vulnerability criterion}) \\ \frac{H}{\lambda} < \frac{1}{8.00} & (\mu = 0.7, \text{operational guidance}) \end{cases} \quad (56)$$

$$\mu \cdot \frac{16}{1.1\pi} \frac{H}{\lambda} < 1$$

$$\Rightarrow \begin{cases} \frac{H}{\lambda} < \frac{1}{4.63} & (\mu = 1, \text{vulnerability criterion}) \\ \frac{H}{\lambda} < \frac{1}{3.24} & (\mu = 0.7, \text{operational guidance}) \end{cases} \quad (57)$$

Therefore, the wave condition for  $\left(\frac{H}{\lambda}\right)_{R0}$  where Eq. (46) is satisfied is

$$\begin{cases} \frac{1}{11.4} < \left(\frac{H}{\lambda}\right)_{R0} < \frac{1}{4.63} & (\mu = 1, \text{vulnerability criterion}) \\ \frac{1}{8.00} < \left(\frac{H}{\lambda}\right)_{R0} < \frac{1}{3.24} & (\mu = 0.7, \text{operational guidance}) \end{cases} \quad (58)$$

In the vulnerability criterion, the maximum wave steepness is  $0.15 \simeq 1/6.67$ . Therefore, there is the possibility that  $u < 0$ . However, Eq. (42) is usually satisfied.