
Continual Deep Learning on the Edge via Stochastic Local Competition among Subnetworks

Theodoros Christophides¹ Kyriakos Toliás² Sotirios Chatzis¹

Abstract

Continual learning on edge devices poses unique challenges due to stringent resource constraints. This paper introduces a novel method that leverages stochastic competition principles to promote sparsity, significantly reducing deep network memory footprint and computational demand. Specifically, we propose deep networks that comprise blocks of units that compete locally to win the representation of each arising new task; competition takes place in a stochastic manner. This type of network organization results in sparse task-specific representations from each network layer; the sparsity pattern is obtained during training and is different among tasks. Crucially, our method sparsifies both the weights and the weight gradients, thus facilitating training on edge devices. This is performed on the grounds of winning probability for each unit in a block. During inference, the network retains only the winning unit and zeroes-out all weights pertaining to non-winning units for the task at hand. Thus, our approach is specifically tailored for deployment on edge devices, providing an efficient and scalable solution for continual learning in resource-limited environments.

1. Introduction

Continual Learning (CL), also referred to as Lifelong Learning (Thrun, 1995), aims to learn sequential tasks and acquire new information while preserving knowledge from previous learned tasks (Thrun & Mitchell, 1995). This paper’s focus is on a variant of CL dubbed class-incremental learning (CIL) (Belouadah & Popescu, 2019; Gupta et al., 2020;

Deng et al., 2021). The main principle of CIL is a CL scenario where on each iteration we are dealing with data from a specific task, and each task contains new classes that must be learnt.

Edge devices, characterized by their limited computational resources, necessitate efficient machine learning models to perform tasks effectively. Sparsity in neural networks emerges as a critical feature to address these limitations, reducing memory requirements and computational costs. This work introduces a stochastic competition mechanism to induce sparsity, optimizing continual learning processes specifically for such constrained environments.

Recently, different research groups have drawn inspiration from the lottery ticket hypothesis (LTH) (Frankle & Carbin, 2019) to introduce the lifelong tickets (LLT) method (Chen et al., 2021), the Winning SubNetworks (WSN) method (Kang et al., 2022), and, more recently, the Soft-SubNetworks approach (Kang et al., 2023). However, these recent advances are confronted with major limitations: (i) LLT entails an iterative pruning procedure, that requires multiple repetitions of the training algorithm for each task; this is not suitable for edge devices. (ii) The existing alternatives do not take into consideration the uncertainty in the used datasets, which would benefit from the subnetwork selection process being stochastic, as opposed to hard unit pruning. In fact, it has been recently shown that stochastic competition mechanisms among locally competing units can offer important generalization capacity benefits for deep networks used in as diverse challenges as adversarial robustness (Panousis et al., 2021), video-to-text translation (Voskou et al., 2021), and model-agnostic meta-learning (Kalais & Chatzis, 2022).

In a different vein, SparCL (Wang et al., 2022) has been the first work on CL specifically designed to tackle applications on edge devices, where resource constraints are significant. Apart from weight sparsity, SparCL also considers data efficiency and gradient sparsity to accelerate training while preserving accuracy. SparCL dynamically maintains important weights for current and previous tasks and adapts the sparsity during transitions between tasks, which helps in mitigating catastrophic forgetting—a common challenge in continual learning. Importantly, in contrast to LTH-based

^{*}Equal contribution ¹Department of Electrical Eng., Computer Eng., and Informatics; Cyprus University of Technology ²National Documentation Center, Greece. Correspondence to: Sotirios Chatzis <sotirios.chatzis@cut.ac.cy>.

Accepted by the Structured Probabilistic Inference & Generative Modeling workshop of ICML 2024, Vienna, Austria. Copyright 2024 by the author(s).

methods, the foundational characteristics of the approach introduce sparsity into the gradient updates, which reduces the computational cost during backpropagation. This component is critical for efficient training on hardware with limited computational capabilities, such as mobile phones or other edge devices.

Inspired from these facts, this work proposes a radically different regard toward addressing catastrophic forgetting in CIL. Our approach is founded upon the framework of stochastic local competition which is implemented in a task-wise manner. Specifically, our proposed approach relies upon the following novel contributions:

- Task-specific sparsity in the learned representations.** We propose a novel mechanism that inherently learns to extract sparse task-specific data representations. Specifically, each layer of the network is split into blocks of competing units; local competition is stochastic and it replaces traditional nonlinearities, e.g. ReLU. Being presented with a new task, each block learns a distribution over its units that governs which unit specializes in the presented task. We dub this type of nonlinear units as *task winner-takes-all (TWTA)*. Under this scheme, the network learns a Categorical posterior over the competing block units; this is the winning unit posterior of the block. Only the winning unit of a block generates a non-zero output fed to the next network layer. This renders sparse the generated representations, with the sparsity pattern being task-specific.
- Weight gradient pruning driven from the learned stochastic competition posteriors.** During training, the network utilizes the learned Categorical posteriors over winning block units to introduce sparsity into the gradient updates. In a sense, the algorithm inherently masks out the gradient updates of the block units with lower winning posteriors. This is immensely important when deep network training is carried out on edge devices.
- Winner-based weight pruning at inference time.** During inference for a given task, we use the (Categorical) winner posteriors learned for the task to select the winner unit of each block; we zero-out the remainder block units. This forms a *task-winning ticket* used for inference. This way, the size of the network used at inference time is significantly reduced; pruning depends on the number of competing units per block, since we drop all block units except for the selected winner with maximum winning posterior.

We evaluate our approach, dubbed TWTA for CIL (*TWTA-CIL*), on image classification benchmarks. We show that

our approach shows superior performance compared to both conventional CL methods and CL-adapted sparse training methods on all benchmark datasets. This leads to a (i) considerable improvement in accuracy, while (ii) yielding task-specific networks that require immensely less FLOPs and impose a considerably lower memory footprint.

The remainder of this paper is organized as follows: In Section 2, we introduce our approach and describe the related training and inference processes. Section 3 briefly reviews related work. In Section 4, we perform an extensive experimental evaluation and ablation study of the proposed approach. In the last Section, we summarize the contribution of this work.

2. Proposed Approach

2.1. Problem Definition

CIL objective is to learn a unified classifier from a sequential stream of data comprising different tasks that introduce new classes. CIL methods should scale to a large number of tasks without immense computational and memory growth. Let us consider a CIL problem T which consists of a sequence of n tasks, $T = \{(C^{(1)}, D^{(1)}), (C^{(2)}, D^{(2)}), \dots, (C^{(n)}, D^{(n)})\}$. Each task t contains data $D^{(t)} = (\mathbf{x}^{(t)}, \mathbf{y}^{(t)})$ and new classes $C^{(t)} = \{c_{m_{t-1}+1}, c_{m_{t-1}+2}, \dots, c_{m_t}\}$, where m_t is the number of presented classes up to task t . We denote as $\mathbf{x}^{(t)}$ the input features, and as $\mathbf{y}^{(t)}$ the one-hot label vector corresponding to $\mathbf{x}^{(t)}$.

When training for the t -th task, we use the data of the task, $D^{(t)}$. We consider learners-classifiers that are deep networks parameterized by weights \mathbf{W} , and we use $f(\mathbf{x}^{(t)}; \mathbf{W})$ to indicate the output Softmax logits for a given input $\mathbf{x}^{(t)}$. Facing a new dataset $D^{(t)}$, the model’s goal is to learn new classes and maintain performance over old classes.

2.2. Model formulation

Our approach integrates a stochastic competition mechanism within the training process to promote sparsity. By selectively activating a subset of neurons and pruning less important connections, our method maintains a high level of accuracy while significantly reducing the model’s complexity. This sparsity not only ensures lower memory usage but also accelerates inference, making it ideal for edge devices.

Let us denote as $\mathbf{x}^{(t)} \in \mathbb{R}^E$ an input representation vector presented to a dense ReLU layer of a traditional deep neural network, with corresponding weights matrix $\mathbf{W} \in \mathbb{R}^{E \times K}$. The layer produces an output vector $\mathbf{y}^{(t)} \in \mathbb{R}^K$, which is fed to the subsequent layers.

In our approach, a group of J ReLU units is replaced by a group of J competing linear units, organized in one block; each layer contains I blocks of J units. Within each block,

different units are specialized in different tasks; only one block unit specializes in a given task t . The layer input is now presented to each block through weights that are organized into a three-dimensional matrix $\mathbf{W} \in \mathbb{R}^{E \times I \times J}$. Then, the j -th ($j = 1, \dots, J$) competing unit within the i -th ($i = 1, \dots, I$) block computes the sum $\sum_{e=1}^E (w_{e,i,j}) \cdot x_e^{(t)}$.

Fig. 1 illustrates the operation of the proposed architecture when dealing with task t . As we observe, for each task only one unit (the ‘‘winner’’) in a TWTA block will present its output to the next layer during forward passes through the network; the rest are zeroed out. During backprop (training), the strength of the updating signal is regulated from the relaxed (continuous) outcome of the competition process; this is encoded into a (differentiable) sample from the postulated Gumbel-Softmax.

Fig. 2 illustrates a full TWTA layer, comprising I blocks with J competing units each. We introduce the hidden winner indicator vector $\xi_{t,i} = [\xi_{t,i,j}]_{j=1}^J$ of the i -th block pertaining to the t -th task. It holds $\xi_{t,i,j} = 1$ if the j -th unit in the i -th block has specialized in the t -th task (winning unit), $\xi_{t,i,j} = 0$ otherwise. We also denote $\xi_t \in \{0, 1\}^{I \cdot J}$ the vector that holds all the $\xi_{t,i} \in \{0, 1\}^J$ subvectors. On this basis, the output of the layer, $\mathbf{y}^{(t)} \in \mathbb{R}^{I \cdot J}$, in our approach is composed of I sparse subvectors $\mathbf{y}_i^{(t)} \in \mathbb{R}^J$. Succinctly, we can write $\mathbf{y}_i^{(t)} = [y_{i,j}^{(t)}]_{j=1}^J$, where:

$$y_{i,j}^{(t)} = \xi_{t,i,j} \sum_{e=1}^E (w_{e,i,j}) \cdot x_e^{(t)} \in \mathbb{R} \quad (1)$$

We postulate that the hidden winner indicator variables are drawn from a Categorical posterior distribution that yields:

$$p(\xi_{t,i}) = \text{Categorical}(\xi_{t,i} | \boldsymbol{\pi}_{t,i}) \quad (2)$$

The hyperparameters $\boldsymbol{\pi}_{t,i}$ are optimized during model training, as we explain next. The network learns the global weight matrix \mathbf{W} , that is not specific to a task, but evolves over time. During training, by learning different winning unit distributions, $p(\xi_{t,i})$, for each task, we appropriately mask-out large parts of the network, dampen the training signal strength for these parts, and mainly direct the training signal to update only a fraction of \mathbf{W} that pertains to the remainder of the network. This results in a very slim weight updating scheme during backpropagation, which updates only a small winning subnetwork; thus, we yield important computational savings of immense significance to edge devices.

In Fig. 1, we depict the operation principles of our proposed network. As we show therein, the winning information is encoded into the trained posteriors $p(\xi_{t,i})$, which are used to regulate weight training, as we explain in Section 2.4. This is radically different from (Chen et al., 2021),

as we do not search for optimal winning tickets during CIL via repetitive pruning and retraining for each arriving task. This is also radically different from (Kang et al., 2023), where a random uniform mask is drawn for regulating which weights will be updated, and another mask is optimized to select the subnetwork specializing to the task at hand. Instead, we perform a single backward pass to update the winning unit distributions, $p(\xi_{t,i})$, and the weight matrix, \mathbf{W} ; importantly, the updates of the former (winning unit posteriors) regulate the updates of the latter (weight matrix).

Inference. As we depict in Fig. 1, during inference for a given task t , we retain the unit with maximum hidden winner indicator variable posterior, $\pi_{t,i,j}$, in each TWTA block i , and prune-out the weights pertaining to the remainder of the network. The feedforward pass is performed, by definition, by computing the task-wise discrete masks:

$$\tilde{\xi}_{t,i} = \text{onehot} \left(\arg \max_j \pi_{t,i,j} \right) \in \mathbb{R}^J \quad (3)$$

$$\text{Thus: } \text{winner}_{t,i} \triangleq \arg \max_j \pi_{t,i,j}$$

Apparently, this way the proportion of retained weights for task t is only equal to the $\frac{1}{J} * 100\%$ of the number of weights the network is initialized with.

2.3. A Convolutional Variant

Further, to accommodate architectures comprising convolutional operations, we consider a variant of the TWTA layer, inspired from (Panousis et al., 2019). In the remainder of this work, this will be referred to as the Conv-TWTA layer, while the original TWTA layer will be referred to as the dense variant. The graphical illustration of Conv-TWTA is provided in Fig. 3.

Specifically, let us assume an input tensor $\mathbf{X}^{(t)} \in \mathbb{R}^{H \times L \times C}$ of a layer, where H, L, C are the height, length and channels of the input. We define a set of kernels, each with weights $\mathbf{W}_i \in \mathbb{R}^{h \times l \times C \times J}$, where h, l, C, J are the kernel height, length, channels and competing feature maps, and $i = 1, \dots, I$.

Here, analogously to the grouping of linear units in a dense TWTA layer of Section 2.2, local competition is performed among feature maps in a kernel. Thus, each kernel is treated as a TWTA block, feature maps in a kernel compete among them, and multiple kernels of competing feature maps constitute a Conv-TWTA layer.

This way, the output $\mathbf{Y}^{(t)} \in \mathbb{R}^{H \times L \times (I \cdot J)}$ of a layer under the proposed convolutional variant is obtained via concatenation along the last dimension of the subtensors $\mathbf{Y}_i^{(t)}$:

$$\mathbf{Y}_i^{(t)} = \xi_{t,i} \cdot (\mathbf{W}_i \star \mathbf{X}^{(t)}) \in \mathbb{R}^{H \times L \times J} \quad (4)$$

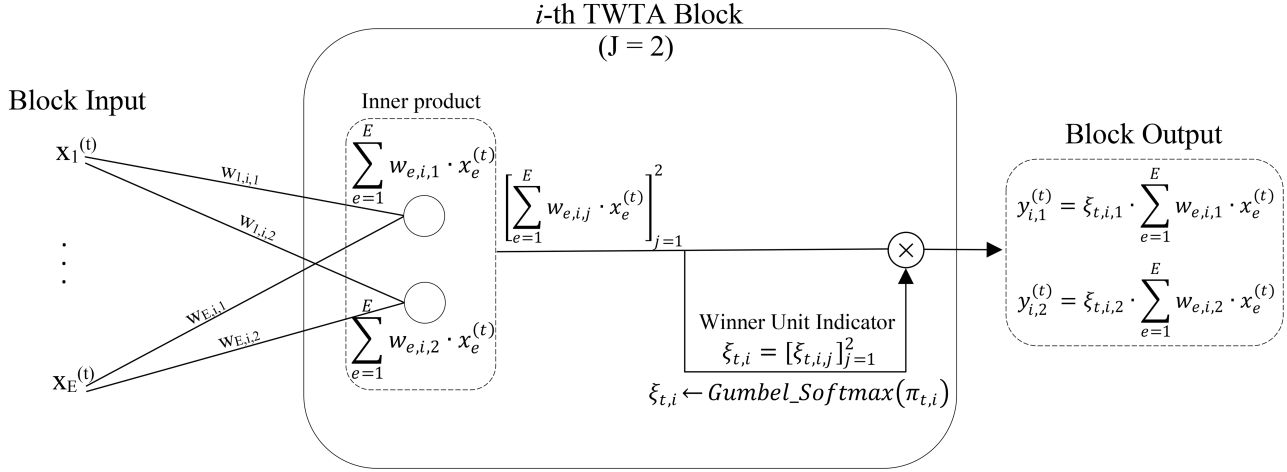


Figure 1. A detailed graphical illustration of the i -th block of a proposed TWTA layer (Section 2.2); for demonstration purposes, we choose $J = 2$ competing units per block. Inputs $\mathbf{x}^{(t)} = \{x_1^{(t)}, \dots, x_E^{(t)}\}$ are presented to each unit in the i -th block, when training on task t . Due to the TWTA mechanism, during forward passes through the network, only one competing unit propagates its output to the next layer; the rest are zeroed-out.

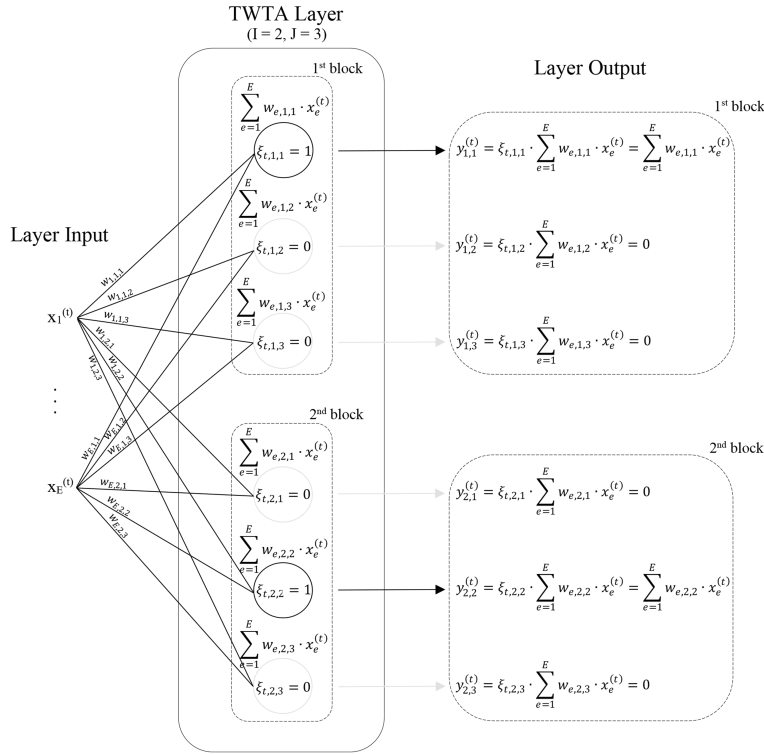


Figure 2. A detailed graphical illustration of a TWTA layer (Section 2.2); for demonstration purposes, we choose $I = 2$ blocks with $J = 3$ competing units per block. Inputs $\mathbf{x}^{(t)} = \{x_1^{(t)}, \dots, x_E^{(t)}\}$ are presented to each unit in all blocks, when training on task t .

where “ \star ” denotes the convolution operation.

Here, the winner indicator variables $\xi_{t,i}$ are drawn again from the distribution of Eq. (2); they now govern competition among feature maps of a kernel.

Inference. At inference time, we employ a similar winner-based weight pruning strategy as for dense TWTA layers; for each task, the weights associated with one feature map (the winner) are retained while the rest are zeroed-out. Specif-

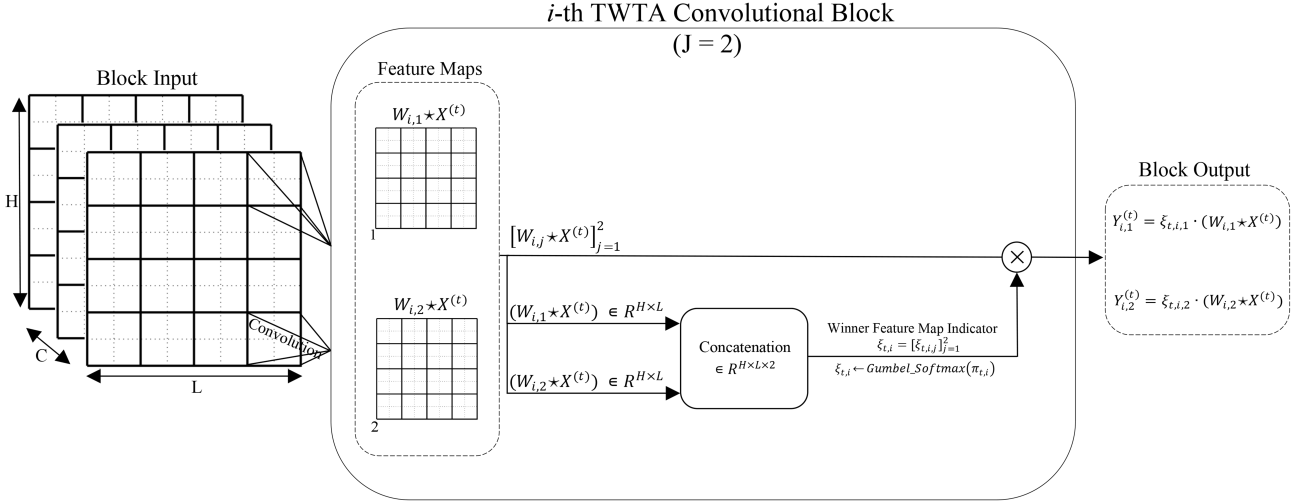


Figure 3. The convolutional TWTA variant (Section 2.3); for demonstration purposes, we choose $J = 2$ competing feature maps per kernel. Due to the TWTA mechanism, during forward passes through the network, only one competing feature map propagates its output to the next layer; the rest are zeroed-out.

ically, the winning feature map in a kernel i for task t is selected through $\arg \max$ over the hidden winner indicator variable posteriors, $\pi_{t,i,j} \forall j$, similar to Eq. (3). (see also Fig. 3). This massively sparsifies weights, rendering the network amenable to edge devices.

2.4. Training

For each task t , our approach consists in executing a *single* full training cycle. The performed training cycle targets both the network weights, \mathbf{W} , and the posterior hyperparameters $\pi_{t,i}$ of the winner indicator hidden variables pertaining to the task, $p(\xi_{t,i}) \forall i$.

The vectors $\pi_{t,i}$ are initialized at random, while the network weights, \mathbf{W} , “continue” from the estimator obtained after training on task $t - 1$. We denote as $\mathbf{W}^{(t)}$ the updated weights estimator obtained through the training cycle on the t -th task.

To perform training, we resort to minimization of a simple categorical cross-entropy criterion. Let us consider the u -th training iteration on task t , with data batch $D_u^{(t)} = (X_u^{(t)}, Y_u^{(t)})$. The training criterion is the categorical cross-entropy $\text{CE}(Y_u^{(t)}, f(X_u^{(t)}; \mathbf{W}^{(t)}, \hat{\xi}_t))$ between the data labels $Y_u^{(t)}$ and the class probabilities $f(X_u^{(t)}; \mathbf{W}^{(t)}, \hat{\xi}_t)$ generated from the penultimate Softmax layer of the network. In this definition, $\hat{\xi}_t = [\hat{\xi}_{t,i}]_{i=1}^J$ is a vector concatenation of single Monte-Carlo (MC) samples drawn from the Categorical posteriors $p(\xi_{t,i})$.

To ensure low-variance gradients with only one drawn MC sample, we reparameterize these samples by resorting to the

Gumbel-Softmax relaxation (Maddison et al., 2017). The Gumbel-Softmax relaxation yields sampled instances $\hat{\xi}_{t,i}$ under the following expression:

$$\hat{\xi}_{t,i} = \text{Softmax}([\log \pi_{t,i,j} + g_{t,i,j}]_{j=1}^J / \tau) \in \mathbb{R}^J, \forall i$$

where $g_{t,i,j} = -\log(-\log U_{t,i,j})$, $U_{t,i,j} \sim \text{Uniform}(0, 1)$

(5)

and $\tau \in (0, \infty)$ is a temperature factor that controls how closely the Categorical distribution $p(\xi_{t,i})$ is approximated by the continuous relaxation. This is similar to (Panousis et al., 2019).

3. Related Work

Recent works in (Chen et al., 2021; Kang et al., 2022; 2023) have pursued to build computationally efficient continual learners by drawing inspiration from LTH (Frankle & Carbin, 2019). These works compose sparse subnetworks that achieve comparable or/and even higher predictive performance than their initial counterparts. However, our work is substantially different from the existing state-of-the-art, as it specifically accounts for the constraints imposed in the context of execution on an edge device:

(i) Contrary to (Chen et al., 2021), we do not employ iterative pruning, which repeats multiple full cycles of network training and pruning; this would be completely intractable on an edge device. Instead, we perform a single training cycle, at the end of which we retain a (task-specific) subnetwork to perform inference for the task.

(ii) (Kang et al., 2022) and (Kang et al., 2023) select a subnetwork that will be used for the task at hand on the grounds of an optimization criterion for binary masks imposed over

the network weights. Once this subnetwork has been selected, they train randomly selected subsets of the weights of the whole network, to account for the case of a suboptimal subnetwork selection. Similar to (Chen et al., 2021), this is completely intractable on an edge device.

On the contrary, our method attempts to encourage different units in a competing block to specialize to different tasks. Training is performed concurrently for the winner unit indicator hidden variables, the posteriors of which regulate weight updates, as well as the network weights themselves. Thus, network pruning comes at the end of weight updating and not beforehand. We posit that this regulated updating scheme, which does not entail a priori hard pruning decisions, facilitates generalization without harming catastrophic forgetting.

On the other hand, (Wang et al., 2022) are the first to directly attack the problem of CL on an edge device. To this end, they suggest an weight importance metric and a related weight gradient importance metric, which attempt to retain (1) weights of larger magnitude for output stability, (2) weights important for the current task for learning capacity, and (3) weights important for past data to mitigate catastrophic forgetting. However, the use of these metrics requires the application of intra-task and inter-task adjustment processes, which require extensive heuristic tuning. In addition, the use of two different but related metrics for the weights and their gradients is due to the heuristic thresholds this method requires, which cannot be homogeneous. This is a drawback that makes the method hard to use off-the-shelf in a given scenario. Finally, for the method to

4. Experiments

To demonstrate the effectiveness of our method for edge devices, we conducted experiments using a simulated edge computing environment. We benchmarked our sparse model against traditional dense models on various datasets, observing performance in terms of computational efficiency and memory usage.

We evaluate on CIFAR-100 (Krizhevsky et al., 2012), Tiny-ImageNet (Le & Yang, 2015), PMNIST (LeCun et al., 1998) and Omniglot Rotation (Lake et al., 2017). Also, we evaluate on the 5-Datasets (Saha et al., 2021) benchmark, in order to examine how our method performs in case that cross-task generalization concerns different datasets. We randomly divide the classes of each dataset into a fixed number of tasks with a limited number of classes per task. Specifically, in each training iteration, we construct N -way few-shot tasks by randomly picking N classes and sampling few training samples for each class. In Supplementary Section A, we specify further experimental details for our datasets.

We adopt the original ResNet18 network (He et al., 2016) for

Tiny-ImageNet, PMNIST and 5-Datasets; we use a 5-layer AlexNet similar to (Saha et al., 2021) for the experiments on CIFAR-100, and LeNet (LeCun et al., 1998) for Omniglot Rotation. In the case of our approach, we modify those baselines by replacing each ReLU layer with a layer of (dense) TWTA blocks, and each convolutional layer with a layer of Conv-TWTA blocks. See more details in the Supplementary Section B.

For both the network weights, \mathbf{W} , and the log hyperparameters, $\log \pi_{t,i}$, we employ Glorot Normal initialization (Glorot & Bengio, 2010). At the first training iteration of a new task, we initialize the Gumbel-Softmax relaxation temperature τ to 0.67; as the training proceeds, we linearly anneal its value to 0.01. We use SGD optimizer (Robbins, 2007) with a learning rate linearly annealed to 0, and initial value of 0.1. We run 100 training epochs per task, with batch size of 40.

4.1. Experimental results

In Table 1, we show how TWTA-CIL performs in various benchmarks compared to popular alternative methods. We emphasize that the performance of SoftNet and WSN is provided for the configuration reported in the literature that yields the best accuracy, as well as for the reported configuration that corresponds to the proportion of retained weights closest to our method. Turning to LLT, we report how the method performs with no pruning and with pruning ratio closest to our method.

As we observe, our method outperforms the existing state-of-the-art in every considered benchmark. For instance, WSN performs worse than TWTA-CIL (3.125%), irrespectively of whether WSN retains a greater or a lower proportion of the initial network. Thus, our approach successfully discovers sparse subnetworks (*winning tickets*) that are powerful enough to retain previous knowledge, while generalizing well to new unseen tasks. Crucially, our method outperforms all the alternatives, including the related, edge device-oriented SparCL approach, in terms of both obtained accuracy and number of retained parameters at inference time (thus, memory footprint).

Finally, it is interesting to examine how the winning ticket vectors differentiate across tasks. To this end, we compute the overlap among the $\tilde{\xi}_t = [\tilde{\xi}_{t,i}]_i$ vectors, defined in Eq. (3), for all consecutive pairs of tasks, $(t-1, t)$, and compute average percentages. We observe that average overlap percentages range from 6.38% to 10.67% across the considered datasets; this implies clear differentiation.

Table 1. Comparisons on CIFAR-100, Tiny-ImageNet, PMNIST, Omniglot Rotation and 5-Datasets. We set $J = 32$; thus, the proportion of retained weights for each task, after training, is equal to the $(\frac{1}{J} * 100 = 3.125)\%$ of the initial network. Also, we show the number of retained weights after training (in millions), for our method and the alternative approaches for reducing model size.

Algorithm	CIFAR-100	Tiny-ImageNet	PMNIST	Omniglot Rotation	5-Datasets
GEM (Lopez-Paz & Ranzato, 2017)	59.24	39.12	-	-	-
iCaRL (Rebuffi et al., 2017)	42.45	43.97	55.82	44.60	48.01
ER (Chaudhry et al., 2019)	59.12	37.65	-	-	-
IL2M (Belouadah & Popescu, 2019)	53.24	47.13	60.12	51.31	55.93
La-MAML (Gupta et al., 2020)	60.02	55.45	80.82	61.73	75.92
FS-DGPM (Deng et al., 2021)	63.81	59.74	80.92	62.83	76.10
GPM (Saha et al., 2021)	62.40	56.28	83.51	74.63	80.75
SoftNet (80%, 4.5M params)	48.52	54.02	64.02	55.82	57.60
SoftNet (10%, 0.69M params)	43.61	47.30	57.93	46.83	52.11
LLT (100%, 11M params)	61.46	58.45	80.38	70.19	74.61
LLT (6.87%, 0.77M params)	62.69	59.03	80.91	68.46	75.13
WSN (50%, 4.2M params)	64.41	57.83	84.69	73.84	82.13
WSN (8%, 0.68M params)	63.24	57.11	83.03	72.91	79.61
TWTA-CIL (3.125%, 0.0975M params)	66.53	61.93	85.92	76.48	83.77
SparCL (5%, 0.54M params)	59.55	52.16	76.82	66.53	72.84

Table 2. Average training wall-clock time (in secs), c.f. Table 1.

Algorithm	CIFAR-100	Tiny-ImageNet	PMNIST	Omniglot Rotation	5-Datasets
TWTA-CIL (3.125%, 0.0975M params)	3.7×10^{15}	3×10^{15}	5.4×10^{15}	6.1×10^{15}	8.5×10^{15}
SparCL (5%, 0.54M params)	1.2×10^{16}	$1. \times 10^{16}$	3.1×10^{16}	4.4×10^{16}	9.3×10^{16}

Table 3. BTI over the considered algorithms and datasets of Table 1; the lower the better.

Algorithm	CIFAR-100	Tiny-ImageNet	PMNIST	Omniglot Rotation	5-Datasets
iCaRL	13.41	6.45	8.51	18.41	23.56
IL2M	20.41	7.61	9.03	14.60	19.14
La-MAML	7.84	13.84	10.51	17.04	15.13
FS-DGPM	9.14	12.25	8.85	13.64	19.51
GPM	12.44	8.03	11.94	16.39	17.11
SoftNet (80%)	13.80	9.62	10.38	18.12	18.04
SoftNet (10%)	12.09	8.33	9.76	16.30	18.68
LLT (100%)	15.02	7.05	9.54	15.31	14.80
LLT (6.87%)	14.61	3.51	11.84	17.12	17.46
WSN (50%)	11.14	4.81	10.51	14.20	20.41
WSN (8%)	10.58	8.78	9.32	15.34	18.92
TWTA-CIL (12.50%)	6.14	2.50	8.04	13.64	13.51

4.1.1. COMPUTATIONAL TIMES FOR TRAINING CIL METHODS

In Table 2, we report the training FLOPs for our method and its direct competitor, that is SparCL (Wang et al., 2022). It is apparent that our method yields much improved training algorithm computational costs.

4.1.2. REDUCTION OF FORGETTING TENDENCIES

To examine deeper the obtained improvement in forgetting tendencies, we report the *backward-transfer and interference* (BTI) values of the considered methods in Table 3. BTI measures the average change in the accuracy of each task from when it was learnt to the end of the training, that is training on the last task; thus, it is immensely relevant to this empirical analysis. A smaller value of BTI implies lesser forgetting as the network gets trained on additional

Table 4. Effect of block size J ; Tiny-ImageNet and CIFAR-100 datasets. The higher the block size J the lower the fraction of the trained network retained at inference time.

Algorithm	Tiny-ImageNet			CIFAR-100		
	Time	Accuracy	J	Time	Accuracy	J
TWTA-CIL (50%)	2634.02	61.32	2	1493.79	65.73	2
TWTA-CIL (25%)	2293.81	61.04	4	1301.20	65.45	4
TWTA-CIL (12.50%)	1914.63	61.93	8	1039.73	66.53	8
TWTA-CIL (6.25%)	1556.09	61.45	16	801.46	65.89	16
TWTA-CIL (3.125%)	1410.64	60.86	32	785.93	65.40	32

tasks. As Table 3 shows, our approach forgets less than the baselines on all benchmarks.

4.2. Effect of block size J

Finally, we re-evaluate TWTA-CIL with various block size values J (and correspondingly varying number of layer blocks, I). In all cases, we ensure that the total number of feature maps, for a convolutional layer, or units, for a dense layer, which equals $I * J$, remains the same as in the original architecture of Section 4.1. This is important, as it does not change the total number of trainable parameters, but only the organization into blocks under the local winner-takes-all rationale. Different selections of J result in different percentages of remaining network weights at inference time, as we can see in Table 4 (datasets Tiny-ImageNet and CIFAR-100). As we observe, the “TWTA-CIL (12.50%)” alternative, with $J = 8$, is the most accurate configuration of TWTA-CIL. However, the most efficient version, perfectly fit for application to edge devices, that is TWTA-CIL (3.125%), yields only a negligible accuracy drop in all the considered benchmarks.

5. Conclusion

This paper presented a sparsity-promoting method tailored for continual learning on edge devices. By incorporating stochastic competition, we achieved an approach that is both efficient and effective, suitable for the limited capabilities of edge computing. Specifically, the results clearly demonstrated that our sparsity-promoting method significantly outperforms traditional models on edge devices. We observed a significant reduction in memory usage and an increase in computational speed, confirming the suitability of our approach for deployment in resource-constrained environments. Future research may explore further optimizations to enhance the adaptability of this method across more diverse edge computing scenarios.

References

Belouadah, E. and Popescu, A. I12m: Class incremental learning with dual memory. In *The IEEE International Conference on Computer Vision (ICCV)*, 2019.

Bui, V. and Chang, L. C. Deep learning architectures for hard character classification. 2016.

Chaudhry, A., Rohrbach, M., Elhoseiny, M., Ajanthan, T., Dokania, P. K., Torr, P. H., and Ranzato, M. Continual learning with tiny episodic memories. In *ICML Workshop: Multi-Task and Lifelong Reinforcement Learning*, 2019.

Chen, T., Zhang, Z., Liu, S., Chang, S., and Wang, Z. Long live the lottery: The existence of winning tickets in lifelong learning. In *International Conference on Learning Representations*, 2021.

Deng, D., Chen, G., Hao, J., Wang, Q., and Heng, P.-A. Flattening sharpness for dynamic gradient projection memory benefits continual learning. In *Neural Information Processing Systems*, 2021.

Frankle, J. and Carbin, M. The lottery ticket hypothesis: Finding sparse, trainable neural networks. In *International Conference on Learning Representations*, 2019.

Glorot, X. and Bengio, Y. Understanding the difficulty of training deep feedforward neural networks. *Journal of Machine Learning Research* 9, pp. 249–256, 2010.

Gupta, G., Yadav, K., and Paull, L. La-maml: Look-ahead meta learning for continual learning. In *Neural Information Processing Systems*, 2020.

He, K., Zhang, X., Ren, S., and Sun, J. Deep residual learning for image recognition. pp. 770–778. In *Proceedings of the IEEE conference on computer vision and pattern recognition*, 2016.

Kalais, K. and Chatzis, S. Stochastic deep networks with linear competing units for model-agnostic meta-learning. In *International Conference on Machine Learning*, 2022.

Kang, H., Mina, R. J. L., Madjid, S. R. H., Yoon, J., Hasegawa-Johnson, M., Hwang, S. J., and Yoo, C. D. Forget-free continual learning with winning subnetworks. In *International Conference on Machine Learning*, 2022.

- Kang, H., Yoon, J., Madjid, S. R. H., Hwang, S. J., and Yoo, C. D. On the soft-subnetwork for few-shot class incremental learning. In *International Conference on Learning Representations*, 2023.
- Krizhevsky, A., Sutskever, I., and Hinton, G. E. Imagenet classification with deep convolutional neural networks. In *Neural Information Processing Systems*, 2012.
- Lake, B. M., Ullman, T. D., Tenenbaum, J. B., and Gershman, S. J. Building machines that learn and think like people. *Behavioral and Brain Sciences*, 40, 2017.
- Le, Y. and Yang, X. Tiny imagenet visual recognition challenge. 2015.
- LeCun, Y., Bottou, L., Bengio, Y., and Haffner, P. Gradient-based learning applied to document recognition. pp. 2278–2234. In *Proceedings of the IEEE*, 1998.
- Lopez-Paz, D. and Ranzato, M. Gradient episodic memory for continual learning. In *Advances in Neural Information Processing Systems*, 2017.
- Maddison, C. J., Mnih, A., and Teh, Y. W. The concrete distribution: A continuous relaxation of discrete random variables. In *International Conference on Learning Representations*, 2017.
- Netzer, Y., Wang, T. and Coates, A., Bissacco, A., Wu, B., and Ng, A. Y. Reading digits in natural images with unsupervised feature learning. In *NIPS Workshop on Deep Learning and Unsupervised Feature Learning*, 2011.
- Panousis, K., Chatzis, S., Alexos, A., and Theodoridis, S. Local competition and stochasticity for adversarial robustness in deep learning. In *International Conference on Artificial Intelligence and Statistics*, 2021.
- Panousis, K. P., Chatzis, S., and Theodoridis, S. Nonparametric bayesian deep networks with local competition. In *International Conference on Machine Learning*, 2019.
- Rebuffi, S.-A., Kolesnikov, A., Sperl, G., and Lampert, C. H. icarl: Incremental classifier and representation learning. pp. 2001–2010. In *Proceedings of the IEEE conference on Computer Vision and Pattern Recognition*, 2017.
- Robbins, H. A stochastic approximation method. In *Annals of Mathematical Statistics*, 2007.
- Saha, G., Garg, I., and Roy, K. Gradient projection memory for continual learning. In *International Conference on Learning Representations*, 2021.
- Thrun, S. A lifelong learning perspective for mobile robot control. *Elsevier*, 1995.
- Thrun, S. and Mitchell, T. M. Lifelong robot learning. *Robotics and autonomous systems*, 15(1-2):25–46, 1995.
- Torralba, A., Fergus, R., and Freeman, W. T. 80 million tiny images: A large data set for nonparametric object and scene recognition. volume 30(11), pp. 1958–1970. In *IEEE transactions on pattern analysis and machine intelligence*, 2008.
- Voskou, A., Panousis, K., Kosmopoulos, D., Metaxas, D., and Chatzis, S. Stochastic transformer networks with linear competing units: Application to end-to-end sl translation. In *International Conference on Computer Vision*, 2021.
- Wang, Z., Zhan, Z., Gong, Y., Yuan, G., Niu, W., Jian, T., Ren, B., Ioannidis, S., Wang, Y., and Dy, J. Sparcl: Sparse continual learning on the edge. 09 2022.
- Xiao, H., Rasul, K., and Vollgraf, R. Fashion-mnist: a novel image dataset for benchmarking machine learning algorithms. 2017.

A. More details on the used datasets

Datasets and Task Splittings 5-Datasets is a mixture of 5 different vision datasets: CIFAR-10, MNIST (LeCun et al., 1998), SVHN (Netzer et al., 2011), FashionMNIST (Xiao et al., 2017) and notMNIST (Bui & Chang, 2016). Each dataset consists of 10 classes, and classification on each dataset is treated as a single task. PMNIST is a variant of MNIST, where each task is generated by shuffling the input image pixels by a fixed permutation. In the case of Omniglot Rotation, we preprocess the raw images of Omniglot dataset by generating rotated versions of (90°, 180°, 270°) as in (Kang et al., 2022). For 5-Datasets, similar to (Kang et al., 2022), we pad 0 values to raw images of MNIST and FashionMNIST, convert them to RGB format to have a dimension of 3*32*32, and finally normalize the raw image data. All datasets used in Section 4 were randomly split into training and testings sets with ratio of 9:1. The number of stored images in the memory buffer - per class - is 5 for Tiny-ImageNet, and 10 for CIFAR-100, PMNIST, Omniglot Rotation and 5-Datasets.

We randomly divide the 100 classes of CIFAR-100 into 10 tasks with 10 classes per task; the 200 classes of Tiny-ImageNet into 40 tasks with 5 classes per task; the 200 classes of PMNIST into 20 tasks with 10 classes per task; and in the case of Omniglot Rotation, we divide the available 1200 classes into 100 tasks with 12 classes per task. The N -way few-shot settings for the constructed tasks in each training iteration are: 10-way 10-shot for CIFAR-100, PMNIST and 5-Datasets, 5-way 5-shot for Tiny-ImageNet, and 12-way 10-shot for Omniglot Rotation.

Table 5. Modified ResNet18 architecture parameters.

Layer Type	($J = 2$)	($J = 4$)	($J = 8$)	($J = 16$)	($J = 32$)
TWTA-Conv	8	4	2	1	1
4x TWTA-Conv	8	4	2	1	1
4x TWTA-Conv	8	4	2	1	1
4x TWTA-Conv	16	8	4	2	1
4x TWTA-Conv	16	8	4	2	1
TWTA-Dense	16	8	4	2	1

Table 6. Modified AlexNet architecture parameters.

Layer Type	($J = 2$)	($J = 4$)	($J = 8$)	($J = 16$)	($J = 32$)
TWTA-Conv	8	4	2	1	1
TWTA-Conv	8	4	2	1	1
TWTA-Conv	8	4	2	1	1
TWTA-Conv	16	8	4	2	1
TWTA-Dense	64	32	16	8	4
TWTA-Dense	64	32	16	8	4

Unlabeled Dataset The external unlabeled data are retrieved from 80 Million Tiny Image dataset (Torralba et al., 2008) for CIFAR-100, PMNIST, Omniglot Rotation and 5-Datasets, and from ImageNet dataset (Krizhevsky et al., 2012) for Tiny-ImageNet. We used a fixed buffer size of 128 for querying the same number of unlabeled images per class of learned tasks at each training iteration, based on the feature similarity that is defined by l_2 norm distance.

B. Modified Network Architecture details

B.1. ResNet18

The original ResNet18 comprises an initial convolutional layer with 64 3x3 kernels, 4 blocks of 4 convolutional layers each, with 64 3x3 kernels on the layers of the first block, 128 3x3 kernels for the second, 256 3x3 kernels for the third and 512 3x3 kernels for the fourth. These layers are followed by a dense layer of 512 units, a pooling and a final Softmax layer. In our modified ResNet18 architecture, we consider kernel size = 3 and padding = 1; in Table 5, we show the number of used kernels / blocks and competing feature maps / units, J , in each modified layer.

B.2. AlexNet

The 5-layer AlexNet architecture comprises 3 convolutional layers of 64, 128, and 256 filters with 4x4, 3x3, and 2x2 kernel sizes, respectively. These layers are followed by two dense layers of 2048 units, with rectified linear units as activations, and 2x2 max-pooling after the convolutional layers.

The final layer is a fully-connected layer with a Softmax output. In our modified AlexNet architecture, we replace each dense ReLU layer with a layer of (dense) TWTA blocks, and each convolutional layer with a layer of Conv-TWTA blocks; in Table 6, we show the number of used kernels / blocks and competing feature maps / units, J , in each modified layer.

B.3. LeNet

The LeNet architecture comprises 2 convolutional layers of 20, and 50 feature maps, followed by one feedforward fully connected layer of 500 units, and a final Softmax layer. In our modified LeNet architecture, we replace each of the 2 convolutional layers with one layer of Conv-TWTA blocks; the former retains 2 kernels / blocks of 8 competing feature maps, and the latter 6 kernels / blocks of 8 competing feature maps. The fully connected layer is replaced with a dense TWTA-layer, consisting of 50 blocks of 8 competing units.