

# Codebook LLMs: Evaluating LLMs as Measurement Tools for Political Science Concepts

Andrew Halterman  
Department of Political Science  
Michigan State University  
halterm3@msu.edu

Katherine A. Keith  
Department of Computer Science  
Williams College  
kak5@williams.edu

## Abstract

Codebooks—documents that operationalize concepts and outline annotation procedures—are used almost universally by social scientists when coding political texts. To code these texts automatically, researchers are increasingly turning to generative large language models (LLMs). However, there is limited empirical evidence on whether “off-the-shelf” LLMs faithfully follow real-world codebook operationalizations and measure complex political constructs with sufficient accuracy. To address this, we gather and curate three real-world political science codebooks—covering protest events, political violence and manifestos—along with their unstructured texts and human labels. We also propose a five-stage framework for codebook-LLM measurement: preparing a codebook for both humans and LLMs, testing LLMs’ basic capabilities on a codebook, evaluating zero-shot measurement accuracy (i.e. off-the-shelf performance), analyzing errors, and further (parameter-efficient) supervised training of LLMs. We provide an empirical demonstration of this framework using our three codebook datasets and several pretrained 7-12 billion open-weight LLMs. We find current open-weight LLMs have limitations in following codebooks zero-shot, but that supervised instruction tuning can substantially improve performance. Rather than suggesting the “best” LLM, our contribution lies in our codebook datasets, evaluation framework, and guidance for applied researchers who wish to implement their own codebook-LLM measurement projects.

## 1 Introduction

Political scientists are increasingly turning to generative large language models (LLMs) for text analysis due in part to their potential to classify documents with no labeled examples, i.e. “zero-shot” (Atreja et al., 2024; Egami et al., 2023; Gilardi et al., 2023; Heseltine & Clemm von Hohenberg, 2024; Peskoff & Stewart, 2023; Rytting et al., 2023; Ziems et al., 2024). Researchers typically provide the LLM with a set of categorical labels (e.g., protest or riot), (sometimes) brief label descriptions, and instructions to classify texts given the labels. When given a document to be classified, the LLM generates the predicted (natural-language) label of each document (e.g., the LLM generates “protest”). While this approach enables cheap and fast analysis of large text corpora, it implicitly assumes that these simple instructions alone operationalize the precise concepts that researchers aim

to measure. Because LLMs are pretrained on extremely large text corpora, the models often have reasonable zero-shot predictive accuracy on concepts that have broad coverage and straightforward definitions in the pretraining data.

However, this use of LLMs is in tension with foundational concepts of measurement in political science. In the standard conception of measurement validity (Adcock & Collier, 2001), researchers must transform broad “background” concepts into precise, systematized constructs through careful operationalization. In many projects that produce structured data from text, researchers rely on codebooks—documents that define concepts in precise terms and outline annotation procedures. As a brief example, while an LLM may have an ability to recognize a “protest” from its training data, different projects systematize this concept in substantively different ways. For instance, the Crowd Counting Consortium (Crowd Counting Consortium, 2024) includes rallies in support of a person or issue, while the CAMEO event ontology (Gerner et al., 2002) explicitly excludes gatherings in support of a person or policy from its protest class. Using an LLM’s predictions of a background concept of “protest” without regard to these systematized definitions threatens measurement validity and could lead to incorrect substantive conclusions.

This mismatch between measurement theory and current LLM usage arises from two potential problems. First, researchers often provide LLMs with only simple category labels or brief definitions rather than complete codebooks, meaning the LLM’s outputs may not reflect the specific construct the researcher aims to measure. Second, even when given full codebook instructions, LLMs may not actually attend to the detailed definitions when generating labels, instead relying on their pretraining representation of the concepts. Without faithfully following the codebook definitions, the LLM’s outputs may reflect the general background concept rather than the systematized construct.

In this work, we introduce a framework to rigorously evaluate and improve *codebook-LLM measurement* and provide an empirical demonstration of the framework. We make four main contributions. First, we develop a five-stage evaluation framework that guides researchers through codebook preparation, label-free testing, zero-shot evaluation, robustness evaluations, and training LLMs on supervised examples. Within these stages, we contribute seven new codebook-specific *behavioral tests* (Ribeiro et al., 2020)—controllable interventions on LLM inputs test LLMs basic capabilities and failure modes—many of which require no ground-truth labels so can be used early in a project’s lifecycle. Second, we collect, format, and release three real-world political science codebooks, their

associated hand-coded datasets, and source texts covering contentious politics in the United States, political violence in Pakistan, and party manifestos. The codebook settings are realistic but potentially challenging for LLMs due to their domain-specific concepts, large number of class labels (up to 142), and lengthy codebook definitions. Third, we provide an empirical demonstration of open-weight LLMs classifying documents from these datasets, and find limitations in select LLMs’ ability to comply with codebook instructions in zero-shot settings. Finally, we show that supervised *instruction tuning*—updating LLM weights directly from human-coded examples—can substantially improve performance (by up to 55%), and provide detailed guidance for researchers on implementing parameter-efficient versions of this training.

## 2 A Framework for Codebook-LLM Measurement

In this section, we provide an overview of our framework to evaluate *codebook-LLM measurement*, classifying unlabeled documents with LLMs given a human-written codebook. In this work, we focus on multi-class (single-label) classification of  $N$  documents,  $\{\hat{Z}_i \in \mathcal{Z} | X_i\}_{i=1}^N$  where  $\mathcal{Z}$  is the finite set of labels described in the codebook,  $\hat{Z}_i$  is an LLM-predicted class of a document  $i$ , and  $X_i$  is the document text. Most often these measurements,  $\hat{Z}_i$ , are then used in downstream analysis (Knox et al., 2022). Although recent work has shown one can adjust for noisy measurement-induced bias in downstream analysis (Egami et al., 2023), more accurate measurement will often yield more precise estimates (and thus tighter valid confidence intervals).

Our proposed codebook-LLM measurement evaluation framework consists of five stages. The rest of this article expands on each stage.

- **Stage 0: Codebook preparation:** Even when using LLMs, researchers must prepare their codebook by operationalizing their social science concepts. We suggest a semi-structured format with standardized components including definitions, clarifications, and examples that can be used by both humans and machines.
- **Stage 1: Label-free behavioral testing:** Before investing in hand-labeling, we suggest researchers use our proposed label-free behavioral tests to assess an LLM’s ability to follow instructions and make consistent predictions “off-the-shelf”. The results can help guide both LLM selection and the choice between zero-shot use and supervised learning.

- **Stage 2: Zero-shot evaluation with labels:** The next stage requires researchers to hand-code a small evaluation set and then assess LLM zero-shot performance. Quantitative results can reveal weaknesses in either the codebook or the LLM’s ability to predict from it, potentially requiring codebook revision or a different LLM.
- **Stage 3: Zero-shot error analysis:** We suggest thorough error analysis using ablation experiments, behavioral tests requiring labels, and manual analysis of outputs to understand systematic errors.
- **Stage 4: Supervised finetuning:** If zero-shot performance proves inadequate, researchers can update the LLM weights directly via instruction tuning on human-coded examples. We provide guidance on parameter-efficient techniques to make this computationally feasible.

The stages can be performed sequentially or iteratively as needed, with results from later stages potentially informing revisions to earlier decisions. The rest of the paper details each stage.

### 3 Related Work

Recent work has examined using LLMs to classify social science concepts, in both zero-shot (no labeled training examples) or few-shot (some labeled examples) settings. Halterman et al. (2021) use a BERT model finetuned for a natural language inference (NLI) task for zero-shot classification of political events and achieve up to 0.74 F1 on some classes. Ziems et al. (2024) collect 25 English-language computational social science benchmarks and find that although LLMs’ zero-shot results rarely exceed the carefully tuned supervised RoBERTa baseline, for some tasks LLMs have respectable zero-shot performance. Gilardi et al. (2023) find zero-shot ChatGPT outperforms crowd workers on relevance, stance, topics, and frame detection tasks, using short class descriptions for each label. Mellon et al. (2024) use LLMs to code open-text survey responses and found similar accuracy to human annotators. Pangakis and Wolken (2024) gather 14 classification tasks from recently published CSS articles; they generate labels using LLMs and then use these labels in (more classical) supervised NLP pipelines and find the classifiers perform comparably to models with labels from human annotators. Atreja et al. (2024) examine four social science datasets/tasks—toxicity, sentiment analysis, rumor stance detection, news frame classification—and use a factorial design to vary aspects of the prompt; they find results are very task and model dependent. Halterman (2024)

shows that careful prompting with social science concepts can generate useful synthetic data for training document classifiers. Burnham (2024) discusses the importance of providing the LLM with definitions and broader context. In the subsequent sections, we describe how our codebook datasets differ, and go beyond previous work by demonstrating *instruction tuning* LLMs.

SI section C discusses how codebook-LLM measurement differs from common computer science LLM benchmarks.

Recent work, which is complementary to our work here, examines the consequences of using noisy “proxy” labels in downstream inference (Chen et al., 2024; Egami et al., 2023; Knox et al., 2022). Specifically, Egami et al. (2023) find that even when LLMs are quite accurate in labeling documents, using these “surrogate” labels in downstream analysis as independent variables can induce severe bias and coverage issues and suggests a correction.

## 4 Empirical Set-up: Data and LLMs

### 4.1 Codebook Datasets

To serve as real-world training and evaluation datasets, we collect three separate English-language political science datasets, each of which provide document-level or (quasi-) sentence-level labels according to a codebook-defined schema: the Crowd Counting Consortium (CCC) dataset on protests in the United States (Crowd Counting Consortium, 2024), the BFRS dataset on violence in Pakistan (Bueno de Mesquita et al., 2015), and the Manifesto Project corpus (Lehmann et al., 2017). We obtain their original codebooks and a selection of the English-language text that the data was coded from (see Section D.1 for additional details). We believe this collection reflects the real-world difficulty of the codebook-LLM measurement due to the datasets’ (1) construction by social scientists to measure specific political concepts that potentially do not exist in LLMs supervised training data; (2) large number of classes (up to 142; see Table 1); (3) longer documents (in the CCC dataset), and (4) long codebook lengths.

In our curation effort, we reformat these datasets for single-label, multi-class classification. For the Manifestos dataset, we use the Manifesto Project policy/ideology label for a (quasi) sentence in a political party’s manifesto. For BFRS and CCC, we focus solely on classifying event type from news articles. We randomly split the data 70-15-15 into training, development, and test splits

Dataset	BFRS	CCC	Manifestos
Num. classes	12	8	142
Per-class definition median whitespace toks.	20	28	14
Codebook total whitespace toks.	1,614	608	3,910
Codebook total Llama toks.	2,083	721	5,145
Input text (doc.) median whitespace toks.	28	437	16
Num. train instances	20,978	4,710	8,081
Num. dev. instances	4,495	1,009	1,732
Num. test instances	4,496	1,010	1,732

Table 1: **Descriptive statistics about the codebook datasets.** For length of the codebooks, we report both whitespace tokens and number of tokens after using the Llama-3 tokenizer (Llama toks.).

respectively. In this work, we only use the training and development sets to guard against overfitting to the test set.

SI D.1 provides more details on the dataset preprocessing, including the process of scraping or obtaining raw text, sampling documents, converting multi-label examples to single-label multi-class labels, and in the case of BFRS, using an alternative text source. We believe that all three of these datasets are mostly safe from training set contamination, that is, that they are not present in the LLM’s pretraining data; see SI D.2.

## 4.2 Choosing LLMs

Our evaluation framework is model-agnostic, but we constrain our empirical demonstration to open-weight LLMs for reproducibility and to models that fit on a consumer GPU (24GB VRAM). We select four high-performing LLMs in the 7-12 billion (B) parameter range: Mistral-7B-Instruct-v0.2 (“Mistral-7B”), Mistral-NeMo-Instruct-2407 (“Mistral-NeMo-12B”), Llama-3.1-8B-Instruct (“Llama-8B”), OLMo-7B-0724-Instruct-hf (“OLMo-7B”). Section F provides details and citations for these models. We emphasize that we select open weight models to ensure reproducibility. Applied researchers may make a different accuracy–reproducibility tradeoff and select larger closed-weight models (Palmer et al., 2024).

These models have varying context lengths: Llama-8B and Mistral-NeMo-12B handle 128K tokens, Mistral-7B handles 32K, and OLMo-7B a maximum input of 4096 tokens. We note that effective context length for information retrieval may be shorter (Hsieh et al., 2024).

### 4.3 LLMs for multi-class classification

We use LLMs for multi-class classification by providing the entire codebook and document as input, then selecting the first generated token sequence matching a valid label as the predicted label  $\hat{Z}$ . Other work has attempted to constrain the output vocabulary or bias the generated tokens towards the valid set of labels (Ziems et al., 2024). However, other work has found using the generated text outputs is more accurate (X. Wang et al., 2024) and our choice of LLMs almost always outputted valid labels (see Test I in Stage 1 and Figure 3) so we did not modify the LLM generation process for simplicity.

As an alternative to inputting the entire codebook with all class labels and descriptions, one could use LLMs in a *one-versus-rest* approach. In this approach, the LLM takes as input a single class description and makes binary prediction, the document is that label or not, e.g., Burnham et al. (2024). However, in preliminary experiments we found no accuracy improvements in a one-versus-rest set-up. We hypothesize that for the datasets we gathered the full codebook and all labels together are required to delineate between classes (see SI F). For example, an LLM used in a one-versus-rest set-up might incorrectly predict that a drone strike meets the BFRS codebook’s definition of an ASSASSINATION, unless it has access to the full codebook with the (correct) DRONE ASSASSINATION category. Furthermore, one-versus-rest significantly increases the computational time.

We leave to future work a full engineering effort comparing these implementation details. Furthermore, with the rapid advancement of LLM development, we believe the quantitative results we present about particular LLMs will quickly be surpassed. However, we believe our evaluation framework, behavioral test templates, and curated codebook datasets will stand the test of time. We now describe in more detail our five stages of our empirical evaluation framework and provide an empirical demonstration of this framework with our codebook datasets and selected LLMs.

## 5 Stage 0: Codebook preparation

In stage 0, researchers must prepare the codebook by writing natural-language operationalizations of the variables and putting the codebook in a format that is readable by both machines and humans. While LLMs offer exciting possibilities for scaling up measurement, this stage cannot be bypassed

or automated.

**Codebook operationalization.** Codebook-LLM measurement is fundamentally different than typical NLP classification because the same background concept or label—e.g., a “protest”—could have several different possible natural-language written operationalizations in the codebook. The goal is to have an LLM correctly attend to the specific operationalization, otherwise different political variables may be incorrectly conflated or correlated in downstream analysis.

**Machine-readable semi-structured codebook format.** We propose a new generalizable and consistent format for codebooks that is both human and machine readable. Previous instruction tuning research suggests that explicitly providing a *definition*, *positive example*, and *negative example* can improve zero-shot performance on a diverse set of NLP tasks (Y. Wang et al., 2022). Separating parts of each codebook definition into components also allows us to experimentally isolate and ablate components to evaluate changes in performance (see Table 4).

An excerpt of the restructured BFRS codebook is shown in Figure 1. We manually restructure each of the codebooks into this format. Future researchers could write codebooks from the outset to be both human- and machine-readable.

Our format consists of the following codebook components (see Figure 1):

1. *Label*: The exact label that the LLM should return for the class.
2. *Label Definition*. We provide a succinct definition of the class, which is generally a single sentence.
3. *Clarification & Negative Clarification*. Most classes require further details to define them. This includes both extra inclusion criteria, as well as what does not fit into the class. For example, the BFRS category for RIOT does not apply if one of the groups involved is a police force.
4. *Positive & Negative Examples*. Optionally, a codebook can provide examples of documents that both fit and do not fit, with explanations. “Few shot” or “in-context learning”, where an LLM is provided example input–output pairs in the prompt, has been shown to improve LLM performance on new tasks (Brown et al., 2020).

In the LLM prompt, we also include an overall codebook-specific instruction describing the task and



Prompt excerpt from the BFRS Codebook

**Instructions:**

You're an expert political scientist categorizing news stories from Pakistan into categories. Carefully read the definitions below, read the story, and write the Label that best matches the story. Use only the provided labels.

**Classes:**

**Label: RIOT**

**Definition:** A riot is a violent clash between two or more sizeable groups or when a single informally assembled crowd becomes violent.

**Clarification:** Neither group can be a state force. However, if there are two or more clashes around a single event in which the police are involved, then it would be classified as a riot.

**Negative Clarification:** For example, the students of the Lal Masjid versus the police would not be considered a riot, it would be a Violent Political Demonstration.

**Positive Example:** "Five workers of the Muslim Students Federation, the student wing of the ruling Muslim conference, sustained bullet wounds in a clash with the activists of pro-independence National Students Federation."

**Negative Example:** "An angry mob thrashed police personnel, accusing them of man-handling people and using obscene language when they (the police) raided a gambling den." This incident involves police, so it is coded as a "violent political demonstration."

**Label: VIOLENT\_POLITICAL\_DEMONSTRATION**

**Definition:** A violent political demonstration is characterized as mobilization of crowds in response to a political event that at some point becomes violent.

**Clarification:** Violence may be initiated by the crowd or by the police upon the crowd.

**Negative Clarification:** A violent clash between two non-state groups is a riot, not a violent political demonstration.

**Positive Example:** "Hundreds of school children and armed supporters of Lashkar-i-Islam stormed the Bara bazaar and set the main tehsil, Qambaraband, Al Haaj Market, Sheikhan and Qasaban checkpoints of the Khasadar force on fire. The Lashkar-i-Islam had warned of protests if their demands were not met."

**Negative Example:** "A man killed and his brother injured when they were attacked by their rivals over a land dispute." The motivation here is not a political event, thus this event is a riot, not a violent political demonstration.

*...plus 10 additional classes [omitted for space]*

**Document:**

Shia schoolboys held a demonstration demanding release of a student detained by Rangers in connection with an earlier disturbance. The students were about to disperse after negotiations with the police when they were encountered by Rangers at a barricade which led to scuffles and firing.

**Output reminder:** Write the name of the Label that fits best, with no other text. For example, "Label: ASSASSINATION", "Label: VIOLENT\_POLITICAL\_DEMONSTRATION", etc.

Figure 1: **BFRS codebook as part of an LLM prompt.** From the BFRS codebook, this is a (truncated to 2/12 labels) example of how the codebook is formatted as the LLM input.

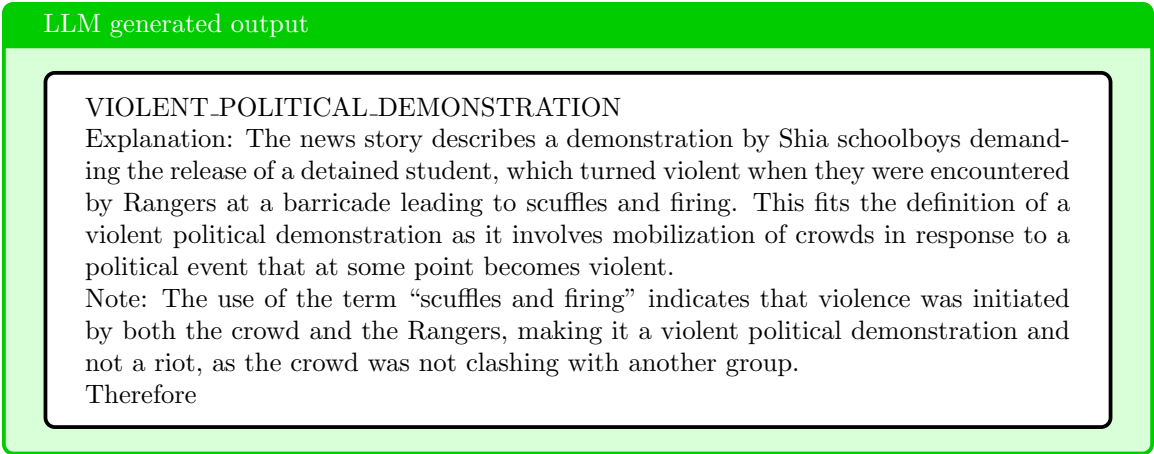


Figure 2: **Zero-shot output generated by Mistral-7B** given the full BFRS prompt, an excerpt of which appears in Figure 1. We deterministically match the first part of the beginning of the output with the set of valid labels to determine the predicted label.

an “Output reminder”. Depending on the measurement task, researchers can omit components or add others, e.g., adding a structured output (JSON) requirement).

## 6 Stage 1: Label-free behavioral testing

At the outset of a project, applied researchers can benefit from cheap (i.e. requiring no ground truth labels) and interpretable tests to assure themselves that an LLM can perform basic tasks with the codebook and choose between LLMs early on in their project’s lifecycle. We propose four label-free “behavioral tests” (Ribeiro et al., 2020) to measure an LLM’s ability to recall basic parts of the codebook, to comply with codebook instructions, and to “comprehend” the definitions in the codebook. Table 2 provides a summary of the tests.

**Test I** provides a simple test of the LLM’s ability to follow prompt instructions to only return the valid labels defined in the codebook. Specifically, we check if any of the legal labels appear in the output text. **Tests II and III** measure the basic ability of the LLM to “memorize” parts of the prompt/codebook. For **Test II**, we provide the LLM with a prompt that contains the structured codebook, along with a (verbatim) class definition and an instruction to provide the label for the class definition. Passing the test requires the basic ability to match the provided definition with the (identical) definition in the codebook. For **Test III**, we provide verbatim positive and negative examples from the codebook and ask for their labels. None of these tasks require “reasoning”, just

simple pattern matching. Failure on these tasks may indicate problems with the LLM’s ability to recall components of the codebook which could have serious ramifications for codebook-LLM measurement as a whole.

If the LLM is “comprehending” the codebook, then its predicted labels should not change if the order that the categories are presented in the codebook changes (**Test IV**). We evaluate the LLM sensitivity to codebook order in two ways. First, we calculate the percentage of predicted labels that remain the same between the original codebook and predictions when the category order is (1) reversed or (2) randomly shuffled. Second, we calculate the inter-“coder” agreement, measured using Fleiss’s kappa, in predictions across the original, reversed, and shuffled codebooks.

**Results.** We evaluate the four LLMs described in Section 4.2 on these four codebook-specific behavioral label-free tests. Because only the BFRS codebook has positive and negative examples, we conduct these tests only the BFRS dataset. See Figure 3 for results. Mistral-7B, Mistral-NeMo-12B, and Llama-8B perform well on Tests I through III, checking for legal outputs and verbatim definition and example recovery. We find that all models are sensitive to the order that categories are described in the codebook (IV), which may indicate problems with the LLM’s attention for our long prompt contexts; see Liu et al. (2024) and Zhao et al. (2021).

Just as an applied researcher using our framework may do after this stage, we omit OLMo-7B from our later evaluation stages since its performance is so poor compared to the other models. Mistral-NeMo-12B performs well on some tests, but the improvement is not great enough to justify the larger model size and increased computational costs. Thus, we only compare Mistral-7B and Llama-8B in the next stages.

## 7 Stage 2: Zero-shot evaluation with labels

After identifying promising models through label-free behavioral tests, applied researchers can hand-label a subset of their data and evaluate the zero-shot performance of LLMs on labeled data. This is not a new evaluation approach—see (Atreja et al., 2024; Ziems et al., 2024, *inter alia*)—but, in this work, we evaluate LLMs on our curated codebook datasets which we believe provide a more realistic picture of codebook-LLM measurement.

Test	Ramifications of failed test
<i>Label-free behavioral tests</i>	
<b>I Legal Labels</b> Does the LLM only return labels defined in the codebook?	Inability to follow basic instructions or to recall the set of legal labels provided in the prompt.
<b>II Definition recovery</b> Can the LLM correctly label a verbatim codebook definition?	Inability to “memorize” or retrieve portions of the codebook.
<b>III Classify in-context examples</b> Can the LLM correctly label verbatim examples provided in the codebook?	Inability to “memorize” or retrieve portions of the codebook.
<b>IV Codebook order invariance</b> Are LLM predictions unaffected by codebook category order?	Inconsistent attention across the length of the prompt or ordering effects. Predicted labels depend on the order of classes in the prompt.
<i>Labels-required behavioral tests</i>	
<b>V Exclusion criteria consistency</b> Across the four combinations of (modified, original) $\times$ (document, codebook), are the LLM predictions consistently correct?	Inability to follow instructions and ignore irrelevant distractions. May reveal problems attending to specific inclusion or exclusion criteria.
<b>VI Generic Label Accuracy</b> Can the LLM classify examples when given non-informative labels?	Over-reliance on the label as opposed to the definitions. May indicate that the predicted label reflects the background concept instead of the operationalized concept.
<b>VII Swapped Label Accuracy</b> Can the LLM classify examples according to the codebook’s definitions when (informative) labels are randomly swapped?	Over-reliance on the names of the labels (vs. definitions).

Table 2: **Proposed behavioral tests for codebooks.** See Section 6 for “label-free” tests and Section 8 for “labels-required” tests.

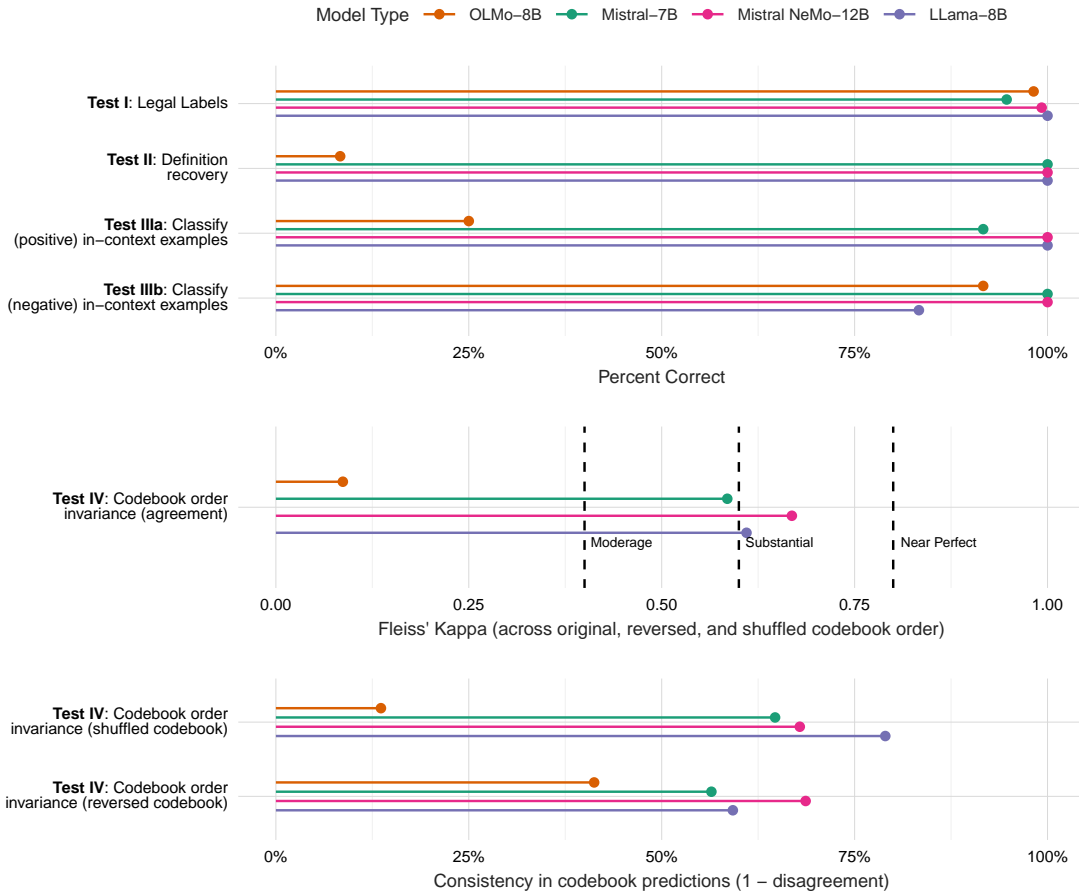


Figure 3: **Label-free behavioral test** results on the BFRS dataset. For all tests, higher numbers are better. See Table 2 for details of each test. For Test IV, dashed lines are the Fleiss Kappa heuristics from Landis (1977).

**Zero-shot results.** Table 3 shows the zero-shot weighted F1 scores<sup>1</sup> on the development set of each of our three datasets for Llama-8B and Mistral-7B. We compare our semi-structured codebook format with the original codebooks as written by the original authors, only changing them by prepending “Label:” to each label in the codebook to indicate what the LLM should predict in its output.

From Table 3, we see that dev-set zero-shot results range from very poor with 0.21 (weighted) F1 on Manifestos, to marginal with 0.65 and 0.57 on CCC and BFRS respectively. There is no clear “winner” between Llama-8B and Mistral-7B. This weak performance suggests that using either LLM on complex codebook tasks, either with original or re-written codebooks, is unlikely to be useful to applied analysts without fundamental improvements in the base LLMs to read, comprehend, and comply with codebook instructions or further updating the LLM weights on supervised examples (i.e. instruction tuning in Stage 4). We examine the robustness and further try to understand these zero-shot results in Stage 3.

Dataset	Codebook format	Llama-8B	Mistral-7B
BFRS	Ours	0.57 [0.55-0.58]	0.53 [0.52-0.55]
	Original	0.55 [0.53-0.56]	0.44 [0.42-0.45]
CCC	Ours	0.61 [0.58-0.64]	0.65 [0.62-0.68]
	Original	0.48 [0.45-0.52]	0.51 [0.48-0.54]
Manifestos	Ours	0.19 [0.17-0.21]	0.15 [0.13-0.17]
	Original	0.21 [0.19-0.23]	0.14 [0.12-0.16]

Table 3: **Zero-shot weighted F1 scores** for each LLM on each development dataset. We compare our semi-structured codebook format (“ours”) and the original authors’ format (the latter only changed by prepending “Label:” when appropriate). Square brackets indicate 95% confidence intervals via 500 bootstrap resamples of the (predicted, true) pairs.

## 8 Stage 3: Zero-shot error analysis

Stage 3 of our framework expands zero-shot evaluation of LLMs beyond aggregate performance metrics in order to better understand the LLMs’ errors and robustness. We use three complementary approaches: (1) we propose three additional *behavioral tests* that require labeled examples; (2) we systematically *ablate* different components of the codebook to understand how these different components affect LLM performance; and (3) we conduct detailed *manual analysis* of the output and

<sup>1</sup>Specifically, we implement this via scikit-learn’s function `f1_score(y_true, y_pred, average='weighted')`. This takes the average of per-class F1 scores, weighted by sample size, to account for imbalance.

explanations. We encourage applied researchers to use all of these approaches on their own codebook-LLM measurement projects—regardless of the aggregate zero-shot performance—to understand the errors their specific LLM is prone to make.

## 8.1 Labels-required behavioral tests

We build from the label-free behavioral tests in Stage 1, to conduct additional behavioral tests that require ground-truth labels. We describe and implement three additional tests (Test V, VI, and VII); see Table 2 and Figure 4.

**Test V—Exclusion criteria consistency** borrows a technique proposed by Karpinska et al. (2024) to identify whether LLMs are not “right for the wrong reason”. We modify both documents and codebooks with an exclusion criterion that makes a label invalid if a specific trigger word is present (e.g., “elephant”). The LLM should only reject the label when both the trigger appears in the document and the exclusion criterion appears in the codebook. This creates four test conditions, and LLMs must respond correctly to all four to demonstrate they are following the codebook’s instructions.<sup>2</sup>

**Tests VI and VII** provide a direct measure of how much the LLM is relying on the label itself versus following the instructions in the codebook. In **Test VI—Generic Label Accuracy** we replace the original labels with a non-informative labels (e.g. LABEL\_1). In **VII—Swapped Label Accuracy** we permute the original labels in the codebook so each label is paired with a different definition. An LLM should ideally follow the definitions despite the distraction of the swapped labels.

**Results.** Figure 4 shows the performance of Mistral-7B and Llama-8B on the labels-required behavioral tests, again using the BFRS development dataset and codebook. The models perform poorly on Test V, providing evidence that LLMs are not following specific codebook operationalizations. Finally, tests VI and VII show that the LLMs are indeed relying on the semantic content of the labels themselves, performing worse when the labels are replaced with generic terms or swapped. We caution applied researchers that if their constructs in their codebooks deviate too far from the background concepts an LLM has learned during pretraining, the zero-shot results may have systematic errors that could affect overall substantive results.

---

<sup>2</sup>Specifically, we add “IMPORTANT NOTE: This category does not apply if the document discusses an elephant” to the codebook and “And we also support elephants” to the document.

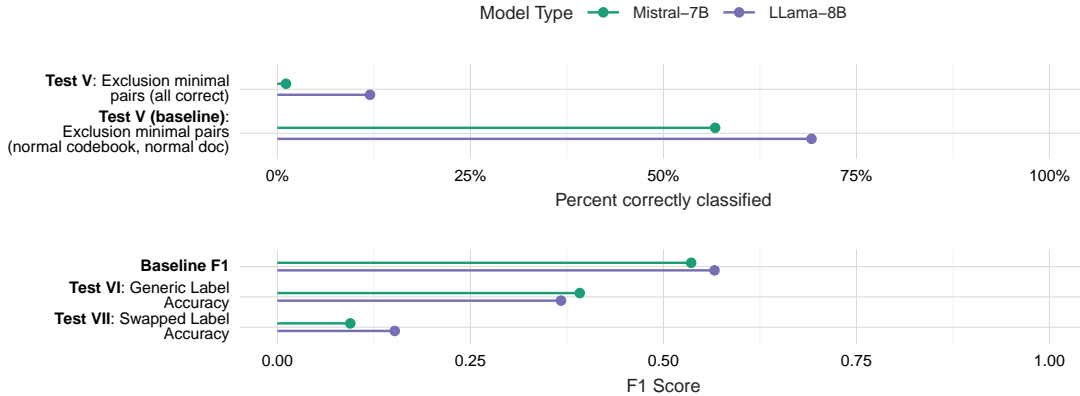


Figure 4: **Labels-required behavioral tests** of the two LLMs on the BFRS development dataset. See Table 2 for details of each test.

## 8.2 Zero-shot ablations

Codebook Component						
<i>Class Definition</i>	<i>Output Reminder</i>	<i>Positive Example</i>	<i>Negative Example</i>	<i>Clarification</i>	<i>Negative Clarification</i>	Dev F1
						0.53 *
	X					0.42
		X	X			0.46
		X	X	X	X	0.43
	X	X	X	X	X	0.20
X	X	X	X	X	X	0.29

Table 4: **Codebook ablation results for zero-shot predictions** from Mistral-7B on the BFRS development dataset. We report the weighted F1 scores, and **X** indicates the component of the codebook that we ablated. \*The unablated zero-shot result in the first row is the same as Table 3.

Next, to understand how different components of the codebook affect LLM performance, we conduct an ablation experiment on the BFRS dataset by systematically removing (ablating) different codebook elements (e.g. dropping “Negative Clarification” or “Positive Example”) and measuring the impact on Mistral-7B’s zero-shot F1 scores. We used the BFRS codebook because its original codebook was the most similar to our proposed new format (i.e. it already included positive and negative examples). We explore a limited set of the  $2^6$  possible options, focusing on the ones we



believe are most relevant to applied researchers.

**Results.** Table 4 shows the results of five ablation experiments. As expected, systematically ablating components decreases performance, indicating most components are necessary to achieve even the original t F1 score of 0.53. Notably, comparing the the fifth to sixth rows in Table 4 results in surprisingly *better* performance when dropping the class definition, providing only the label itself. In combination with our other error analysis results in this stage, this finding may suggest that the LLM is not fully adhering to the label definition in the codebook, which could be consequential for any codebook-LLM measurement that compared the same label across two operationalizations (e.g., the two “protest” operationalizations we mentioned in the introduction). In this codebook-LLM combination, including all codebook components improves performance, but we are cautious about drawing universal conclusions about optimal codebook components.

### 8.3 Manual analysis of zero-shot generative outputs

We recommend applied researchers manually analyze LLM outputs. Although the explanations generated by an LLM are not necessarily always logically consistent or “faithful” to their internal representations and predictions (Jacovi & Goldberg, 2020; Lyu et al., 2024), inspecting the output can illuminate some of the LLM’s failure modes. As a demonstration, we conducted a careful manual analysis on a sample from each dataset of the zero-shot outputs from Mistral-7B. Then we (the two authors) manually analyzed the model inputs, model outputs, and gold-standard labels. After an initial pilot round, we developed manually labeled LLM’s outputs into one of six classes; see SI J for details.

**Results.** Table 5 shows the aggregate results of the manual analysis. Mistral-7B compliance with prompt instructions related to allowable labels was excellent for BFRS (0% non-compliance) and CCC (2% non-compliance). However, for Manifestos, 45% of the sampled LLM outputs were non-compliant. These included errors such as outputting multiple labels or more egregious errors such as hallucinating labels (see Table SI 4).

We find evidence suggesting that Mistral-7B is relying on heuristics and shortcuts and not actually “reading” the codebooks. In one instance, a Manifesto example supporting increased education funding gets the predicted label “WELFARE\_POSITIVE (or EDUCATION\_POSITIVE)” (see Ta-

	BFRS	CCC	Manifestos
Sample: Num. Examples	24	50	62
Sample: Num. of Unique Classes	12	5	50
A. LLM correct	0.38	0.48	0.11
B. Incorrect gold standard	0.04	0.10	0.08
C. Document error (scraping/lack context)	0.04	0.02	0.03
D. LLM non-compliance	0.00	0.02	0.45
E. LLM semantics/reasoning mistake	0.50	0.26	0.29
F. Other	0.04	0.10	0.02

Table 5: **Manual error analysis results** on a sample of the zero-shot generative outputs for Mistral-7B given each development dataset. For each dataset, we report the number of examples and the number of unique classes in that sample as well as the proportion of outputs in categories A-F as judged by the authors. See Section J for definitions of each category.

ble SI 4). However, an explicit constraint in the Manifesto’s codebook for the WELFARE\_POSITIVE label is “This category excludes education.”

We also find evidence that Mistral is using lexical overlap heuristics (Levy et al., 2023)—selecting label words that appear in the text, even if the label is incorrect. For example, in CCC-1 in Table SI 4, the word “rally” occurs in the first sentence of the text and the LLM predicts the RALLY label even though the text clearly aligns with the codebook definition of a DEMONSTRATION.

These errors reveal limitations in how Mistral-7B interprets and applies the precise definitional boundaries that make codebooks valuable as measurement tools, and motivates Stage 4 to update the weights of an LLM given additional supervised examples.

## 9 Stage 4: Supervised finetuning

If Stages 1-3 show zero-shot performance is inadequate, researchers may need to abandon the zero-shot approach. If this is the case, they can return to (familiar) supervised classification techniques: training a “classic” supervised machine learning model from scratch or finetuning a BERT-based model to predict the label for each document (Grimmer et al., 2022). Rather than repeat the extensive literature on supervised text classification, we describe and provide an empirical demonstration for a promising new technique—*instruction tuning* in which an LLM’s weights are further updated on supervised input/output pairs via a next token prediction objective function (Longpre et al., 2023; Sanh et al., 2022; Y. Wang et al., 2022, 2023; Wei, Bosma, et al., 2022). While zero-shot prompting provides instructions to an off-the-shelf model at inference time, instruction tuning allows us to

improve the model’s ability to follow instructions, using supervised learning. This approach differs from traditional supervised learning—rather than training a supervised model on (document, label) pairs to return the correct label, we train it on (instruction, document, label) pairs, and obtain a generated label (e.g,  $y = \text{“protest”}$ ).<sup>3</sup>

Directly updating the weights in LLMs given supervised examples is very expensive in terms of training time and memory because most LLMs consist of billions of weights. However, we describe how to use parameter-efficient techniques of *quantization*—loading model weights with less precision, i.e. using fewer bits—and *low-rank adaptation (LoRA)* in which only a fraction of the weights are updated.

In practice, instruction tuning involves providing the LLM with training examples from the original datasets, consisting of:

1. The codebook ( $C$ )
2. A document to classify ( $X_i$ )
3. The correct natural-language label for that document e.g., “protest” ( $y_i$ )

For our instruction tuning set-up, a training dataset—BFRS, CCC, or Manifestos—consists of  $D$  tuples  $\{(m_i, y_i)\}_{i=1}^D$  where  $m_i$  is the entire “prompt” (consisting of the concatenation of  $C$  and  $X_i$  as well as any other instructions; see Figure 1).

Following previous work (Y. Wang et al., 2023), we do not compute the language modeling loss on the prompt, only on the output (See SI G). For each example  $i = 1, \dots, D$ , let  $N_{m_i}$  be the total number of tokens for the example’s prompt  $m_i$  and  $N_{y_i}$  be the total number of tokens for the corresponding output  $y_i$ . Then the negative log-likelihood loss function (masking inputs) is:

$$L_\theta \equiv - \sum_{i=1}^D \sum_{j \in [N_{m_i}, N_{y_i}]} \log p_\theta(t_{i,j} | t_{i,<j}) \times \begin{cases} 0 & \text{if } j \in N_{m_i} \\ 1 & \text{otherwise} \end{cases} \quad (1)$$

where  $t_{i,j}$  is the gold-standard  $j$ th token in either the input  $m_i$  or output  $y_i$ . The model weights  $\theta$  are then updated to minimize this loss function.

---

<sup>3</sup>For a glossary of terms used in this section, see SI A.

## 9.1 QLoRA training: quantization + low-rank adaptation

Fully updating all the weights in an LLM during instruction tuning is costly in computing time and memory requirements. To address this, we use “quantized low-rank adaptation” (QLoRA) (Dettmers et al., 2024; Hu et al., 2022), a technique that makes finetuning LLMs more efficient in two ways. First, it “quantizes” each weight—representing them a lower precision value (here, 4 bits), reducing memory requirements by around 75% compared to a full precision model. Second, instead of updating the full matrix of weights, it decomposes the weight matrix into two low-rank weight matrices to update.<sup>4</sup> This approach closely matches the set-up described in (Jindal et al., 2024), which won the 2023 NeurIPS challenge for efficient LLM instruction tuning.

We use a fixed rank of 16 in the results shown in Table 6. LoRA models have a broader set of hyperparameters, which we keep fixed; future work could look to domain-specific hyperparameter tuning. See SI Section G for details.

## 9.2 Instruction tuning results

Table 6 reports the weighted F1 scores of our instruction tuned models. For each model, we conduct QLoRA finetuning on the entire training set and evaluate on the entire dev set. We find consistent improvement in all instruction tuned models over their zero-shot results. For example, on BFRS, Mistral-7B improves its performance over its zero-shot results by 0.29 F1 (from 0.53 zero-shot to 0.82 instruction tuned) which is a 55% relative improvement. Performance gains for CCC are lower across both models and only slightly better than the baseline of the majority class. We hypothesize this could be due to CCC documents being much longer and thus much more difficult to classify. We omit the result for Llama on Manifestos—even with a batch size of one, the training process exceeded our GPU’s memory.

The finetuning process was quite costly in terms of total training time. However, the loss plateaued after about 10% of the total training examples so future work might be able to speed this up by training on fewer examples or better “early stopping.” Overall, these results indicate that instruction tuning is a viable approach for improving a model’s ability to predict classes given challenging code-books and poor zero-shot results, albeit with increased computational and annotation costs.

---

<sup>4</sup>That is, rather than updating the entire weight matrix  $W \in \mathcal{R}^{d \times d}$ , LoRA decomposes  $W$  into  $d \times r$ ,  $r \times d$  matrices, with significantly fewer weights than the full weight matrix (with  $r=16$ ,  $\sim 0.5\%$ .)

Dataset	LLM	Dev F1	$\Delta$ Zero-shot	Train time
BFRS	Baseline: Majority class	0.16	–	–
	Llama-8B	0.81 [0.80–0.82]	+0.24	6h 01m 11s
	Mistral-7B	0.82 [0.81–0.83]	+0.29	6h 51m 59s
CCC	Baseline: Majority class	0.51	–	–
	Llama-8B	0.68 [0.64–0.70]	+0.07	1h 29m 52s
	Mistral-7B	0.72 [0.69–0.75]	+0.07	1h 40m 38s
Manifestos	Baseline: Majority class	0.03	–	–
	Llama-8B	–*	–	–
	Mistral-7B	0.38 [0.35–0.40]	+0.23	17h 53m 47s

Table 6: **Results of LLMs after instruction tuning** on each training dataset; for training number of examples see Table 1. We report a baseline of predicting only the class was seen the most during training (majority class), the weighted F1 score on the development set (Dev F1), the change from the corresponding model’s zero-shot results in Table 3 ( $\Delta$  zero-shot), and the total training wall time on our single NVIDIA RTX 4090 GPU. Square brackets indicate 95% confidence intervals via 500 bootstrap resamples of the (predicted, true) pairs. \*We do not report Llama result on the Manifestos due to out-of-memory error with batch size=1.

## 10 Future work

We see several avenues for future research. Our set of three datasets and codebooks provide a challenging test bed (especially Manifestos) for a real-world codebook-LLM measurement. Future engineering work will improve on our zero-shot and instruction tuning results presented in this paper by using newer models, employing techniques such as chain-of-thought reasoning (Wei, Wang, et al., 2022) or self-improving prompts (Khattab et al., 2023), and experimenting with different instruction tuning hyperparameters. We emphasize that our paper’s core contributions lie in formalizing codebook-LLM measurement, proposing a set of behavioral tests, providing benchmark datasets, and establishing baseline performance results. We fully expect future work to achieve improved performance.

LLMs could also be used in-the-loop for codebook development. Codebooks are often developed iteratively during annotation as edge cases arise or annotators raise questions. Updating the codebook during annotation requires retraining annotators and potentially re-annotating existing documents, which can slow the annotation process. LLMs have the potential to reduce the number of changes a codebook requires after annotation begins by identifying gaps in the codebook.

Finally, future work could explore different tasks, such as information extraction or multi-label classification, and performance on non-English language text.

## 11 Conclusion

LLMs offer exciting possibilities for analyzing and classifying text with less human effort. However, using LLMs for codebook-based measurement is different than many other applications of LLMs: it requires the LLM to follow the lengthy and detailed operationalization of concepts in a codebook and to faithfully apply the provided coding criteria rather than solely relying on what it learned from pretraining. We believe the three codebook datasets we gathered and curated in this paper represent the real-world complexity of the codebook-LLM measurement task, and there likely exist many more that could be added to this collection.

For applied researchers looking to use LLMs now, we recommend following our five-stage empirical framework to systematically evaluate whether and how to employ LLMs for their specific measurement tasks. As LLMs improve, we expect measurement accuracy to improve as well. Rather than identifying a “best” LLM, we provide guidance and tools for researchers to make informed decisions about codebook preparation, model selection, and the choice between zero-shot use and supervised finetuning. We expect our framework, particularly our behavioral tests and error analysis techniques, will remain valuable tools for assessing measurement validity as the technology evolves.

## 12 Acknowledgments

We thank Dallas Card, Luke Sanford, Maria Antoniak, the anonymous reviewers, and attendees at PolMeth 2024 for helpful comments on the manuscript.

## 13 Data availability statement

We will post on the Harvard Dataverse the three codebooks, restructured codebooks, and original text (when possible given copyright and dataset restrictions) or code/instructions to compile the original text. We will post them in encrypted format (with password available) to prevent them from being automatically scraped as LLM training data and contaminating the benchmarks.

## References

- Adcock, R., & Collier, D. (2001). Measurement validity: A shared standard for qualitative and quantitative research. *American Political Science Association*.
- Atreja, S., Ashkinaze, J., Li, L., Mendelsohn, J., & Hemphill, L. (2024). Prompt design matters for computational social science tasks but in unpredictable ways. *arXiv:2406.11980*.
- Brown, T., Mann, B., Ryder, N., Subbiah, M., Kaplan, J. D., Dhariwal, P., Neelakantan, A., Shyam, P., Sastry, G., Askell, A., et al. (2020). Language models are few-shot learners. *NeurIPS*.
- Bueno de Mesquita, E., Fair, C. C., Jordan, J., Rais, R. B., & Shapiro, J. N. (2015). Measuring political violence in Pakistan: Insights from the BFRS dataset. *Conflict Management and Peace Science*.
- Burnham, M. (2024). Stance detection: A practical guide to classifying political beliefs in text. *Political Science Research and Methods*.
- Burnham, M., Kahn, K., Wang, R. Y., & Peng, R. X. (2024). Political debate: Efficient zero-shot and few-shot classifiers for political text. *arXiv preprint arXiv:2409.02078*.
- Chen, J. M., Bhattacharya, R., & Keith, K. A. (2024). Proximal causal inference with text data. *NeurIPS*.
- Crowd Counting Consortium. (2024). *crowdcounting.org*.
- Dettmers, T., Pagnoni, A., Holtzman, A., & Zettlemoyer, L. (2024). QLoRA: Efficient finetuning of quantized LLMs. *NeurIPS*.
- Egami, N., Hinck, M., Stewart, B., & Wei, H. (2023). Using imperfect surrogates for downstream inference: Design-based supervised learning for social science applications of large language models. *NeurIPS*.
- Gerner, D. J., Schrodtt, P. A., Yilmaz, O., & Abu-Jabr, R. (2002). Conflict and mediation event observations (CAMEO): A new event data framework for the analysis of foreign policy interactions. *International Studies Association, New Orleans*.
- Gilardi, F., Alizadeh, M., & Kubli, M. (2023). Chatgpt outperforms crowd workers for text-annotation tasks. *PNAS*.
- Grimmer, J., Roberts, M. E., & Stewart, B. M. (2022). *Text as data: A new framework for machine learning and the social sciences*. Princeton U.P.

- Halterman, A. (2024). Synthetically generated text for supervised text analysis. *Political Analysis* (forthcoming).
- Halterman, A., Keith, K., Sarwar, S., & O’Connor, B. (2021). Corpus-level evaluation for Event QA: The IndiaPoliceEvents corpus covering the 2002 Gujarat violence. *Findings of the ACL-IJCNLP*.
- Heseltine, M., & Clemm von Hohenberg, B. (2024). Large language models as a substitute for human experts in annotating political text. *Research & Politics*.
- Hsieh, C.-P., Sun, S., Kriman, S., Acharya, S., Rekish, D., Jia, F., Zhang, Y., & Ginsburg, B. (2024). Ruler: What’s the real context size of your long-context language models? *arXiv preprint arXiv:2404.06654*.
- Hu, E. J., Shen, Y., Wallis, P., Allen-Zhu, Z., Li, Y., Wang, S., Wang, L., & Chen, W. (2022). LoRA: Low-rank adaptation of large language models. *ICLR*.
- Jacovi, A., & Goldberg, Y. (2020). Towards faithfully interpretable NLP systems: How should we define and evaluate faithfulness? *ACL*, 4198–4205.
- Jindal, A. K., Rajpoot, P. K., & Parikh, A. (2024). Birbal: An efficient 7b instruct-model fine-tuned with curated datasets. *arXiv:2403.02247*.
- Karpinska, M., Thai, K., Lo, K., Goyal, T., & Iyyer, M. (2024). One thousand and one pairs: A “novel” challenge for long-context language models. *EMNLP*.
- Khattab, O., Singhvi, A., Maheshwari, P., Zhang, Z., Santhanam, K., Vardhamanan, S., Haq, S., Sharma, A., Joshi, T. T., Moazam, H., Miller, H., Zaharia, M., & Potts, C. (2023). DSPy: Compiling declarative language model calls into self-improving pipelines. *ICLR*.
- Knox, D., Lucas, C., & Cho, W. K. T. (2022). Testing causal theories with learned proxies. *Annual Review of Political Science*.
- Landis, J. (1977). The measurement of observer agreement for categorical data. *Biometrics*.
- Lehmann, P., Matthieß, T., Merz, N., Regel, S., & Werner, A. (2017). *Manifesto corpus. version: 2017b* (tech. rep.). Berlin: WZB Berlin Social Science Center.
- Levy, M., Ravfogel, S., & Goldberg, Y. (2023). Guiding LLM to fool itself: Automatically manipulating machine reading comprehension shortcut triggers. *Findings of EMNLP*.
- Liu, N. F., Lin, K., Hewitt, J., Paranjape, A., Bevilacqua, M., Petroni, F., & Liang, P. (2024). Lost in the middle: How language models use long contexts. *TACL*, 12, 157–173.



- Longpre, S., Hou, L., Vu, T., Webson, A., Chung, H. W., Tay, Y., Zhou, D., Le, Q. V., Zoph, B., Wei, J., et al. (2023). The Flan collection: Designing data and methods for effective instruction tuning. *ICML*.
- Lyu, Q., Apidianaki, M., & Callison-Burch, C. (2024). Towards faithful model explanation in NLP: A survey. *Computational Linguistics*.
- Mellon, J., Bailey, J., Scott, R., Breckwoldt, J., Miori, M., & Schmedeman, P. (2024). Do AIs know what the most important issue is? using language models to code open-text social survey responses at scale. *Research & Politics*.
- Palmer, A., Smith, N. A., & Spirling, A. (2024). Using proprietary language models in academic research requires explicit justification. *Nature Computational Science*.
- Pangakis, N., & Wolken, S. (2024). Knowledge distillation in automated annotation: Supervised text classification with LLM-generated training labels. *NLP+CSS Workshop*.
- Peskoff, D., & Stewart, B. M. (2023). Credible without credit: Domain experts assess generative language models. *ACL*.
- Ribeiro, M. T., Wu, T., Guestrin, C., & Singh, S. (2020). Beyond accuracy: Behavioral testing of NLP models with checklist. *ACL*.
- Rytting, C. M., Sorensen, T., Argyle, L., Busby, E., Fulda, N., Gubler, J., & Wingate, D. (2023). Towards coding social science datasets with language models. *arXiv preprint arXiv:2306.02177*.
- Sanh, V., Webson, A., Raffel, C., Bach, S., Sutawika, L., Alyafeai, Z., Chaffin, A., Stiegler, A., Raja, A., Dey, M., et al. (2022). Multitask prompted training enables zero-shot task generalization. *ICLR*.
- Wang, X., Hu, C., Ma, B., Röttger, P., & Plank, B. (2024). Look at the text: Instruction-tuned language models are more robust multiple choice selectors than you think. *COLM*.
- Wang, Y., Ivison, H., Dasigi, P., Hessel, J., Khot, T., Chandu, K., Wadden, D., MacMillan, K., Smith, N. A., Beltagy, I., et al. (2023). How far can camels go? exploring the state of instruction tuning on open resources. *NeurIPS*.
- Wang, Y., Mishra, S., Alipoormolabashi, P., Kordi, Y., Mirzaei, A., Naik, A., Ashok, A., Dhanasekaran, A. S., Arunkumar, A., Stap, D., et al. (2022). Super-NaturalInstructions: Generalization via declarative instructions on 1600+ NLP tasks. *EMNLP*.
- Wei, J., Bosma, M., Zhao, V., Guu, K., Yu, A. W., Lester, B., Du, N., Dai, A. M., & Le, Q. V. (2022). Finetuned language models are zero-shot learners. *ICLR*.

- Wei, J., Wang, X., Schuurmans, D., Bosma, M., Xia, F., Chi, E., Le, Q. V., Zhou, D., et al. (2022). Chain-of-thought prompting elicits reasoning in large language models. *NeurIPS*.
- Zhao, Z., Wallace, E., Feng, S., Klein, D., & Singh, S. (2021). Calibrate before use: Improving few-shot performance of language models. *ICML*.
- Ziems, C., Held, W., Shaikh, O., Chen, J., Zhang, Z., & Yang, D. (2024). Can large language models transform computational social science? *Computational Linguistics*.

## Supplemental Information

### A Glossary for Applied Researchers

We direct applied researchers to Grimmer et al. (2022)’s textbook for general and technical overviews of the text-as-data field. In this glossary section, we define terms related to our work and LLMs that may not be present in Grimmer et al. or new to applied readers.

- **Ablation:** A evaluation approach where components of a system are removed one at a time to understand their contribution. In the context of our codebook ablation, we can remove (ablate) one component at a time (e.g., the Negative Clarification). We re-run the entire prediction step with the ablated codebook and check the performance. A decrease in performance compared to the full-codebook baseline indicates that the abalated component is important for good performance.
- **Adaptation/Low-rank Adaptation (LoRA):** A technique for efficiently updating large language models for new tasks. Rather than modifying all of a model’s parameters (which could be billions of parameters), LoRA approximates these changes using smaller matrices. As an analogy, think about how singular value decomposition approximates a large matrix with two smaller matrices. Similarly, the full weight matrix is decomposed into two smaller matrices. In the case of Mistral 7B, our rank 16 LoRa has only 0.5% of the weights of the full weight matrix. During training, the weights in the full weight matrix remain unchanged—only the weights in the “low rank” approximation of the weights are updated. At inference time, the low rank matrices are multiplied by the full weight matrix. See Hu et al. (2022).
- **Self-Attention:** A mechanism introduced in the Transformer architecture of Vaswani et al. (2017) and thus a key component in LLMs. For each self-attention layer and head and for each token (typically a word), the model computes three vectors—a query, key, and value—and uses these to calculate “attention weights” that determine how much each other token influences the current token’s representation (embedding). These weights are computed as normalized dot products between query and key vectors, then used to create a weighted sum of value vectors. The main text discusses previous empirical results that LLMs attend more to words at the beginning or end of the prompt, putting less weight on words in the middle.

- **Classification Head:** An additional component added to BERT-style models to perform classification tasks (Devlin et al., 2019). While the base BERT model learns (via pretraining) contextual representations of text, and the classification head is a smaller (logistic regression) model that takes BERT’s text representations and converts them into specific class predictions. This is similar to how one might first create features from text (like topic model scores) and then use those features in a logistic regression for classification. The classification head is typically trained along with the main model to predict numerical class labels (like 0 or 1).
- **Few-shot:** An approach where the model sees a small number of examples before making predictions. In the context of LLMs, few-shot learning typically occurs through “in-context learning”, where examples are included in the prompt rather than used to update the model’s parameters. This is similar to showing a human coder several correctly coded examples alongside the codebook before asking them to code new documents. This differs from traditional machine learning approaches where models are updated using training examples. See also *zero-shot*. See Brown et al. (2020).
- **Lexical Overlap Heuristics:** A heuristic (or “shortcut”) observed in some LLMs, where they make predictions based on matching words rather than “understanding” meaning. For example, a model might label any text containing the word “protest” as a protest event without considering context. This is a familiar problem with dictionary-based approach that can misclassify texts by matching words without understanding their usage. See Levy et al. (2023).
- **instruction tuning:** A method for adapting language models to better follow specific instructions by training them on examples of tasks paired with instructions. Instead of training the model to simply predict the next word in a piece of text or to classify inputs into predefined categories (like in traditional supervised learning), instruction tuning teaches the model to generate appropriate responses to instructions. In our context, this means training the model to read a codebook and document, then generate the correct category label as text. We point readers to Wang et al. (2023) (which we found to be one of the more accessible instruction tuning papers).
- **Language Modeling Objective/Loss:** The usual objective/loss function for training LLMs. The LLM predicts the next word in a sequence, the predicted token is compared to the true next token, and the model’s parameters to improve these predictions. The “loss” measures

how far off the model’s predictions are from the correct next word. This is similar to how regression models are trained by minimizing the squared distance between predictions and actual values, but instead of predicting continuous numbers, language models predict probability distributions over possible next words.

- **Quantization:** A technique for compressing the numerical precision of a model to make it smaller in memory. Instead of storing numbers with high precision (like 2.493827), quantization might round them to simpler values (like 2.5). This reduces memory and computational requirements while maintaining most of the model’s performance. See Dettmers et al. (2024).
- **Weights:** The numerical parameters in a language model. These weights are adjusted during training (both pretraining or finetuning) to improve the model’s performance. This is analogous to how the coefficients in a regression model are optimized to minimize prediction error.
- **Zero-shot:** Describes when an LLM makes predictions using only the input prompt, without seeing any examples (that is *zero* labeled examples). In our case, this means giving the model just the codebook definitions and asking it to classify documents. This is analogous to giving a human coder only a codebook and asking them to begin coding immediately (given their previous experience and no background). See Wei et al. (2022).

## B Ethics

We acknowledge the real-world harm associated with the events reported in the documents in the datasets we use. We believe quantitative study of these events is important to mitigate future harm, but we also acknowledge that it should be paired with qualitative work, hopefully that which also connects with and advocates for the people affected by the events (D’Ignazio & Klein, 2020). We also acknowledge that all our results focus on English-language codebooks and text documents (Bender, 2019). Our conclusions may not hold on non-English language texts.

Justifiable concerns exist about the use of LLMs, specifically their environmental cost and the provenance of their training data.

**Data provenance.** Given the lack of transparency in LLM pretraining data (see Section F), we cannot know the exact mix of text in the pretraining data. The question of whether pretraining

LLMs on copyrighted text is fair use is an open question that we hope for more clarity on.

**Environmental Cost.** The (marginal) CO<sub>2</sub> costs from using pretrained LLMs is also a concern. Zero-shot experiments were conducted on a server with a single Nvidia RTX 4080 16GB RAM. Instruction tuning experiments were run on a server with 4 x RTX A6000 48GB VRAM. Using a generous estimate of 100 hours of GPU compute time and an emission factor of 0.50 kg/kWh yields an estimated 20kg of emitted CO<sub>2</sub> from our experiments. This is slightly less than the CO<sub>2</sub> emitted by an average internal combustion vehicle making an Ann Arbor–East Lansing round trip (Lacoste et al., 2019).

## C Comparison with NLP/CS tasks

Here, we provide more details for readers interested in the NLP/computer science literature on how the codebook measurement task differs from existing techniques and datasets in NLP/CS.

### C.1 Machine Reading Comprehension

In NLP, the closest task to our codebook task is *machine reading comprehension*, also known as *question answering*. The task of machine reading comprehension presents text passages to NLP models and then requires the models to answer questions about the passages.

Popular machine reading comprehension datasets include Stanford Question Answering Dataset (SQuAD) (Rajpurkar et al., 2016) and SQuAD 2.0 (Rajpurkar et al., 2018) which consist of hundreds of thousands of Wikipedia-based question-answer pairs. The answer to every question is an extractive span (a segment of text from the text passage). Other variants of machine reading comprehension datasets require models to answer questions about news articles (Trischler et al. (2017)’s NewsQA), find and reason over multiple supporting documents to answer questions (Yang et al. (2018)’s HotPotQA), or contain questions derived from Google search users’ queries (Kwiatkowski et al. (2019)’s Natural Questions).

In contrast with our codebook task, machine reading comprehension questions are usually factoid questions (general world knowledge) or extractive questions (a simple question whose answer is a direct quote from the provided passage), not questions constrained by context-specific definitions crafted by domain experts in codebooks. Our work builds on these NLP literatures, but is distin-

guished from previous work by our focus on codebook-specific constructs and requiring reasoning over both long documents and long codebook instructions with many categories.

## C.2 LLM Benchmarks

New generative LLMs, especially instruction tuned LLMs, are evaluated on a small set of widely used benchmark datasets.

**MMLU** (Massive Multitask Language Understanding, Hendrycks et al. (2021)) asks multiple choice questions covering a range of academic and professional domains. Good performance requires reasoning and knowledge, but the instructions/questions are concise and do not require reasoning over complex instructions or long passages, as our task requires.

**IFEval** (Instruction-Following Evaluation, Zhou et al. (2023)) measures the ability of LLMs to comply with very specific instructions about their output (e.g., limiting the response to a set number of words, using bullet points in the response, answering only in lowercase, etc.). This benchmark is a useful test of LLM compliance, which we identify as a key limitation for current models in carrying out the codebook measurement task. However, the benchmark does not evaluate the ability of LLMs to reason over long, detailed instructions in the face of ambiguity.

**ARC** (AI2 Reasoning Challenge, Clark et al. (2018)) asks multiple choice questions about grade-school-level science, requiring subject matter knowledge and limited reasoning. However, it does not require the LLM to interpret complex instructions.

**GPQA** (Graduate-Level Google-Proof Q&A benchmark, Rein et al. (2023)) asks very difficult questions written by domain experts in STEM that are challenging even for PhDs in the field. They require careful domain-specific reasoning, but the questions are relatively straightforward and do not require long-context reasoning.

**ZeroScrolls** (Shaham et al., 2023) is a collection of tasks that require reasoning over long contexts, including long document summarization and question-answering that involves multi-step reasoning over multiple paragraphs. Long context reasoning is an important aspect of the codebook measurement task, but our task also requires attention to long, complex instructions, which this set of evaluations does not directly measure.

Performance on math and coding benchmarks is less relevant to our codebook measurement tasks

and we omit a discussion of the standard benchmarks here.

## D Further illustration of codebook-LLM measurement

Here, we provide a second example to motivate the codebook-LLM measurement tasks. Asking an LLM to label whether a news story describes a “protest” invites potential measurement problems. While all definitions of protests include a shared core (claim-making or demands for political or social change outside of formal political channels), specific projects use different definitions of protests, categorize protests at varying levels of granularity, and apply different exclusion criteria. For example, the BFRS dataset on political violence in Pakistan (Bueno de Mesquita et al., 2015) excludes all non-violent protests, while making a distinction between a “riot” and a “violent political demonstration”. In contrast, the common automated event data ontology CAMEO (Gerner et al., 2002) collapses these two into a single “riot” category, while also coding other non-violent protest tactics. CAMEO excludes resignations and complaints by elites as a form of protest, while the Electoral Contestation and Violence (ECAV) dataset (Daxecker et al., 2019), which focuses exclusively on subnational protests in the context of elections, includes these as protests. Applying these different operationalizations of “protest” to the same corpus should *not* produce the same measurements.

### D.1 Dataset preprocessing

We make several changes to the original datasets as part of our preprocessing pipeline. The original news stories used to code the BFRS dataset from the English-language *Dawn* newspaper in Pakistan were not obtainable. Instead, we rely on the short, free-text English language summary of the event written by annotators that is provided in the structured BFRS dataset. In most cases, using the hand-written summary makes the task easier, as the summary focuses on the main event corresponding to the gold-standard label.<sup>5</sup>

The CCC dataset provides hyperlinks to the sources used to code each event.<sup>6</sup> We obtain the original English language source text using a scraper provided by (Halterman & Radford, 2021). To make the dataset comparable to the other two datasets, we limit their corpus to events that have (1) a

---

<sup>5</sup>In some cases, the summary omits details that are necessary for determining the true label. However, in Table 5, we find this is not a major concern in practice; only 4% of our BFRS sample lacked the necessary context.

<sup>6</sup><https://github.com/nonviolent-action-lab/crowd-counting-consortium>



single event type, and (2) a single news source. Omitting stories with multiple event types yields a single-label classification task that matches the other two datasets, while limited to events with a single source avoids the need for the LLM to perform a challenging cross-document inference task. We also omit events where the original text is not obtainable via the scraper.

We obtain the labeled Manifesto quasi-sentences from the Manifesto Project through their API<sup>7</sup>. In total, the Manifesto Project provides more than 1 million labeled quasi-sentences across several dozen languages. The Manifesto Project employs a large team of extensively trained native language speakers to annotate each quasi-sentence in each manifesto (Merz et al., 2016). For this work, we use a sample of 13 manifestos from English-speaking countries.

BFRS and CCC both label standalone, complete news stories, while Manifesto passages are often sub-sentence fragments (quasi-sentences). Prototype manual analysis of LLM errors revealed that identifying the correct label for some Manifesto passages was impossible without context from the preceding passes. Thus, in our empirical pipeline, we input the Manifestos’ target quasi-sentence (which is labeled) as well as the quasi-sentence just prior to the target one as context.

## D.2 Contamination insulation

Contamination of evaluation datasets—when an evaluation dataset is part of the LLMs training data and thus does not adequately represent generalization performance on an unseen set of examples—is a major concern in NLP research (Balloccu et al., 2024; Chang et al., 2023; Golchin & Surdeanu, 2024; Li & Flanigan, 2024, *inter alia*). We believe that our datasets are insulated from contamination, that is, they are unlikely to appear in their complete form in LLM pre-training or instruction tuning data. The BFRS dataset is not available online and was provided directly to us by the authors of the dataset. The structured CCC dataset includes hyperlinks to the sources used, but not the raw text. Instead, we scrape the original news stories, where available, and combine them with the structured data. The Manifesto corpus is the most at risk of training contamination, though we note that it has the lowest performance (see below). The original manifestos and the Manifesto Project codebook (Version 2020a from July 22, 2020) are available on the internet and likely to present in the LLM pre-training data, but the sentence-level annotations are provided through an API that requires registration.

---

<sup>7</sup>[urlhttps://manifesto-project.wzb.eu/information/documents/api](https://manifesto-project.wzb.eu/information/documents/api)

<b>Class</b>	<b>Precision</b>	<b>Recall</b>	<b>F1-score</b>	<b>Support</b>
CARAVAN	0.17	0.50	0.25	2
DEMONSTRATION	0.02	0.18	0.04	17
MARCH	0.60	0.22	0.32	109
PROTEST	0.77	0.79	0.78	647
RALLY	0.61	0.41	0.49	232
Macro avg	0.35	0.34	0.32	1009
Weighted avg	0.70	0.63	0.65	1009

Table SI 1: Zero-shot performance of Mistral-7B on the development set of CCC (new codebook format). Here, “support” is the number of examples in the development set.

## E Detailed zero-shot results

In Tables SI 1, SI 2, and SI 3, we provide per-class performance and support information for the three datasets in the zero-shot condition. For space, we include only results for Mistral-7B.

## F LLM details

Here, we provide greater justification of our choice of the four LLMs we examine, along with other parameters we experimented with. Because the landscape and performance of LLMs is constantly changing, we select four well performing open-weight LLMs between 7 billion and 12 billion parameters. Our purpose in the paper is to demonstrate our framework for using and evaluating LLMs to conduct codebook-based measurement. We want to ensure that our framework is generalizable to multiple models, but we re-emphasize that our objective is not to identify a single “best” LLM.

We intentionally choose “local” LLMs, whose weights can be downloaded to a local machine and updated. In our conception, “local” involves both open weights, but also a model small enough to run on a commodity GPU. Others have emphasized the importance of local models for scientific research and how local models are reproducible in a way that “closed”, API-based models which are constantly changing and do not have version control (e.g., ChatGPT) are not (Palmer et al., 2024; Rogers, 2023; Spirling, 2023). (See SI Section F for a detailed discussion of the “open” terminology and other models we considered). A local weight model is also required in order to further train the model, as we do.

We use the following LLMs in the main text. All are instruction tuned or “chat” versions. We

Class	Precision	Recall	F1-score	Support	
AGRICULTURE_POSITIVE	0.75	0.07	0.13	42	
ANTI-GROWTH_ECONOMY_POSITIVE	0.00	0.00	0.00	8	
ANTI-IMPERALISM	0.00	0.00	0.00	1	
CIVIC_MINDEDNESS_POSITIVE	0.00	0.00	0.00	9	
CONSTITUTION_NEGATIVE	0.00	0.00	0.00	7	
CONSTITUTION_POSITIVE	0.25	1.00	0.40	1	
CONTROLLED_ECONOMY	0.00	0.00	0.00	4	
CORPORATISM/MIXED_ECONOMY	0.00	0.00	0.00	1	
CULTURE_POSITIVE	0.75	0.28	0.41	32	
DECENTRALISATION	0.36	0.13	0.19	31	
DEMOCRACY	0.20	0.25	0.22	55	
ECONOMIC_GOALS	0.00	0.00	0.00	13	
ECONOMIC_GROWTH_POSITIVE	0.33	0.11	0.17	36	
ECONOMIC_ORTHODOXY	0.00	0.00	0.00	19	
ECONOMIC_PLANNING	0.00	0.00	0.00	1	
EDUCATION_NEGATIVE	0.00	0.00	0.00	1	
EDUCATION_POSITIVE	0.52	0.47	0.49	62	
ENVIRONMENTALISM_POSITIVE	0.54	0.30	0.38	94	
EQUALITY_POSITIVE	0.58	0.12	0.20	92	
EUROPE_NEGATIVE	0.25	0.40	0.31	5	
EUROPE_POSITIVE	0.10	0.69	0.18	13	
FOREIGN_SPECIAL_POSITIVE	0.13	1.00	0.23	13	
FREEDOM_AND_HUMAN_RIGHTS	0.08	0.03	0.04	40	
FREE_MARKET_ECONOMY	0.50	0.20	0.29	5	
GOV-ADMIN_EFFICIENCY	0.08	0.72	0.14	39	
INCENTIVES	0.00	0.00	0.00	24	
INTERNATIONALISM_NEGATIVE	0.00	0.00	0.00	2	
INTERNATIONALISM_POSITIVE	0.13	0.32	0.18	44	
LABOUR_GROUPS_POSITIVE	0.29	0.17	0.22	29	
LAW_AND_ORDER_POSITIVE	0.61	0.25	0.35	57	
MARKET_REGULATION	0.00	0.00	0.00	54	
MIDDLE_CLASS_AND_PROF._GROUPS	0.67	1.00	0.80	2	
MILITARY_NEGATIVE	0.00	0.00	0.00	3	
MILITARY_POSITIVE	0.59	0.53	0.56	19	
MINORITY_GROUPS	0.00	0.00	0.00	15	
MULTICULTURALISM_NEGATIVE	0.00	0.00	0.00	3	
MULTICULTURALISM_POSITIVE	0.00	0.00	0.00	14	
NATIONALISATION	0.00	0.00	0.00	7	
NATIONAL_WAY_OF_LIFE_NEGATIVE	0.00	0.00	0.00	4	
NATIONAL_WAY_OF_LIFE_POSITIVE	0.28	0.39	0.33	18	
NON-ECONOMIC_DEMOGRAPHIC_GROUPS	0.20	0.03	0.05	33	
PEACE	0.24	0.50	0.32	8	
POLITICAL_AUTHORITY	0.19	0.07	0.10	44	
POLITICAL_CORRUPTION	0.00	0.00	0.00	6	
PROTECTIONISM_NEGATIVE	0.00	0.00	0.00	9	
PROTECTIONISM_POSITIVE	1.00	0.17	0.29	6	
TECHNOLOGY_AND_INFRASTRUCTURE	0.17	0.07	0.10	72	
TRADITIONAL_MORALITY_NEGATIVE	0.00	0.00	0.00	4	
TRADITIONAL_MORALITY_POSITIVE	0.00	0.00	0.00	7	
WELFARE_NEGATIVE	0.00	0.00	0.00	2	
WELFARE_POSITIVE	0.30	0.36	0.33	136	
Macro avg	35	0.18	0.17	0.13	1732
Weighted avg		0.22	0.16	0.15	1732

Table SI 2: Zero-shot performance of Mistral-7B on the development set of Manifestos (new codebook format). Here, “support” is the number of examples in the development set.

Class	Precision	Recall	F1-score	Support
ASSASSINATION	0.90	0.52	0.66	1433
ATTACK_ON_STATE	0.60	0.95	0.73	192
CONVENTIONAL_ATTACK_ON_GOV_FORCES	0.19	0.84	0.31	152
DRONE_ASSASSINATION	0.93	1.00	0.97	43
GOV_ATTACK_ON_CIVILIANS	0.09	0.47	0.15	90
GOV_ATTACK_ON_NONSTATE_COMBATANTS	0.03	0.01	0.02	181
GUERRILLA_ATTACK_ON_GOV_FORCES	0.31	0.12	0.17	199
OTHER	0.20	0.28	0.24	291
RIOT	0.83	0.33	0.47	443
TERRORISM	0.80	0.37	0.51	872
THREAT_OF_VIOLENCE	0.37	0.53	0.44	30
VIOLENT_POLITICAL_DEMONSTRATION	0.69	0.86	0.76	567
Macro avg	0.35	0.37	0.32	4495
Weighted avg	0.69	0.49	0.53	4495

Table SI 3: zero-shot performance of Mistral-7B on the development set of BFRS (new codebook format). Here, “support” is the number of examples in the development set.

obtained the weights for each from Huggingface.

### Mistral-7B

We use Mistral 7B Instruct v0.2 for both the zero-shot and instruction tuning (Jiang & et al., 2023). Mistral’s weights can be downloaded and can be run on a commodity GPU, fulfilling the requirements we set for reproducibility and model access. At the time we began running our experiments, Mistral 7B Instruct was considered one of the “best” 7B open weight LLMs available. It outperformed both Llama2-7b and Llama2-13b on most important benchmarks, including MMLU, HellaSwag, and Winograd and outperformed all other 7b models on MT-Bench (Jiang & et al., 2023). In both conditions, we apply a 4 bit quantization to the model to enable the use of a consumer-grade GPU for both inference and training.

Link to weights: <https://huggingface.co/mistralai/Mistral-7B-Instruct-v0.2>

### OLMo-7B

We use the instruction tuned version of OLMo-7B as an LLM, primarily because it is much more fully documented than other LLMs (Groeneveld et al., 2024). OLMo’s training data, training parameters, and logs are available, making it a useful LLM for academic research into LLMs.

Link to weights: <https://huggingface.co/allenai/OLMo-7B-Instruct-hf>

### **Mistral-NeMo-12B**

We consider one larger model, Mistral’s NeMo model with 12 billion parameters (AI, 2024). NeMo has a larger context window than Mistral-7B (128,000) tokens, an improved tokenizer, and improved instruction tuning. However, details about the training data, training parameters, and instruction tuning step are not disclosed.

Link to weights: <https://huggingface.co/mistralai/Mistral-Nemo-Instruct-2407>

### **Llama-8B**

Finally, we use Llama 3.1 8B (Meta, 2024), an 8B open weight model from Meta. Version 3.1 offers improved instruction following capabilities and a larger context window than the original Llama 3 models.

Link to weights: <https://huggingface.co/meta-llama/Llama-3.1-8B-Instruct>

**Other details.** We note that local models are still not “open” models in that local model developers may still withhold details about the model’s training data or training conditions (Groeneveld et al., 2024). For example, we still have limited information on the nature of the training data in Mistral 7B Instruct. The most detailed description from Jiang and et al. (2023) is “we finetuned [Mistral 7B] on instruction datasets publicly available on the Hugging Face repository. No proprietary data or training tricks were utilized [...]” However, we believe the performance advantage of “open weight” models over fully open source models makes the trade-off worth their lack of full information about training details.

We experimented with Llama 2 and Phi-3 earlier in the project but had preliminary evidence that they were less accurate than Mistral.

Earlier LLMs had a context window shorter than our codebook+text input, so we initially posed the task as a set of binary classification tasks: given a document and a single label and definition from the codebook, infer whether provided label applies to the document. However, this was computationally expensive and rapid improvements in LLM context window size now make it possible to provide the entire codebook at once. As we discuss in the main text, we also believe that binary classification is not a fruitful approach: selecting the best category depends on reading *all* categories to understand the boundaries between them.

We experimented earlier in the project with constrained generation, biasing the LLM’s token probabilities to tokens that appear in the prompt, to reduce label hallucination. We found very slight gains on Manifestos and no gains on CCC and BFRS, and leave a deeper exploration of this technique for future work.

## G Instruction tuning details

According to Wang et al. (2023), “Instruction datasets targeted at specific domains and/or capabilities are extremely effective at improving model performance in those aspects.” If this statement holds true, it lends to the hypothesis that instruction tuning on many social science codebook datasets will also lead to improved performance.

When instruction finetuning on these input-output pairs, a model’s language modeling loss function can either be computed from both the input and output or the output only. Some research shows that computing the loss on both input and output improves performance (Shi et al., 2024), while others only compute the loss on only output (Wang et al., 2023). We opt for the latter and mask the loss for the input and only update weights via the loss computed on the output. Doing so speeds the training, and we hypothesize that it may improve cross-domain generalizability.

Unlike Wang et al. (2023), our training does not include teacher forcing, when a model generating a sequence of tokens conditions on the gold-standard tokens instead of the token generated by model from the previous time steps. Teacher forcing has been shown to be important on *long* generative texts but our desired gold-standard labels are just a few tokens long and an error on the first generated token means the LLM has already mis-predicted the label.

LoRA models have three main hyperparameters—the *rank*, the scaling factor  $\alpha$ , and *which layers* to update. The rank determines the size of the row-rank weight matrices. Lower rank approximations are more efficient and involve tuning fewer parameters, while higher rank LoRAs allow for more flexibility, but at greater computational and storage cost and risk of overfitting. The scaling parameter  $\alpha$  affects how much weight the LoRA weights get when multiplied with the original weight matrix. Guidance on how to select the  $\alpha$  parameter is mixed—common advice is to select a value that is one half, the same, or twice the value of the rank (Raschka, 2024a).

The original LoRA paper tunes only the query and value components of the attention (Hu et al.,

2022). However, recent research has shown that tuning all weights in the LLM can improve performance over only tuning part of the attention weights, albeit at increased computational cost (Raschka, 2024b).

We initially experimented with varying each of these hyperparameters. In our initial experiments, using a rank of 16 (with  $\alpha = \text{rank}$ ) and updating all weights performed best, albeit with inconsistent results. In the main text, we report only experiments with these hyperparameters and leave further exploration of the hyperparameters for future work.

We also leave for future work *cross-codebook* performance. That is, does instruction tuning on one dataset improve performance on a second dataset that was not seen during training? Improvements in performance over the zero-shot baseline would indicate the model has an improved, generalizable ability to conduct codebook-LLM measurement. Decreased performance would indicate instead that the model has overfit to the dataset seen during training and has not learned a generalizable codebook-following ability.

## H Prompt Example

Example complete zero-shot prompt for BFRS showing the Llama2-style special instruction tokens for Mistral 7B instruct. The special `<s>` token is applied during tokenization.

```
[INST]
<<SYS>>
Instructions: You're an expert political scientist categorizing news stories from Pakistan
            into categories. Carefully read the definitions below, read the story, and write the
            Label that best matches the story. Use only the provided labels.
Task Type: single label multiclass

<</SYS>>
Categories:
Category: assassination
Label: ASSASSINATION
Definition: An attempt (successful or failed) by a non-state entity aimed to kill a
            specific individual.
```

Clarification: Targets may include military, political, civil society or civilian state or federal leadership. In some case, there may be a suspected government agency behind the assassination. This Label applies when a body is found with bullet wounds or other marks of violence and/or torture.

Negative Clarification: Does not include assassination using drone attacks (coded separately) or deaths from attacks on military, paramilitary, police or intelligence targets, or state violence against a group of civilians.

Positive Example: "An Imam of a mosque was brutally murdered by unknown assailants in Jehanian on Friday." This is an ASSASSINATION because the imam appears to have been deliberately targeted.

Negative Example: "A woman and her son were injured by unidentified assailants in Mominabad on Sunday." This is an example of TERRORISM, not ASSASSINATION, because the attack does not appear to be specifically targeted at the victims.

Category: assassination (drone attack)

Label: DRONE\_ASSASSINATION

Definition: An assassination (failed or successful attempt) carried out using an unmanned aerial vehicle (drone strike).

Negative Clarification: Non-drone assassination attempts are coded under the 'Assassination' category, not under this category.

Positive Example: "Drone fired missiles at a heavily fortified mud-house in Asoray Village in the Mirali sub-division killing 5 people and injuring 1.; a senior Al Qaeda commander, Hamza Rabia, was killed in the attack"

Negative Example: "Two soldiers were injured in a bomb blast near an army outpost in the Hamrang area." No mention of a drone strike.

Category: attack on state

Label: ATTACK\_ON\_STATE

Definition: An attack on Pakistani territory targeted at the state of Pakistan or its representatives that was conducted by the armed forces of another state. This includes shelling across the Line of Control, attacks on Pakistani forces mistaken for militants near the Afghan border.

Clarification: All these incidents were attributed to the government of India or United



States and NATO forces.

Positive Example: "Indian forces resorted to machine gun firing across the LoC in what the Pakistani officials termed a clear violation of the ceasefire." This is an example of another state's military conducting an attack on Pakistan.

Negative Example: "Five rockets were fired at a Frontier Corps checkpost in Sangsilla Chashma area of Pir Koh." Not attributable to the armed forces of another state.

Category: conventional attack on military/paramilitary/police/intelligence

Label: CONVENTIONAL\_ATTACK\_ON\_GOV\_FORCES

Definition: Incidents that involve a direct conventional attack on a military, police, paramilitary, or intelligence target, such that violence has the potential to be exchanged between the attackers.

Clarification: Conventional tactics are those that would be employed by state forces. Conventional attacks include ambushes, direct fire, artillery, pitched battle, and troop captures. This includes but is not limited to: attacks against military checkposts, police headquarters, the Federal Investigative Agency (FIA), the ISI.

Negative Clarification: "Guerilla" tactics are described in a separate category. Attacks by state actors (e.g. India) are coded as "attack on state"

Positive Example: "At least two security personnel were injured in skirmishes between security forces and armed tribesmen. The attackers escaped after security forces retaliated using gunfire. No arrest was reported." Skirmishes involving gunfire is a conventional attack.

Negative Example: "A vehicle carrying security personnel hit a landmine in Loti gas field area resulting in injuries to three soldiers." This is a guerilla attack because it involves a road-side bomb.

Category: guerilla attack on military/paramilitary/police/intelligence

Label: GUERILLA\_ATTACK\_ON\_GOV\_FORCES

Definition: Incidents that involve a guerilla-like attack (e.g., a car or suicide-bombing, a kidnapping) on a military, police, paramilitary, or intelligence target.

Clarification: Guerilla attacks employ tactics that conventional forces do not. For example, guerilla attacks will employ road-side bombs, improvised explosive devices (IEDs), suicide attacks (e.g. on a checkpoint), car bombs and the like.

Negative Clarification: Gun battles between soldiers and militants are coded as conventional attacks.

Positive Example: "A suicide bomber blew himself up in an army training area in Guliana near Kharian cantonment, where the soldiers were busy training." Suicide attacks are examples of guerilla attacks.

Negative Example: "Mewind Rifles received information about the presence of militants in the area. When security forces reached there, militants started firing." This describes a conventional battle between militants and state forces and is thus not a guerilla attack.

Category: military/paramilitary/police attack on non-state combatants

Label: GOV\_ATTACK\_ON\_NONSTATE\_COMBATANTS

Definition: Violence initiated by state (federal or provincial) combatants against combatant non-state, sub-national groups, or clandestine agents.

Clarification: Includes attacks by the US and NATO on militants in Pakistan that involve manned aircraft or artillery systems. For example, these may be brief episodes such as the Pakistan Army and Police assault on the Lal Masjid OR they may be sustained as the army offensive in South Waziristan in 2011 or the Frontier Corps in Aurakzai.

Negative Clarification: drone attacks have their own category

Positive Example: "In a continuation of the crackdown on militants by the army, four more militants were killed." State forces attacked non-state armed actors.

Negative Example: "A personnel of the Balochistan Reserve Police was injured when some armed men opened indiscriminate fire on them which they later returned." This is a non-state attack on state forces, so this label does not apply.

Category: military/paramilitary/police selective violence

Label: GOV\_ATTACK\_ON\_CIVILIANS

Definition: Violence initiated by state (federal or provincial) combatants against civilians.

Clarification: These may include incidents where a newspaper reports that a political activist is picked up by the intelligence services and detained and beaten overnight.

Negative Clarification: Does not include attacks on combatants or violence in the context of a protest.

Positive Example: "Advocate Ghulam Nabi of the Peshawer High Court was allegedly picked up by personnel of an intelligence agency in three vehicles near the NWFP assembly, and released after a severe over night thrashing. He is associated with Jamaat-i-Islami and a critic of the army and intelligence agencies."

Negative Example: "The police baton charged lawyers and other political activists as they tried to enter the city in order to join the throng of people outside the Supreme Court who were there supporting the sacked Chief Justice. Hundreds of people tried entering Islamabad for the purpose, which the police tried to stop by baton-charging the crowd." This violence takes place in the context of a protest, and thus should get the label "violent political demonstration".

Category: riot

Label: RIOT

Definition: A riot is a violent clash between two or more sizeable groups or when a single informally assembled crowd becomes violent.

Clarification: Neither group can be a state force. However, if there are two or more clashes around a single event in which the police are involved, then it would be a classified as a riot.

Negative Clarification: For example, the students of the Lal Masjid versus the police would not be considered a riot, it would be a Violent Political Demonstration.

Positive Example: "Five workers of the Muslim Students Federation, the student wing of the ruling Muslim conference, sustained bullet wounds in a clash with the activists of pro-independence National Students Federation."

Negative Example: "An angry mob thrashed police personnel, accusing them of manhandling people and using obscene language when they (the police) raided a gambling den." This incident involves police, so it is coded as a "violent political demonstration."

Category: terrorism

Label: TERRORISM

Definition: Premeditated, politically motivated violence perpetrated against noncombatant targets by subnational groups or clandestine agents (22 U.S.C. \S 2656f(d)(2)).

Positive Example: "Security forces foiled an attempt to blow up a 12-inch diameter gas pipeline in Sui tehsil." Even though this attack was unsuccessful, it still involved

an attack by non-state groups on non-combatant targets.

Negative Clarification: In contrast, an attack on a police check point is not considered to be terrorism even if civilians are harmed in the conduct of the attack provided that the primary target was the check point. This is coded as an attack on police, paramilitary or military target. The intended targets of the attacks is key. A targeted attack on a specific figure is an instance of assassination, not terrorism.

Negative Example: "The grandson of Mohmand Agency MNA Maulana Ghulam Mohammad Sadiq was killed when gunmen entered his house and opened fire." The attack seems directed at a specific prominent person, so even though it's carried out by non-state actors, it should be coded as an assassination, not terrorism.

Category: threat of violence

Label: THREAT\_OF\_VIOLENCE

Definition: Incidents in which the threat of violence is reported as being used for political purposes.

Clarification: A typical example is when a spokesman for a banned militant group threatens attacks if certain policy changes were not made, or when a party spokesman threatens violent protest if certain changes are not made. This also includes incidents in which a particular individual is threatened.

Positive Example: "The President of the All Pakistan Clerks Association...alleged that he had received a phone call warning him of an explosion at his house."

Negative Example: "A man killed his cousin, accusing her of having illicit relations with a youth of the same village." This is an instance of violence actually being carried out, not a threat of violence.

Category: violent political demonstration

Label: VIOLENT\_POLITICAL\_DEMONSTRATION

Definition: A violent political demonstration is characterized as mobilization of crowds in response to a political event that at some point becomes violent.

Clarification: Violence may be initiated by the crowd or by the police upon the crowd.

Negative Clarification: A violent clash between two non-state groups is a riot, not a violent political demonstration.

Positive Example: "Hundreds of school children and armed supporters of Lashkar-i-Islam

stormed the Bara bazaar and set the main tehsil, Qambaraband, Al Haaj Market, Sheikhan and Qasaban checkpoints of the Khasadar force on fire. The Lashkar-i-Islam had warned of protests if their demands were not met."

Negative Example: "A man killed and his brother injured when they were attacked by their rivals over a land dispute." The motivation here is not a political event, thus this event is a riot, not a violent political demonstration.

Category: other

Label: OTHER

Definition: Incidents that are not easily categorized such as people being hurt by unexploded ordnance or when the source of the violence is unclear.

Clarification: An event that does not fit into the other categories (assassination, attack on state, conventional attack on military/paramilitary/police/intelligence, guerilla attack on military/paramilitary/police/intelligence, military/paramilitary/police selective violence) should be coded as OTHER.

Positive Example: "A man allegedly opened fire on his wife while she was offering prayers, and later proceeded to kill his brother on the pretext that his wife and his brother had illicit relations. He then escaped."

Negative Example: "A suicide bomber blew himself up in an army training area in Guliana near Kharian cantonment, where the soldiers were busy training."

The following is a news story from Pakistan.

Document: A presiding officer was kidnapped allegedly by the supporters of a PML Q candidate

Write the name of the Label that fits best, with no other text. For example, "Label: ASSASSINATION", "Label: VIOLENT\_POLITICAL\_DEMONSTRATION", etc.

-----

[/INST]

Label: "

## I Cross-codebook training

During instruction tuning, we also experimented with evaluating the instruction tuned LLM on previously unseen codebooks, as well as training on multiple codebooks. We initially hypothesized that instruction tuning, especially when masking the language modeling loss on the prompt, would yield a model that could generalize to unseen codebooks. We anticipated that the benefits would be especially strong when training on multiple codebooks. However, we found that cross-codebook performance, even when training on multiple codebooks, was quite poor. Our approach to instruction tuning Mistral-7B does not seem to yield a model with improved codebook compliance abilities, compared to zero-shot performance. We interpret these results as showing overfitting to the training codebook(s), rather than learning a generalizable codebook-following ability. However, we hypothesize that scaling the training to more codebooks, restructured into the consistent format we propose, could yield instruction tuned models with improved codebook measurement performance.

## J Manual analysis

Our manual analysis began with a exploratory annotation round. In the pilot annotation round, we sampled roughly 50 errors on the Manifestos development set, which we used to develop the following six mutually exclusive categories which we subsequently used to categorize the BFRS, CCC, and Manifestos samples:

- A. **LLM correct.** We assigned this category the LLM generative output (including the LLM explanation) and the parsed label from the output were correct.
- B. **Incorrect gold standard.** We assigned this category if after inspection of the text, gold-standard label (from the original annotators), and codebook, we disagreed with the gold-standard label.
- C. **Document error.** We assigned this category if we determined something was wrong with the text itself. For example, sometimes scraping errors meant part of the text was missing or the chunk of text given as input need more context (e.g., the Manifestos’ sub-sentences required more context than we provided).
- D. **LLM non-compliance.** We assigned this category if the LLM did not comply with the output reminder in the prompt: “Write the name of the label that fits best, with no other text. For example, [...]” We borrow the compliance/non-compliance language from Atreja et al. (2024) who also analyzed LLM non-compliance. In our work, this category includes instances for which an LLM hallucinated a label or the LLM had more than one label in its output. We did not assign this category to when

the LLM outputted explanations despite the prompt specifying “no other text” since Mistral almost always included an explanation.

E. **LLM semantics/reasoning mistake.** We assigned this category if the LLM was compliant with the output reminder (i.e. outputted only a single label from the valid label set), but the label and/or explanation were incorrect. Almost always, the mistaken label was due to semantics, reasoning, and/or world knowledge. This was one of the most important categories for us as it reveals significant weaknesses in LLMs compiling with the *codebook-contextual label assumption*.

F. **Other.** This was our catch-all category for any other manual analyses that did not fit within the categories above. For example, if we determined there was sufficient ambiguity in the codebook descriptions of the classes; if there was a parsing error on the model output<sup>8</sup>; ambiguity in the text itself; or ambiguity in the label precedence.<sup>9</sup>

## J.1 More details on the manual analysis.

Over-reliance on heuristics (also called short-cuts or spurious correlations in the literature) in other NLP models besides LLMs has been a major concern of past work in NLP (Gardner et al., 2021; Gururangan et al., 2018; McCoy et al., 2019, *inter alia*). In our empirical results, lexical overlap heuristics occur both in correct and incorrect predictions.

In our manual analysis, we found several of the LLM *correct* predictions on Manifestos came from heavy lexical overlap between the input text and label. For example, the LLM correctly predicted the label PEACE for the text “Plaid Cymru supports peaceful negotiations over destructive warfare” and correctly predicted the label POLITICAL CORRUPTION for the text “The EFF Government will end government corruption and incompetence, which currently cost the State more than R30 billion per year.”

Original annotation and codebook quality remains a concern; we (the authors) disagreed with the gold-standard label in 4%, 10% and 8% of instances in our samples of BFRS, CCC, and Manifestos respectively. We also identified some mismatches between LLM predictions and gold standard labels that result from ambiguity in the codebook, especially in the CCC dataset. For instance, an event that involves a march near the target of the action could be considered either a protest (a crowd gathering near the target of their claims) or a march. In practice, the MARCH label seems to take precedence over RALLY, PROTEST, or DEMONSTRATION, but the codebook is not explicitly clear on this point.<sup>10</sup> Using LLMs as part of an iterative

---

<sup>8</sup>For example, on a CCC instance the model output was “COUNTER.PROTEST” and our deterministic parser than marked “PROTEST” but “PROTEST” was still the incorrect label.

<sup>9</sup>For example, in CCC does MARCH take precedence over RALLY?

<sup>10</sup>In practice, CCC allows multiple labels per story. Our sample of CCC stories include only stories for which a single event was identified.

process of codebook development is a promising direction for future work (Section 10).



## K Lemon-picked examples from manual error analysis

		D. LLM non-compliance	
Dataset-Ex.	Text	Gold Label	LLM output
Manif-1	<p>Context: will promote a learning and knowledge society by advancing technology, enhancing research and creating a society with love of learning and engaged in societal development; work with the Universities and other Institutes of Higher learning to improve their coordination with the FET system and the business sector to ensure that their graduates have the kind of education that is relevant to the needs of the economy and society;</p> <p>Text: further improve the levels of financial support especially to university students who come from poor families , and by encouraging work/study opportunities for students;</p>	EDUCATION _POSITIVE	<p>WELFARE_POSITIVE (or EDUCATION_POSITIVE, depending on the specific focus of the party’s manifesto)</p> <p>Explanation: The statement from the South African political party’s manifesto indicates a commitment to improving financial support for university students from poor families and encouraging work/study opportunities for students. This aligns with the “Welfare” or “Education” categories, as the party is focusing on enhancing the quality of life for students by addressing their financial needs and providing opportunities for practical experience. The “Positive” label is used to indicate that the party’s stance is supportive and constructive in this regard.</p> <p>Note: Depending on</p>
Manif-2	<p>Context: We will provide more opportunities for applicants who have Canadian siblings by giving additional points under the Express Entry system, and we will restore the maximum age for dependents to 22 from 19, to allow more Canadians to bring their children to Canada.</p> <p>Text: We will also grant immediate permanent residency to new spouses entering Canada, eliminating the two-year waiting period.</p>	MINORITY _GROUPS	<p>IMMEDIATE_PERMANENT_RESIDENCY_FOR_NEW_SPOUSES_POSITIVE</p> <p>Explanation: This statement falls under the category “immigration” and specifically “permanent residency” within the “External Relations” aggregation. The label “IMMEDIATE_PERMANENT_RESIDENCY_FOR_NEW_SPOUSES_POSITIVE” is the best match for this statement as it accurately reflects the positive nature of the party’s stance on granting immediate permanent residency to new spouses entering Canada.</p> <p>Additionally, it’s important to note that the provided passage does not contain any negative statements, so no negative labels</p>
		E. LLM semantics/reasoning mistakes	
Dataset-Ex.	Text	Gold Label	LLM output
BFRS-1	<p>The army picket came under heavy gunfire and the military countered the attack and fired artillery shells. This attack took place two days after the expiry of the deadline given by Taliban that the military should halt the Swat operation or face retaliation.</p>	GUERRILLA_ATTACK _ON_GOV_FORCES	<p>ATTACK_ON_STATE</p> <p>Explanation: The news story describes an attack on a military checkpoint, which fits the definition of an attack on Pakistani territory targeted at the state of Pakistan or its representatives. The attack was carried out by non-state entities, specifically the Taliban, and was in response to a deadline given by the Taliban for the military to halt an operation.</p> <p>Therefore, the best label for this news story is “ATTACK_ON_STATE”.</p> <p>Note: It’s important to remember that the labels provided are based on the given definitions and the information in the news story. The actual classification of an event can depend on additional context and information that</p>
CCC-1	<p>Holding a sign and wearing a pink hat, Mary Counter looked around and lamented the fact that only about three dozen people showed up Friday afternoon outside the Statehouse for a rally supporting the impeachment and removal of President Donald Trump.</p> <p>“We’re like frogs in boiling water,” she said. The ever-increasing pile of wrongdoing by Trump has simply numbed many Americans into inaction despite the threat to their nation, said Counter, a retired communications professional from the Northwest Side.</p> <p>[... truncated for space ...]</p>	DEMONSTRATION	<p>RALLY</p> <p>Explanation: The news story describes a crowd gathering to demonstrate their support for the impeachment and removal of President Donald Trump. The crowd is holding signs and marching to a building, which fits the definition of a rally.</p> <p>Additional context: The crowd is sponsoring the event and is drawing support from passersby, indicating that it is a deliberate and organized demonstration of support for a political cause. The fact that the event includes a short march to a building also supports the label of rally, as marches are a separate category.</p> <p>Therefore, the label for this news story is “RALLY”.</p> <p>Note: The label “PROTEST” could</p>
Manif-3	<p>Context: Tax Breaks for Green Buildings</p> <p>From 1 July 2011, businesses that invest in eligible assets or capital works to improve the energy efficiency of their existing buildings – from 2 stars or lower to 4 stars or higher – will be able to apply for a one-off bonus tax deduction.</p> <p>Text: The incentive will enable businesses to claim a bonus tax deduction of 50 per cent of the cost of the eligible assets or capital works.</p>	ENVIRONMENT- ALISM_POSITIVE	<p>INCENTIVES</p> <p>Explanation: The text describes a tax incentive for businesses to invest in energy-efficient buildings. The incentive is a bonus tax deduction, which falls under the category of incentives in the provided list.</p> <p>Therefore, the label for this excerpt is “INCENTIVES”.</p> <p>Additionally, the label for the aggregation level for this text would be “Economy”.</p> <p>So, the complete label for this excerpt would be “Economy: Incentives”.</p> <p>This label indicates that the text discusses a policy related to incentives within the economic context of the political party’s manifesto.</p>

Table SI 4: Lemon-picked examples of LLM errors discovered during manual error analysis.

## Appendix References

- AI, M. (2024). Mistral nemo. *Blog: Mistral AI*, <https://mistral.ai/news/mistral-nemo/>.
- Atreja, S., Ashkinaze, J., Li, L., Mendelsohn, J., & Hemphill, L. (2024). Prompt design matters for computational social science tasks but in unpredictable ways. *arXiv:2406.11980*.
- Balloccu, S., Schmidtová, P., Lango, M., & Dušek, O. (2024). Leak, cheat, repeat: Data contamination and evaluation malpractices in closed-source llms. *EACL (Volume 1: Long Papers)*, 67–93.
- Bender, E. (2019). The #benderrule: On naming the languages we study and why it matters. *The Gradient*, 14, 34.
- Brown, T., Mann, B., Ryder, N., Subbiah, M., Kaplan, J. D., Dhariwal, P., Neelakantan, A., Shyam, P., Sastry, G., Askell, A., et al. (2020). Language models are few-shot learners. *NeurIPS*.
- Bueno de Mesquita, E., Fair, C. C., Jordan, J., Rais, R. B., & Shapiro, J. N. (2015). Measuring political violence in Pakistan: Insights from the BFRS dataset. *Conflict Management and Peace Science*.
- Chang, K., Cramer, M., Soni, S., & Bamman, D. (2023). Speak, memory: An archaeology of books known to chatgpt/gpt-4. *EMNLP*, 7312–7327.
- Clark, P., Cowhey, I., Etzioni, O., Khot, T., Sabharwal, A., Schoenick, C., & Tafjord, O. (2018). Think you have solved question answering? try ARC, the AI2 reasoning challenge. *arXiv:1803.05457*.
- Daxecker, U., Amicarelli, E., & Jung, A. (2019). Electoral contention and violence (ecav): A new dataset. *Journal of Peace Research*, 56(5), 714–723.
- Dettmers, T., Pagnoni, A., Holtzman, A., & Zettlemoyer, L. (2024). QLoRA: Efficient finetuning of quantized LLMs. *NeurIPS*.
- Devlin, J., Chang, M.-W., Lee, K., & Toutanova, K. (2019). BERT: Pre-training of deep bidirectional transformers for language understanding. *NAACL-HLT (Long and Short Papers)*.
- D’Ignazio, C., & Klein, L. F. (2020). *Data feminism*. MIT press.
- Gardner, M., Merrill, W., Dodge, J., Peters, M. E., Ross, A., Singh, S., & Smith, N. A. (2021). Competency problems: On finding and removing artifacts in language data. *EMNLP*, 1801–1813.

- Gerner, D. J., Schrodtt, P. A., Yilmaz, O., & Abu-Jabr, R. (2002). Conflict and mediation event observations (CAMEO): A new event data framework for the analysis of foreign policy interactions. *International Studies Association, New Orleans*.
- Golchin, S., & Surdeanu, M. (2024). Time travel in llms: Tracing data contamination in large language models. *ICLR*.
- Grimmer, J., Roberts, M. E., & Stewart, B. M. (2022). *Text as data: A new framework for machine learning and the social sciences*. Princeton U.P.
- Groeneveld, D., Beltagy, I., Walsh, P., Bhagia, A., Kinney, R., Tafjord, O., Jha, A. H., Ivison, H., Magnusson, I., Wang, Y., et al. (2024). OLMo: Accelerating the science of language models. *arXiv:2402.00838*.
- Gururangan, S., Swayamdipta, S., Levy, O., Schwartz, R., Bowman, S., & Smith, N. A. (2018). Annotation artifacts in natural language inference data. *NAACL-HLT (Short Papers)*, 107–112.
- Halterman, A., & Radford, B. J. (2021). Few-shot upsampling for protest size detection. *Findings of the ACL*, 3713–3720.
- Hendrycks, D., Burns, C., Basart, S., Zou, A., Mazeika, M., Song, D., & Steinhardt, J. (2021). Measuring massive multitask language understanding. *ICLR*.
- Hu, E. J., Shen, Y., Wallis, P., Allen-Zhu, Z., Li, Y., Wang, S., Wang, L., & Chen, W. (2022). LoRA: Low-rank adaptation of large language models. *ICLR*.
- Jiang, A. Q., & et al. (2023). Mistral 7b. *arXiv:2310.06825*.
- Kwiatkowski, T., Palomaki, J., Redfield, O., Collins, M., Parikh, A., Alberti, C., Epstein, D., Polosukhin, I., Kelcey, M., Devlin, J., Lee, K., Toutanova, K. N., Jones, L., Chang, M.-W., Dai, A., Uszkoreit, J., Le, Q., & Petrov, S. (2019). Natural questions: A benchmark for question answering research. *TACL*.
- Lacoste, A., Luccioni, A., Schmidt, V., & Dandres, T. (2019). Quantifying the carbon emissions of machine learning. *arXiv preprint arXiv:1910.09700*.
- Levy, M., Ravfogel, S., & Goldberg, Y. (2023). Guiding LLM to fool itself: Automatically manipulating machine reading comprehension shortcut triggers. *Findings of EMNLP*.
- Li, C., & Flanigan, J. (2024). Task contamination: Language models may not be few-shot anymore. *Proceedings of the AAAI Conference on Artificial Intelligence*, 38(16), 18471–18480.

- McCoy, T., Pavlick, E., & Linzen, T. (2019). Right for the wrong reasons: Diagnosing syntactic heuristics in natural language inference. *ACL*, 3428–3448.
- Merz, N., Regel, S., & Lewandowski, J. (2016). The manifesto corpus: A new resource for research on political parties and quantitative text analysis. *Research & Politics*, 3(2), 2053168016643346.
- Meta. (2024). Introducing llama 3.1: Our most capable models to date. *Blog: Meta*, <https://ai.meta.com/blog/meta-llama-3-1/>.
- Palmer, A., Smith, N. A., & Spirling, A. (2024). Using proprietary language models in academic research requires explicit justification. *Nature Computational Science*.
- Rajpurkar, P., Jia, R., & Liang, P. (2018). Know what you don’t know: Unanswerable questions for squad. *ACL (Volume 2: Short Papers)*, 784–789.
- Rajpurkar, P., Zhang, J., Lopyrev, K., & Liang, P. (2016). Squad: 100,000+ questions for machine comprehension of text. *EMNLP*, 2383–2392.
- Raschka, S. (2024a). *Build a large language model (from scratch)*. Simon; Schuster.
- Raschka, S. (2024b). Practical tips for finetuning llms using lora (low-rank adaptation). *Blog: Ahead of AI*, <https://magazine.sebastianraschka.com/p/practical-tips-for-finetuning-llms>.
- Rein, D., Hou, B. L., Stickland, A. C., Petty, J., Pang, R. Y., Dirani, J., Michael, J., & Bowman, S. R. (2023). GPQA: A graduate-level Google-proof Q&A benchmark. *arXiv preprint arXiv:2311.12022*.
- Rogers, A. (2023). Closed AI models make bad baselines [Accessed: 2024-07-10]. <https://hackingsemantics.xyz/2023/closed-baselines/>
- Shaham, U., Ivgi, M., Efrat, A., Berant, J., & Levy, O. (2023). Zeroscrolls: A zero-shot benchmark for long text understanding. *EMNLP*.
- Shi, Z., Yang, A. X., Wu, B., Aitchison, L., Yilmaz, E., & Lipani, A. (2024). Instruction tuning with loss over instructions. *arXiv:2405.14394*.
- Spirling, A. (2023). Why open-source generative ai models are an ethical way forward for science. *Nature*, 616(7957), 413–413.
- Trischler, A., Wang, T., Yuan, X., Harris, J., Sordoni, A., Bachman, P., & Suleman, K. (2017). Newsqa: A machine comprehension dataset. *Proceedings of the 2nd Workshop on Representation Learning for NLP*, 191–200.

- Vaswani, A., Shazeer, N. M., Parmar, N., Uszkoreit, J., Jones, L., Gomez, A. N., Kaiser, L., & Polosukhin, I. (2017). Attention is all you need. *Neural Information Processing Systems*.  
<https://api.semanticscholar.org/CorpusID:13756489>
- Wang, Y., Ivison, H., Dasigi, P., Hessel, J., Khot, T., Chandu, K., Wadden, D., MacMillan, K., Smith, N. A., Beltagy, I., et al. (2023). How far can camels go? exploring the state of instruction tuning on open resources. *NeurIPS*.
- Wei, J., Bosma, M., Zhao, V., Guu, K., Yu, A. W., Lester, B., Du, N., Dai, A. M., & Le, Q. V. (2022). Finetuned language models are zero-shot learners. *ICLR*.
- Yang, Z., Qi, P., Zhang, S., Bengio, Y., Cohen, W., Salakhutdinov, R., & Manning, C. D. (2018). Hotpotqa: A dataset for diverse, explainable multi-hop question answering. *EMNLP*, 2369–2380.
- Zhou, J., Lu, T., Mishra, S., Brahma, S., Basu, S., Luan, Y., Zhou, D., & Hou, L. (2023). Instruction-following evaluation for large language models. *arXiv:2311.07911*.