

# POWER RATE OF CONVERGENCE OF DISCRETE CURVES: FRAMEWORK AND APPLICATIONS

ILIA BINDER <sup>\*</sup> AND LARISSA RICHARDS <sup>†</sup>

July 16, 2024

## Abstract

We provide a general framework of estimates for convergence rates of random discrete model curves approaching Schramm Loewner Evolution (SLE) curves in the lattice size scaling limit. We show that a power-law convergence rate of an interface to an SLE curve can be derived from a power-law convergence rate for an appropriate martingale observable provided the discrete curve satisfies a specific bound on crossing events, the Kemppainen-Smirnov condition, along with an estimate on the growth of the derivative of the SLE curve. We apply our framework to show that the exploration process for critical site percolation on hexagonal lattice converges to the  $SLE_6$  curve with a power-law convergence rate.

## CONTENTS

<b>1</b>	<b>Introduction and Background</b>	<b>2</b>
1.1	The Space of Curves	3
1.2	Loewner Evolution and SLE	5
1.3	Approaches to Proving Convergence to SLE	10
1.4	Sufficient Conditions on Martingale Observable	14
1.5	Main Theorem	17
<b>2</b>	<b>Convergence of Driving Term</b>	<b>18</b>
2.1	Key Estimate	19
2.2	Proof of Driving Convergence Theorem	22
<b>3</b>	<b>From Convergence of Driving Terms to Convergence of Paths</b>	<b>28</b>
3.1	Main Estimate for the Tip Structure Modulus	28
3.2	Results from Aizenman and Burchard	30
3.3	Proof of Main Estimate for Tip Structure Modulus	31
3.4	Convergence of Discrete Domains	34
3.5	Proof of Main Theorem	35
<b>4</b>	<b>Applications</b>	<b>37</b>
4.1	Percolation	37

---

<sup>\*</sup>Department of Mathematics, University of Toronto, Toronto, ON M5S 2E4 Canada; e-mail: ilia@math.toronto.edu

<sup>†</sup>School of Mathematics, University of Leeds, Leeds, LS2 9JT United Kingdom; e-mail: l.richards@leeds.ac.uk

## 1. INTRODUCTION AND BACKGROUND

Introduced by Oded Schramm [25], SLE is a one-parameter family of conformally invariant random curves in simply connected planar domains. It is conjectured that these curves are the scaling limits of the various interfaces in critical planar lattice models of Statistical Physics. These two-dimensional lattice models describe a variety of physical phenomenon including percolation, the Ising model, loop-erased random walk and the Potts model. For several two dimensional lattice models at criticality, it has been shown that the discrete interfaces converge in the scaling limit to SLE curves [20, 21, 26, 27, 12, 29, 8]. All these proofs begin in the same manner, that is, by describing the scaling limit of some observable to the interface. The limit is constructed from the interface itself through conformal invariance. Generally, the difficulty in the proof arises in how to deduce the strong convergence of interfaces from some weaker notions resulting in a need to solve some specific technical estimates. In this paper, we study the rate of the above-mentioned convergence. In particular, we obtain a power-law convergence rate to an SLE curve from a power-law convergence rate for a martingale observable under suitable conditions on the discrete curves.

The *Loewner equation* is a partial differential equation that produces a Loewner chain which is a family of conformal maps from a reference domain onto a continuously decreasing sequence of simply connected domains. A continuous real-valued function called the *driving term* controls the Loewner evolution. It is known that if the driving term is sufficiently smooth, then the Loewner equation generates a growing continuous curve. Conversely, given a suitable curve, one can define the associated conformal maps which satisfy Loewner equation and recover the driving term. Thus, there is a correspondence

$$\{\text{Loewner curves}\} \leftrightarrow \{\text{their driving terms}\}$$

Let us remark that no necessary and sufficient smoothness conditions are known for a continuous function to generate a Loewner curve.

*Schramm-Loewner evolutions (SLE)* is the one-parameter family of random fractal curves in a reference domain (either unit disk  $\mathbb{D}$  or the upper half plane  $\mathbb{H}$ ) whose Loewner evolution is driven by a scaled standard one-dimensional Brownian motion. It is proven ([24], [20]) that the scaled Brownian motion generates a Loewner curve a.s.

In the existing proofs of convergence to SLE, the following two schemes have been suggested:

- Show that the driving processes convergence and then extend this to convergence of paths or,
- Show that the probability measure on the space of discrete curves is precompact and then show that the limiting curve can be described by Loewner evolution.

Given a discrete random curve that is expected to have a scaling limit described by a variant of SLE, Kemppainen and Smirnov in [17] provide the framework for both approaches building upon the earlier work of Aizenman and Burchard [1]. They show that under similar conditions to [1] one can deduce that an interface has subsequential scaling limits that can be described almost surely by Loewner evolutions. An important condition for Kemppainen and Smirnov's results and our framework is what we call the *KS Condition*, a uniform bound on specific crossing probabilities. The KS Condition (or one of the equivalent conditions) has been shown in [17] to be satisfied for the following models: FK-Ising model, random cluster representation of  $q$ -Potts model for  $1 \leq q \leq 4$ , spin Ising model, percolation, harmonic explorer and chordal loop-erased random walk (as well

as radial loop-erased random walk). On the other hand, the KS Condition fails for the uniform spanning tree, see [17].

In [16], Viklund examines the first approach to convergence in order to develop a framework for obtaining a power-law convergence rate to an SLE curve from a power-law convergence rate for the driving function provided some additional geometric information, related to crossing events, along with an estimate on the growth of the derivative of the SLE map. To obtain the additional geometric information, Viklund introduces a geometric gauge of the regularity of a Loewner curve in the capacity parameterization called the *tip structure modulus*. In some sense, the tip structure modulus is the maximal distance the curve travels into a fjord with opening smaller than  $\epsilon$  when viewed from the point toward which the curve is growing. The framework developed is quite general and can be applied to several models. In [16], it is shown in the case of loop-erased random walk. However, it can be difficult to show the needed technical estimate on the tip structure modulus. We build upon these earlier works to show that if the condition required for Kemppainen and Smirnov's framework [17] is satisfied then one is able to obtain the needed additional geometric information for Viklund's framework. The end result is to obtain a power-law convergence rate to an SLE curve from a power-law convergence rate for the martingale observable provided the discrete curves satisfy the KS Condition, a bound on annuli crossing events.

**Theorem 1.1.** *Given a random discrete Loewner curve that satisfies the KS Condition and a suitable martingale observable satisfying a power-law convergence rate, one can obtain a power-law convergence rate of the random Loewner curve to an  $SLE_\kappa$  curve for some  $\kappa \in (0, 8)$ .*

See Theorem (1.23) for the precise statement. As an application, we apply the above framework to establish the power rate of convergence of the Exploration Process of the critical hexagonal site percolation to  $SLE_6$ . In a subsequent paper [9], we apply the framework to two more models, Harmonic Explorer and FK-Ising model. These applications involve a novel estimate similar to [11]. Let us note that our theorem easily implies rate of convergence for Loop-Erased Random Walk, see [17] for proof of satisfying KS condition and [5] for polynomial rate of convergence for the martingale observable. Of course, this does not give an explicit exponent for the rate of convergence as the proof in [16].

### 1.1. THE SPACE OF CURVES

We will define curves in the same way as in [1] and [17]: *planar curves* are equivalence classes of continuous mappings from  $[0, 1]$  to  $\mathbb{C}$  modulo reparameterizations. While it is possible to work with the entire space  $C([0, 1], \mathbb{C})$ , it is nicer if we work with

$$C' = \left\{ f \in C([0, 1], \mathbb{C}) : \begin{array}{l} f \text{ is identically a constant or} \\ f \text{ is not constant on any sub-intervals} \end{array} \right\}$$

instead. On  $C'$  we define an equivalence relation  $\sim$  as follows: two functions  $f_1$  and  $f_2$  in  $C'$  are equivalent if there exists an increasing homeomorphism  $\psi : [0, 1] \rightarrow [0, 1]$  such that  $f_2 = f_1 \circ \psi$  in which case we say  $f_2$  is a reparameterization of  $f_1$ .

Thus,  $\mathcal{S} := \{[f] : f \in C'\}$  is the space of curves where  $[f]$  is the equivalence class of the function  $f$ . The metric  $d_{\mathcal{S}}([f], [g]) = \inf \{\|f_0 - g_0\|_\infty : f_0 \in [f], g_0 \in [g]\}$  gives  $\mathcal{S}$  the structure of a metric space. For a proof that  $(\mathcal{S}, d_{\mathcal{S}})$  forms a metric space see Lemma 2.1 in [1]. For any domain

$D \subset \mathbb{C}$ , let

$$\begin{aligned}\mathcal{S}_{\text{simple}}(D) &= \{[f] : f \in C', f((0,1)) \subset D, f \text{ injective}\}, \\ \mathcal{S}_0(D) &= \overline{\mathcal{S}_{\text{simple}}(D)}.\end{aligned}$$

Let  $\text{Prob}(\mathcal{S})$  be the space of probability measures on  $\mathcal{S}$  equipped with the Borel  $\sigma$ -algebra  $\mathcal{B}_{\mathcal{S}}$  and the weak-\* topology induced by continuous functions. Suppose  $(\mathbb{P}_n)$  is a sequence in  $\text{Prob}(\mathcal{S})$  and for each  $n$ ,  $\mathbb{P}_n$  is supported on a closed subset of  $\mathcal{S}_{\text{simple}}$ . This can be assumed without loss of generality for discrete curves. If  $\mathbb{P}_n \rightarrow \mathbb{P}$  weakly then  $1 = \limsup \mathbb{P}_n(\mathcal{S}_0) \leq \limsup \mathbb{P}(\mathcal{S}_0)$  by properties of weak convergence. So,  $\mathbb{P}$  is supported on  $\mathcal{S}_0$ . See [17] for more information and comments on this probability structure.

Typically, the random curves that we are interested in connect two boundary points  $a, b \in \partial D$  in a simply connected domain  $D$ . We will denote  $\mathcal{S}_{\text{simple}}(D, a, b)$  for curves in  $\mathcal{S}_{\text{simple}}(D)$  whose endpoints are  $a$  and  $b$ . The curves we are considering in this paper satisfy the Loewner equation and so must either be simple or non self-traversing, i.e., curves that are limits of sequences of simple curves. The curves are usually defined on a lattice  $L$  with small but finite lattice mesh. So, we can safely assume the random curve is (almost surely) simple as we could perturb the lattice and curve to remove any self-intersections, if necessary.

Although we work with arbitrary simply connected domains  $D$ , it will be convenient to work with reference domains  $\mathbb{D} = \{z \in \mathbb{C} : |z| < 1\}$  and  $\mathbb{H} = \{z \in \mathbb{C} : \text{Im}z > 0\}$ . We uniformize by the disk  $\mathbb{D}$  in order to work with a bounded domain. The conditions are conformally invariant so the choice of a particular uniformization domain is not important. To do this, we encode a simply connected domain  $D$  other than  $\mathbb{C}$  and curve end points  $a, b \in \partial D$ , if necessary accessible prime ends, by a conformal map  $\phi : D \rightarrow \mathbb{D}$  with  $\phi(a) = -1$ ,  $\phi(b) = 1$ .

Following the generality outlined in [17], our main object of study is  $(\mathbb{P}_{(D;a,b)})$  where

- $(D; a, b)$  is a simply connected domain with two distinct accessible prime ends  $a, b \in \partial D$ .
- and  $\mathbb{P}$  is a probability measure supported on a closed subset of

$$\{\gamma \in \mathcal{S}_{\text{simple}}(D; a, b) : \text{beginning and end points of } \phi(\gamma) \text{ are } -1 \text{ and } 1, \text{ respectively}\}. \quad (1.1)$$

Here  $\phi : (D; a, b) \rightarrow (\mathbb{D}; -1, 1)$  is a conformal map as above.

We assume that (1.1) is nonempty. In this case, there are plenty such curves, see Corollary 2.17 in [22]. Since  $(\mathcal{S}, d_{\mathcal{S}})$  forms a metric space, we can think about our family of probability measures as a sequence  $((\mathbb{P}_{(D^{\delta_n}; a^{\delta_n}, b^{\delta_n})}^n))_{n \in \mathbb{N}}$  when discussing convergence. Our goal is to study convergence rates of interfaces from statistical physic models to SLE. So in general, we are considering a sequence of interfaces for the same lattice model with shrinking lattice mesh  $\delta_n \rightarrow 0$ . Thus,  $\mathbb{P}_n$  is supported on curves defined on the  $\delta_n$ -mesh lattice.

**THEORY OF PRIME ENDS.** Here we will recall the basic definitions in the theory of prime ends. More information and proofs can be found in [22, §2.4 and 2.5]. A *crosscut* of a bounded domain  $D$  is an open Jordan arc  $\mathcal{C}$  such that  $\mathcal{C} \subset D$  and  $\overline{\mathcal{C}} = \mathcal{C} \cup \{p_1, p_2\}$  where  $p_j \in \partial D$ ,  $j = 1, 2$ . A sequence of crosscuts  $\{\mathcal{C}_n\}$  is called a *null-chain* if

1.  $\overline{\mathcal{C}}_n \cap \overline{\mathcal{C}}_{n+1} = \emptyset$  for any  $n$
2.  $\mathcal{C}_n$  separates  $\mathcal{C}_{n+1}$  from  $\mathcal{C}_1$  for any  $n$

3.  $\text{diam } \mathcal{C}_n \rightarrow 0$  as  $n \rightarrow \infty$ .

We say that two null chains  $(\mathcal{C}_n)$  and  $(\mathcal{C}'_n)$  are equivalent if for any  $m$  there exists  $n$  so that  $\mathcal{C}'_m$  separates  $\mathcal{C}_n$  from  $\mathcal{C}_1$  and  $\mathcal{C}_m$  separates  $\mathcal{C}'_n$  from  $\mathcal{C}'_1$ . This equivalence relation forms equivalence classes called *prime ends* of  $D$ .

Notice that for a Jordan domain such as  $\mathbb{D}$  each boundary point corresponds one-to-one to a prime end. So, we can almost forget about the theory of prime ends when we use the definition (1.1) for what is meant by a set of simple curves that connect two fixed boundary points. The prime end theorem states that there is a one-to-one correspondence between the prime ends of a simply connected domain and the prime ends of  $\mathbb{D}$ : Given a mapping  $\Psi$  from  $D$  onto  $\mathbb{D}$ , there is a bijection  $f$  from  $\partial\mathbb{D}$  to the prime ends of  $D$  so that for any  $\xi \in \partial\mathbb{D}$ , any null-chain of  $f(\xi)$  in  $D$  is mapped by  $\Psi$  to a null-chain of  $\xi$  in  $\mathbb{D}$ .

**Example 1.2.** Consider the slit domain  $\mathbb{H} \setminus [0, i]$ . Using the concept of prime end, we can distinguish between the right-hand side and the left-hand side of a boundary point  $iy$ ,  $0 < y < 1$ .

We say that a prime end  $a$  of  $D$  is *accessible* if there is a Jordan arc  $P : [0, 1] \rightarrow \mathbb{C}$  such that  $P(0, 1] \subset U$ ,  $P(0) \in \partial U$  and  $P$  intersect all but finitely many crosscuts of a null-chain of  $a$ . This boundary point  $P(0)$  is called the *principal point* of  $a$ , denoted by  $\Pi(a)$ , and for an accessible prime end it is unique. Let  $\Psi : D \rightarrow \mathbb{D}$  be a conformal map and  $\xi \in \partial\mathbb{D}$  be the boundary point corresponding to  $a$ . Then  $a$  is accessible if and only if the radial limit  $\lim_{t \rightarrow 1} \Psi^{-1}(t\xi)$  exists. If the limit exists, then  $\lim_{t \rightarrow 1} \Psi^{-1}(t\xi) = \Pi(a)$ , see [22, Corollary 2.17].

**LATTICE APPROXIMATION.** A *lattice approximation* of  $(D; a, b)$  is constructed where  $a$  and  $b$  are accessible prime ends of  $D$ , being careful when working in neighbourhoods of  $a$  and  $b$ . Let  $L$  be a lattice, i.e. an infinite graph consisting of periodically repeating parts such as  $L = \mathbb{Z}^2$ . Let  $\delta L$  be  $L$  scaled by the constant  $\delta > 0$ .

Let  $w_0 \in D$ . For small  $\delta$ , there are vertices of  $\delta L$  in a neighbourhood of  $w_0$ . Let  $D^\delta$  be the maximal connected sub-graph of  $\delta L$  containing these vertices so that  $V(D^\delta) \cup \{\Pi(a), \Pi(b)\}$  and the edges lie inside  $D$  except for the edges that end at  $a$  or  $b$  in the following sense. Let  $P$  be a curve from  $a$  to  $b$ . Let  $t_1$  be the smallest  $t$  such that  $P(t)$  intersects an edge or vertex of  $D^\delta$ . Else remove the edge that  $P(t_1)$  is lying on and choose one of the endpoints to be  $a^\delta$ . If removing the edge cuts the graph into two disconnected components then discard the one that is not connected to vertices near  $w_0$ . The same thing can be done for the largest  $t = t_2$  so that  $P(t)$  intersects an edge or a vertex of  $D^\delta$  to obtain  $b^\delta$ . Let  $P_1$  be the curve  $P(t)$ ,  $t \in [0, t_1]$  with the piece of removed edge. That is, a simple curve connecting  $a$  to  $a^\delta$ . Similarly, let  $P_2$  be the curve  $P(t)$ ,  $t \in [t_2, 1]$  with the piece of removed edge. That is, a simple curve connecting  $b^\delta$  to  $b$ . The random curve  $\gamma^\delta$  is the random path on  $D^\delta$  joined with  $P_1$  and  $P_2$  connecting  $a$  and  $b$  to  $D^\delta$ .

## 1.2. LOEWNER EVOLUTION AND SLE

To begin, we sketch a derivation of the half-plane version of the Loewner equation, called the *chordal* Loewner equation, more details can be found in [4] and [18].

Let  $\gamma_{\mathbb{D}}$  be some continuous nonself-crossing (possibly self touching) curve in  $\overline{\mathbb{D}}$  parameterized by  $s \in [0, 1]$  such that  $\gamma_{\mathbb{D}}(0) = -1$  and  $\gamma_{\mathbb{D}}(1) = 1$ . Fix conformal transformation  $\Phi : \mathbb{D} \rightarrow \mathbb{H}$  such that  $z \mapsto i \frac{z+1}{1-z}$ . Then  $\gamma_{\mathbb{H}} = \Phi(\gamma_{\mathbb{D}})$  is a simple curve in  $\mathbb{H}$  with  $\gamma_{\mathbb{H}}(0) = 0 \in \mathbb{R}$ ,  $\gamma_{\mathbb{H}}((0, 1)) \subset \mathbb{H}$ , and  $|\gamma_{\mathbb{H}}(t)| \rightarrow \infty$  as  $t \rightarrow 1$ . One can encode continuous simple curves  $\gamma_{\mathbb{H}}$  from 0 to  $\infty$  in the closed upper half plane  $\overline{\mathbb{H}}$  via Loewner's evolution. As a convention, the driving term of a random curve

in  $(\mathbb{D}, -1, 1)$  means the driving term in  $\mathbb{H}$  after the transformation  $\Phi$  using the half-plane capacity parameterization.

To this end, we will start by defining the compact hulls of  $\mathbb{H}$ . Let  $K_s$  denote the *hull* of  $\gamma_{\mathbb{D}}[0, s]$ . That is,  $K_s$  is the complement of the connected component of  $\mathbb{H} \setminus \gamma_{\mathbb{H}}[0, s]$  containing  $\infty$  and let  $t(s) = \text{hcap}(K_s)$  be the *half plane capacity* of  $K_s$ . Observe that  $t(s)$  is non-decreasing but it could remain constant for some nonzero time and the hulls  $K_s$  could remain the same even if  $\gamma_{\mathbb{D}}$  is the limit of simple curves. What could happen is that: (a) for some  $s \in (0, 1)$ , the tip of  $\gamma_{\mathbb{H}}(s)$  is not visible from  $\infty$  or (b)  $\gamma_{\mathbb{H}}(s + s_0)$  travels along the boundary of  $K_s$  for a time  $s_0 > 0$  which would not change the hull or (c)  $\gamma_{\mathbb{D}}$  reaches  $+1$  for the first time before  $s = 1$  or (d)  $t(s)$  remains bounded as  $s \rightarrow 1$  which can happen if  $\gamma_{\mathbb{H}}$  goes to  $\infty$  very close to  $\mathbb{R}$ . If none of (a)-(d) happen and  $t(s)$  is strictly increasing then,  $\gamma_{\mathbb{H}}$  can be described by Loewner evolution.

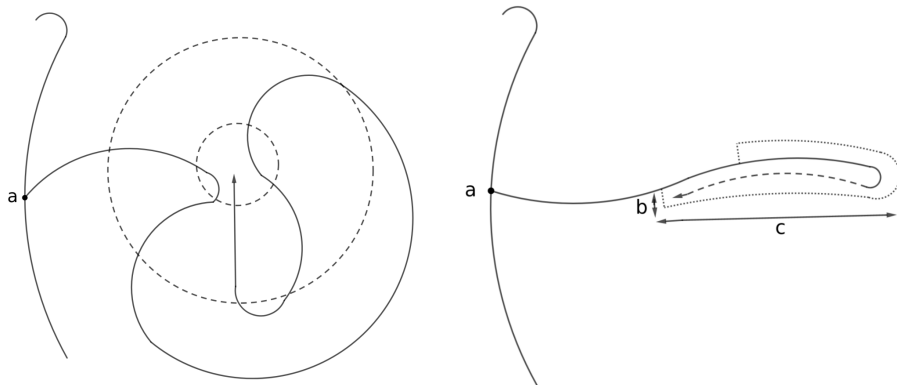


Figure 1: In order for a curve to be described by Loewner equation, the tip of the curve must remain visible at all times which excludes a certain 6-arm event: When the radius of the inner circle goes to zero, the portion of the curve that has gone inside the fjord is no longer visible from a distant reference point and so Loewner equation will not describe this portion of the curve. It also excludes long runs along the boundary of the domain or along the earlier part of the curve. If this is allowed to happen, then the driving process is discontinuous. So, it fails to be described by Loewner equation.

In this case, for each time  $t \geq 0$ , there is a unique conformal map  $g_t$  from  $H_t := \mathbb{H} \setminus \gamma_{\mathbb{H}}[0, t]$  to  $\mathbb{H}$  satisfying the hydrodynamic normalization:  $g_t(\infty) = \infty$  and  $\lim_{z \rightarrow \infty} [g_t(z) - z] = 0$ . Then around infinity we have:

$$g_t(z) = z + \frac{a_1(t)}{z} + \frac{a_2(t)}{z^2} + \dots$$

where  $a_1(t) = \text{hcap}(K_t)$ . Thus,  $a_1(t)$  is monotone increasing and continuous. We can reparameterize  $\gamma_{\mathbb{H}}$  in such a way that  $a_1(t) = 2t$ . This is called *parameterization by capacity*. Assuming the above normalization and parameterization, the family of mappings  $(g_t)_{t \in [0, T]}$  satisfies the upper half plane version of Loewner differential equation:

$$\frac{\partial g_t}{\partial t}(z) = \frac{2}{g_t(z) - W_t} \quad t \in [0, T] \quad (1.2)$$

where  $t \mapsto W_t$  is continuous and real-valued.  $W_t$  is called the *driving function*. It can be shown that  $g_t$  extends continuously to  $\gamma_{\mathbb{H}}(t)$  and  $W_t = g_t(\gamma_{\mathbb{H}}(t))$ . We say that  $\gamma_{\mathbb{H}}$  is determined by  $W$ .

On the other hand, suppose that  $W$  is a real valued continuous function. For  $z \in \overline{\mathbb{H}}$ , solve the Loewner differential equation (1.2) with  $g_0(z) = z$  up to  $\tau(z) = \inf\{t > 0 : g_t(z) - W(z) = 0\}$ . Let  $K_t := \{z \in \overline{\mathbb{H}} : \tau(z) \leq t\}$ . Then  $g_t : \mathbb{H} \setminus K_t \rightarrow \mathbb{H}$  is a conformal map and  $g_0(z) = z$ . The necessary and sufficient condition for a family of hulls  $K_t$  to be described by Loewner equation with a continuous driving function is given in the following proposition.

**Proposition 1.3.** *Let  $T > 0$  and  $(K_t)_{t \in [0, T]}$  be a family of hulls such that  $K_s \subset K_t$  for any  $s < t$  and let  $H_t = \mathbb{H} \setminus K_t$ .*

- *If  $(K_t \setminus K_s) \cap \mathbb{H} \neq \emptyset$  for all  $s < t$  then  $t \mapsto \text{hcap}(K_t)$  is strictly increasing.*
- *If  $t \mapsto H_t$  is continuous in Caratheodory kernel convergence, then  $t \mapsto \text{hcap}(K_t)$  is continuous.*
- *Assume that  $\text{hcap}(K_t) = 2t$  (this time reparameterization is possible given the first two assumptions). Then there is a continuous driving function  $W_t$  such that  $g_t$  satisfies Loewner equation (1.2) if and only if for each  $\delta > 0$  there exists  $\epsilon > 0$  so that for any  $0 \leq s < t \leq T$ ,  $|t - s| < \delta$ , a connected set  $C \subset H_s$  can be chosen such that  $\text{diam}(C) < \epsilon$  and  $C$  separates  $K_t \setminus K_s$  from infinity.*

The first two facts on capacity are straightforward to deduce, see [18]. A proof of the third claim can be found in [19]. We call the curves generated by such hulls  $\mathbb{H}$ -*Loewner curves*. Similarly, we can define  $\mathbb{D}$ -*Loewner curves* with  $\mathbb{H}$  replaced by  $\mathbb{D}$ ,  $\gamma(0)$  is on  $\partial\mathbb{D}$  and  $\lim_{t \rightarrow \infty} \gamma(t) = 0$ . These are exactly the curves which can be described using radial Loewner equation driven by a continuous driving function, see Theorem 1 of [23].

We will use the following observation which is Lemma 2.1 of [20].

**Lemma 1.4** (Diameter bounds on  $K_t$ ). *There is a constant  $C > 0$  such that the following always holds. Let  $W : [0, \infty) \rightarrow \mathbb{R}$  be continuous and let  $(K_t, t \geq 0)$  be the corresponding hull for Loewner's chordal equation with driving function  $W$ . Set  $k(t) := \sqrt{t} + \max\{|W(s) - W(0)| : s \in [0, t]\}$ , then*

$$\forall t \geq 0 \quad C^{-1}k(t) \leq \text{diam}(K_t) \leq Ck(t).$$

*Similarly, when  $K_t \subset \overline{\mathbb{D}}$  is the radial hull for a continuous driving function  $W : [0, \infty) \rightarrow \partial\mathbb{D}$ , then*

$$\forall t \geq 0 \quad C^{-1} \min\{k(t), 1\} \leq \text{diam}(K_t) \leq Ck(t).$$

The inverse mapping  $f_t := g_t^{-1}$  where  $g_t$  is the Loewner flow given above satisfies the reverse Loewner partial differential equation

$$\partial_t f_t = -f'_t \frac{2}{z - W_t} \quad f_0(z) = z. \tag{1.3}$$

A *Loewner pair*  $(f, W)$  consists of a function  $f(t, z)$  and a continuous function  $W(t)$ ,  $t \geq 0$  where  $f$  is a solution to the reverse Loewner equation (1.3) with  $W$  as the driving term. A sufficient condition for  $(f, W)$  to be generated by a curve  $\gamma$  is that the limit

$$\gamma(t) = \lim_{d \rightarrow 0^+} f(t, W(t) + id)$$

exists for all  $t \geq 0$  and that  $t \mapsto \gamma(t)$  is continuous. In the radial case,  $\gamma(t) = \lim_{d \rightarrow 0+} f(t, (1-d)W(t))$ , see Theorem 4.1 of [24].

If the driving term is Hölder continuous, then the existence of the curve and its regularity in the capacity parameterization is determined by the local behaviour at the tip, i.e., the growth of the derivative of the conformal map close to preimage of the tip.

**Proposition 1.5.** *Let  $(f, W)$  be a  $\mathbb{D}$ -Loewner pair and assume that  $W(t) = e^{i\theta(t)}$  where  $\theta(t)$  is a Hölder- $\alpha$  on  $[0, T]$  for some  $\alpha \leq 1/2$ . Then the following holds. Suppose there are  $c < \infty$ ,  $d_0 > 0$ , and  $0 \leq \beta < 1$  such that*

$$\sup_{t \in [0, T]} d|f'_t((1-d)W(t))| \leq cd^{1-\beta} \quad \text{for all } d \leq d_0.$$

*Then  $(f, W)$  is generated by a curve that is Hölder- $\alpha(1-\beta)$  continuous on  $[0, T]$ . The analogous statement holds for  $\mathbb{H}$ -Loewner pairs.*

A Schramm Loewner evolution,  $\text{SLE}_\kappa$ ,  $\kappa > 0$  is the random process  $(K_t, t \geq 0)$  with random driving function  $W(t) = \sqrt{\kappa}B_t$  where  $B : [0, \infty) \rightarrow \mathbb{R}$  is a standard one-dimensional Brownian motion. It has been shown that the hull  $K_t$  for every  $t > 0$  is almost surely

- a simple curve for  $0 < \kappa \leq 4$
- generated by a curve for  $4 < \kappa < 8$
- and a space filling curve for  $\kappa \geq 8$

For  $\kappa \neq 8$ , this was proved in [24]. For  $\kappa = 8$ , it follows from [20] since  $\text{SLE}_8$  is a scaling limit of a random planar curve.

Levy's theorem tells us that Brownian motion is Hölder continuous of order strictly less than  $1/2$ . This is not enough to guarantee the existence of a curve via properties of Loewner equation. Combining with the properties of Brownian motion, Rohde and Schramm estimated the derivatives of the conformal maps to prove that SLE is generated by a curve with  $\kappa \neq 8$ , see [24]. For  $\kappa = 8$ , it follows from [20] since  $\text{SLE}_8$  is a scaling limit of a random planar curve.

**Theorem 1.6** (Rohde-Schramm, Lawler Schramm Werner). *Let  $(K_t)_{t>0}$  be an  $\text{SLE}_\kappa$  for some  $\kappa \in [0, \infty)$ . Write  $(g_t)_{t>0}$  and  $(\xi_t)_{t>0}$  for the associated Loewner flow and transform. The map  $g^{-1}(t) : \mathbb{H} \rightarrow H_t$  extends continuous to  $\overline{\mathbb{H}}$  for all  $t > 0$ , almost surely. Moreover, if we set  $\gamma_t = g_t^{-1}(\xi_t)$ , then  $(\gamma_t)_{t>0}$  is continuous and generated by  $(K_t)_{t>0}$ , almost surely.*

Due to conformal invariance, it is enough for us to define the process in reference domains the upper half-plane  $\mathbb{H}$  or the unit disk  $\mathbb{D}$ . The chordal version of SLE is defined in  $\mathbb{H}$  and is a family of random curves connecting two boundary points  $0$  and  $\infty$ . With probability 1, this path is transient, i.e. tends to  $\infty$  as  $t \rightarrow \infty$ . We can define *chordal* SLE between any two fixed boundary points  $a, b$  in any simply connected domain  $\Omega$  via a Riemann map with the law defined by the pushforward by a conformal map  $\varphi : \mathbb{H} \rightarrow \Omega$  with  $\varphi(0) = a$  and  $\varphi(\infty) = b$ . This map is unique up to scaling which only affects the time parameterization of the curve. Similarly, *radial* SLE defines a conformally invariant family of random curves connecting a boundary point with an interior point.

Recall that we are able to construct  $\text{SLE}_\kappa$  as  $K_t = \{z \in \mathbb{H} : \tau(z) \leq t\}$  where  $\tau(z)$  is the lifetime of the maximal solution to Loewner's equation (1.2) starting from  $z$  where  $(W_t)_{t \geq 0}$  is a Brownian motion of diffusivity  $\kappa$ . A necessary and sufficient condition for a family of increasing



compact  $\mathbb{H}$ -hulls  $K_t$  to be described by Loewner equation with a continuous driving function is that if it satisfies the local growth property:  $\text{rad}(K_{t,t+h}) \rightarrow 0$  as  $h \downarrow 0$  uniformly on compact sets where  $K_{s,t} = g_{K_s}(K_t \setminus K_s)$  for  $s < t$ , see Proposition (1.3). Let  $\mathcal{L}$  be the set of increasing families of compact  $\mathbb{H}$ -hulls  $(K_t)_{t \geq 0}$  having the local growth property and such that  $\text{hcap}(K_t) = 2t$  for all  $t$ . Then, on this set  $\mathcal{L}$ , we have a natural definition of scaling: For  $\lambda \in (0, \infty)$  and  $(K_t)_{t \geq 0}$ , define  $K_t^\lambda = \lambda K_{\lambda^{-2}t}$ . Recall that  $\text{hcap}(\lambda K_t) = \lambda^2 \text{hcap}(K_t)$ . So, we have rescaled time so that  $(K_t^\lambda)_{t \geq 0} \in \mathcal{L}$ .

Schramm's revolutionary observation that these processes were the unique possible scaling limits for a range of lattice based planar random systems at criticality, such as loop-erased random walk, percolation, Ising model, and self-avoiding walk. These limits had been conjectured but Schramm offered the candidate for the limit object. It turns out that conformal invariance and domain Markov property are enough to classify the random curves.

Given a collection of probability measures  $(\mathbb{P}_{(D,a,b)})$  where  $\mathbb{P}$  is the law of a random curve  $\gamma : [0, \infty) \rightarrow \mathbb{C}$  such that  $\gamma([0, \infty)) \subset \overline{D}$  and  $\gamma(0) = a$ ,  $\gamma(\infty) = b$ . The family  $(\mathbb{P}_{(D,a,b)})$  satisfies *conformal invariance* if for all  $(D, a, b)$  and conformal maps  $\phi$

$$\mathbb{P}_{(D,a,b)} \circ \phi^{-1} = \mathbb{P}_{(\phi(D), \phi(a), \phi(b))}.$$

Let  $(\mathcal{F}_t)_{t \geq 0}$  be the filtration generated by  $(\gamma(t))_{t \geq 0}$ . The family  $(\mathbb{P}_{(D,a,b)})$  satisfies the *domain Markov property* if: for all  $(D, a, b)$  for every  $t \geq 0$  and for any measurable set  $B$  in the space of curves

$$\mathbb{P}_{(D,a,b)}(\gamma[t, \infty) \in B | \mathcal{F}_t) = \mathbb{P}_{(D \setminus \gamma[0,t], \gamma(t), b)}(\gamma \in B).$$

**Schramm's Principle.** *Schramm-Loewner Evolutions are the only random curves satisfying conformal invariance and domain Markov property.*

We will need the following derivative estimate for both chordal and radial SLE. See Appendix A in [16] for a detailed analysis and proof of these bounds. Suppose  $\kappa > 0$ , let

$$\begin{aligned} \lambda_C &= 1 + \frac{2}{\kappa} + \frac{3\kappa}{32}, \\ q(\beta) &= \min \left\{ \lambda_C \beta, \beta + \frac{2(1+\beta)}{\kappa} + \frac{\beta^2 \kappa}{8(1+\beta)} - 2 \right\}, \\ \text{and } \beta_+ &= \max \left\{ 0, \frac{4(\kappa\sqrt{8+\kappa} - (4-\kappa))}{(4+\kappa)^2} \right\}. \end{aligned}$$

**Proposition 1.7.** *Let  $T < \infty$  be fixed and let  $(f_t)$  be the reverse chordal  $\text{SLE}_\kappa$  Loewner chain,  $\kappa \in (0, 8)$ . Let  $\beta \in (\beta_+, 1)$  and  $q < q(\beta)$ . There exists a constant  $0 < c < \infty$  depending only on  $T, \kappa, q$  such that for every  $y_* < 1$*

$$\mathbb{P} \left\{ \forall y \leq y_*, \sup_{t \in [0, T]} y |f'(t, W(t) + iy)| \leq cy^{1-\beta} \right\} \geq 1 - cy_*^q.$$

Let  $(f_s, W_s)$  be a radial Loewner pair generated by the curve  $\gamma(s)$  with  $W$  continuous. Recall that  $f_s : \mathbb{D} \rightarrow D_s$  satisfies the reverse radial Loewner equation. Let  $g_s = f_s^{-1}$  and  $z_s = g_s(-1)\overline{W}_s$ . Fix  $\epsilon > 0$  and  $T < \infty$  and define  $\sigma = \inf\{s \geq 0 : |1 - z_s| \leq \epsilon\} \wedge T$ . This is a measure of the “disconnection time”  $\sigma'$  when  $K_s$  first disconnects  $-1$  from  $0$  in  $\mathbb{D}$ , i.e. the first time  $z_s$  hits  $1$ . Clearly,  $\sigma < \sigma'$ .

**Proposition 1.8.** *Let  $\kappa \in (0, 8)$ . Let  $\epsilon > 0$  be fixed and let  $(f_s)$ ,  $0 \leq s \leq \sigma$ , be the radial  $SLE_\kappa$  Loewner chain stopped at  $\sigma$ . For every  $\beta \in (\beta_+, 1)$  and  $q < q(\beta)$ , there exists a constant  $c = c(\beta, \kappa, q, \epsilon, T) < \infty$  such that for  $d_* < 1$*

$$\mathbb{P} \left\{ \forall d \leq d_*, \sup_{t \in [0, \sigma]} d |f'(t, (1-d)W(t))| \leq cd^{1-\beta} \right\} \geq 1 - cd_*^q.$$

### 1.3. APPROACHES TO PROVING CONVERGENCE TO SLE

The two main schemes used for proving convergence are as follows:

- Scheme 1.**
- (a) Establish precompactness for the sequence of probability measures describing the discrete curves which provides the existence of subsequential limits.
  - (b) Choose a converging sub-sequence and check that we can describe the limiting curve by Loewner evolution.
  - (c) Show that the convergence is equivalent to the uniqueness of the subsequential limit.

An example of this approach can be found in [29]. The main part of this scheme is proving uniqueness which involves finding an observable with a well-behaved scaling limit. The observable needs to be a martingale with respect to the information generated by the growing curve and so must be closely related to the interface. In general, one finds an observable by solving a discrete boundary value problem defined on the same or related graph as the interface typically resulting in a preharmonic function. Kemppainen and Smirnov's main result shows that for  $\kappa < 8$  a certain, uniform bound on the probability of an annulus crossing event implies the existence of subsequential limits (part(a) of scheme 1) and that they can be described by Loewner equation with random driving forces (part (b) of scheme 1). This is referred to as the *precompactness part* of the scheme. One needs to show that the collection of measures is precompact (in weak-\* topology) in the space of continuous curves that are Loewner allowed slits. Since the curves on lattice are simple, they do not have transversal self-intersections. So, in order for a curve to be described by Loewner equation, the tip of the curve must remain visible at all times and move continuously when viewed from infinity. This rules out two scenarios: the curve cannot close a loop and then travel inside before exiting or travel for long runs along the boundary of the domain or along the earlier part of the curve, see Figure (1). Both of these events can be reduced to probabilities of annulus crossing. The necessary framework for precompactness in the space of curves was suggested by Aizenmann and Burchard [1] and generalized by Kemppainen and Smirnov [17]. It turns out that appropriate bounds on probability of certain crossings of annulus imply tightness: a curve has a Hölder parameterization with stochastically bounded norm.

Recall the general set up: Let  $D_{\mathbb{C}}^\delta$  be the polygonal domain (union of tiles) corresponding to  $D^\delta$  and  $\phi^\delta : (D_{\mathbb{C}}^\delta; a^\delta, b^\delta) \rightarrow (\mathbb{D}; -1, 1)$  be some conformal map. This map is not normalized in any specific way yet. We equip the space of continuous oriented curves by the following metric:

$$d(\gamma_1, \gamma_2) = \inf ||\gamma_1 \circ \phi_1 - \gamma_2 \circ \phi_2||_\infty,$$

where the infimum is taken over all orientation-preserving reparameterizations of  $\gamma_1$  and  $\gamma_2$ .

CROSSING BOUNDS. The following definitions will be useful throughout this paper.

**Definition 1.9.** A curve  $\gamma^\delta$  crosses an annulus  $A(z_0, r, R) = B(z_0, R) \setminus \overline{B(z_0, r)}$  if it intersects both its inner and outer boundaries  $\partial B(z_0, r)$  and  $\partial B(z_0, R)$ . An *unforced crossing* is a crossing that

can be avoided by deforming the curve inside  $D^\delta$ . That is, the crossing occurs along a sub-arc of  $\gamma^\delta$  contained in a connected component of  $A(z_0, r, R) \cap D^\delta$  that does not disconnect  $a^\delta$  and  $b^\delta$ .

**KS Condition.** The curves  $\gamma^\delta$  satisfy a *geometric bound on unforced crossings*, if there exists  $C > 1$  such that for any  $\delta > 0$ , for any stopping time  $0 \leq \tau \leq 1$  and for any annulus  $A(z_0, r, R)$  where  $0 < Cr < R$

$$\mathbb{P}^\delta (\gamma^\delta[\tau, 1] \text{ makes an unforced crossing of } A(z_0, r, R) \mid \gamma^\delta[0, \tau]) < 1/2.$$

**Remark 1.10.** As the interfaces  $\gamma^\delta$  we are interested in satisfy the domain Markov property, it is sufficient to check the time zero condition for all domains  $D^\delta$  simultaneously.

It is shown in [17] that this condition is equivalent to a conformal bound on an unforced crossing and hence it is conformally invariant, see Proposition 2.6 in [17]. Thus, if the conditions hold for the curves  $\gamma^\delta$  then they hold for  $\gamma_{\mathbb{D}}^\delta$  too.

**EQUIVALENT CONDITIONS. Condition G3.** The curves  $\gamma^\delta$  satisfy a *geometric power-law bound on any unforced crossings* if there exists  $K > 0$  and  $\Delta > 0$  such that for any  $\delta > 0$ , for any stopping time  $0 \leq \tau \leq 1$  for any annulus  $A(z_0, r, R)$  where  $0 < r \leq R$

$$\mathbb{P}^\delta (\gamma^\delta[\tau, 1] \text{ makes an unforced crossing of } A(z_0, r, R) \mid \gamma^\delta[0, \tau]) < K \left( \frac{r}{R} \right)^\Delta.$$

Instead of an annuli, one can consider all conformal rectangles  $Q$ , i.e., conformal images of rectangles  $\{z : \operatorname{Re} z \in (0, l), \operatorname{Im} z \in (0, 1)\}$ . For fixed  $Q$ , define the marked sides as the images of the segments  $[0, i]$  and  $[l, l + i]$  and the other sides as unmarked. Let the uniquely defined quantity  $l(Q)$  be the extremal length of  $Q$ . Say that  $\gamma^\delta$  crosses  $Q$  if  $\gamma^\delta$  intersects both of its marked sides. **Condition C2.** The curves  $\gamma^\delta$  satisfy a *conformal bound on any unforced crossings* if there exists  $L > 0$  such that for any  $\delta > 0$ , for any stopping time  $0 \leq \tau \leq 1$  for any conformal rectangle  $Q \subset D^\delta$  that does not disconnect  $a^\delta$  and  $b^\delta$ . If  $l(Q) > L$  and unmarked sides of  $Q$  lie on  $\partial D^\delta$  then

$$\mathbb{P}^\delta (\gamma^\delta[\tau, 1] \text{ makes a crossing of } Q \mid \gamma^\delta[0, \tau]) < K \exp(-\epsilon l(Q)).$$

**Remark 1.11.** Since all the conditions are equivalent, the constant  $1/2$  above and in the KS Condition can be replaced by any other from  $(0, 1)$ .

For a discussion on these conditions, see [17]. The KS Condition (or one of the equivalent conditions) has been shown to be satisfied for the following models: FK-Ising model, spin Ising model, percolation, harmonic explorer, chordal loop-erased random walk (as well as radial loop-erased random walk), and random cluster representation of  $q$ -Potts model for  $1 \leq q \leq 4$ . The KS Condition fails for the uniform spanning tree, see [17].

The following theorem details the sufficient condition and framework for precompactness in the space of curves.

**Theorem 1.12** (See [17]). *Let  $D$  be a bounded simply connected domain with two distinct accessible prime ends  $a$  and  $b$ . If the family of probability measures  $\{\gamma^\delta\}$  satisfies the KS Condition, given below, then both  $\{\gamma^\delta\}$  and  $\{\gamma_{\mathbb{D}}^\delta\}$ , the family of probability measures in  $\mathcal{S}_{\text{simple}}(\mathbb{D})$  connecting  $-1$  and  $1$  defined by the push-forward by  $\phi$ , are tight in the topology associated with the curve distance. Moreover, if  $\gamma_{\mathbb{D}}^\delta$  is converging weakly to some random curve  $\gamma_{\mathbb{D}}$  then the following statements hold:*

1. Almost surely, the curve  $\gamma_{\mathbb{D}}$  can be fully described by the Loewner evolution and the corresponding maps  $g_t$  satisfying the Loewner equation with driving process  $W_t$  which is  $\alpha$ -Hölder continuous for any  $\alpha < 1/2$ .
2. The driving process  $W_t^\delta$  corresponding to  $\gamma_{\mathbb{D}}^\delta$  converges in law to  $W_t$  with respect to uniform norm on finite intervals; moreover,  $\sup_{\delta>0} \mathbb{E}[\exp(\epsilon|W_t^\delta|/\sqrt{t})] < \infty$  for some  $\epsilon > 0$  and all  $t$ .

**Remark 1.13.** This theorem combines several of the main results from [17]. Note that if the prime ends  $a, b$  are accessible, as assumed, then the convergence of  $\gamma^\delta$  outside of their neighbourhood implies the convergence of the whole curves.

- Scheme 2.** (a) Describe the discrete curve by Loewner evolution. (A discrete curve can always be described by Loewner evolution).  
(b) Use the observable to show that the driving force is approximately  $\sqrt{\kappa}B_t$  for the appropriate  $\kappa$ .  
(c) Show convergence of the driving process in Loewner characterization.  
(d) Improve to convergence of curves.

An example of this scheme being implemented can be found in [20]. The main part of this scheme involves showing the convergence of driving processes in Loewner characterization. Convergence of driving processes is not sufficient to obtain path-wise convergence. One needs what is known as *a priori estimates of interface regularity*. Kempannien and Smirnov in [17] show that these *a priori bounds* can be derived from a certain, uniform bound on the probability of an annulus crossing event, the KS condition. The following corollary formulates the relationship between convergence of random curves and the convergence of their driving processes. In particular, if the driving processes of Loewner chains satisfying this uniform bound on the probability of a certain annulus crossing event converge, then the limiting Loewner chain is also generated by a curve (part (d) of scheme 2). In this corollary, it is assumed that  $\mathbb{H}$  is endowed with a bounded metric. Otherwise, map  $\mathbb{H}$  onto a bounded domain.

**Corollary 1.14** (Corollary 1.7 [17]). *Suppose that  $(W^\delta)$  is a sequence of driving processes of random Loewner chains that are generated by simple random curves  $(\gamma^\delta)$  in  $\mathbb{H}$ , satisfying the KS Condition. Suppose also that  $(\gamma^\delta)$  are parameterized by capacity. Then*

- $(W^\delta)$  is tight in the metrizable space of continuous functions on  $[0, \infty)$  with the topology of uniform convergence on the compact subsets of  $[0, \infty)$ .
- $(\gamma^\delta)$  is tight in the space of curves  $\mathcal{S}$ .
- $(\gamma^\delta)$  is tight in the metrizable space of continuous functions on  $[0, \infty)$  with the topology of uniform convergence on the compact subsets of  $[0, \infty)$ .

*Moreover, if the sequence converges in any of the topologies above it also converges in the two other topologies and the limits agree in the sense that the limiting random curve is driven by the limiting driving process.*

In [16], Viklund examines the second approach to develop a framework for obtaining a power law convergence rate to an SLE curve from a power law convergence rate for the driving function provided some additional geometric information, related to crossing events, along with an estimate

on the growth of the derivative of the SLE map. For the additional geometric information, Viklund introduces a geometric gauge of the regularity of a Loewner curve in the capacity parameterization called the *tip structure modulus*.

**Definition 1.15.** For  $s, t \in [0, T]$  with  $s \leq t$ , we let  $\gamma_{s,t}$  denote the curve determined by  $\gamma(r)$ ,  $r \in [s, t]$ . Let  $S_{t,\delta}$  to be the collection of crosscuts  $\mathcal{C}$  of  $H_t$  of diameter at most  $\delta$  that separate  $\gamma(t)$  from  $\infty$  in  $H_t$ . For a crosscut  $\mathcal{C} \in S_{t,\delta}$ ,

$$s_{\mathcal{C}} := \inf\{s > 0 : \gamma[t-s, t] \cap \overline{\mathcal{C}} \neq \emptyset\}, \quad \gamma_{\mathcal{C}} := (\gamma(r), r \in [t-s_{\mathcal{C}}, t]).$$

Define  $s_{\mathcal{C}}$  to be  $t$  if  $\gamma$  never intersects  $\overline{\mathcal{C}}$ . For  $\delta > 0$ , the *tip structure modulus* of  $(\gamma(t), t \in [0, T])$  in  $H$ , denoted by  $\eta_{\text{tip}}(\delta)$ , is the maximum of  $\delta$  and

$$\sup_{t \in [0, T]} \sup_{\mathcal{C} \in S_{t,\delta}} \text{diam} \gamma_{\mathcal{C}}.$$

(In the radial setting, it is defined similarly.) In some sense,  $\eta_{\text{tip}}(\delta)$  is the maximal distance the curve travels into a fjord with opening smaller than  $\delta$  when viewed from the point toward which the curve is growing.

The following lemma collects the results in [16] and tailors them for the situation where a discrete model Loewner curve approaches an SLE curve in the scaling limit, see Lemma 3.4 in [16].

**Lemma 1.16.** Consider  $(f_j, W_j)$   $\mathbb{H}$ -Loewner pair generated by the curves  $\gamma_j$  where  $f_j$  satisfies the reverse Loewner flow with continuous driving term  $W_j$  (1.3) for  $j = 1, 2$ . Fix  $T < \infty$  and  $\rho > 1$ . Assume that there exists  $\beta < 1$ ,  $r \in (0, 1)$ ,  $p \in (0, 1/\rho)$  and  $\epsilon > 0$  such that the following holds with  $d_* = \epsilon^p$ .

1. There is a polynomial rate of convergence of driving processes:

$$\sup_{t \in [0, T]} |W_1(t) - W_2(t)| \leq \epsilon.$$

2. An estimate on the growth of derivative of the SLE map: There exists a constant  $c' < \infty$  such that the derivative estimate

$$\sup_{t \in [0, T]} d |f'_2(t, W_2(t) + id)| \leq c' d^{1-\beta} \quad \forall d \leq d_*.$$

3. Additional quantitative geometric information related to crossing probabilities: There exists a constant  $c < \infty$  such that the tip structure modulus for  $(\gamma_1(t), t \in [0, T])$  in  $\mathbb{H}$  satisfies

$$\eta_{\text{tip}}(d_*) \leq c d_*^r.$$

Then there is a constant  $c'' = c''(T, \beta, r, p, c, c') < \infty$  such that

$$\sup_{t \in [0, T]} |\gamma_1(t) - \gamma_2(t)| \leq c'' \max\{\epsilon^{p(1-\beta)r}, \epsilon^{(1-\rho p)r}\}.$$

The analogous statement holds for  $\mathbb{D}$ -Loewner pairs.

**Remark 1.17.** In [16], an estimate is given explicitly in terms of  $d_*$  and  $\beta$  on the probability of the event that the estimate in 2 holds uniformly in  $t \in [0, T]$  when  $f(t, z)$  is the chordal (and radial)  $SLE_\kappa$  Loewner chain. This is the derivative bound for chordal (and radial) SLE, see Proposition (1.7) and (1.8). It is also worth noticing that the estimate on the tip structure modulus is only required on the scale of  $\Delta_n(t, \epsilon^p)$  and later we will discuss that the failure of the existence of such a bound implies certain crossing events for the curve which we will exploit.

We build upon these earlier works to show that if the condition required for Kempannien and Smirnov's [17] framework is satisfied then one is able to obtain the needed additional geometric information for Viklund's framework. The end result is to obtain a power-law convergence rate to an SLE curve from a power-law convergence rate for the driving terms provided the discrete curves satisfy the KS Condition, a bound on annuli crossing events.

#### 1.4. SUFFICIENT CONDITIONS ON MARTINGALE OBSERVABLE

Both approaches for proving convergence to SLE show that to construct conformally invariant scaling limit for some model, we need apriori estimates and a nontrivial martingale observable with conformally invariant scaling limit. This leads us to the question of how might one construct such a martingale observable. One observation we can make is that we can define conformal invariance for a model with many different definitions. The usual way it is defined in the literature is as conformal invariance of interfaces. That is, conformal invariance of the law of the random curves. An alternative definition is to have conformal invariance refer to the fact that relevant observables of the model are conformally covariant in the scaling limit. Suppose that for every simply connected domain  $D$  with marked points  $a_1, \dots, a_n \in \overline{D}$ , we have defined a random curve  $\gamma$  starting at  $a_1$ . We can define analogues of conformal invariance and domain Markov property for the observable.

**Definition 1.18.** A function (or differential)  $F(D; a_1, \dots, a_n) : D \rightarrow \mathbb{C}$  indexed by simply connected domains with marked points  $a_1, \dots, a_n \in \overline{D}$  is a *conformally covariant martingale* for a random curve  $\gamma$  if

- $F$  is *conformally covariant*: if there exists  $\alpha, \alpha', \beta_1, \beta'_1, \dots, \beta_n, \beta'_n > 0$  such that for any domain  $D$  and any conformal map  $\varphi : D \rightarrow \mathbb{C}$ , we have the following:

$$F(\varphi(D); \varphi(a_1), \dots, \varphi(a_n)) = \varphi'(z)^\alpha \overline{\varphi'(z)^{\alpha'}} \varphi'(a_1)^{\beta_1} \overline{\varphi'(a_1)^{\beta'_1}} \dots \varphi'(a_n)^{\beta_n} \overline{\varphi'(a_n)^{\beta'_n}} \cdot F(D; a_1, \dots, a_n).$$

If  $\alpha = \beta_1 = \beta'_1 = \dots = \beta_n = \beta'_n = 0$ , then the family is *conformally invariant*

- and  $F(D \setminus \gamma[0, t]; \gamma(t), a_2, \dots, a_n)$  is a martingale with respect to  $\gamma$  drawn from  $a_1$  (with Loewner parameterization).

Notice that we do not ask for covariance at  $a_1$ . There are two main reasons for this. First, we can always rewrite it as covariance in other points. Secondly, it would be troublesome because once we start drawing the curve it becomes nonsmooth in the neighbourhood of  $a_1$ .

These properties can be combined to show that for any curve  $\gamma$  mapped to  $\mathbb{H}$  where  $a \mapsto 0$ ,  $b \mapsto \infty$  and  $c \mapsto x$ , we have

$$F(\mathbb{H}; 0, \infty, g_t(x), \dots) \cdot g'_t(x)^\eta \overline{g'_t(x)^\delta} \dots$$

is a martingale with respect to random Loewner evolution. The covariance factor at  $\infty$  is missing since  $g'_t(\infty) = 1$ . If we evaluate  $F$  using exactly the same machinery as the one used by Lawler, Schramm, and Werner in [20] (or used by Smirnov in [29]) to translate the fact that this is a martingale to information about the Loewner driving functions and the identification of this driving process as appropriately scaled Brownian motion, we arrive at the following generalization of Schramm's principle due to Smirnov, see [30]:

**Martingale Principle:** If a random curve  $\gamma$  admits a (non trivial) conformal covariant martingale  $F$ , then  $\gamma$  is given by SLE with  $\kappa$  (and a drift depending on the modulus of the configuration) derived from  $F$ .

It turns out that the martingale property together with the convergence to a conformally covariant object is sufficient to imply the convergence of the interface to an SLE. Thus, we want a discrete object which in limit becomes a conformally covariant martingale. We know that functions which are observables have the martingale property built in so only conformal covariance needs to be established. So, what is necessary to implement this machinery for a discrete observable? Generally, the observable arises as a solution of some discrete boundary value problem depending on the model. If these are polynomially close then we can approximate the observable by its continuous counterpart which we know explicitly and so we can Taylor expand around an appropriately chosen interior point. Thus, we can apply the machinery to approximate the observable as a function of time and the Loewner driving function. If we do this for two appropriately chosen vertices, then we arrive at information about the Loewner driving process for  $\gamma$  and are able to identify this driving process as appropriately scaled Brownian motion. Hence, knowing that this is a martingale for two appropriately chosen vertices is sufficient to characterize the large-scale behavior of  $\gamma$ . This leads us to the following Lemma, which is a version of BPZ equations ([3]):

**Lemma 1.19.** *Given a conformally invariant martingale  $F = F(\mathbb{H}; 0, \infty, z^1, \dots, z^m; c^1, \dots, c^l)$  where  $z^1, \dots, z^m$  are interior points of  $\mathbb{H}$  and  $c^1, \dots, c^l$  are boundary points, there exists some  $0 < \kappa \leq 8$  such that it satisfies for  $z^j = x^j + iy^j$ :*

$$\sum_{j=1}^m \left( \frac{1}{(x^j)^2 + (y^j)^2} \left( x^j \frac{\partial F}{\partial x^j} - y^j \frac{\partial F}{\partial y^j} \right) \right) + \sum_{j=1}^l \frac{1}{c^j} \frac{\partial F}{\partial c^j} + \frac{\kappa}{2} \left( \sum_{j=1}^m \frac{\partial^2 F}{(\partial x^j)^2} + \sum_{j=1}^l \frac{\partial^2 F}{(\partial c^j)^2} \right) = 0 \quad (1.4)$$

*Proof.* Recall the definition and notation of section (1.2). For  $t < \tau_1$ , consider the conformal mapping of  $\mathbb{H} \setminus K_t$  onto  $\mathbb{H}$  defined as  $\xi_t(z) = g_t(z) - W_t$  so that  $\lim_{z \rightarrow \infty} (g_t(z) - z) = 0$  and  $g_t(\infty) = \infty$ . That is,  $g_t$  is the solution to the chordal Loewner evolution with  $W_t = \sqrt{\kappa} B_t$  where  $B_t$  is a standard one-dimensional Brownian motion. Observe that  $\bar{g}_t(z)$  satisfies the same ODE.

Notice that for  $z \in \mathbb{H}$  and  $t > 0$ ,

$$\begin{aligned} d\xi_t^z &= \frac{2}{\xi_t(z)} dt - \sqrt{\kappa} dB_t \\ d\bar{\xi}_t^z &= \frac{2}{\bar{\xi}_t(z)} dt - \sqrt{\kappa} dB_t \end{aligned}$$

Define  $\hat{\xi}_t := (\xi_t^{z^1}, \dots, \xi_t^{z^m}, \xi_t^{c^1}, \dots, \xi_t^{c^l})^T$  where  $B_t^i$  are independent standard one-dimensional Brownian motions. Then

$$d\hat{\xi}_t = \frac{2}{\hat{\xi}_t} dt - \sqrt{\kappa} \text{Id} \hat{B}_t$$

where  $\hat{B}_t = (B_t^1, \dots, B_t^{l+m})^T$  and  $I$  is the  $(l+m)$  identity matrix.

For  $F : (\mathbb{H}, 0, \infty, z^1, \dots, z^m, c^1, \dots, c^l) \rightarrow \mathbb{C}$  a  $\mathcal{C}^2$  function and  $(\hat{\xi}_t)_{t \geq 0}$  is a semi-martingale then (the complex version of) Ito's formula yields:

$$\begin{aligned} dF(\hat{\xi}_t) &= \nabla_{\xi} F d\hat{\xi}_t + \nabla_{\bar{\xi}} F(\hat{\xi}_t) d\bar{\hat{\xi}}_t + \frac{1}{2} \sum_{i=1}^{l+m} \sum_{j=1}^{l+m} \partial^i \partial^j F d\langle \xi^i, \xi^j \rangle_t + \frac{1}{2} \sum_{i=1}^{l+m} \sum_{j=1}^{l+m} \bar{\partial}^i \bar{\partial}^j F d\langle \bar{\xi}^i, \bar{\xi}^j \rangle_t \\ &\quad + \sum_{i=1}^{l+m} \sum_{j=1}^{l+m} \partial^i \bar{\partial}^j F d\langle \xi^i, \bar{\xi}^j \rangle_t \end{aligned}$$

where  $\partial = \frac{\partial}{\partial z}$  and  $\bar{\partial} = \frac{\partial}{\partial \bar{z}}$  are the usual Wirtinger derivatives. Hence, we have for  $z^j = x^j + iy^j$

$$\begin{aligned} dF(\hat{\xi}_t) &= \left( \sum_{j=1}^m \left( \frac{1}{(x^j)^2 + (y^j)^2} \left( x^j \frac{\partial F}{\partial x^j} - y^j \frac{\partial F}{\partial y^j} \right) \right) + \sum_{j=1}^l \frac{1}{c^j} \frac{\partial F}{\partial c^j} + \frac{\kappa}{2} \left( \sum_{j=1}^m \frac{\partial^2 F}{(\partial x^j)^2} + \sum_{j=1}^l \frac{\partial^2 F}{(\partial c^j)^2} \right) \right) dt \\ &\quad - \left( \sum_{j=1}^m \frac{\partial F}{\partial x^j} + \sum_{j=1}^l \frac{\partial F}{\partial c^j} \right) dW_t^i. \end{aligned}$$

Since  $F$  is a martingale, we have that

$$\sum_{j=1}^m \left( \frac{1}{(x^j)^2 + (y^j)^2} \left( x^j \frac{\partial F}{\partial x^j} - y^j \frac{\partial F}{\partial y^j} \right) \right) + \sum_{j=1}^l \frac{1}{c^j} \frac{\partial F}{\partial c^j} + \frac{\kappa}{2} \left( \sum_{j=1}^m \frac{\partial^2 F}{(\partial x^j)^2} + \sum_{j=1}^l \frac{\partial^2 F}{(\partial c^j)^2} \right) = 0$$

□

This leads us to Definition (1.22).

**Remark 1.20.** Alternatively, we could “reverse engineer” and start with a discrete function  $F$  (apriori not related to lattice models) which has conformally covariant scaling limit by construction. Then connect to a particular lattice model establishing the martingale property. For more details and discussions see [25] and [30].

In the following, we will use the following notation.

**Definition 1.21.** We call a solution of the equation (1.4) *degenerate* if there is an open set  $\mathcal{V} \subset \mathbb{H}^k \times (\mathbb{R} \setminus \{0\})^l$  such that

$$\sum_{j=1}^k \frac{\partial F}{\partial x^j} + \sum_{j=1}^l \frac{\partial F}{\partial c^j} = \sum_{j=1}^k \frac{\partial^2 F}{(\partial x^j)^2} + \sum_{j=1}^l \frac{\partial^2 F}{(\partial c^j)^2}.$$

and *non-degenerate* otherwise.



### 1.5. MAIN THEOREM

The proof of the main theorem involves two key steps. The first step is to derive a rate of convergence for the driving terms. Then we extend the result based on the work of Viklund in [16] to a rate of convergence for the curves. All the a priori estimates required to extend from a convergence of driving terms to a convergence of paths follows from the discrete curve satisfying the Kempmann-Smirnov condition. The method developed here is a general framework for obtaining the rate of convergence of scaling limit of interfaces for various models in statistical physics known to converge to SLE curves, provided the martingale (or almost martingale) observable converges polynomially to its continuous counterpart.

Let us describe the set-up for the main theorem. Fix conformal transformation  $\Phi : \mathbb{D} \rightarrow \mathbb{H}$  such that  $z \mapsto i \frac{z+1}{1-z}$ . Let  $d_*(\cdot, \cdot)$  be the metric on  $\overline{\mathbb{H}} \cup \{\infty\}$  defined by  $d_*(z, w) = |\Phi^{-1}(z) - \Phi^{-1}(w)|$ . If  $z \in \overline{\mathbb{H}}$  then  $d_*(z_n, z) \rightarrow 0$  is equivalent to  $|z_n - z| \rightarrow 0$  and  $d_*(z_n, \infty) \rightarrow 0$  is equivalent to  $|z_n| \rightarrow \infty$ . This is a metric corresponding to mapping  $(\mathbb{H}, 0, \infty)$  to  $(\mathbb{D}, -1, 1)$  which is convenient because it is compact. Let  $D$  be a simply connected bounded domain with distinct accessible prime ends  $a, b \in \partial D$ , let  $D^n \subset D$  denote the  $n^{-1}$ -lattice approximation of  $D$ . Fix the maps  $\phi : (D, a, b) \rightarrow (\mathbb{H}, 0, \infty)$  and  $\phi^n : (D^n, a^n, b^n) \rightarrow (\mathbb{H}, 0, \infty)$  so that  $\phi^n(z) \rightarrow \phi(z)$  as  $n \rightarrow \infty$  uniformly on compact subsets of  $D$  with  $\phi^n(a^n) \rightarrow \phi(a)$  and  $\phi^n(b^n) \rightarrow \phi(b)$  and satisfying the hydrodynamic normalization :  $\phi^n \circ \phi^{-1}(z) - z \rightarrow 0$  as  $z \rightarrow \infty$  in  $\mathbb{H}$ . Then let  $\tilde{\gamma}^n = \phi^n(\gamma^n)$  where  $\gamma^n$  is a random curve on  $n^{-1}L$  lattice between  $a^n$  and  $b^n$ . Thus,  $\tilde{\gamma}^n$  is a random curve in  $(\mathbb{H}, 0, \infty)$  parameterized by capacity. Let  $D_t^n = D^n \setminus \gamma^n[0, t]$ , and  $g_t^n : \mathbb{H}_t^n = \phi^n(D_t^n) \rightarrow \mathbb{H}$  be the corresponding Loewner evolution with driving terms  $W_t^n$ . Thus,  $(f_t^n = (g_t^n)^{-1}, W_t^n)$  is a  $\mathbb{H}$ -Loewner pair generated by  $\tilde{\gamma}^n$ .

To deal with multi-variable observables, let us introduce some notations. Let, for some fixed  $k$  and  $l$ ,  $\hat{v}^n = (v_1^n, \dots, v_k^n; c_1^n, \dots, c_l^n)$  be a collection of  $k$  interior points of the domain  $D^n$  and  $l$  boundary points of  $D^n$ . We assume that  $k \geq 1$ ,  $l \geq 0$ . Let  $V^{k,l}(D^n)$  be the set of all such collections.

Define

$$\hat{\phi}(\hat{v}^n) := (\phi(v_1^n), \dots, \phi(v_k^n); \phi(c_1^n), \dots, \phi(c_l^n))$$

and

$$\phi^n(\hat{v}^n) := (\phi^n(v_1^n), \dots, \phi^n(v_k^n); \phi^n(c_1^n), \dots, \phi^n(c_l^n))$$

Since  $D^n$  is a Jordan domain,  $\phi^n(c_j^n)$  is well-defined, by Caratheodory Theorem.

**Definition 1.22.** Let  $\{\gamma_{(D,a,b)}^n\}$  be a family of probability measures on curves indexed by simply connected domains  $D$ , boundary prime ends  $a, b$  of  $D$ , and  $n \in \mathbb{N}$  such that for each  $D$  and  $n$  it is supported on simple curves joining  $a^n$  and  $b^n$  in  $D^n$ . We say that the family  $\{\gamma_{(D,a,b)}^n\}$  is *weakly admissible* it satisfies domain Markov Property and one can find some  $m, l \in \mathbb{N}$ ,  $s \in (0, 1)$ , and a positive function  $n_0(R)$ , such that for any conformal isomorphism  $\phi : D \rightarrow \mathbb{H}$  with  $\phi(a) = 0$ ,  $\phi(b) = \infty$  there exists a stopping time  $T = T(\phi) > 0$ , such that as long as  $\left|(\phi^{-1})'(i)\right| > R$ , for every  $n \geq n_0(R)$  the following holds.

1. There is a multivariable discrete almost martingale observable

$$H_D^n = H_{(D^n, a^n, b^n)}^n : V^{k,l}(D^n) \rightarrow \mathbb{C}$$

associated with the curve  $\gamma^n$ . That is,  $H_t^n = H_{(D_t^n, \gamma^n(t), b^n)}^n$  is almost a martingale (for any

fixed  $\hat{v} \in V^{k,l}(D^n)$  with respect to the (discrete) interface  $\gamma^n$  growing from  $a^n$ :

$$\left| H_{D_t}^n(\hat{v}) - \mathbb{E} \left[ H_{D_t}^n(\hat{v}) \mid D_t^n \right] \right| \leq n^{-s}, \text{ for } 0 \leq t \leq t' \leq T \text{ and all } \hat{v} \in V^{k,l}(D^n).$$

2. There is a  $\mathcal{C}^3$  function  $h : \mathbb{H}^k \times (\mathbb{R} \setminus \{0\})^l \mapsto \mathbb{R}$  and an open set  $\mathcal{V} \subset \mathbb{H}^k \times (\mathbb{R} \setminus \{0\})^l$  such that the  $h$  is a non degenerate solution to the BPZ equation ((1.21)).
3.  $H^n$  is polynomially close to its continuous conformally invariant counterpart  $h$ . That is, for any  $\hat{v}$  with  $\hat{\phi}^n(\hat{v}) \in \mathcal{V}$ .

$$\left| H_D^n(\hat{v}) - h(\hat{\phi}^n(\hat{v})) \right| \leq n^{-s}$$

If, in addition, the family  $\{\gamma_{(D,a,b)}^n\}$  satisfies the KS-condition, it is called *admissible*.

Now, we are ready to state our main Theorem.

**Theorem 1.23** (Main Theorem). *Let  $\{\gamma_{(D,a,b)}^n\}$  be a family of admissible probability measures. Then for some  $0 < \kappa < 8$  (defined by (2)) there is a coupling of  $\tilde{\gamma}^n$  with Brownian motion  $\sqrt{\kappa}B(t)$ ,  $t \geq 0$ , with the property that for  $n \geq N$ ,*

$$\mathbb{P} \left\{ \sup_{t \in [0,T]} d_*(\tilde{\gamma}^n(t), \tilde{\gamma}(t)) > n^{-u} \right\} < n^{-u}$$

for some  $u \in (0, 1)$  where  $\tilde{\gamma}$  denotes the chordal  $SLE_\kappa$  path for  $\kappa \in (0, 8)$  in  $\mathbb{H}$  driven by  $\sqrt{\kappa}B(t)$  and both curves are parameterized by capacity. Here  $N$  depends on  $s$ ,  $n_0$ , and  $T$  from Definition (1.22).  $u$  depends only on  $s$  Definition (1.22).

Moreover, if  $D$  is an  $\alpha$ -Hölder domain, then under the same coupling, the SLE curve in the image is polynomially close to the original discrete curve:

$$\mathbb{P} \left\{ \sup_{t \in [0,T]} d_*(\gamma^n(t), \phi^{-1}(\tilde{\gamma}(t))) > n^{-\lambda} \right\} < n^{-\lambda}, \text{ for } n \geq N$$

where  $\lambda$  depends only on  $\alpha$  and  $u$ .

**Remark 1.24.** The  $\alpha$ -Hölder condition works for all cases but we think that it can be relaxed.

In section (3), when we work with  $\mathbb{H}$ -Loewner pairs, it will be easier for us to work with the bounded version of  $\mathbb{H}$ , that is,  $\mathbb{D}$  with two marked boundary points  $-1$  and  $1$ . Let  $\phi_n : (D_n, a^n, b^n) \rightarrow (\mathbb{D}, -1, 1)$  be the conformal map. Note that the sequence of domains  $D^n$  converge in the Caratheodory sense, i.e. the mappings  $\phi_n^{-1}$  converge uniformly in the compact subsets of  $\mathbb{D}$  to  $\phi^{-1}$ . Moreover, as we show later (see Lemma (3.10)), the convergence is polynomially fast if the domain  $D^n$  is Hölder. In applications (Section (4)), we have sequence of stopping times tending to  $\infty$  and  $n_0$  will tend to  $\infty$ .

## 2. CONVERGENCE OF DRIVING TERM

For the first step, the derivation of a rate of convergence of driving terms we follow the scheme outlined in [5]. The main contributions to the convergence rate are: the rate of convergence

of the martingale observable,  $\delta = \delta(n)$ , derived from the microscopic scale (approximately the lattice size  $\frac{1}{n}$ ), the rate acquired in transferring this to information about the driving function for a mesoscopic piece of the curve (at mesoscopic scale  $\delta^{\frac{2}{3}}$ ), and the rate obtained after applying Skorokhod embedding to couple with Brownian motion which is roughly  $\delta^{(\frac{1}{3})(\frac{2}{3})}$ .

Recall the set-up described before Theorem (1.23). Then we have the following result on the convergence of the driving terms.

**Theorem 2.1.** *Let  $\{\gamma^n\}$  be a family of weakly admissible (in the sense of Definition (1.22)). Then there exists  $r = r(s) > 0$  such that there exists  $n_0 = n_0(T, s) < \infty$  such that the following holds. For each  $n \geq n_0$ , there is a coupling of  $\gamma^n$  with Brownian motion  $B(t)$ ,  $t \geq 0$  with the property that*

$$\mathbb{P} \left\{ \sup_{t \in [0, T]} |W^n(t) - W(t)| > n^{-r} \right\} < n^{-r}$$

where  $W(t) = B(\kappa t)$  for  $\kappa \in (0, 8)$  defined by (2) of Definition (1.22).

The analogous statement holds for  $\mathbb{D}$ -Loewner pairs.

Note that we do not need KS-condition to establish the convergence of driving functions.

## 2.1. KEY ESTIMATE

As in [20] and [5], the idea is to use the polynomial convergence of the discrete observable to its continuous counterpart in order to transfer the fact that we have a discrete martingale observable to information about the Loewner driving function for a mesoscopic piece of the path.

Let us recall our setup: For  $D$  a simply connected bounded domain with distinct accessible prime ends  $a, b \in \partial D$ , let  $D^n \subset D$  denote the  $n^{-1}$ -lattice approximation of  $D$ . Fix the maps  $\phi : (D, a, b) \rightarrow (\mathbb{D}, -1, 1)$  and  $\phi^n : (D^n, a^n, b^n) \rightarrow (\mathbb{D}, -1, 1)$  so that  $\phi^n(z) \rightarrow \phi(z)$  as  $n \rightarrow \infty$  uniformly on compact subsets of  $D$  with  $\phi^n(a^n) \rightarrow \phi(a)$  and  $\phi^n(b^n) \rightarrow \phi(b)$ . Let  $\varphi^n := \Phi(\phi^n) : D^n \rightarrow \mathbb{H}$  be the conformal map satisfying the hydrodynamic normalization:  $\varphi^n \circ \varphi^{-1}(z) - z \rightarrow 0$  as  $z \rightarrow \infty$  in  $\mathbb{H}$ . Then let  $\tilde{\gamma}^n = \varphi^n(\gamma^n)$  where  $\gamma^n$  is a random curve on  $n^{-1}L$  lattice between  $a^n$  and  $b^n$ . Thus,  $\tilde{\gamma}^n$  is a random curve in  $(\mathbb{H}, 0, \infty)$  parameterized by capacity. Let  $D_t^n = D^n \setminus \gamma^n[0, t]$ , and  $g_t^n : \Phi(\phi^n(D_t^n)) \rightarrow \mathbb{H}$  be the corresponding Loewner equation with driving terms  $W_t^n$ .

For the rest of this section, let us fix  $n$ . To simplify the notations, we will omit the index  $n$  in the remainder of the section. Thus  $D$  will denote  $D^n$ , the  $n^{-1}$  lattice approximation. The same convention applies to  $\gamma$  ( $= \gamma^n$ ),  $\tilde{\gamma}$  ( $= \tilde{\gamma}^n$ ),  $\varphi$  ( $= \varphi^n$ ), and so forth.

Let  $\mathbf{v} \in \mathcal{V}$  and  $\hat{p} = \hat{\varphi}^{-1}(\mathbf{v})$ . Let  $\hat{p}_0$  be the closest in Caratheodory metric multivertex to  $\hat{p}$ .

Let the random curve  $\tilde{\gamma} = \varphi(\gamma)$  be parameterized by capacity and  $W(t)$  be the Loewner driving term for  $\tilde{\gamma}$ . Let  $\hat{W}_t$  be the element of  $\mathbb{R}^{l+k}$  with all the coordinates equal to  $W_t$ . For  $j \geq 0$ , define  $D_j = D \setminus \gamma[0, j]$  and  $\varphi_j : D_j \rightarrow \mathbb{H}$  be conformal map satisfying  $\varphi_j(z) - \varphi(z) \rightarrow 0$  and  $z \rightarrow b$  within  $D_j$ . Note that  $W(t_j) = \varphi_j(\gamma(j)) \in \mathbb{R}$ . Also let  $t_j := \text{cap}_\infty(\tilde{\gamma}[0, j])$  be the half plane capacity of  $\tilde{\gamma}$ . Let  $\hat{p}_j = \hat{\varphi}^{-1}(\hat{\varphi}_j(\hat{p}_0))$ . Let

$$K = K(D) = \inf \left\{ j : \hat{\varphi}_j(\hat{p}_0) \notin \mathcal{V} \text{ or } \text{crad}(\hat{p}_j) < \frac{\text{crad}(\hat{p}_0)}{8} \right\}. \quad (2.1)$$

**Proposition 2.2.** *For  $j \geq 0$ , let  $\tilde{\gamma}$ ,  $D_j$ ,  $\varphi_j$ ,  $W(t_j)$ ,  $\hat{p}_j$  and  $t_j$  be defined as above. Under the assumptions of Theorem (2.1), there exists  $c > 0$  and  $n_0 \in \mathbb{N}$  with  $n_0 < \infty$  such that if  $n > n_0$ , the*

following holds. Fix  $k \in \mathbb{N}$  such that  $k \leq K$  and let

$$m = \min\{j \geq k : t_j - t_k \geq n^{-\frac{2s}{3}} \text{ or } |W(t_j) - W(t_k)| \geq n^{-\frac{s}{3}}\}.$$

Then

$$|\mathbb{E}[W_{t_m} - W_{t_j} \mid D_j]| \leq cn^{-s}, \text{ and} \quad (2.2)$$

$$|\mathbb{E}[(W_{t_m} - W_{t_j})^2 - \kappa \mathbb{E}[t_m - t_j] \mid D_j]| \leq cn^{-s}. \quad (2.3)$$

where  $s \in (0, 1)$  is the corresponding exponent from Definition (1.22).

*Proof.* First, notice that  $K_D \gtrsim n \left( \min_{j \leq k} R_j, \text{Cara dist}_{j \leq l}(A_j, C_j) \right)$  where  $R_j := \text{rad}_{p_j}(D) = \inf\{|w - p_j| : w \notin D\}$  and Cara dist is the Caratheodory distance. This tells us we will not flow out before we reach time  $m$ . Indeed, the main theorems in the paper use  $n^{-1}$  to denote the lattice spacing and the results are presented as  $n \rightarrow \infty$ . This can be rephrased in terms of the inner radius of the domain  $D$ . With this view, we take the scaling limit by using the domain  $nD$  with  $n \rightarrow \infty$  and using a unit lattice. Let  $\varphi_n : nD \rightarrow \mathbb{H}$  be the normalized conformal map. We can see immediately that  $\varphi(z) = \varphi_n(z/n)$ . So, the image of the curve in  $nD$  on unit lattice under  $\varphi_n$  is trivially the same as the image of the curve on a lattice spacing  $1/n$  in  $D$ . Also,  $\text{rad}_{p_0}(nD) = n \text{rad}_{p_0}(D) \rightarrow \infty$ . So the condition  $\text{rad}_{p_0}(D) > R_0$  is applied to  $nD$  and is really the condition that  $n$  is large or in other words that the lattice spacing is small. This observation combined with an immediate consequence of the Schwarz Lemma and Koebe one-quarter Theorem gives us the result. Now, notice that  $\text{rad}_{p_j}(D_m) \geq \frac{1}{2} \text{rad}_{p_j}(D_j) - 1$  provided  $R$  is large enough. Indeed, let  $z$  be on  $|z| = \frac{1}{2} \text{rad}_{p_j}(D_j)$ . Since  $\text{Im} \varphi_j(p_j) = 1$ , the Koebe distortion theorem implies a positive constant lower bound for  $\text{Im} \varphi_j(z)$ . Let  $g_t : \mathbb{H}_t := \varphi(D_j) \rightarrow \mathbb{H}$  be the corresponding Loewner evolution driven by  $W(t)$  then  $\varphi_k = g_{t_k} \circ \varphi$ . By chordal Loewner equation,  $\frac{d}{dt} \text{Im} g_t(z) \geq \frac{-2}{\text{Im} g_t(z)}$  which implies  $\frac{d}{dt} (\text{Im} g_t(z))^2 \geq -4$ . Thus,  $\tau(z) \geq t_j + (\text{Im} \varphi_j(z))^2 / 4$  where  $\tau(z)$  is the time beyond which the solution to the Loewner ODE does not exist. Since  $t_{m-1} - t_j \leq R^{-\frac{2s}{3}}$ , it follows that  $z \notin \gamma[0, m-1]$  for  $R$  large enough. Hence,  $\text{rad}_{p_j}(D_{m-1}) \geq \frac{1}{2} \text{rad}_{p_j}(D_j)$  which implies that  $\text{rad}_{p_j}(D_m) \geq \frac{1}{2} \text{rad}_{p_j}(D_j) - 1$ .

Let  $g_t : \mathbb{H}_t := \varphi(D_j) \rightarrow \mathbb{H}$  be the corresponding Loewner evolution driven by  $W(t)$  then  $\varphi_k = g_{t_k} \circ \varphi$ . Fix  $\hat{w}_0 \in \mathcal{V}$ . Let  $n > 100 \max\{1, n_0^{2s'}\}$  for large enough  $n_0$ . Notice that we can use Beurling estimate to see that the corresponding vertex is at least  $n_0^{s'}$ -away from the boundary.

Since  $H_j$  is almost a martingale ((1) of Definition (1.22)), we get  $\mathbb{E}[H_m(\hat{w}_0) \mid D_j] = H_j(\hat{w}_0) + O(n^{-s})$ . So,

$$\begin{aligned} & \mathbb{E}[h((\varphi_m(w_0^1) - W(t_m), \dots, \varphi_m(w_0^k) - W(t_m); \varphi_m(c_1), \dots, \varphi_m(c_l)) \mid D_j] \\ &= h((\varphi_m(w_0^1) - W(t_j), \dots, \varphi_m(w_0^k) - W(t_j); \varphi_m(c_1), \dots, \varphi_m(c_l))) + O(n^{-s}). \end{aligned}$$

Claim. For all  $t \in [t_j, t_m]$ ,  $|W_t - W_{t_j}| = O(n^{-\frac{s}{3}})$  and  $t_m - t_j = O(n^{-\frac{2s}{3}})$ .

Indeed, by the definition of  $m$ , we get the relations when  $t \in [t_j, t_{m-1}]$  and the second when  $t_{m-1}$  replaces  $t_m$ . Assuming that  $n$  is large enough, if  $k \in \{j, \dots, m-1\}$  then, by Beurling projection theorem, the harmonic measure from  $p_j$  of  $\gamma[k, k+1]$  in  $D$  is  $O(n^{-\frac{s}{3}})$ . By conformal invariance of harmonic measure, the harmonic measure from  $\varphi_k(p_j)$  of  $\varphi_k \circ \gamma[k, k+1]$  in  $\mathbb{H}$  is  $O(n^{-\frac{s}{3}})$ . Note that  $\varphi_k(p_j) = g_{t_k} \circ \varphi(p_j)$  and by above there is a constant positive lower bound for  $\text{Im} \varphi_{m-1}(p_j)$ . By Loewner equation,  $\text{Im} g_t(z)$  is monotone decreasing in  $t$ . Hence,  $\text{Im} g_t \circ \varphi(p_j)$  has constant positive

lower bound for  $t \leq t_{m-1}$ . By Loewner equation again,  $|\partial_t(g_t \circ \varphi(p_j))| = O(1)$  for  $t \leq t_{m-1}$ . Integrating this gives  $|\varphi_k(p_j) - \varphi_j(p_j)| \leq O(n^{-\frac{2s}{3}})$  for  $k = j, \dots, m-1$ . As  $W_k \in \varphi_k \circ \gamma[k, k+1]$ , the distance from  $\varphi_k(p_j)$  to  $\varphi_k \circ \gamma[k, k+1]$  is  $O(1)$ . So the harmonic measure estimate gives  $\text{diam}(\varphi_k \circ \gamma[k, k+1]) = O(n^{-\frac{s}{3}})$ . Since  $\varphi_k(\gamma[k, k+1])$  is the set of points hitting the real line under Loewner equation in time interval  $[t_k, t_{k+1}]$ , the claim follows by (1.4).

Let  $z_t^i := g_t \circ \varphi(w_0^i)$  for  $i = 1, \dots, k$ . Since  $\varphi_k(w_0^i) = z_{t_k}^i$ , by flowing from  $\varphi_j(w_0^i)$  according to Loewner equation between times  $t_j$  and  $t_m$ , we get that  $\varphi_m(w_0^i) = z_{t_m}^i$ . By integrating the Loewner equation over this interval  $[t_j, t_m]$  we get that

$$z_{t_m}^i - z_{t_j}^i = \varphi_m(w_0^i) - \varphi_j(w_0^i) = \frac{2(t_m - t_j)}{\varphi_j(w_0^i) - W_{t_j}} + O(n^{-s}).$$

Similarly,

$$\bar{z}_{t_m}^i - \bar{z}_{t_j}^i = \frac{2(t_m - t_j)}{\varphi_j(w_0^i) - W_{t_j}} + O(n^{-s})$$

By the assumptions of Theorem (1.23),  $h(\hat{z})$  is a  $\mathcal{C}^3$  function on  $\mathbb{H}^k \times (\mathbb{R} \setminus \{0\})^l$ . Our goal is to estimate  $h(\hat{\varphi}_m(\hat{w}_0) - \hat{W}(t_m))$  up to  $O(n^{-s})$  terms. Then Taylor expanding about  $(\hat{z}_{t_j}, W_{t_j})$  in first order with respect to  $\hat{z}$  and  $\bar{\hat{z}}$  (since  $|z^i - z_{t_j}^i| = O(n^{-2s/3})$ ) and second order with respect to  $W$  (since  $|W(t) - W(t_j)| = O(n^{-s/3})$ ), we get

$$\begin{aligned} h(\hat{\varphi}_m(\hat{w}_0) - \hat{W}(t_m)) - h(\hat{\varphi}_j(\hat{w}_0) - \hat{W}(t_j)) &= \nabla_{\hat{z}} h(\hat{z}_{t_j} - \hat{W}(t_j)) \cdot (\hat{z}_{t_m} - \hat{z}_{t_j}) \\ &\quad + \nabla_{\bar{\hat{z}}} h(\hat{z}_{t_j} - \hat{W}(t_j)) \cdot (\bar{\hat{z}}_{t_m} - \bar{\hat{z}}_{t_j}) \\ &\quad + \nabla_W h(\hat{z}_{t_j} - \hat{W}(t_j)) \cdot (\hat{W}_{t_m} - \hat{W}_{t_j}) \\ &\quad + \frac{1}{2} \nabla_W^2 h(\hat{z}_{t_j} - \hat{W}(t_j)) \cdot (\hat{W}_{t_m} - \hat{W}_{t_j})^2 + O(n^{-s}) \end{aligned}$$

where  $\nabla_{\hat{z}}$  is defined in terms of the Wirtinger derivatives  $\partial_{z^i} = \frac{1}{2}(\partial_{x^i} - i\partial_{y^i})$ . We know that the conditional expectation given  $D_j$  of the left hand side is  $O(n^{-s})$  because the function  $h$  is close to the observable which is almost a martingale. Then applying the bound for  $z_{t_m}^i - z_{t_j}^i$  and  $\bar{z}_{t_m}^i - \bar{z}_{t_j}^i$ , we get an equation in terms of  $\mathbb{E}[t_m - t_j | D_j]$ ,  $\mathbb{E}[W_{t_m} - W_{t_j} | D_j]$  and  $\mathbb{E}[(W_{t_m} - W_{t_j})^2 | D_j]$ . Let  $\hat{\xi}_t = \hat{z}_t - \hat{W}(t)$ .

$$\begin{aligned} O(n^{-s}) &= \underbrace{\left( \frac{2}{\hat{\xi}_{t_j}} \cdot \nabla_{\hat{z}} h(\hat{\xi}_{t_j}) + \frac{2}{\bar{\hat{\xi}}_{t_j}} \cdot \nabla_{\bar{\hat{z}}} h(\hat{\xi}_{t_j}) \right)}_{A(\xi)} \mathbb{E}[(t_m - t_j) | D_j] + \underbrace{\nabla h(\hat{\xi}_{t_j})}_{B(\xi)} \cdot \mathbb{E}[(W(t_m) - W(t_j)) | D_j] \\ &\quad + \underbrace{\frac{1}{2} \nabla^2 h(\hat{\xi}_{t_j})}_{C(\xi)} \cdot \mathbb{E}[(W(t_m) - W(t_j))^2 | D_j]. \end{aligned}$$

Indeed, we have that for  $z^i = x^i + iy^i$  for  $i = 1, \dots, k$ .

$$\begin{aligned}
O(n^{-s}) &= \underbrace{\left( \sum_{j=1}^k \frac{2}{(x^j)^2 + (y^j)^2} \left( x^j \frac{\partial h}{\partial x^j} - y^j \frac{\partial h}{\partial y^j} \right) + \sum_{j=1}^l \frac{1}{c^j} \frac{\partial h}{\partial c^j} \right)}_{A(\xi)} \mathbb{E}[(t_m - t_j)|D_j] \\
&\quad + \underbrace{\left( \sum_{j=1}^k \frac{\partial h}{\partial x^j} + \sum_{j=1}^l \frac{\partial h}{\partial c^j} \right)}_{B(\xi)} \mathbb{E}[(W(t_m) - W(t_j))|D_j] \\
&\quad + \underbrace{\frac{1}{2} \left( \sum_{j=1}^k \frac{\partial^2 h}{(\partial x^j)^2} + \sum_{j=1}^l \frac{\partial^2 h}{(\partial c^j)^2} \right)}_{C(\xi)} \mathbb{E}[(W(t_m) - W(t_j))^2|D_j].
\end{aligned}$$

Notice that from our assumptions on the function  $h$ , we get that  $A(\xi) = -\kappa C(\xi)$ . By Condition (2), we have that  $B(\xi)$  is not proportional to  $C(\xi)$ . We want to be able to choose two points where they flow out of  $\mathcal{V}$  after time  $K_D$ . That is, find two points  $\hat{v}_1, \hat{v}_2 \in \mathcal{V}$  satisfying  $\min\{j : \hat{\varphi}_j(\hat{v}_l) \notin \mathcal{V}\} < K_D$  for  $l = 1, 2$ . If we can choose one such point at time  $K_D$ , then there exists a small neighbourhood around the point where this is true at time  $K(D)/2$  since the conformal radius is large at this point. Thus, we can choose such two points such that the corresponding equations in the variables will generate two linearly independent equations in the variables  $\mathbb{E}[\kappa(t_m - t_j) - (W(t_m) - W(t_j))^2|D_j]$  and  $\mathbb{E}[W(t_m) - W(t_j)|D_j]$ . This proves (2.2) and (2.3).  $\square$

## 2.2. PROOF OF DRIVING CONVERGENCE THEOREM

The goal of this section is to show that driving term  $W$  of the previous section is close to a standard Brownian motion with speed  $\kappa$ , see Theorem (2.1) for the precise statement. The standard tool for proving convergence to Brownian motion is to use the Skorokhod embedding theorem.

**Lemma 2.3** (Skorokhod Embedding Theorem). *Suppose  $(M_k)_{k \leq K}$  is an  $(\mathcal{F}_k)_{k \leq K}$ -martingale with  $\|M_{k+1} - M_k\|_\infty \leq \delta$  and  $M_0 = 0$  a.s. There are stopping times  $0 = \tau_0 \leq \tau_1 \leq \dots \leq \tau_K$  for standard Brownian motion  $B(t)$ ,  $t \geq 0$ , such that  $(M_0, M_1, \dots, M_K)$  and  $(B(\tau_0), B(\tau_1), \dots, B(\tau_K))$  have the same law. Moreover, we have for  $k = 0, 1, \dots, K-1$*

$$\mathbb{E}[\tau_{k+1} - \tau_k | B[0, \tau_k]] = \mathbb{E}[(B(\tau_{k+1}) - B(\tau_k))^2 | B[0, \tau_k]] \quad (2.4)$$

$$\mathbb{E}[(\tau_{k+1} - \tau_k)^p | B[0, \tau_k]] \leq C_p \mathbb{E}[(B(\tau_{k+1}) - B(\tau_k))^{2p} | B[0, \tau_k]] \quad (2.5)$$

for constants  $C_p < \infty$  and also

$$\tau_{k+1} \leq \inf\{t \geq \tau_k : |B(t) - B(\tau_k)| \geq \delta\}.$$

The proof of Skorokhod embedding theorem can be found in many textbooks including [14]. We will now prove Theorem (2.1) using the Skorokhod embedding theorem above and Proposition (2.2). The proof of Theorem (2.1) follows almost identically to the proof in [5] and is only included

for the completeness of the exposition. The outline of the proof is as follows. First, use the domain Markov property to iterate the key estimate to construct sequences of random variables that almost form martingales and adjust the sequence to make it a martingale so that it can be coupled with Brownian motion via Skorokhod embedding. Then show that the stopping times  $\tau_k$  obtained by Skorokhod embedding theorem are likely to be close to capacities  $\kappa t_{m_k}$  for all  $k \leq K$  for some appropriate  $K = K_D$ , see (2.1). Indeed, one can show that each of these has high probability of being close to the quadratic variation of the martingale. Now that they are running on similar clocks, all that is left is to show that they are close at all times with high probability. The key tools for this is the following estimate on the modulus of continuity of Brownian motion, see Lemma 1.2.1 of [13] for the proof.

**Lemma 2.4.** *Let  $B(t)$ ,  $t \geq 0$ , be the standard Brownian motion. For each  $\epsilon > 0$  there exists a constant  $C = C(\epsilon) > 0$  such that the inequality*

$$\mathbb{P} \left( \sup_{t \in [0, T-h]} \sup_{s \in (0, h]} |B(t+s) - B(t)| \leq v\sqrt{h} \right) \geq 1 - \frac{CT}{h} e^{-\frac{v^2}{2+\epsilon}}$$

holds for every positive  $v, T$  and  $0 < h < T$ .

The proof also requires the following maximal inequality for martingales, see Lemma 1 of [15] for the proof.

**Lemma 2.5.** *Let  $\xi_k$ ,  $k = 1, \dots, K = K_D$ , be a martingale difference sequence with respect to the filtration  $\mathcal{F}_k$ . If  $\sigma, u, v > 0$  then it follows that*

$$\begin{aligned} \mathbb{P} \left( \max_{1 \leq j \leq K} \left| \sum_{k=1}^j \xi_k \right| \geq \sigma \right) &\leq \sum_{k=1}^K \mathbb{P}(|\xi_k| > u) + 2\mathbb{P} \left( \sum_{k=1}^K \mathbb{E}[\xi_k^2 | \mathcal{F}_{k-1}] > v \right) \\ &\quad + 2 \exp\{\sigma u^{-1}(1 - \log(\sigma u v^{-1}))\}. \end{aligned}$$

*Proof of Theorem (2.1).* Depending on the model being considered, it may happen that  $p_0 = \varphi^{-1}(i)$  is “swallowed” before time  $\bar{t}$ . Assume that  $\bar{t}$  is small enough so that

$$\bar{t} \leq \frac{1}{100} \text{ and } \mathbb{P} \left[ B[0, \bar{t}] \subset \left[ -\frac{1}{10}, \frac{1}{10} \right] \right] > 1 - R^{-s} \quad (2.6)$$

where  $B$  is standard Brownian motion.

Let  $R_0$  be as in Proposition (2.2). Let  $k \in \mathbb{N}$  be the first integer where  $\text{rad}_{p_0}(D_k) \leq R_0$  and define  $\bar{t}_0 := \min\{\bar{t}, t_k\}$  where  $t_j$  is as in the proposition. Then following the proof of Theorem 1.1 in [5] (see below), Proposition (2.2) implies we may couple  $W$  with a Brownian motion  $B$  in such a way that

$$\mathbb{P} \left( \sup_{t \in [0, \bar{t}_0]} |W(t) - B(\kappa t)| > c_1 R^{-s/6} \bar{t}_0 \right) < c_2 R^{-s/6}$$

if  $\text{rad}_{p_0}(D) \geq R_1$  and  $R_1$  large enough. By the assumptions regarding  $\bar{t}$ , with high probability for all  $t \in [0, \bar{t}_0]$ ,  $W(t) \in [-\frac{1}{5}, \frac{1}{5}]$ . If  $R_1$  is chosen large enough, then  $\mathbb{P}(\bar{t}_0 \neq \bar{t}) < R^{-s}$  and we have the theorem when (2.6) is satisfied.

Now, consider a more general case. Let  $\epsilon \in (0, 1)$  and  $\bar{t}_0 := \sup\{t \in [0, T] : |W(t)| \leq \epsilon^{-1}\}$  and  $I := \{k \in \mathbb{N} : t_k \leq \bar{t}_0\}$ . In order to apply Proposition (2.2) at every  $k \in I$ , we need to

verify that  $\text{rad}_{p_k}(D) \geq R_0$  for such  $k$ . Since  $\varphi_k(p_k) = i + W(t_k)$  and  $g_{t_k} = \varphi_k \circ \varphi^{-1}$ , we have  $g_{t_k} \circ \varphi(p_k) = i + W(t_k)$ . As  $g_t \circ \varphi(p_k)$  flows according to Loewner evolution ((1.2)) starting from  $\varphi(p_k)$  at  $t = 0$  to  $i + W(t_k)$  at  $t = t_k$ , for every  $t \in [0, t_k]$ ,  $\text{Im} g_t \circ \varphi(p_k) \geq 1$  which shows that  $|\partial_t g_t \circ \varphi(p_k)| = O(1)$ . Thus,  $|\varphi(p_k)| \leq 1 + |W(t_k)| + O(T) \leq 1 + \epsilon^{-1} + O(T)$ . Take  $K = \{z \in \mathbb{C} : \text{Im}(z) \geq 1, |z| \leq O(T + \epsilon^{-1})\}$  compact and  $\varphi(p_k) \in K$  for each  $k \in I$ . Thus, the Koebe distortion theorem implies  $\text{rad}_{p_0}(D) \leq O(1)\text{rad}_{p_k}$ . So, we can assume that  $\text{rad}_{p_k}(D) \geq R_0$  for all  $k \in I$  provided we take  $\text{rad}_{p_0} \geq R'$  for some constant  $R' = R'(\epsilon, T)$ . Consequently, we can apply the previous argument with base point moved from  $p_0$  to a vertex near  $p_k$ . So, we have

$$\mathbb{P} \left( \sup_{t \in [0, \bar{t}_0]} |W(t) - B(\kappa t)| > c_1 R^{-s/6} \bar{t}_0 \right) < c_2 R^{-s/6}$$

if  $\text{rad}_{p_0}(D) \geq R'$ . Finally, since standard Brownian motion is unlikely to hit  $\{-\epsilon^{-1}, \epsilon^{-1}\}$  before time  $T$  if  $\epsilon$  is small, we can take a limit as  $\epsilon \rightarrow 0$  to get

$$\mathbb{P} \left( \sup_{t \in [0, T]} |W(t) - B(\kappa t)| > c_1 R^{-s/6} T \right) < c_2 R^{-s/6}$$

if  $\text{rad}_{p_0}(D) \geq R'$ .

For completeness of exposition, we include the following proof.

*Proof of Theorem 1.1 in [5].* Choose without loss of generality  $T \geq 1$  and assume  $R > R_1 := 100TR_0$  where  $R_0$  is the constant from Proposition (2.2). Hence if  $\text{rad}_{p_0}(D) \geq R_1$ , Proposition (2.2) is not only valid for the initial domain  $D$ , but also for domain  $D$  slit by subarcs of  $\gamma$  up to capacity  $50T$ . From here on, we will not distinguish between most constants instead denoting them by  $c$ , which may depend on  $T$ . Define  $m_0 = 0$  and  $m_1 = m$  where  $m$  is defined as above. Inductively for  $k = 1, 2, \dots$ , define

$$m_{k+1} = \{j > m_k : |t_j - t_{m_k}| \geq R^{-\frac{2s}{3}} \text{ or } |W_j - W_{m_k}| \geq R^{-\frac{s}{3}}\}.$$

Define  $K = \lceil 25TR^{\frac{2s}{3}} \rceil$  and note that  $t_{m_K} \leq 50T$ . Set  $\eta = R^{-\frac{s}{3}}$ . Then by the assumption and the domain Markov property of  $\gamma$ , we can find a universal  $c$  such that

$$|\mathbb{E}[W_{m_{k+1}} - W_{m_k} | \mathcal{F}_k]| \leq c\eta^3 \quad (2.7)$$

$$|\mathbb{E}[(W_{m_{k+1}} - W_{m_k})^2 - \kappa(t_{m_{k+1}} - t_{m_k}) | \mathcal{F}_k]| \leq c\eta^3 \quad (2.8)$$

for  $k = 0, \dots, K-1$  where  $\mathcal{F}_k$  is the filtration generated by  $\gamma_n[0, m_k]$ . For  $j = 1, \dots, K$  define the martingale difference sequence

$$\xi_j = W_{m_j} - W_{m_{j-1}} - \mathbb{E}[W_{m_j} - W_{m_{j-1}} | \mathcal{F}_{j-1}]$$

and define the martingale  $M$  with respect to  $\mathcal{F}_k$  by  $M_0 = 0$  and

$$M_k = \sum_{j=1}^k \xi_j \text{ for } k = 1, \dots, K.$$



Notice that by Lemma (1.4) we get  $t_m \leq R^{-2s/3} + O(R^{-1})$  and  $|W_m| \leq R^{-s/3} + O(R^{-1/2})$  and so  $\|M_k - M_{k-1}\|_\infty \leq 4\eta$  for  $R$  sufficiently large. Now that we have a martingale, we can use Skorokhod embedding to find stopping times  $\{\tau_k\}$  for standard Brownian motion  $B$  and a coupling of  $B$  with the martingale  $M$  such that  $M_k = B(\tau_k)$ ,  $k = 0, \dots, K$ . Now, we need to show that these times  $\{\tau_k\}$  are close to the time we run  $\gamma$  at  $\kappa t_{m_k}$  for all  $k \leq K$ . To do this, we show separately that each of these times are close to the natural time of the martingale  $Y_k$ . Consider the quadratic variation of  $M$

$$Y_k = \sum_{j=1}^k \xi_j^2 \quad k = 1, \dots, K.$$

First, we will show that  $Y_k$  is close to  $\kappa t_{m_k}$  for every  $k \leq K$ . *Claim.*

$$\mathbb{P} \left( \max_{1 \leq k \leq K} |Y_k - \kappa t_{m_k}| \geq 3\eta |\log \eta| \right) = O(\eta) \quad (2.9)$$

for all  $R$  large.

The claim follows almost directly from [5] and is only included for completeness of the exposition. Indeed, set  $\sigma_k = \kappa t_{m_k} - \kappa t_{m_{k-1}}$ . For  $\phi = 3\eta |\log \eta|$ , we have

$$\begin{aligned} \mathbb{P} \left( \max_{1 \leq k \leq K} \left| \sum_{j=1}^k (\xi_j^2 - \sigma_j) \right| \geq \phi \right) &\leq \mathbb{P} \left( \max_{1 \leq k \leq K} \left| \sum_{j=1}^k (\xi_j^2 - \mathbb{E}[\xi_j^2 \mid \mathcal{F}_{j-1}]) \right| \geq \phi/3 \right) \\ &\quad + \mathbb{P} \left( \max_{1 \leq k \leq K} \left| \sum_{j=1}^k (\xi_j^2 - \mathbb{E}[\sigma_j \mid \mathcal{F}_{j-1}]) \right| \geq \phi/3 \right) \\ &\quad + \mathbb{P} \left( \max_{1 \leq k \leq K} \left| \sum_{j=1}^k (\sigma_j - \mathbb{E}[\sigma_j \mid \mathcal{F}_{j-1}]) \right| \geq \phi/3 \right) \\ &=: p_1 + p_2 + p_3. \end{aligned}$$

Applying Lemma (2.5) with  $\sigma = \eta |\log \eta|$ ,  $u = \eta$  and  $v = e^{-2}\sigma u$ ,

$$\begin{aligned} p_1 &\leq \sum_{j=1}^k \mathbb{P} \left( (\xi_j^2 - \mathbb{E}[\xi_j^2 \mid \mathcal{F}_{j-1}]) \geq \eta \right) \\ &\quad + 2\mathbb{P} \left( \sum_{j=1}^k \mathbb{E}[(\xi_j^2 - \mathbb{E}[\xi_j^2 \mid \mathcal{F}_{j-1}])^2 \mid \mathcal{F}_{j-1}] \geq e^{-2}\eta |\log \eta| \right) + 2\eta. \end{aligned}$$

Since  $\max_j |\xi_j| \leq 4\eta$ , we get that the first sum is zero for  $R$  sufficiently large. Combining this and the definition of  $K$  we obtain:

$$\sum_{j=1}^K \mathbb{E}[(\xi_j^2 - \mathbb{E}[\xi_j^2 \mid \mathcal{F}_{j-1}])^2 \mid \mathcal{F}_{j-1}] \leq 16[50T]\eta^2$$

and so the second sum is also zero for  $R$  sufficiently large. In order to bound  $p_2$ , we notice that by

(2.7) and (2.8)

$$\begin{aligned} |\mathbb{E}[\xi_j^2 \mid \mathcal{F}_{j-1}] - \mathbb{E}[\sigma_j \mid \mathcal{F}_{j-1}]| = \\ |\mathbb{E}[(W_{m_j} - W_{m_{j-1}})^2 \mid \mathcal{F}_{j-1}] - \kappa \mathbb{E}[t_{m_j} - t_{m_{j-1}} \mid \mathcal{F}_{j-1}] + O(\eta^4)| \leq c\eta^3. \end{aligned}$$

Apply the triangle inequality and then sum over  $j$  to see that  $p_2 = 0$  if  $R$  is large enough. Lastly,  $p_3$  can be estimated similarly to  $p_1$  and using the inequality  $\max_k \sigma_k \leq 7\eta^2$ . This shows the claim.

Now, we need that  $Y_k$  is close to  $\tau_k$  for every  $k \leq K$ .

*Claim.*

$$\mathbb{P} \left( \max_{1 \leq k \leq K} |Y_k - \tau_k| \geq 3\eta |\log \eta| \right) = O(\eta) \quad (2.10)$$

for large enough  $R$ .

Again, the claim follows directly from [5] and is only included for completeness of the exposition. Set  $\zeta_k = \tau_k - \tau_{k-1}$  and let  $\mathcal{G}_k$  denote the sigma algebra generated by  $B[0, \tau_k]$ . Again, let  $\phi = 3\eta |\log \eta|$ . Then

$$\begin{aligned} \mathbb{P} \left( \max_{1 \leq k \leq K} \left| \sum_{j=1}^k (\xi_j^2 - \zeta_j) \right| \geq \phi \right) &\leq \mathbb{P} \left( \max_{1 \leq k \leq K} \left| \sum_{j=1}^k (\xi_j^2 - \mathbb{E}[\xi_j^2 \mid \mathcal{G}_{j-1}]) \right| \geq \phi/3 \right) \\ &\quad + \mathbb{P} \left( \max_{1 \leq k \leq K} \left| \sum_{j=1}^k (\xi_j^2 - \mathbb{E}[\zeta_j \mid \mathcal{G}_{j-1}]) \right| \geq \phi/3 \right) \\ &\quad + \mathbb{P} \left( \max_{1 \leq k \leq K} \left| \sum_{j=1}^k (\zeta_j - \mathbb{E}[\zeta_j \mid \mathcal{G}_{j-1}]) \right| \geq \phi/3 \right) \\ &=: p_4 + p_5 + p_6. \end{aligned}$$

The estimate of  $p_4$  is identical to the estimate done for  $p_1$  above. By the first estimate in Skorokhod embedding theorem and noting that  $\xi_j^2 = (B(\tau_j) - B(\tau_{j-1}))^2$ , one gets that  $p_5 = 0$  for  $n$  sufficiently large. So, we just need to estimate  $p_6$ . Applying Lemma 4.3, we obtain

$$\begin{aligned} p_6 &\leq \sum_{j=1}^k \mathbb{P}(|(\zeta_j - \mathbb{E}[\zeta_j \mid \mathcal{G}_{j-1}])| > \eta) \\ &\quad + 2\mathbb{P} \left( \sum_{j=1}^k \mathbb{E}[|\zeta_j - \mathbb{E}[\zeta_j \mid \mathcal{G}_{j-1}]|^2 \mid \mathcal{G}_{j-1}] > e^{-2}\eta |\log \eta| \right) + 2\eta. \end{aligned}$$

By Chebyshev's inequality, estimates (2.4) and (2.5), and the definition of  $K$ , we obtain

$$\sum_{j=1}^K \mathbb{P}(|(\zeta_j - \mathbb{E}[\zeta_j \mid \mathcal{G}_{j-1}])| > \eta) \leq \sum_{j=1}^K \eta^{-3} \mathbb{E}[|\zeta_j - \mathbb{E}[\zeta_j \mid \mathcal{G}_{j-1}]|^3] \leq C\eta.$$

Since  $\mathbb{E}[(\zeta_j - \mathbb{E}[\zeta_j \mid \mathcal{G}_{j-1}])^2 \mid \mathcal{G}_{j-1}] = O(\eta^4)$ , the second probability equals 0 for large enough  $n$ .

Hence,  $p_6 = O(\eta)$  and we have our claim. Combining equations (2.9) and (2.10) we get

$$\mathbb{P} \left( \max_{1 \leq k \leq K} |\kappa t_{m_k} - \tau_k| > 6\eta |\log \eta| \right) = O(\eta). \quad (2.11)$$

Now that we have them running on similar clocks, we just need to show that they are close at all times with high probability. Observe that the last estimate in Skorokhod embedding implies that for  $k \leq K$

$$\sup\{|B(t) - B(\tau_{k-1})| : t \in [\tau_{k-1}, \tau_k]\} \leq 4\eta. \quad (2.12)$$

Similarly, by the definition of  $m_k$  and (3.2), we get for large enough  $n$

$$\sup\{|W_{m_k} - t| : t \in [t_{k-1}, t_k]\} \leq 2\eta.$$

By summing over  $k$  and using the definitions of  $\xi_j$  and  $K$ , we get from (2.7)

$$\sup\{|W_{m_k} - M_k| : k \leq K\} \leq cT\eta.$$

By the definition of  $t_{m_k}$  we have  $Y_{k+1} - Y_k + t_{m_{k+1}} - t_{m_k} \geq \eta^2$ . Summing over  $k$  gives  $Y_K + t_{m_K} \geq K\eta^2 \geq 50T$ . Hence, the event that  $t_{m_K} < \kappa T$  is contained in the event that  $|Y_K - \kappa t_{m_K}| \geq 2\kappa T$ . Hence, (2.9) implies that

$$\mathbb{P}[t_{m_K} < \kappa T] = O(\eta). \quad (2.13)$$

Set  $h = \eta |\log \eta|$  and consider the event

$$\mathcal{E} = \{t_{m_K} \geq \kappa T\} \cap \left\{ \sup_{t \in [0, \kappa T - h]} \sup_{s \in (0, h)} |B(t+s) - B(t)| \leq \sqrt{6h |\log h|} \right\} \cap \left\{ \max_{k \leq K} |\tau_k - \kappa t_{m_k}| \leq 6h \right\}.$$

Then applying Lemma (2.5) with  $\epsilon = 1$  and  $v = \sqrt{6 |\log h|}$  along with (2.13) and (2.11), we get  $\mathbb{P}(\mathcal{E}^c) = O(\eta |\log \eta|)$ . Observe that on  $\mathcal{E}$

$$\begin{aligned} \sup\{|W(t) - B(\kappa t)| : t \in [0, T]\} &\leq \max_{1 \leq k \leq K} (\sup\{|W(t) - W_{m_k}| : t \in [t_{m_{k-1}}, t_{m_k}]\} \\ &\quad + |W_{m_k} - B(\tau_k)| + \sup\{|B(\tau_k) - B(\kappa t)| : t \in [t_{m_{k-1}}, t_{m_k}]\}) \end{aligned}$$

and the first two terms are  $O(T\eta)$  uniformly in  $k$ . It remains to show that the last term is  $O(\eta)$ . On  $\mathcal{E}$ , by (2.12) we have

$$\begin{aligned} &\sup\{|B(\tau_k) - B(\kappa t)| : t \in [t_{m_{k-1}}, t_{m_k}]\} \\ &= \sup\{|B(\tau_k) - B(s)| : s \in [\kappa t_{m_{k-1}}, \kappa t_{m_k}]\} \\ &\leq \sup\{|B(\tau_k) - B(s)| : s \in [\tau_{k-1} - 6h, \tau_k + 6h]\} \\ &\leq 4\eta + \sup\{|B(\tau_{k-1}) - B(s)| : s \in [\tau_{k-1} - 6h, \tau_{k-1}]\} + \sup\{|B(\tau_k) - B(s)| : s \in [\tau_k, \tau_k + 6h]\} \\ &\leq 4\eta + c(\eta\varphi(1/\eta))^{1/2} \end{aligned}$$

where  $\varphi(x) = o(x^\epsilon)$  for any  $\epsilon > 0$ . Thus, we can couple  $W(t)$  and  $B$  so that

$$\mathbb{P} \left( \sup_{t \in [0, T]} \{|Wt - B(\kappa t)|\} > c_1 T \eta^{1/2} \varphi_1(1/\eta) \right) < c_2 \eta |\log \eta|$$

where we recall that  $\eta = R^{-\alpha/3}$  and  $\varphi_1$  is also a subpower function. Hence, there are constants  $c_1, c_2$  such that for all  $n$  sufficiently large,

$$\mathbb{P} \left( \sup_{t \in [0, T]} \{|Wt - B(\kappa t)|\} > c_1 R^{-\alpha/6} T \right) < c_2 R^{-\alpha/6}.$$

□

□

### 3. FROM CONVERGENCE OF DRIVING TERMS TO CONVERGENCE OF PATHS

This section proves a convergence rate result for the interfaces given a convergence rate for the driving processes. In [16], Viklund develops a framework for obtaining a powerlaw convergence rate to an SLE curve from a powerlaw convergence rate for the driving function provided some additional estimates hold. For this, Viklund introduces a geometric gauge of the regularity of a Loewner curve in the capacity parameterization called the *tip structure modulus*.

**Definition 3.1.** For  $s, t \in [0, T]$  with  $s \leq t$ , we let  $\gamma_{s,t}$  denote the curve determined by  $\gamma(r)$ ,  $r \in [s, t]$ . Let  $S_{t,\delta}$  to be the collection of crosscuts  $\mathcal{C}$  of  $H_t$  of diameter at most  $\delta$  that separate  $\gamma(t)$  from  $\infty$  in  $H_t$ . For a crosscut  $\mathcal{C} \in S_{t,\delta}$ ,

$$s_{\mathcal{C}} := \inf\{s > 0 : \gamma[t-s, t] \cap \bar{\mathcal{C}} \neq \emptyset\}, \quad \gamma_{\mathcal{C}} := (\gamma(r), r \in [t-s_{\mathcal{C}}, t]).$$

Define  $s_{\mathcal{C}}$  to be  $t$  if  $\gamma$  never intersects  $\bar{\mathcal{C}}$ . For  $\delta > 0$ , the *tip structure modulus* of  $(\gamma(t), t \in [0, T])$  in  $H$ , denoted by  $\eta_{\text{tip}}(\delta)$ , is the maximum of  $\delta$  and

$$\sup_{t \in [0, T]} \sup_{\mathcal{C} \in S_{t,\delta}} \text{diam} \gamma_{\mathcal{C}}.$$

In the radial setting, it is defined similarly.

#### 3.1. MAIN ESTIMATE FOR THE TIP STRUCTURE MODULUS

In order to apply the framework outlined in the previous section, we need to establish the estimate for the tip structure modulus. We will show that this follows provided  $\gamma_n$  satisfies the KS condition.

**Proposition 3.2.** *Suppose the random family of curves  $\{\gamma_n\}$  satisfies the KS condition. Let  $D_n$  be a  $1/n$ -lattice approximation and assume that  $1 \leq \text{inrad}(D_n) \leq 2$  and that  $\text{diam}(D_n) \leq R < \infty$  where  $R$  is given. Let  $\gamma_{\mathbb{D}}^n$  be the curve transformed to  $(\mathbb{D}; -1, 1)$ . Let  $\eta_{\text{tip}}^{(n)}(\delta)$  be the tip structure modulus for  $\gamma_n$  stopped when first reaching distance  $\rho > 0$  from 1. There exists a universal constant  $c_0 > 0$  such that for some  $\epsilon > 0$  and  $\alpha > 0$ . If  $\delta = O(\eta^{1+\tilde{\epsilon}})$  where  $\tilde{\epsilon} \in (0, \frac{4(1+\epsilon)}{\Delta})$ . If  $n$  is sufficiently*

large and  $\delta > c_0/n$  then

$$\mathbb{P}_n(\eta_{\text{tip}}^{(n)}(\delta) > \eta) \leq 2\eta^\alpha.$$

**Corollary 3.3.** *Suppose the random family of curves  $\{\gamma_n\}$  satisfies the KS condition. Let  $\eta_{\text{tip}}^{(n)}(\delta)$  be the tip structure modulus for  $\gamma_{\mathbb{D}}^n$  stopped when first reaching distance  $\rho > 0$  from 1. Then for some  $p > 0$ ,  $r \in (0, 1)$ , and  $\alpha = \alpha(r) > 0$ . There exists  $C, c < \infty$  independent of  $n$  and  $n_2 < \infty$  such that if  $n \geq n_2$  then*

$$\mathbb{P}_n(\eta_{\text{tip}}^{(n)}(n^{-p}) > cn^{-pr}) \leq Cn^{-\alpha(r)}.$$

For a simple curve  $\gamma$  in  $\mathbb{H}$ , let  $(g_t)_{t \in \mathbb{R}_+}$  and  $(W(t))_{t \in \mathbb{R}_+}$  be its Loewner chain and driving function. Then define the *hyperbolic geodesic from  $\infty$  to the tip  $\gamma(t)$*  as  $F : \mathbb{R}_+ \times \mathbb{R}_+ \rightarrow \mathbb{H}$  by

$$F(t, y) = g_t^{-1}(W(t) + iy)$$

and the corresponding geodesic in  $\mathbb{D}$  for the curve  $\Phi^{-1}\gamma$  by

$$F_{\mathbb{D}}(t, y) = \Phi^{-1} \circ F(t, y).$$

Fix a small constant  $\rho > 0$  and let  $\tau$  be the hitting time of  $\mathcal{B}(1, \rho)$ , i.e.  $\tau$  is the smallest  $t$  such that  $|\gamma_{\mathbb{D}}(t) - 1| \leq \rho$ . Define  $E(\delta, \eta)$  subset of  $\mathcal{S}_{\text{simple}}(\mathbb{D})$  as the event that there exists  $(s, t) \in [0, \tau]^2$  with  $s < t$  such that

- $\text{diam}(\gamma[s, t]) \geq \eta$  and
- there exists a crosscut  $\mathcal{C}$ ,  $\text{diam}(\mathcal{C}) \leq \delta$ , that separates  $\gamma(s, t]$  from  $\mathcal{B}(1, \rho)$  in  $\mathbb{D} \setminus \gamma(0, s]$ .

Denote the set of such pairs  $(s, t)$  by  $\mathcal{T}(\delta, \eta)$ .

Recall that for  $0 < \delta \leq \eta$ , we say  $\gamma$  has a *nested  $(\delta, \eta)$  bottleneck in  $D$*  if there exists  $t \in [0, T]$  and  $\mathcal{C} \in S_{t, \delta}$  with  $\text{diam} \gamma_{\mathcal{C}} \geq \eta$ . Observe that  $\eta$  is a bound for the tip structure modulus for  $\gamma$  in  $D$  if and only if  $\gamma$  has no nested  $(\delta, \eta)$  bottleneck in  $D$ . So, in other words,  $E(\delta, \eta)$  is the event that there exists a nested  $(\delta, \eta)$ -bottleneck somewhere in  $\mathbb{D}$ .

The following proposition relates an annulus-crossing type event  $E(\delta, \eta) \subset \mathcal{S}_{\text{simple}}(\mathbb{D})$  to the speed of convergence of radial limit of a conformal map towards the tip of  $\tilde{\gamma}$  in  $\mathbb{H}$ .

**Proposition 3.4.** *There exists a constant  $C > 0$  and increasing function  $\mu : [0, 1] \rightarrow \mathbb{R}_{\geq 0}$  such that  $\lim_{\delta \rightarrow 0} \mu(\delta) = 0$  and the following holds. Let  $\delta < \min(2, \rho)$ ,  $\eta \geq 2\delta$ . Assume  $\gamma_{\mathbb{D}}(0, t) \subset \mathbb{D} \setminus \mathcal{B}(1, 2\rho)$ . Let  $\eta_{\text{tip}}(\delta)$  be the tip structure modulus for  $\gamma_{\mathbb{D}}$ . If  $\gamma_{\mathbb{D}}$  is not in  $E(\delta, \eta)$  then*

$$\sup_{y \in (0, \mu(\delta)]} |\tilde{\gamma}(t) - F(t, y)| \leq C\rho^{-2}\eta_{\text{tip}}(\delta). \quad (3.1)$$

For the proof, we will use Wolff Lemma (see [22]):

**Lemma 3.5.** *Let  $\phi$  be conformal map from open set  $U \subset \mathbb{C}$  into  $\mathcal{B}(0, R)$ . Let  $z_0 \in \mathbb{C}$  and let  $C(r) = U \cap \{z : |z - z_0| = r\}$  for any  $r > 0$ . Then*

$$\inf_{\rho < r < \sqrt{\rho}} \{\text{diam}(\phi(C(r)))\} \leq \frac{2\pi R}{\sqrt{\log 1/\rho}}.$$

*Proof of Proposition (3.4).* Let  $\mu(\delta) = \exp\left(-\frac{2\pi^2}{\delta^2}\right)$ . Fix  $t \in \mathbb{R}_{\geq 0}$  and let  $C_y = \{\Phi^{-1} \circ g_t^{-1}(W_t + ye^{i\theta}) : \theta \in (0, \pi)\}$  and  $z_y = \Phi^{-1} \circ g_t^{-1}(W_t + iy)$ . By Lemma (3.5), for each  $\delta > 0$ , there exists  $y_\delta \in [\mu(\delta), \sqrt{\mu(\delta)}]$  such that  $C_{y_\delta}$  has diameter less than  $\delta$ . Thus by the definition of tip structure, we have  $\text{dist}(\gamma_{\mathbb{D}}(t), C_{y_\delta}) \leq \eta_{\text{tip}}(\delta)$ . Then by the assumption that  $\gamma_{\mathbb{D}}$  is not in  $E(\delta, \eta)$ , the path with least diameter from  $z_{y_\delta}$  to  $\gamma(t)$  has diameter at most  $\delta + \eta_{\text{tip}}(\delta) < 2\eta_{\text{tip}}(\delta)$ .

By the Gehring-Hayman theorem (see [22, Theorem 4.20]), the diameter of  $J := \Phi^{-1} \circ g_t^{-1}(\{W_t + iy : y \in (0, \mu(\delta)]\}) < C\eta_{\text{tip}}(\delta)$  where  $C$  is an absolute constant. Observe that

$$\text{dist}(\mathbb{D} \setminus \mathcal{B}(1, 2\rho), \mathcal{B}(1, \rho)) > \rho$$

and so  $J \subset \mathbb{D} \setminus \mathcal{B}(1, \rho)$ . Also, by definition of the map  $\Phi$ ,  $|\Phi'(z)| = \frac{2}{|1-z|^2}$  and so  $\frac{1}{2} < |\Phi'(z)| < \frac{1}{\rho^2}$ . Hence,  $\text{diam}\Phi(J)$  is at most  $C\rho^{-2}\eta_{\text{tip}}(\delta)$ . Hence, we get the result ((3.1)).  $\square$

### 3.2. RESULTS FROM AIZENMAN AND BURCHARD

In order to prove Proposition (3.2) we need some results from Aizenman and Burchard found in their paper [1]. Aizenman and Burchard [1] were studying the regularity of a curve which depends on how much the curve “wiggles back and forth.” They concluded that the following assumption on a collection of probability measures on the space of curves is able to guarantee a certain degree of regularity of a random curve while remaining intrinsically rough. **Hypothesis H1.** The family of probability measures  $(\mathbb{P}_h)_{h>0}$  satisfies a *power-law bound on multiple crossings* if there exists  $C > 0$ ,  $K_n > 0$  and sequence  $\Delta_n > 0$  with  $\Delta_n \rightarrow \infty$  as  $n \rightarrow \infty$  such that for any  $0 < h < r \leq C^{-1}R$  and for any annulus  $A = A(z_0, r, R)$

$$\mathbb{P}(\gamma \text{ makes } n \text{ crossings of } A) \leq K_n \left(\frac{r}{R}\right)^{\Delta_n}.$$

Recall the following definition which will be needed in the proceeding result.

**Definition 3.6.** A random variable  $U$  is said to be *stochastically bounded* if for each  $\epsilon > 0$  there is  $N > 0$  such that

$$\mathbb{P}_h(|U| > N) \leq \epsilon \text{ for all } h > 0$$

The following is a reformulation of the result of [1]. In particular, Lemma 3.1 and Theorem 2.5 with the equation (2.22) within the proof.

Denote

$$M(\gamma, l) = \min \left\{ n \in \mathbb{N} \mid \begin{array}{l} \exists \text{ partition } 0 = t_0 < t_1 < \dots < t_n = 1 \\ \text{s.t. } \text{diam}(\gamma[t_{k-1}, t_k]) \leq l \text{ for } 1 \leq k \leq n \end{array} \right\}.$$

**Theorem 3.7.** (Aizenman-Burchard). Suppose that for a collection of probability measures  $(\mathbb{P}_h)_{h>0}$  there exists  $\beta > 1$ ,  $n \in \mathbb{N}$ ,  $\tilde{\Delta} > 0$  and  $D > 0$  such that  $\frac{\beta-1}{\beta}\tilde{\Delta} > 2$  and

$$\mathbb{P}_h(\gamma \text{ crosses } A(z_0, \rho^\beta, \rho) \text{ at least } n \text{ times}) \leq D\rho^{\tilde{\Delta}}$$

for any  $z_0$  and any  $\rho > 0$ . Then there exists a random variable  $r_0 > 0$  which remains stochastically bounded as  $h \rightarrow 0$  with

$$\mathbb{P}_h(r_0 < u) \leq Cu^{(\beta-1)\tilde{\Delta}-2\beta}$$

and

$$M(\gamma, l) \leq \tilde{C}(\gamma) l^{-2\beta}$$

where the random variable  $\tilde{C}(\gamma) = c \left( \frac{l}{r_0} \right)^{2\beta}$  stays stochastically bounded as  $h \rightarrow 0$ . Furthermore,  $(\mathbb{P}_h)_{h>0}$  is tight and  $\gamma$  can be reparameterized such that  $\gamma$  is Hölder continuous with any exponent less than  $\frac{1}{2}$  with stochastically bounded Hölder norm.

**Remark 3.8.** If Hypothesis H1 holds then for any  $\beta > 1$ , one has

$$\mathbb{P}_h (\gamma \text{ crosses } A(z_0, \rho^\beta, \rho) \text{ at least } n \text{ times}) \leq D \rho^{(\beta-1)\Delta_n}$$

and as  $(\beta - 1)\Delta_n > 2\beta$  for large enough  $n$ , the previous theorem applies. In this case, Hypothesis H1 can only be applied for  $0 < h < \rho^\beta$ . Hence,  $M(\gamma, l) \leq \tilde{C}(\gamma) l^{-2\beta}$  for  $l \geq h^{1/\beta}$ . In the other cases we use that:

$$M(\gamma, l) \leq c \left( \frac{h^{1/\beta}}{l} \right)^2 M(\gamma, h^{1/\beta}) \text{ for } 0 < l \leq h$$

$$\text{and } M(\gamma, l) \leq M(\gamma, h) \leq C' l^{-(4\beta-2)} \text{ for } h < l < h^{1/\beta}.$$

In all cases, we still obtain a power bound.

Kempnien and Smirnov show in [17, Proposition 3.6] that the assumption hypothesis H1 can be verified given the KS condition holds.

**Proposition 3.9** ([17]). *If the random family of curves  $\{\gamma_n\}$  satisfies the KS condition, then it (transformed to  $\mathbb{D}$ ) satisfies Hypothesis H1.*

### 3.3. PROOF OF MAIN ESTIMATE FOR TIP STRUCTURE MODULUS

*Proof of Proposition (3.2).* Suppose for now that  $0 < \delta < \eta/20$ . Observe that  $\eta$  is a bound for the tip structure modulus for  $\gamma$  in  $D$  if and only if  $\gamma$  has no nested  $(\delta, \eta)$  bottleneck in  $D$ . Thus, it is enough to look at the probability that there exists a nested  $(\delta, \eta)$  bottleneck somewhere in  $D$ .

Define  $E(\delta, \eta)$  as the event that there exists  $(s, t) \in [0, \tau]^2$  with  $s < t$  such that

- $\text{diam}(\gamma[s, t]) \geq \eta$  and
- there exists a crosscut  $\mathcal{C}$ ,  $\text{diam}(\mathcal{C}) \leq \delta$ , that separates  $\gamma(s, t]$  from  $\mathcal{B}(1, \rho)$  in  $\mathbb{D} \setminus \gamma(0, s]$ .

Denote the set of such pairs  $(s, t)$  by  $\mathcal{T}(\delta, \eta)$ . In other words,  $E(\delta, \eta)$  is the event that there exists a nested  $(\delta, \eta)$ -bottleneck somewhere in  $\mathbb{D}$ .

STEP 1. Divide the curve  $\gamma$  into  $N$  arcs of diameter less than or equal to  $\eta/4$ .

Let  $\sigma_k$  be defined by  $\sigma_k = 0$  for  $k \leq 0$  and then recursively

$$\sigma_k = \sup\{t \in [\sigma_{k-1}, 1] : \text{diam}(\gamma[\sigma_{k-1}, t]) < \eta/4\}.$$

Let  $J_k = \gamma[\sigma_{k-1}, \sigma_k]$  and  $J_0 = \partial\mathbb{D}$ . Let  $M(\gamma, l)$  be the minimum number of segments of  $\gamma$  with diameters less than or equal to  $l$  that are needed to cover  $\gamma$ . There is the following observation: If the curve is divided into pieces that have diameter at most  $\eta/4 - \epsilon$  for  $\epsilon > 0$ , then none of these pieces can contain more than one of the  $\gamma(\sigma_k)$  by how the curve was divided. Thus,  $N \leq \inf_{\epsilon>0} M(\gamma, \eta/4 - \epsilon) \leq M(\gamma, \eta/8)$ .

STEP 2. For  $E(\delta, \eta)$  to occur there has to be a fjord of depth  $\eta$  with mouth formed by some pair  $(J_j, J_k)$   $j < k$  and a piece of the curve enters the fjord resulting in an unforced crossing.

Define stopping times

$$\tau_{j,k} = \inf\{t \in [\sigma_{k-1}, \sigma_k] : \text{dist}(\gamma(t), J_j) \leq 2r\} \text{ for } 0 \leq j < k.$$

where the distance is the infimum of numbers  $l$  such that  $\gamma(t)$  can be connected to  $J_j$  by a path of  $\text{diam} < l$  in  $D_t = \mathbb{D} \setminus \gamma[0, t]$ . If empty, define  $\inf = 1$ .

Suppose  $E(\delta, \eta)$  occurs. Take a crosscut  $C$  and pair of times  $0 \leq s \leq t$  as in the definition.

Let  $j < k$  be such that the end points of  $C$  are on  $J_j$  and  $J_k$ . Notice that  $\text{dist}(J_j, J_k) \leq \delta$  and so the stopping time  $\tau_{j,k}$  is finite.

Set  $z_1 = \gamma(\tau_{j,k})$  and let  $z_2$  be any point on  $J_j$  such that  $|z_1 - z_2| = 2\delta$  and

$$C' = [z_1, z_2] := \{\lambda z_1 + (1 - \lambda)z_2 : \lambda \in [0, 1]\}.$$

Let  $V \subset D_s$  be connected component of  $D_s \setminus C$  which is disconnected from  $+1$  by  $C$  in  $D_s$  and let

$$\begin{aligned} V' &= \{z \in V : z \text{ disconnected from } 1 \text{ by } C' \text{ in } D_{\tau_{j,k}}\} \\ D' &= D_s \setminus V'. \end{aligned}$$

CLAIM There is an unforced crossing of  $A_{j,k} := A(z_1, 2\delta, \eta/2)$  as observed at time  $\tau_{j,k}$ .

Indeed, consider the subpath of  $J_j \cup J_k$  which connects end point of  $C$  to endpoint of  $C'$ . That is,  $\gamma[0, t_C]$  where  $t_C \in [0, 1]$  is the unique time such that  $\{\gamma(t_C)\} = \overline{C} \cap J_k$ . So,

$$\partial D' = \partial \mathbb{D} \cup \gamma[0, t_C] \cup C \subset (\partial \mathbb{D} \cup \gamma[0, \tau_{j,k}]) \cup (J_k \cup C).$$

Hence,  $J_k \cup C$  separates  $V$  from  $+1$  in  $D_{\tau_{j,k}}$ . Since  $V \setminus V'$  is the set of points disconnected by  $C$  from  $+1$  in  $D_s$  but not by  $C'$  in  $D_{\tau_{j,k}}$ , we see that

$$V \setminus V' \subset \text{union of bounded components of } \mathbb{C} \setminus (J_j \cup J_k \cup C \cup C').$$

Thus,  $V \setminus V' \subset \mathcal{B}(z_1, \eta/4 + 3\delta)$ . Since  $\gamma[s, t]$  is a connected subset of  $V$ , there are  $[s', t'] \subset (\tau_{j,k}, t]$  such that  $\gamma[s', t'] \subset \overline{V'}$  and it crosses  $A_{j,k} := A(z_1, 2\delta, \eta/2)$ . Thus,  $\gamma[s, t]$  contains an unforced crossing of  $A_{j,k}$  as observed at time  $\tau_{j,k}$ .

As  $\gamma[s, t] \subset V$  and  $\gamma[s, t]$  is connected, we can find  $[s', t'] \subset (\tau_{j,k}, t]$  such that  $\gamma[s', t'] \subset \overline{V'}$  and it crosses  $A_{j,k} = A(z_1, 2\delta, \eta/2)$ . Thus,  $\gamma[s, t]$  contains an unforced crossing of  $A_{j,k}$  as observed at time  $\tau_{j,k}$ .

STEP 3. Estimate  $\mathbb{P}(E(\delta, \eta))$ .

Define

$$E_{j,k} = \left\{ \gamma \in \mathcal{S}_{\text{simple}}(\mathbb{D}, -1, +1) \left| \begin{array}{l} \gamma[\tau_{j,k}, 1] \text{ contains a crossing of} \\ A_{j,k} \text{ contained in } \tilde{A}_{j,k} \end{array} \right. \right\}$$

where

$$\tilde{A}_{j,k} := \{z \in A_{j,k} \cap D_{\tau_{j,k}} : \text{connected component of } z \text{ is disconnected from } 1 \text{ by } C' \text{ in } D_{\tau_{j,k}}\}.$$



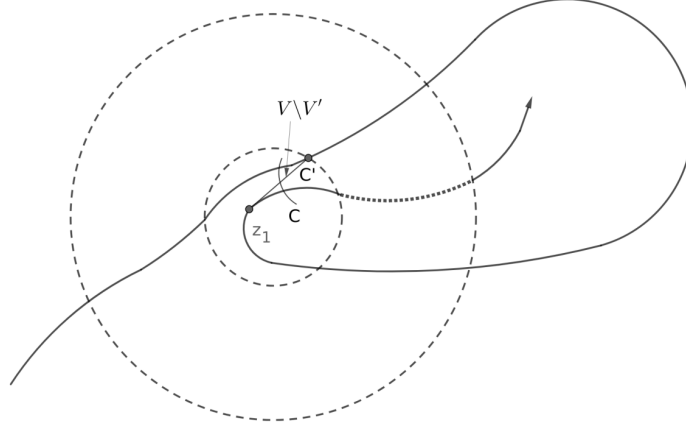


Figure 2: The boundary and the curve are cut into pieces of diameter  $< \eta/4$ . The dotted portion of the curve is an example of event  $E_{j,k}$  and has diameter  $> \eta/8$ . The number of  $J_k$ 's and the number of dotted pieces are both stochastically bounded as  $h \rightarrow 0$ .

We have seen that

$$E(\delta, \eta) \subset \bigcup_{j=0}^{\infty} \bigcup_{k=j+1}^{\infty} E_{j,k}$$

and by *the KS Condition*,

$$\mathbb{P}(E_{j,k}) \leq K \left( \frac{\delta}{\eta} \right)^{\Delta}.$$

Let  $\epsilon > 0$ . Let  $m \in \mathbb{N}$  then using the tortuosity bounds for  $\mathbb{P}(N > m)$  and the facts that  $\{N \leq m\} \cap E_{j,k} = \emptyset$  when  $k > m$  and  $\mathbb{P}(\{N \leq m\} \cap E_{j,k}) \leq \mathbb{P}(E_{j,k})$ , we get

$$\begin{aligned} \mathbb{P}(E(\delta, \eta)) &\leq \mathbb{P}(N > m) + \mathbb{P}\left(\bigcup_{0 \leq j < k} \{N \leq m\} \cap E_{j,k}\right) \\ &\leq \text{constant} \left[ m^{-1/2(1+\epsilon)[\epsilon\Delta_k - 2(1+\epsilon)]} + m^2 \left( \frac{\delta}{\eta} \right)^{\Delta} \right]. \end{aligned}$$

Choose  $m = \eta^{-2(1+\epsilon)}$ . Then

$$\mathbb{P}(E(\delta, \eta)) \leq \text{constant} \left[ \eta^{\epsilon\Delta_k - 2(1+\epsilon)} + \eta^{-4(1+\epsilon)} \left( \frac{\delta}{\eta} \right)^{\Delta} \right].$$

If we choose  $\delta = c\eta^{1+\tilde{\epsilon}}$  where  $\tilde{\epsilon} \in \left(0, \frac{4(1+\epsilon)}{\Delta}\right)$  then

$$\mathbb{P}(E(c\eta^{1+\tilde{\epsilon}}, \eta)) \leq c\eta^\alpha \text{ for some } \alpha > 0.$$

□

### 3.4. CONVERGENCE OF DISCRETE DOMAINS

In this section, we prove that the conformal maps to the discrete approximations for Hölder simply-connected domains converge to the corresponding maps polynomially fast, up to the boundary.

**Lemma 3.10.** *Let  $D_n$  be a  $1/n$ -discrete lattice approximation of domain  $D$ ,  $w_0$  be a point in  $D$  and  $\psi, \psi_n$  be the conformal maps of the unit disc  $\mathbb{D}$  to  $D$  and  $D_n$  respectively with  $\psi(0) = \psi_n(w_0) = 0$ ,  $\psi'(0) > 0$ ,  $\psi'_n(0) > 0$ .*

*Suppose that  $\psi$  is  $\alpha$ -Hölder. Then there are constants  $C, \beta > 0$  and  $N$  depending only on the lattice in question,  $\alpha$ , the  $\alpha$ -Hölder norm of  $\psi$ , and on the conformal radius  $\psi'(0)$ , such that for  $n > N$  and any  $z \in \mathbb{D}$  we have*

$$|\psi(z) - \psi_n(z)| < Cn^{-\beta}.$$

**Remark 3.11.** The same estimate is true for the maps  $\psi$  and  $\psi_n$  normalized to map  $\{-1, 1\}$  to  $A, B \in \partial D$  and their discrete approximations  $A_n, B_n \in \partial D_n$  correspondingly, provided that they are additionally normalized to converge polynomially fast at 0.

**Remark 3.12.** One can actually show that the polynomial convergence of the approximating maps  $\psi_n$  to  $\psi$  up to the boundary implies that  $\psi$  is  $\alpha$ -Hölder for some  $\alpha$ .

*Proof.* Let

$$\Omega_n := \psi^{-1}(D_n) \subset \mathbb{D}.$$

Let also  $\rho_n$  be the conformal map of  $\mathbb{D}$  onto  $\Omega_n$  with  $\rho_n(0) = 0$ ,  $\rho'_n(0) > 0$ . Thus  $\psi_n = \psi \circ \rho_n$ . Since the map  $\psi$  itself is Hölder, it is enough to check that

$$|\rho_n(z) - z| \leq n^{-\gamma} \text{ for some } \gamma > 0. \quad (3.2)$$

Observe that any point of  $\partial D_n$  is at distance at most  $C_1 \frac{1}{n}$  from the boundary of  $\partial D$ , where  $C_1$  depends only on the lattice. Thus, by the classical Beurling estimate (see for example Theorem III in [31]), for any  $\zeta \in \partial \Omega_n$ , we have  $|\zeta| > 1 - \frac{C_2}{\sqrt{n}}$ .

To finish the proof, we will apply a restatement of another classical result, a lemma of Marchenko (see, for example, [31], Section 3 and Theorem IV):

**Lemma 3.13** (Marchenko Lemma). *Let  $\Gamma$  be a closed Jordan curve which lies in the ring  $1 - \varepsilon \leq |\zeta| \leq 1$ . Let  $\lambda = \lambda(\varepsilon)$  have the property that any two points  $\zeta_1, \zeta_2 \in \Gamma$  with  $|\zeta_1 - \zeta_2| \leq \varepsilon$  can be connected by an arc of  $\Gamma$  of diameter at most  $\lambda$ .*

*Let  $\rho$  be the conformal map of  $\mathbb{D}$  onto the interior of  $\Gamma$  with  $\rho(0) = 0$  and  $\rho'(0) > 0$ . Then*

$$|\rho(z) - z| \leq C_3 \varepsilon \log \frac{1}{\varepsilon} + C_4 \lambda,$$

where  $C_3$  and  $C_4$  are some absolute constants.

Let us show that for the curve  $\partial\Omega_n$

$$\lambda\left(\frac{C_2}{\sqrt{n}}\right) \leq n^{-\eta} \quad (3.3)$$

for some  $\eta > 0$ . Indeed, let  $\Gamma_0 := \Gamma_{[\zeta_1, \zeta_2]}$  be an arc of  $\Gamma$  with endpoints  $\zeta_1, \zeta_2$  with  $|\zeta_1 - \zeta_2| \leq \frac{C_2}{\sqrt{n}}$ . We assume that  $\Gamma_0$  is the shorter of two such arcs. Then, since  $\psi(\zeta_1)$  and  $\psi(\zeta_2)$  are  $\frac{C_1}{n}$ -close to  $\partial D$ ,  $\psi(\Gamma_0)$  is separated from  $\psi(0)$  by some crosscut of the length at most

$$2\frac{C_1}{n} + C_5 n^{-\alpha/2}$$

where  $C_5$  depends only on the  $\alpha$ -Hölder norm of  $\psi$ . Applying Beurling Lemma again we see that  $\text{diam } \Gamma_0 \leq C_6 n^{-\alpha/4}$ , which implies (3.3).

Combining Marchenko Lemma and (3.2) gives us our result.  $\square$

### 3.5. PROOF OF MAIN THEOREM

The proof now follows almost directly from the proof of Theorem 4.3 in [16].

*Proof of Theorem (1.23).* For  $\kappa \in (0, 8)$ , let  $\gamma$  be the chordal  $\text{SLE}_\kappa$  path in  $\mathbb{H}$  corresponding to the Brownian motion in Theorem (2.1). Hence, there is a coupling of chordal  $\text{SLE}_\kappa$  path and the image of the interface path  $\tilde{\gamma}_n = \varphi_n(\gamma_n)$ . The goal is to estimate the distance between these curves in this coupling. Take  $s \in (0, 1)$  and  $n > n_0$  where  $n_0$  is as in Theorem (2.1). Fix  $\rho > 1$  and for  $p \in (0, 1/\rho)$ , let

$$\epsilon_n = n^{-s} \quad d_n = (\epsilon_n)^p.$$

For each  $n \geq n_0$ , define three events each of which we have seen occur with large probability in our coupling. On the intersection of these events, we can apply the estimate from Lemma (1.16).

1. Let  $\mathcal{A}_n = \mathcal{A}_n(s)$  be the event that the estimate

$$\sup_{t \in [0, T]} |W_n(t) - W(t)| \leq \epsilon_n$$

holds. By Theorem (2.1) we know that there exists  $n_0 < \infty$  such that if  $n \geq n_0$  then

$$\mathbb{P}(\mathcal{A}_n) \geq 1 - \epsilon_n.$$

2. For  $\beta \in (\beta_+, 1)$  where  $\beta_+$  is as in Proposition (1.7), let  $\mathcal{B}_n = \mathcal{B}_n(s, \beta, T, c_B)$  be the event that the chordal  $\text{SLE}_\kappa$  reverse Loewner chain  $(f_t)$  driven by  $W(t)$  satisfies the estimate

$$\sup_{t \in [0, \tilde{T}]} d |f'(t, W(t) + id)| \leq c_B d^{1-\beta} \quad \forall d \leq d_n.$$

where  $\tilde{T} \leq T$  is the (stopping) time defined in Proposition (1.7) (and Proposition (1.8), for radial case).

Then by Proposition (1.7) ((1.8) respectively) there exists  $c'_B < \infty$ , independent of  $n$ , and  $n_1 < \infty$  such that if  $n \geq n_1$  then

$$\mathbb{P}(\mathcal{B}_n) \geq 1 - c'_B d_n^q$$

where  $q < q_\kappa(\beta) = \min \left\{ \beta \left( 1 + \frac{2}{\kappa} + \frac{3\kappa}{32} \right), \beta + \frac{2(1+\beta)}{\kappa} + \frac{\beta^2 \kappa}{8(1+\beta)} - 2 \right\}$ .

3. Let  $\gamma_{\mathbb{D}}$  be  $\gamma_n$  transformed to  $\Sigma_{\mathbb{D}}$ . For  $r \in \left( 0, \frac{\Delta}{\Delta+4(1+\epsilon)} \right)$ , let  $\mathcal{C}_n = \mathcal{C}_n(s, r, p, \epsilon, c_C)$  be the event that the tip structure modulus for  $\gamma_{\mathbb{D}}$ ,  $t \in [0, T]$ , in  $\mathbb{D}$ ,  $\eta_{\text{tip}}^{(n)}$ , satisfies

$$\eta_{\text{tip}}^{(n)}(d_n) \leq c_C d_n^r.$$

We know from Proposition (3.2) that there exists  $C, c < \infty$ , independent of  $n$ , and  $n_2 < \infty$  such that if  $n \geq n_2$  then

$$\mathbb{P}(\mathcal{C}_n) \geq 1 - c d_n^{\alpha(r)}.$$

Notice that by Proposition (3.4) we get  $|\tilde{\gamma}_n(t) - g_t^{-1}(W_n(t) - id_n)| \leq C \eta_{\text{tip}}^{(n)}(d_n)$ .

Now we will look at intersection of these events. Thus, there exist  $c_B, c_C < \infty$  and  $c < \infty$ , all independent of  $n$  (but dependent on  $s, r, p, T, \beta, \epsilon$ ), such that for all  $n$  sufficiently large

$$\mathbb{P}(\mathcal{A}_n \cap \mathcal{B}_n \cap \mathcal{C}_n) \geq 1 - c(\epsilon_n + d_n^q + d_n^{\alpha(r)})$$

and on the event  $\mathcal{A}_n \cap \mathcal{B}_n \cap \mathcal{C}_n$  we can apply Lemma (1.16) with constants  $c = c_C$  and  $c' = c_B$ , independent of  $n$ , to see that there exists  $c'' < \infty$  independent of  $n$  such that for all  $n$  sufficiently large

$$\sup_{t \in [0, \tilde{T}]} |\tilde{\gamma}_n(t) - \tilde{\gamma}(t)| \leq c''(d_n^{r(1-\beta)} + \epsilon_n^{(1-\rho p)r}).$$

Since  $d_n = \epsilon_n^p$ , one can see that  $d_n^{r(1-\beta)}$  dominates when  $p \in (0, 1/(1+\rho-\beta)]$  and  $\epsilon_n^{(1-\rho p)r}$  whenever  $p \in [1/(1+\rho-\beta), 1]$ . Suppose  $p \in (0, 1/(1+\rho-\beta)]$ . Set

$$\mu(\beta, r) = \min \{r(1-\beta), q(\beta), \alpha(r), (1-r)\Delta - 4r(1+\epsilon)\}$$

The optimal rate would be given by optimizing  $\mu$  over  $\beta, r$  and then choosing  $p$  very close to  $1/(1+\rho-\beta)$  as choosing  $p$  in  $[1/(1+\rho-\beta), 1]$  will not provide any better. Set

$$\mu(\beta_*, r_*) = \max \{ \mu(\beta, r) : \beta_+ < \beta < 1, 0 < r < \Delta/(\Delta+4(1+\epsilon)) \}$$

Consequently,

$$\mathbb{P} \left( \sup_{t \in [0, \tilde{T}]} |\tilde{\gamma}_n(t) - \gamma(t)| > \epsilon_n^m \right) < \epsilon_n^m$$

where  $m < m_* = \frac{\mu(r_*, \beta_*)}{2-\beta_*}$

Now assume that  $\tilde{D}$  is a Hölder domain. Let  $\psi : \mathbb{D} \mapsto D$  be the corresponding Riemann map, and  $\psi_n : \mathbb{D} \mapsto D_n$  be the map to the discrete lattice approximation. Observe that by Lemma (3.10),  $\gamma_n = \psi_n(\tilde{\gamma}_n(t))$  is  $n^{-\beta}$  close to  $\psi(\tilde{\gamma}_n(t))$  for some  $\beta > 0$ . But since  $\psi$  itself is Hölder,  $\psi(\tilde{\gamma}_n(t))$  is  $n^{-\beta_1}$  close to  $\psi(\gamma)$ , which is the SLE curve in  $D$ . This concludes the proof of the last assertion.  $\square$

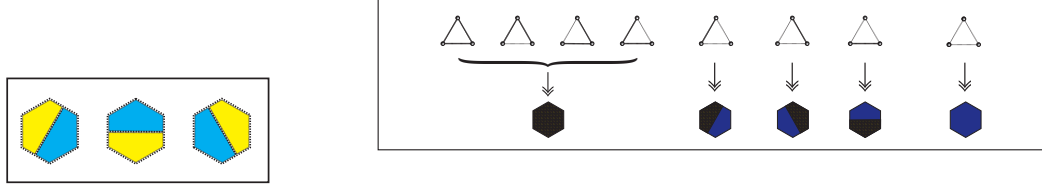


Figure 3: The three allowed mixed states of the hexagons corresponding to single-bond occupancy events.

## 4. APPLICATIONS

In this section, we will apply the framework to the modified bond percolation model described in [10, §2.2] which includes the triangular site percolation problem described in [28].

### 4.1. PERCOLATION

Let  $\Omega \subset \mathbb{C}$  be a simply connected domain (whose boundary is a simple closed curve). Let  $a$  and  $c$  be two distinct points on  $\partial\Omega$  or prime ends, if necessary, which separate it into a curve  $c_1$  going from  $a$  to  $c$  and  $c_2$  going from  $c$  to  $a$  such that  $\partial\Omega \setminus \{a, c\} = c_1 \cup c_2$  and impose boundary conditions so that  $c_1$  is coloured blue and the complementary portion,  $c_2$  is coloured yellow. Consider the percolation model described as follows, for more details see [10, §2.2].

REVIEW OF THE MODEL.

Consider the hexagon tiling of the 2D triangular site lattice. A hexagon can be coloured blue, yellow, or in specific cases split. The model at hand depends on particular local arrangements of hexagons.

**Definition 4.1.** A *flower* is the union of a particular hexagon with its six neighbors. The central hexagon in each flower is called an *iris* and the outer hexagons are called *petals*. All hexagons which are not flowers are called *fillers*. Consider a simply connected domain  $\Omega \subset \mathbb{C}$  tiled by hexagons. A *floral arrangement*, denoted by  $\Omega_{\mathcal{F}}$ , is a designation of certain hexagons as irises. The irises satisfy three criteria: (i) no iris is a boundary hexagon, (ii) there are at least two non-iris hexagons between each pair of irises, and (iii) in infinite volume, the irises have a periodic structure with  $60^\circ$  symmetries.

Now, the general description of the model is as follows.

**Definition 4.2.** Let  $\Omega$  be a domain with floral arrangement  $\Omega_{\mathcal{F}}$ .

- Any background filler sites, as well as the petal sites, are yellow or blue with probability  $\frac{1}{2}$ .
- In “most” configurations of the petals, the iris can be in one of five states: yellow, blue, or three mixed states: horizontal split,  $120^\circ$  split, and  $60^\circ$  split with probability  $a$ ,  $a$ , or  $s$  so that  $2a + 3s = 1$  and  $a^2 \geq 2s^2$ .
- The exceptional configurations, called *triggers* are configurations where there are three yellow petals and three blue petals with exactly one pair of yellow (and hence one pair of blue) petals contiguous. Under these circumstances, the iris is restricted to a pure form, i.e., blue or yellow with probability  $\frac{1}{2}$ .

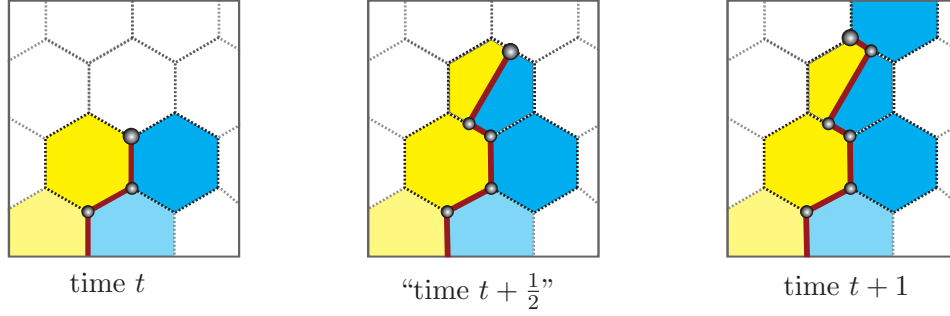


Figure 4: The multistep procedure by which the Exploration Process goes through a mixed hexagon. *Figures courtesy of Binder, Chayes and Lei.*

**Remark 4.3.** The only source of (local) correlation in this model is triggering. All petal arrangements are independent, all flowers are configured independently, and these in turn are independent of the background filler sites.

Notice that if we take  $s = 0$  in this one-parameter family of models we are reduced to the site percolation on the triangular lattice. This model is shown to exhibit all the typical properties of the percolation model at criticality, see [10, Theorem 3.10]. As well as, the verification of Cardy’s formula for this model, see [10, Theorem 2.4].

#### EXPLORATION PROCESS

Given  $\Omega$  as above. Consider a hexagon  $\epsilon$ -tiling of  $\mathbb{C}$  and assume that the location of all irises/flowers/fillers are predetermined. Let  $\Omega_\epsilon$  be the union of all fillers and flowers whose closure lies in the interior of  $\Omega$  where  $\epsilon$  is small enough so that both  $a$  and  $c$  are in the same lattice connected component. The boundary  $\partial\Omega_\epsilon$  is the usual internal lattice boundary where if it cuts through a flower, the entire flower is included as part of the boundary.

*Admissible domains*  $(\Omega_\epsilon, \partial\Omega_\epsilon, a_\epsilon, c_\epsilon)$  satisfy the following properties:

- $\Omega_\epsilon$  contains no partial flowers.
- $\partial\Omega_\epsilon$  can be decomposed into two lattice connected sets,  $c_1$  and  $c_2$ , which consists of hexagons and/or halves of boundary irises, one coloured blue and one coloured yellow such that  $a_\epsilon$  and  $c_\epsilon$  lie at the points where  $c_1$  and  $c_2$  join and such that the blue and yellow paths are valid paths following the connectivity and statistical rules of the model; in particular, the coloring of these paths do not lead to flower configurations that have probability zero.
- $a_\epsilon$  and  $c_\epsilon$  lie at the vertices of hexagons, such that of the three hexagons sharing the vertex, one of them is blue, one of them is yellow, and the third is in the interior of the domain.

**Remark 4.4.** One can see that  $(\Omega_\epsilon, \partial\Omega_\epsilon, a_\epsilon, c_\epsilon)$  converges to  $(\Omega, \partial\Omega, a, c)$  in the Caratheodory sense and one can find  $a_\epsilon, c_\epsilon$  which converge to  $a, c$  as  $\epsilon \rightarrow 0$ .

Let us now define the Exploration Process  $\mathbb{X}_t^\epsilon$ . Let  $\mathbb{X}_0^\epsilon = a_\epsilon$ . Colour the new interior hexagons in order to determine the next step of the Exploration Process according to the following rules:

- If the hexagon is a filler, colour blue or yellow with probability  $\frac{1}{2}$ .
- If the hexagon is a petal or iris, colour blue, yellow or mixed with the conditional distribution given by the hexagons of the flower already determined.
- If another petal needs to be uncovered, colour it according to the conditional distribution given by the iris and the other hexagons of the flower which have already been determined.

The Exploration Process  $\mathbb{X}_t^\epsilon$  is determined from  $\mathbb{X}_{t-1}^\epsilon$  as follows:

- If  $\mathbb{X}_{t-1}^\epsilon$  is not adjacent to an iris, then  $\mathbb{X}_t^\epsilon$  is equal to the next hexagon vertex entered when blue is always to the right of the segment  $[\mathbb{X}_{t-1}^\epsilon, \mathbb{X}_t^\epsilon]$ .
- If  $\mathbb{X}_{t-1}^\epsilon$  is adjacent to an iris, then the colour of the iris is determined by the above rules. The exploration path then continues by keeping blue to the right until a petal is hit. The colour of this petal is determined according to the proper conditional distribution and  $\mathbb{X}_t^\epsilon$  is one of the two possible vertices common to the iris and the new petal which keeps the blue region to the right of the final portion of the segments joining  $\mathbb{X}_{t-1}^\epsilon$  and  $\mathbb{X}_t^\epsilon$ .

Thus, at each step, we arrive at a vertex of a hexagon. For this Exploration Process we still maintain the following properties.

**Proposition 4.5** (Proposition 4.3, [6]). *Let  $\gamma_\epsilon([0, t])$  be the line segments formed by the process up until time  $t$ , and  $\Gamma_\epsilon([0, t])$  be the hexagons revealed by the Exploration Process. Let  $\partial\Omega_\epsilon^t = \partial\Omega_\epsilon \cup \Gamma_\epsilon([0, t])$  and let  $\Omega_\epsilon^t = \Omega_\epsilon \setminus \Gamma_\epsilon([0, t])$ . Then, the quadruple  $(\Omega_\epsilon^t, \partial\Omega_\epsilon^t, \mathbb{X}_t^\epsilon, c_\epsilon)$  is admissible. Furthermore, the Exploration Process in  $\Omega_\epsilon^t$  from  $\mathbb{X}_t^\epsilon$  to  $c_\epsilon$  has the same law as the original Exploration Process from  $a_\epsilon$  to  $c_\epsilon$  in  $\Omega_\epsilon$  conditioned on  $\Gamma_\epsilon([0, t])$ .*

PERCOLATION SATISFIES THE KS CONDITION.

It is well known that the Exploration Process produces in any critical percolation configuration  $\Omega_\epsilon$ , the unique interface connecting  $a_\epsilon$  to  $c_\epsilon$  denoted by  $\gamma_\epsilon$ , i.e. the unique curve which separates the blue connected cluster of the boundary from the yellow connected cluster of the boundary. Let  $\mathbb{P}_{\Omega_\epsilon}$  be the law of this interface. Let  $\mu_\epsilon$  be the probability measure on random curves induced by the Exploration Process on  $\Omega_\epsilon$ , and let us endow the space of curves with the sup-norm metric  $\text{dist}(\gamma_1, \gamma_2) = \inf_{\varphi_1, \varphi_2} \sup_t |\gamma_1(\varphi_1(t)) - \gamma_2(\varphi_2(t))|$  over all possible parameterizations  $\varphi_1, \varphi_2$ .

The proof of the fact that the collection  $(\mathbb{P}_\Omega : \Omega \text{ admissible})$  satisfies the KS Condition follows directly from [17, Proposition 4.13] since this generalized percolation model still satisfies Russo-Seymour-Welsh (RSW) type correlation inequalities.

**Remark 4.6.** As long as  $a^2 \geq 2s^2$ , then a restricted form of Harris-FKG property holds for all paths and path type events, see [10, Lemma 6.2]. Since we have this essential ingredient in the RSW type arguments, we are indeed free to use RSW sort of correlation inequalities.

**Proposition 4.7** (Proposition 4.13 in [17]). *The collection of the laws of the interface of the modified bond percolation model described above on the hexagonal lattice.*

$$\Sigma_{\text{Percolation}} = \{(\Omega_\epsilon, \phi(\Omega_\epsilon), \mathbb{P}_{\Omega_\epsilon}) : \Omega_\epsilon \text{ an admissible domain}\} \quad (4.1)$$

*satisfies the KS Condition.*

*Proof.* First, notice that for percolation, we do not have to consider stopping times. Indeed, by Proposition (4.5) if  $\gamma : [0, N] \rightarrow \Omega_\epsilon \cup \{a, c\}$  is the interface parameterized so that  $\gamma(k)$ ,  $k = 0, 1, \dots, N$  are vertices along the path, then  $\Omega_\epsilon \setminus \gamma(0, k]$  is admissible for any  $k = 0, 1, \dots, N$  and there is no information gained during  $(k, k+1)$ . Also, the law of percolation satisfies the domain Markov property so the law conditioned to the vertices explored up to time  $n$  is the percolation measure in the domain where  $\gamma(k)$ ,  $k = 0, 1, \dots, n$  is erased. Thus, the family ((4.1)) is closed under stopping.

Since crossing an annuli is a translation invariant event for percolation, for any  $\Omega_\epsilon$ , we can apply a translation and consider the annuli around the origin. Let  $B_n$  be the set of points on the triangular lattice that are graph distance less than or equal to  $n$  from 0. Consider the annulus  $B_{9Nn} \setminus B_n$  for any  $n, N \in \mathbb{N}$ . We can consider concentric balls  $B_{3n}$  inside the annulus  $B_{9Nn} \setminus B_n$ . Then for an open crossing of the annulus  $B_{9Nn} \setminus B_n$ , there needs to be an open path inside each annulus  $A_n = B_{3n} \setminus B_n, A_{3n} = B_{9n} \setminus B_{3n}, \dots$  etc. The probability that  $A_n$  contains an open path separating 0 from  $\infty$  and  $A_{3n}$  contains a closed path separating 0 from  $\infty$  are independent. Hence, by Russo-Seymour-Welsh (RSW) theory, we know that there exists a  $q > 0$  for any  $n$

$$\mu_\epsilon(\text{open path inside } A_n \cap \text{closed path in } A_{3n} \text{ both separating 0 from } \infty) \geq q^2$$

Since a closed path in one of the concentric annuli prohibits an open crossing of  $B_{9Nn} \setminus B_n$ , we conclude that

$$\mathbb{P}_\epsilon(\gamma \text{ makes an unforced crossing of } B_{9Nn} \setminus B_n) \leq (1 - q^2)^N \leq \frac{1}{2}$$

for large enough  $N$ . □

THE OBSERVABLE.

Consider two addition marked points (or prime ends)  $b, d$  so that  $a, b, c, d$  are in cyclic order. Let  $\Omega_n$  be the *admissible domain* described above at lattice scale  $n^{-1}$  to the domain  $\Omega$ . More details of the construction can be found in [6, §3 and §4] and [7, §4.2]. Furthermore, the boundary arcs can be appropriately coloured and the lattice points  $a_n, b_n, c_n, d_n$  can be selected. The main objects of study for percolation is the crossing probability of the conformal rectangle  $\Omega_n$  from  $(a_n, b_n)$  to  $(c_n, d_n)$ , denoted by  $\mathcal{C}_n$  and  $\mathcal{C}_\infty$  its limit in the domain  $\Omega$ , i.e., Cardy's formula in the limiting domain. Geometrically,  $\mathcal{C}_n$  produces in any percolation configuration on  $\Omega_n$ , the unique interface connecting  $a_n$  to  $c_n$ , i.e. the curve separating the blue lattice connected cluster of the boundary from the yellow. Let us temporarily forget the marked point  $a_n$  and consider the conformal triangle  $(\Omega_n; b_n, c_n, d_n)$ .

We will briefly recall the observable function introduced in [28] which we will denote by  $S_b, S_c, S_d$ . For a lattice point  $z \in \Omega_n$ ,  $S_d(z)$  is the probability of a yellow crossing from  $(c_n, d_n)$  to  $(d_n, b_n)$  separating  $z$  from  $(b_n, c_n)$ . Notice that  $S_d$  has boundary value 0 on  $(b_n, c_n)$  and 1 at the point  $d_n$ .  $S_b$  and  $S_c$  are defined similarly. We define the complexified function  $S_n := S_b + \tau S_c + \tau^2 S_d$  with  $\tau = e^{2\pi i/3}$ , called the *Carleson-Cardy-Smirnov* (CCS) function. The following lemma due to Smirnov shows that CCS observable is a martingale.

**Lemma 4.8.** *The CCS observable is a martingale observable.*

*Proof.* Parameterize the interface  $\gamma^\epsilon$  and draw the exploration process up to time  $t$ ,  $\gamma^\epsilon[0, t]$ . By convention/definition, the faces on the left and right side of the exploration process are yellow and blue, respectively. Then any open crossing (yellow crossing) from arc  $bc$  to the arc  $db$  inside  $\Omega$  is



either disjoint from  $\gamma^\epsilon[0, t]$  or hits its "open" (yellow) arc of  $\gamma^\epsilon[0, t]$ . Either case produces an open crossing from the arc  $\gamma^\epsilon(t)c$  to the arc  $d\gamma^\epsilon(t)$  inside  $\Omega \setminus \gamma^\epsilon[0, t]$ . The converse also holds. Thus, we have the following observation: crossing probabilities conditioned on  $\gamma^\epsilon[0, t]$  coincide with crossing probabilities in the slit domain  $\Omega \setminus \gamma^\epsilon[0, t]$ .

Let  $Q$  denote the area above the lowest (i.e. closest to arc  $bc$ ) open crossing from arc  $cd$  to arc  $db$ . Then  $S_d(z) = \mathbb{P}(z \in Q)$ . We can view the other crossing probabilities  $S_b$  and  $S_c$  in the same way. By the above observation, we know that this probability conditioned on  $\gamma^\epsilon[0, t]$  will coincide with the probability in the slit domain  $\Omega \setminus \gamma^\epsilon[0, t]$ . The same holds true for  $S_b(z)$  and  $S_c(z)$ .

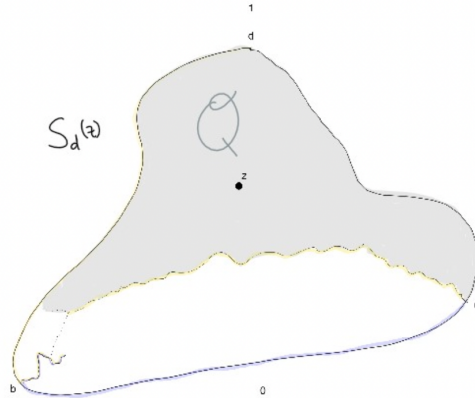


Figure 5: Observe that the lowest yellow crossing cannot cross the curve  $\gamma$  since it is blocked by the blue side of the curve.

Thus, one sees for every realization of  $\gamma^\epsilon[0, t]$ , the CCS function conditioned on  $\gamma^\epsilon[0, t]$  coincides with the CCS function in the slit domain, an analogue of the Markov property. Stopping the curve at times  $0 < t < s$ , say with the least discrete time such that the path has capacity  $\geq t$ , and using the total probability for every realization of  $\gamma^\epsilon[0, t]$  we get the martingale property:

$$\mathbb{E}_{\mu_\epsilon} [S_\epsilon(\Omega_\epsilon \setminus \gamma^\epsilon[0, s], \gamma^\epsilon(s), b, c, d) | \gamma^\epsilon[0, t]] = S_\epsilon(\Omega_\epsilon \setminus \gamma^\epsilon[0, t], \gamma^\epsilon(t), b, c, d).$$

□

The CCS functions  $S_n$  are not *discrete analytic* but are "almost" discrete analytic in the following sense, see [8, §4]:

**Definition 4.9** ( $(\sigma, \rho)$ -Holomorphic). Let  $\Lambda \subseteq \mathbb{C}$  be a simply connected domain and  $\Lambda_\epsilon$  be the (interior) discretized domain given as  $\Lambda_\epsilon := \bigcup_{h_\epsilon \subseteq \Lambda} h_\epsilon$  and let  $(Q_\epsilon : \Lambda_\epsilon \rightarrow \mathbb{C})_{\epsilon \searrow 0}$  be a sequence of functions defined on the vertices of  $\Lambda_\epsilon$ . We say that the sequence  $(Q_\epsilon)$  is  $(\sigma, \rho)$ -holomorphic if there exist constants  $0 < \sigma, \rho \leq 1$  such that for all  $\epsilon$  sufficiently small:

1.  $Q_\epsilon$  is Hölder continuous up to  $\partial\Lambda_\epsilon$ : There exists some small  $\psi > 0$  and constants  $c, C \in (0, \infty)$  (independent of domain and  $\epsilon$ ) such that

- (a) if  $z_\epsilon, w_\epsilon \in \Lambda_\epsilon \setminus N_\psi(\partial\Lambda_\epsilon)$  such that  $|z_\epsilon - w_\epsilon| < \psi$ , then  $|Q_\epsilon(z_\epsilon) - Q_\epsilon(w_\epsilon)| \leq c \left( \frac{|z_\epsilon - w_\epsilon|}{\psi} \right)^\sigma$  and
- (b) if  $z_\epsilon \in N_\psi(\partial\Lambda_\epsilon)$ , then there exists some  $w_\epsilon^* \in \partial\Lambda_\epsilon$  such that  $|Q_\epsilon(z_\epsilon) - Q_\epsilon(w_\epsilon^*)| \leq C \left( \frac{|z_\epsilon - w_\epsilon^*|}{\psi} \right)^\sigma$ .

2. For any simply closed lattice contour  $\Gamma_\epsilon$ ,

$$\left| \oint_{\Gamma_\epsilon} Q \, dz \right| = \left| \sum_{h_\epsilon \subseteq \Lambda'_\epsilon} \oint_{\partial h_\epsilon} Q \, dz \right| \leq c \cdot |\Gamma_\epsilon| \cdot \epsilon^\rho, \quad (4.2)$$

with  $c \in (0, \infty)$  (independent of domain and  $\epsilon$ ) and  $\Lambda'_\epsilon, |\Gamma_\epsilon|$  denoting the region enclosed by  $\Gamma_\epsilon$  and the Euclidean length of  $\Gamma_\epsilon$ , respectively.

**Proposition 4.10** (Proposition 4.3, [8]). *Let  $\Lambda$  denote a conformal triangle with marked points (or prime ends)  $b, c, d$  and let  $\Lambda_\epsilon$  denote an interior approximation (see [7, Definition 3.1]) of  $\Lambda$  with  $b_\epsilon, c_\epsilon, d_\epsilon$  the associated boundary points. Let  $S_\epsilon(z)$  denote the CCS function defined on  $\Lambda_\epsilon$ . Then for all  $\epsilon$  sufficiently small, the functions  $(S_\epsilon : \Lambda_\epsilon \rightarrow \mathbb{C})$  are  $(\sigma, \rho)$ -holomorphic for some  $\sigma, \rho > 0$ .*

POLYNOMIAL CONVERGENCE OF THE OBSERVABLE FUNCTION TO ITS CONTINUOUS COUNTERPART.

Observe that  $\mathcal{C}_n$  can be realized from  $S_d(a_n)$  as  $\mathcal{C}_n = \frac{-2}{\sqrt{3}} \cdot \text{Im}[S_n(a_n)]$ . Since it is already known that  $S_n$  converges to  $H : D \rightarrow T$ , a conformal map to equilateral triangle  $T$  which sends  $(b, c, d)$  to  $(1, \tau, \tau^2)$ , we can see that  $\mathcal{C}_\infty = \frac{-2}{\sqrt{3}} \text{Im}[H(a)]$  (see, [28], [2], and [7]). Thus, when establishing a rate of convergence of  $\mathcal{C}_n$  to  $\mathcal{C}_\infty$ , it is sufficient to show that there exists  $\psi > 0$  such that

$$|S_n(a_n) - H(a)| \leq C_\psi \cdot n^{-\psi}$$

for some  $C_\psi < \infty$  independent of the domain. Indeed, a polynomial rate of convergence is shown in [8, Main Theorem]. This is a slight reformulation of the theorem in which we have that the constant  $\psi$  is independent of the domain  $\Omega$ . Indeed, a direct reconstruction of the proof in [8] gives this result.

**Theorem 4.11.** *Let  $\Omega$  be a domain with two marked boundary points (or prime ends)  $a$  and  $c$ . Let  $(\Omega_n, a_n, c_n)$  be its admissible discretization. Consider the site percolation model or the models introduced in [10] on the domain  $\Omega_n$ . In the case of the latter we also impose the assumption that the boundary Minkowski dimension is less than 2 (in the former, this is not necessary). Let  $\gamma$  be the interface between  $a$  and  $c$ . Consider the stopping time  $T := \inf\{t \geq 0 : \gamma \text{ enters a } \Delta\text{-neighbourhood of } c\}$  for some  $\Delta > 0$ . Then there exists  $n_0 < \infty$  depending only on the domain  $(\Omega; a, b, c, d)$  and  $T$  such that the following estimate holds: There exists some  $\psi > 0$  (which does not depend on the domain  $\Omega$ ) such that  $\mathcal{C}_n$  converges to its limit with the estimate*

$$|\mathcal{C}_n - \mathcal{C}_\infty| \leq C_\psi \cdot n^{-\psi},$$

for some  $C_\psi < \infty$  provided  $n \geq n_0(\Omega)$  is sufficiently large.

POLYNOMIAL CONVERGENCE OF CRITICAL PERCOLATION ON THE TRIANGULAR LATTICE.

By a straightforward computation, we can see that the martingale observable is a nondegenerate solution to BPZ equation ((1.4)). Thus, by Proposition (4.7), Lemma (4.8), Proposition (4.10), and Theorem (4.11), we can now apply Theorem (1.23) to obtain:

**Theorem 4.12.** Let  $\gamma_n$  be the percolation Exploration Process defined above on the admissible triangular lattice domain  $\Omega_n$ . Let  $\tilde{\gamma}_n$  be its image in  $(\mathbb{H}; 0, \infty)$  parameterized by capacity. There exists stopping time  $T < \infty$  and  $n_1$  such that  $\sup_n \sup_{t \in [0, T]} n_1(\Omega_t) < \infty$ . Then if  $n \geq n_1$ , there is a

coupling of  $\gamma_n$  with Brownian motion  $B(t)$ ,  $t \geq 0$  with the property that if  $\tilde{\gamma}$  denotes the chordal  $SLE_6$  path in  $\mathbb{H}$ ,

$$\mathbb{P} \left\{ \sup_{t \in [0, T]} |\tilde{\gamma}_n(t) - \tilde{\gamma}(t)| > n^{-u} \right\} < n^{-u}$$

for some  $u \in (0, 1)$  and where both curves are parameterized by capacity.

Moreover, if  $\Omega$  is an  $\alpha$ -Hölder domain, then under the same coupling, the SLE curve in the image is polynomially close to the original discrete curve:

$$\mathbb{P} \left\{ \sup_{t \in [0, T]} d_*(\gamma^n(t), \phi^{-1}(\tilde{\gamma}(t))) > n^{-v} \right\} < n^{-v}$$

where  $v$  depends only on  $\alpha$  and  $u$ .

**Remark 4.13.** The authors believe that modifications of the arguments in [8] could lead to a full convergence statement.

**Remark 4.14.** Notice that under this modified percolation model, we still maintain the reversibility of the exploration path. Let  $\omega$  be a simple polygonal path from  $a^\delta$  to  $c^\delta$ . Suppose that the corresponding path designate is the sequence

$$[H_{0,1}, (\mathcal{F}_1, h_1^e, h_1^x), H_{1,2}, (\mathcal{F}_2, h_2^e, h_2^x), H_{2,3}, \dots, (\mathcal{F}_K, h_K^e, h_K^x), H_{K,K+1}]$$

where  $\mathcal{F}_1, \dots, \mathcal{F}_K$  are flowers in  $\Omega^\delta$  with  $h_j^e$  and  $h_j^x$  are the entrance and exit petals in the  $j^{th}$  flower and for  $1 \leq j \leq K-1$ ,  $H_{j,j+1}$  is a path in the complement of flowers which connects  $h_j^x$  to  $h_{j+1}^e$ . That is, we are not viewing the microscopic description where we have to specifying how the path got between entry and exit petals. With a small loss of generality we are also assuming that the path only visits the flower once else we would have to specify the first entrance and exit petals, the second entrance and exit petals, etc.

Let  $\gamma^\delta$  be a chordal exploration process from  $a^\delta$  to  $c^\delta$  in  $\Omega^\delta$  and  $\hat{\gamma}^\delta$  be a chordal exploration process from  $c^\delta$  to  $a^\delta$  in  $\Omega^\delta$ . Recall that all petal arrangements are independent, all flowers are configured independently and these in turn are independent of the background filler sites. Thus the exploration process generated by the colouring algorithm given previously, excluding colouring of flowers, is independent and flowers are independent of background filler sites. Thus, by the colouring algorithm we have:

$$\mathbb{P}(\gamma^\delta = \omega) = \left(\frac{1}{2}\right)^{l(H_{0,1})} p_1 \left(\frac{1}{2}\right)^{l(H_{1,2})} \cdots p_K \left(\frac{1}{2}\right)^{l(H_{K,K+1})}$$

where  $l(H_{j,j+1})$  is the number of coloured hexagons in  $H_{j,j+1}$  produced by the colouring algorithm on the event  $\gamma^\delta = \omega$  and  $p_j$  is the appropriate conditional probabilities on each flower of a petal or iris given by the colouring algorithm. Notice that on the event  $\gamma^\delta = \hat{\gamma}^\delta = \omega$  for any hexagon in  $\Omega^\delta$  either it is coloured by both the colouring algorithm for  $\gamma^\delta$  and the colouring algorithm for  $\hat{\gamma}^\delta$  or by neither. Therefore, we have the following lemma:

**Lemma 4.15.** *Suppose  $\Omega^\delta$  is a simply connected domain in the  $\delta$ -hexagonal lattice with a predetermined flower arrangement. For any simple polygonal path  $\omega$  from  $a^\delta$  to  $c^\delta$  we have*

$$\mathbb{P}(\gamma^\delta = \omega) = \mathbb{P}(\hat{\gamma}^\delta = \omega)$$

This lemma directly implies the following lemma.

**Lemma 4.16.** *For any simply connected domain  $\Omega^\delta$  with predetermined flower arrangement, the percolation exploration path from  $a^\delta$  to  $c^\delta$  in  $\Omega^\delta$  has the same distribution as the time-reversal of the percolation exploration path from  $c^\delta$  to  $a^\delta$  in  $\Omega^\delta$ .*

**Question 4.17.** *Is it possible to use reversibility to extend the polynomial convergence for the whole curve percolation exploration process?*

## REFERENCES

- [1] M. Aizenman and A. Burchard. Hölder regularity and dimension bounds for random curves. *Duke Math. J.*, 99(3):419–453, 1999. [2](#), [3](#), [10](#), [30](#)
- [2] Vincent Beffara. Cardy’s formula on the triangular lattice, the easy way. 02 2007. [42](#)
- [3] A. A. Belavin, A. M. Polyakov, and A. B. Zamolodchikov. Infinite conformal symmetry in two-dimensional quantum field theory. *Nuclear Physics B*, 241(2):333–380, July 1984. [15](#)
- [4] D. Beliaev. Conformal maps and geometry. 2019. [5](#)
- [5] Christian Beneš, Fredrik Johansson Viklund, and Michael J. Kozdron. On the rate of convergence of loop-erased random walk to  $\text{SLE}_2$ . *Comm. Math. Phys.*, 318(2):307–354, 2013. [3](#), [18](#), [19](#), [22](#), [23](#), [24](#), [25](#), [26](#)
- [6] I. Binder, L. Chayes, and H. K. Lei. On convergence to  $\text{SLE}_6$  I: Conformal invariance for certain models of the bond-triangular type. *J. Stat. Phys.*, 141(2):359–390, 2010. [39](#), [40](#)
- [7] I. Binder, L. Chayes, and H. K. Lei. On convergence to  $\text{SLE}_6$  II: Discrete approximations and extraction of Cardy’s formula for general domains. *J. Stat. Phys.*, 141(2):391–408, 2010. [40](#), [42](#)
- [8] I. Binder, L. Chayes, and H. K. Lei. On the rate of convergence for critical crossing probabilities. *Ann. Inst. Henri Poincaré Probab. Stat.*, 51(2):672–715, 2015. [2](#), [41](#), [42](#), [43](#)
- [9] Ilia Binder, Dmitry Chelkak, and Larissa Richards. Polynomial convergence rate of harmonic explorer and ising model. Preprint. [3](#)
- [10] L. Chayes and H. Lei. Cardy’s formula for certain models of the bond-triangular type. *Reviews in Mathematical Physics*, 19, 01 2006. [37](#), [38](#), [39](#), [42](#)
- [11] Dmitry Chelkak. Ising model and s-embeddings of planar graphs, 2020. [3](#)
- [12] Dmitry Chelkak, Hugo Duminil-Copin, Clément Hongler, Antti Kemppainen, and Stanislav Smirnov. Convergence of Ising interfaces to Schramm’s  $\text{SLE}$  curves. *C. R. Math. Acad. Sci. Paris*, 352(2):157–161, 2014. [2](#)

- [13] M. Csörgő and P. Révész. Strong Approximations in Probability and Statistics. 1981. [23](#)
- [14] Richard M. Dudley. *Real analysis and probability*. Wadsworth & Brooks/Cole Advanced Books & Software, Pacific Grove, CA, 1989. [22](#)
- [15] Erich Haeusler. An exact rate of convergence in the functional central limit theorem for special martingale difference arrays. *Zeitschrift für Wahrscheinlichkeitstheorie und Verwandte Gebiete*, 65:523 – 534, 1984. [23](#)
- [16] Fredrik Johansson Viklund. Convergence rates for loop-erased random walk and other Loewner curves. *Ann. Probab.*, 43(1):119–165, 2015. [3](#), [9](#), [12](#), [13](#), [14](#), [17](#), [28](#), [35](#)
- [17] Antti Kemppainen and Stanislav Smirnov. Random curves, scaling limits and Loewner evolutions. *Ann. Probab.*, 45(2):698–779, 2017. [2](#), [3](#), [4](#), [10](#), [11](#), [12](#), [14](#), [31](#), [39](#)
- [18] Gregory F. Lawler. *Conformally invariant processes in the plane*, volume 114 of *Mathematical Surveys and Monographs*. American Mathematical Society, Providence, RI, 2005. [5](#), [7](#)
- [19] Gregory F. Lawler, Oded Schramm, and Wendelin Werner. Values of brownian intersection exponents, i: Half-plane exponents. *Acta Mathematica*, 187(2):237–273, 2001. [7](#)
- [20] Gregory F. Lawler, Oded Schramm, and Wendelin Werner. Conformal invariance of planar loop-erased random walks and uniform spanning trees [mr2044671]. In *Selected works of Oded Schramm. Volume 1, 2*, Sel. Works Probab. Stat., pages 931–987. Springer, New York, 2011. [2](#), [7](#), [8](#), [12](#), [15](#), [19](#)
- [21] Gregory F. Lawler and Fredrik Viklund. Convergence of loop-erased random walk in the natural parametrization, 2016. [2](#)
- [22] Ch. Pommerenke. *Boundary behaviour of conformal maps*, volume 299 of *Grundlehren der Mathematischen Wissenschaften [Fundamental Principles of Mathematical Sciences]*. Springer-Verlag, Berlin, 1992. [4](#), [5](#), [29](#), [30](#)
- [23] Ch. Pommerenke. Conformal maps at the boundary. In *Handbook of complex analysis: geometric function theory, Vol. 1*, pages 37–74. North-Holland, Amsterdam, 2002. [7](#)
- [24] Steffen Rohde and Oded Schramm. Basic properties of SLE [mr2153402]. In *Selected works of Oded Schramm. Volume 1, 2*, Sel. Works Probab. Stat., pages 989–1030. Springer, New York, 2011. [2](#), [8](#)
- [25] Oded Schramm. Scaling limits of loop-erased random walks and uniform spanning trees. *Israel J. Math.*, 118:221–288, 2000. [2](#), [16](#)
- [26] Oded Schramm and Scott Sheffield. Harmonic explorer and its convergence to  $SLE_4$ . *Ann. Probab.*, 33(6):2127–2148, 2005. [2](#)
- [27] Oded Schramm and Scott Sheffield. Contour lines of the two-dimensional discrete Gaussian free field. *Acta Math.*, 202(1):21–137, 2009. [2](#)
- [28] Stanislav Smirnov. Critical percolation in the plane: conformal invariance, cardy’s formula, scaling limits. *Comptes Rendus de l’Académie des Sciences - Series I - Mathematics*, 333(3):239 – 244, 2001. [37](#), [40](#), [42](#)

- [29] Stanislav Smirnov. Critical percolation and conformal invariance. In *XIVth International Congress on Mathematical Physics*, pages 99–112. World Sci. Publ., Hackensack, NJ, 2005. [2](#), [10](#), [15](#)
- [30] Stanislav Smirnov. Towards conformal invariance of 2D lattice models. In *International Congress of Mathematicians. Vol. II*, pages 1421–1451. Eur. Math. Soc., Zürich, 2006. [15](#), [16](#)
- [31] S. E. Warschawski. On the degree of variation in conformal mapping of variable regions. *Trans. Amer. Math. Soc.*, 69:335–356, 1950. [34](#)