

# Enhancing Few-Shot Stock Trend Prediction with Large Language Models

Yiqi Deng<sup>1\*</sup>, Xingwei He<sup>1</sup>, Jiahao Hu<sup>1</sup>, Siu-Ming Yiu<sup>1</sup>

The University of Hong Kong

yqdeng@cs.hku.hk, hexingwei15@gmail.com

hujh0919@gmail.com, smyi@cs.hku.hk

## Abstract

The goal of stock trend prediction is to forecast future market movements for informed investment decisions. Existing methods mostly focus on predicting stock trends with supervised models trained on extensive annotated data. However, human annotation can be resource-intensive and the annotated data are not readily available. Inspired by the impressive few-shot capability of Large Language Models (LLMs), we propose using LLMs in a few-shot setting to overcome the scarcity of labeled data and make prediction more feasible to investors. Previous works typically merge multiple financial news for predicting stock trends, causing two significant problems when using LLMs: (1) Merged news contains noise, and (2) it may exceed LLMs' input limits, leading to performance degradation. To overcome these issues, we propose a two-step method 'denoising-then-voting'. Specifically, we introduce an 'Irrelevant' category, and predict stock trends for individual news instead of merged news. Then we aggregate these predictions using majority voting. The proposed method offers two advantages: (1) Classifying noisy news as irrelevant removes its impact on the final prediction. (2) Predicting for individual news mitigates LLMs' input length limits. Our method achieves 66.59% accuracy in S&P 500, 62.17% in CSI-100, and 61.17% in HK stock prediction, outperforming the standard few-shot counterparts by around 7%, 4%, and 4%. Furthermore, our proposed method performs on par with state-of-the-art supervised methods.

## 1 Introduction

Stock trend prediction aims to forecast future movements as upward or downward for specific stocks or indexes. Accurate projections on stocks benefit investors or consultants in their trading activities like designing profitable trading strategies (Sawhney et al., 2021a,b), portfolio optimization (Du and

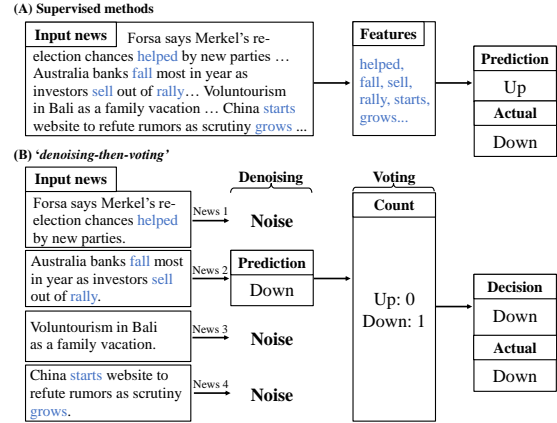


Figure 1: Comparison between state-of-the-art supervised methods and our proposed LLM-based 'denoising-then-voting' method.

Tanaka-Ishii, 2020; Niu et al., 2022), and risk management (Zhu et al., 2022). Typically, stock trend prediction entails the analysis of historical market data, such as price and volume. Financial news also plays an important role in influencing how markets move (Tetlock, 2007; Ashtiani and Raahmei, 2023), for instance, economic reports reflecting the financial health of one company, announcements of mergers and acquisitions, and declarations of leadership changes. In addition, by analyzing the sentiment, tone, and keywords in news texts, it is possible to identify patterns that may indicate future stock price movements.

To extract information from financial news for stock trend prediction, supervised methods have emerged as a prevalent choice (Yang et al., 2018; Chen et al., 2019; Li et al., 2021). However, supervised methods heavily rely on labeled data. Unfortunately, it is challenging to obtain labeled data due to the laborious and time-consuming annotation process, which hinders the practical applicability of supervised models. Recent works (Wei et al., 2022; He et al., 2023b) have highlighted the remarkable few-shot ability of large language models (LLMs)

\*Work in progress.

in various downstream NLP tasks. Motivated by this, we propose harnessing the power of LLMs, especially ChatGPT, to alleviate the need for labeled financial data and make prediction more feasible for investors in real-world financial practices.

To adopt LLMs in stock prediction, two problems arise if we follow the previous work (Huang et al., 2022; Deng et al., 2023) to merge multiple news as inputs and directly predict stock trends. First, the merged news contains noise, which may cause incorrect predictions. In Figure 1(A), features (*‘helped’*, *‘starts’*, *‘grows’*) from news (News #1, #4) that is poorly related to the trend can lead to an incorrect prediction of ‘Up’ trend. Previous supervised works (Ding et al., 2019; Huang et al., 2018) can effectively capture features from news, but it is challenging to discern whether news being analyzed is relevant to trends or not. Second, the merged news may exceed the maximum input length of LLMs<sup>1</sup>. Simply truncating or shortening the merged news can result in a loss of crucial information about stock trends, leading to a degraded performance in the final prediction. To address these issues, we propose a two-step method *‘denoising-then-voting’* as shown in Figure 1(B). We first identify and filter out the irrelevant news through a denoising strategy. Then we aggregate all relevant news and predict stock trends via majority voting. The proposed *‘denoising-then-voting’* method allows us to focus on denoised news without losses of useful information relevant to the stock trend, which helps to improve prediction accuracy.

To summarize, our contributions are as follows: (1) We propose to forecast stock trends using LLMs which include ChatGPT and GPT-3 models under few-shot settings. This enables investors to forecast with minimal annotated financial data, making it more accessible to make timely precise decisions. (2) To facilitate few-shot stock trend prediction with LLMs, we further propose a two-step method *‘denoising-then-voting’* to reduce the adverse impact of noisy news and alleviate the input limitation of LLMs. (3) We conduct extensive experiments on three datasets including S&P 500 index, CSI-100 index, and HK stocks. Experimental results demonstrate the superior performance of our proposed method over few-shot LLM baselines. More importantly, when compared to state-of-the-art fully

supervised methods, our approach exhibits competitive performances, verifying its effectiveness in stock trend prediction.

## 2 Preliminary

### 2.1 Problem Definition

Following the previous work (Du and Tanaka-Ishii, 2020; Huang et al., 2022), we formulate stock trend prediction as a binary classification task. Given a target stock index  $s$  and a specific date  $k$ , we aim to predict price movements  $y_k \in \{Up, Down\}$  for stock  $s$  on the  $k$ -th day based on the  $k - 1$ -th day’s news information  $D_{k-1}$ , which contains  $|D_{k-1}|$  pieces of news. The predicted labeled  $y_k = Up$  indicates the adjusted closing price of stock  $s$  on the  $k$ -th day will be greater than that on the previous day (i.e.,  $k - 1$ -th day), while  $y_k = Down$  represents the stock price will be less or equal than the previous day.

### 2.2 In-context Learning

Recent work (Brown et al., 2020; Wei et al., 2022) has shown that pre-trained LLMs are strong in-context learners in few-shot scenarios across various NLP tasks even without additional fine-tuning or gradient updates. To conduct in-context learning, LLMs are supplied with a prompt comprising natural language instructions and a small set of exemplars pertaining to the target task.

## 3 Approach

### 3.1 Overview

Figure 2 depicts an overview of three different prompts used by LLMs. Our proposed *‘denoising-then-voting’* method is outlined on the right. It contains two components: a denoising strategy and a majority voting strategy. The denoising strategy (please see §3.2) reduces irrelevant news and the majority voting strategy (please see §3.3) effectively aggregates relevant news for prediction. By comparison, we also set up a *standard* prompt on the left and a *voting* prompt without denoising in the middle. To predict stock trends, the standard way is to adopt a similar input manner as in supervised methods, which merge multiple news from the previous days and directly predict a final result for merged news. Therefore, in a *standard* prompt, each exemplar consists of financial news paired with a corresponding label of stock trend.

<sup>1</sup>An upper input limit for GPT-3.5 is 4,097 tokens. Please refer to <https://platform.openai.com/docs/models>.

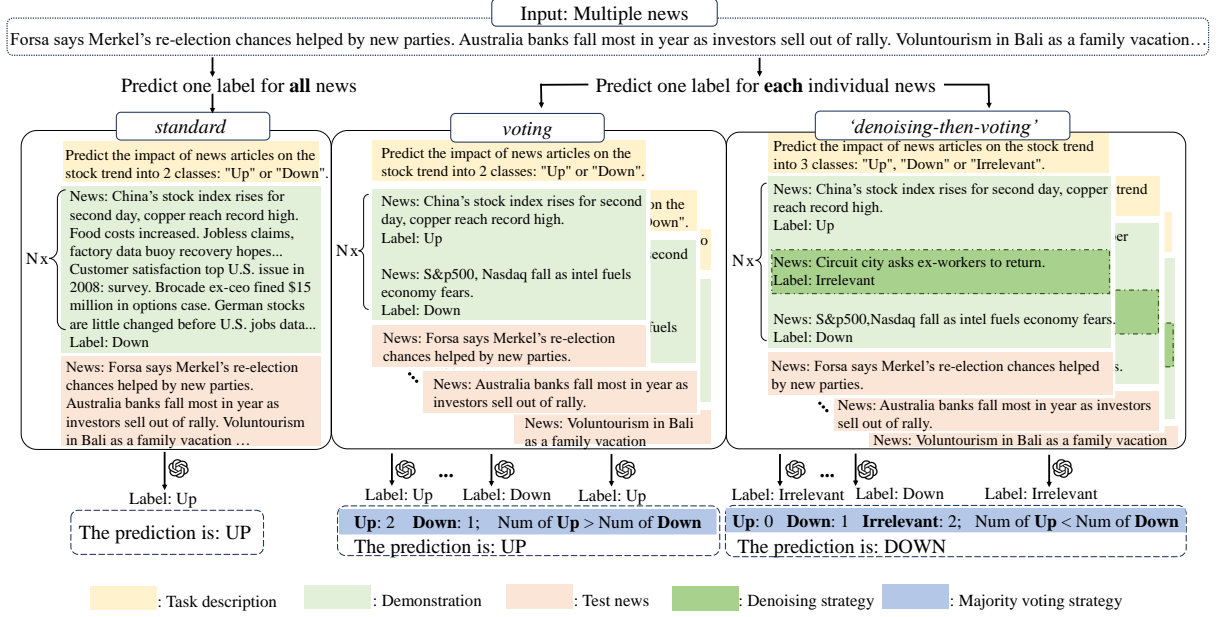


Figure 2: An overview of three prompts used by LLMs in stock trend prediction. On the right, we display our ‘denoising-then-voting’ paradigm. The heavy green part is the denoising strategy, where we introduce an ‘Irrelevant’ category and process each news individually. The blue part is the majority voting strategy where we reuse the predicted label of each individual news from the denoising stage and obtain the final predicted result through a majority voting mechanism. The *standard* and *voting* prompts are respectively displayed on the left and in the middle for comparison.

### 3.2 Denoising Strategy

As previously mentioned, features from noise would hinder making accurate decisions (Huang et al., 2022; Du et al., 2024). To filter out irrelevant news (i.e., reducing noise), we introduce an additional category named ‘Irrelevant’ and predict on each news individually instead of on the merged news. Specifically, LLMs are required to classify each piece of news as ‘Irrelevant’, ‘Up’, or ‘Down’, depending on whether it is unrelated to stock trends or contains relevant information that affects stock prices positively or negatively. By processing each news separately, we can effectively identify and exclude irrelevant news, ensuring it does not interfere with our final stock trend prediction.

### 3.3 Majority Voting Strategy

To utilize the remaining relevant news, one straight approach is to consolidate all these news into a single merged news and use LLMs to predict on the merged news. However, merging news may exceed the maximum token limits of LLMs, while cutting the combined news to fit the input token limits can lead to a loss of useful information. Furthermore, adopting this strategy necessitates using LLMs twice to obtain the final prediction – once during the denoising stage and once in the final pre-

diction stage, which introduces additional costs and latency. To bypass these problems, we opt to reuse the predicted results of individual news in the denoising stage and obtain a final prediction through an effective and efficient majority voting mechanism. As illustrated in the right part of Figure 2, the number of news classified as ‘Down’ ( $N_{down}$ ) outweighs those classified as ‘Up’ ( $N_{up}$ ) after excluding irrelevant news. Here we set a threshold  $\lambda$ , when  $N_{down}/(N_{up} + N_{down}) > \lambda$ , the final predicted stock trend is ‘Down’, otherwise it is ‘Up’.

## 4 Experiments

### 4.1 Experimental Setups

#### 4.1.1 Dataset.

We conduct experiments on three datasets: *U.S. S&P 500* involves 553,666 financial news texts (i.e., news titles and articles) released by Ding et al. (2015). The news texts sourced from *Bloomberg* and *Reuters* are related to the U.S. stock market between 10/2006 to 11/2013. Following Huang et al. (2022), we collect historical prices of the Standard & Poor’s 500 (S&P 500) index within the same period from *Yahoo finance*<sup>2</sup>, and derive the U.S. S&P 500 dataset. *CSI-100 & HK* includes

<sup>2</sup><https://finance.yahoo.com/>

90,361 financial news (i.e., news titles)<sup>3</sup> of 78 A-share stocks in CSI 100 and 13 Hong Kong stocks over the period from January 2015 to December 2015. Following Huang et al. (2018), we separately collect prices of the CSI-100 index, HK stocks from Wind<sup>4</sup>, and obtain the CSI-100 and HK dataset. Table 1 shows the statistics of these datasets.

#### 4.1.2 Evaluation Metrics.

In line with the previous work (Huang et al., 2018, 2022), we employ four established classification metrics: Precision (P), Recall (R), F1-score (F1), and Accuracy (Acc) to evaluate the performance of the stock trend prediction task.

#### 4.1.3 Baselines.

We compare our proposed ‘denoising-then-voting’ method with the few-shot baselines and state-of-the-art supervised baselines. **Few-Shot Baselines.** We take the *standard* prompt that predicts stock trends for the merged news, and the *voting* prompt that predicts on each individual news instead of the merged news to vote. The ‘Irrelevant’ label (for denoising purpose) is not introduced in these baselines. Both few-shot baselines and our proposed method use the same LLMs for fair comparisons. **Supervised Baselines.** We include several state-of-the-art supervised baselines, which utilize the merged news as input to forecast stock trends. In S&P 500 evaluations, we compare models with different news representations. **CNN+KB** (Ding et al., 2016) uses event embeddings enhanced with knowledge bases and CNNs as the event sequence model. Later, **LSTM-RGCN** (Li et al., 2021) takes LSTM to encode news texts and Relational Graph Convolutional Network (RGCN) to learn node representations for each stock. The Noise Equity State representation of news (NES) in Huang et al. (2022) integrates representations of equity state and noise effects into their model. For CSI-100 & HK, we compare our proposed method with: **TeSIA** (Li et al., 2015), the tensor-based information framework in predicting stock movements, **GDR+TeSIA** (Li et al., 2016) and **SMC+TeSIA** (Huang et al., 2018), which reduces input dimensionality for TeSIA using Global Dimensionality-Reduction (GDR) and Sub-mode Coordinate (SMC), and **SMC+LSTM** (Huang et al., 2018), a variant of SMC+TeSIA that utilizes LSTM to predict stock trends.

<sup>3</sup><https://pan.baidu.com/s/1mhCLJJi>, 2017

<sup>4</sup><https://www.wind.com.cn/>

U.S. S&P 500	Training	Validation	Test
#Tokens/news	219.93	495.37	455.58
#Tokens/day	2093.35	4550.38	4179.95
#Days	1425	169	191
Time span	10/20/2006 –06/18/2012	06/19/2012 –02/21/2013	02/22/2013 –11/21/2013
Label distribution	Down / Up (647 / 778)	Down / Up (80 / 89)	Down / Up (88 / 103)
CSI-100&HK	Training	Validation	Test
#Tokens/news	273.64	237.40	247.79
#Tokens/day	6011.22	4921.10	5231.24
#Days	164	20	63
Time span	01/01/2015 –31/08/2015	01/09/2015 –30/09/2015	01/10/2015 –31/12/2015
Label distribution	Down / Up (80 / 84)	Down / Up (12 / 8)	Down / Up (37 / 26)

Table 1: Statistics of the datasets used in this paper. #Tokens/news and #Tokens/day denote the average number of tokens within one news title and one trading day. #Days represents the number of trading days in training, validation, and test sets.

#### 4.1.4 Implementation Details.

For both the few-shot baselines and our proposed ‘denoising-then-voting’ method, we utilize ChatGPT (i.e., gpt-3.5-turbo-0301<sup>5</sup>) as the backbone in-context model and set the temperature to 0. Following previous works (Huang et al., 2018, 2022), we leverage the title of news (i.e., news titles) to predict stock trends. Please refer to §4.4.4 for the effect of different news inputs (e.g., news titles or articles). To set up our ‘denoising-then-voting’ method, we adopt a 9-shot (3 examples per class) prompt for U.S. S&P 500 dataset, and a 6-shot (2 examples per class) prompt for CSI and HK datasets. For the *standard* and *voting* prompts, we also use the same settings. (please refer to Appendix A for more details.) We choose threshold  $\lambda$  that performs best in the validation set and evaluate it on the test set. Here, we take  $\lambda = \frac{1}{2}$  on the three datasets.

## 4.2 Overall Performance

We show the overall results of our proposed method for S&P 500 index in Table 2, and CSI-100 index and HK stocks in Table 3. In Table 2, our method yields a prediction accuracy of 66.59% for U.S. S&P 500 forecasting, with a 6.84% enhancement over the ChatGPT with the *standard* prompt (i.e., 6-shot ChatGPT). Similarly, Table 3 shows that our approach achieves prediction accuracy of 62.17% and 61.17% for the CSI-100 and HK stock respec-

<sup>5</sup><https://platform.openai.com/docs/models/gpt-3-5>



Models	S&P 500			
	Acc	P	R	F1
<b>Fully Supervised Methods</b>				
CNN+KB	66.93	68.63	57.35	62.49
LSTM-RCCN	63.87	69.04	59.34	63.82
NES	<u>67.34</u>	<u>69.74</u>	<u>61.82</u>	<u>65.54</u>
<b>Few-Shot (<i>standard</i>)</b>				
6-shot ChatGPT (20)	59.75	71.38	62.01	65.73
<b>Few-Shot (<i>voting</i>)</b>				
6-shot ChatGPT (60)	62.36	86.79	61.90	73.21
8-shot ChatGPT (60)	62.35	83.77	62.06	72.94
10-shot ChatGPT (60)	60.74	82.89	60.60	71.96
<b>Few-Shot (<i>'denoising-then-voting'</i>)</b>				
9-shot ChatGPT (20)	61.09	81.54	62.84	70.12
9-shot ChatGPT (60)	<b>66.59</b>	<b>94.17</b>	<b>66.90</b>	<b>75.27</b>

Table 2: The overall performance (%) on U.S. S&P 500 dataset. We **bold** the best results for few-shot methods and underline the highest results for supervised methods. The numbers in brackets denote the number of news titles utilized for forecasting stock trends.

Model	CSI-100	HK
<b>Fully Supervised Methods</b>		
TeSIA	60.63	60.38
GDR+TeSIA	61.46	60.92
SMC+TeSIA	62.29	62.05
SMC+LSTM	<u>62.97</u>	<u>63.31</u>
<b>Few-Shot (<i>standard</i>)</b>		
4-shot ChatGPT (10)	58.17	57.01
<b>Few-Shot (<i>voting</i>)</b>		
4-shot ChatGPT (20)	58.42	57.92
6-shot ChatGPT (20)	57.92	55.41
<b>Few-Shot (<i>'denoising-then-voting'</i>)</b>		
6-shot ChatGPT (10)	57.25	56.75
6-shot ChatGPT (20)	<b>62.17</b>	<b>61.17</b>

Table 3: The overall performance in accuracy (%) on CSI-100 and HK datasets. We **bold** the best results for few-shot methods and underline the highest results for supervised methods.

tively, demonstrating 4% improvements compared to the *standard* prompt (i.e., 4-shot ChatGPT). In addition, our method obtains better performance compared with the *voting* prompt, with 3%-4% elevations in accuracy across three datasets. All improvements are statistically significant compared with the *standard* and *voting* few-shot methods, with  $p$ -values less than 0.05 under the paired t-test.

The major improvements of our proposed '*denoising-then-voting*' method come from two aspects. The denoising strategy helps remove noise, enhancing performance by focusing on relevant information. Besides, the majority voting strategy effectively aggregates financial news. In Table 2 and 3, much more news can be utilized in predic-

ChatGPT	S&P 500	CSI-100	HK
<i>standard</i>	59.75	58.17	57.01
<i>voting</i>	62.36	58.42	57.92
'D+V'	<b>66.59</b>	<b>62.17</b>	<b>61.17</b>

Table 4: Ablation accuracy (%) on different datasets. For the *standard* prompt, we report the best performance it gains before reaching the context window limits (4,097 tokens) of ChatGPT. 'D+V' represents our '*denoising-then-voting*' method.

tion than the *standard* prompt. So, the majority voting strategy mitigates the loss of useful information about stock trends and further elevates accuracy.

Overall, our proposed '*denoising-then-voting*' method outperforms both *standard* and *voting* few-shot approaches on different datasets. Furthermore, it yields results comparable to the state-of-the-art supervised methods across three datasets, highlighting the effectiveness of our '*denoising-then-voting*' method for stock trend prediction tasks under few-shot settings.

### 4.3 Ablation Study

To assess the effects of different components within our proposed method, in this section, we conduct an ablation study and obtain results in Table 4. Compared to the *standard* prompt, the majority voting strategy yields a significant improvement in accuracy (2.61%) on the S&P 500 dataset, by mitigating the loss of news information. However, the benefits of majority voting are more modest on the CSI-100 and HK datasets because these two datasets contain more irrelevant news. Therefore, we propose a denoising strategy by introducing an 'Irrelevant' label to distinguish noise from informative news, deriving the proposed '*denoising-then-voting*' method. Table 4 demonstrates that the '*denoising-then-voting*' method outperforms the *voting* prompt by a large margin, achieving an accuracy increase of 3%-4% on all three datasets. These improvements highlight the benefits of the denoising strategy, as it effectively identifies irrelevant news, and mitigates its adverse impacts on the final prediction. To summarize, both the denoising and the majority voting are indispensable to our proposed method for stock trend prediction.

### 4.4 Further Analysis

We further evaluate our '*denoising-then-voting*' method in various experimental settings such as using different LLMs, inputting different number

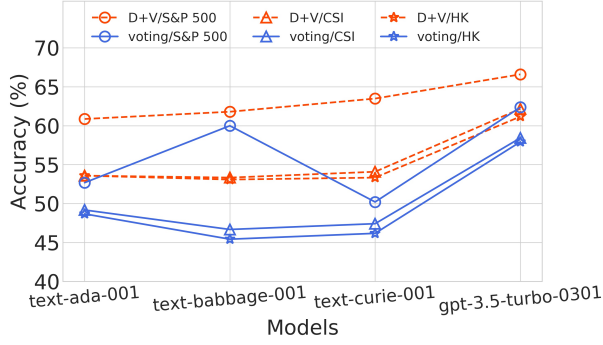


Figure 3: Comparison between the *voting* and ‘*denoising-then-voting*’ (D+V) methods on S&P 500, CSI-100 and HK across different LLMs.

of news titles, etc. By default, we use ChatGPT and employees 60 news titles under 9-shot setting (3 examples per class) in S&P 500 prediction, 40 titles in 6-shot setting (2 examples per class) for CSI and HK predictions.

#### 4.4.1 Performance on Different LLMs.

Besides ChatGPT, we experiment with three different sizes of GPT-3 models (Brown et al., 2020): GPT-3 Ada (350 million parameters), GPT-3 Babbage (3 billion parameters), and GPT-3 curie (13 billion parameters). As shown in Figure 3, the ‘*denoising-then-voting*’ method consistently outperforms the *voting* prompt across various LLMs on all three datasets, demonstrating the robustness and superior performance of our proposed approach.

#### 4.4.2 Effects of the Number of Exemplars.

To assess the effect of the number of exemplars in our proposed ‘*denoising-then-voting*’ method, we experiment on prompts with various numbers of exemplars (i.e.,  $k$ -shot in-context learning). As shown in Table 5, our proposed ‘*denoising-then-voting*’ method performs best under 9-shot (3 examples per class) setting in S&P 500 index prediction and 6-shot (2 examples per class) setting for CSI-100 and HK stock forecast. With few exemplars (e.g., 0-shot), LLMs are not provided with sufficient examples, which may limit their capability of capturing information. When given too many exemplars (12-shot for S&P 500, 9-shot for CSI and HK), however, the performance of our proposed method may become saturated or even decrease. Therefore, in this work, we adopt a 9-shot prompt for U.S. S&P 500 dataset and a 6-shot prompt for both CSI-100 and HK datasets.

Dataset	0-shot	3-shot	6-shot	9-shot	12-shot
S&P 500	63.67	64.70	64.73	<b>66.59</b>	63.96
CSI-100	58.67	61.17	<b>62.17</b>	58.25	-
HK	58.17	59.01	<b>61.17</b>	57.25	-

Table 5: Accuracy (%) for various numbers of exemplars in in-context learning.

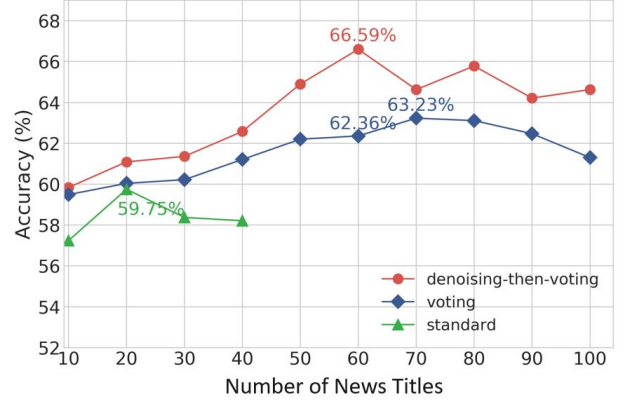


Figure 4: The prediction accuracy of S&P 500 index when aggregating various numbers of news titles with three few-shot methods.

#### 4.4.3 Effects of the Number of News Titles.

We input different numbers of news titles in predicting S&P 500 movement for evaluation. As depicted in Figure 4, when inputting various numbers of news titles, our method exhibits a consistent enhancement compared to the *standard* and *voting* prompts. The *standard* prompt can only accommodate up to 40 news titles at one time for the input token limits of ChatGPT. In contrast, the *voting* prompt can accept much more news titles. Accordingly, the *voting* prompt outperforms the *standard* prompt by a large margin (63.23% vs. 59.75%). More importantly, our ‘*denoising-then-voting*’ method further significantly improves the accuracy (66.59% vs. 63.23%) over the *voting* prompt, showing the effectiveness of denoising strategy.

#### 4.4.4 Effects of Inputting Titles or Articles.

Typically, a complete news article is quite lengthy. As news titles highly summarize the news articles, in this paper, we mostly use news titles as input to predict trends. In this section, we explore the effects of using news titles or articles as input for S&P 500 forecast. Given that inputting a complete news article into LLMs would be costly, we propose four methods to condense a news article into a 100-token summary for prediction. Article-first-100, Article-middle-100, and Article-last-100 re-

	<i>'denoising-then-voting'</i>	<i>voting</i>	<i>standard</i>
#1	<b>News 1:</b> Forsa says merkel's re-election chances helped by new parties. <b>Pred:</b> <u>Irrelevant</u>	<b>Pred:</b> Up	<b>News:</b> Forsa says merkel's re-election chances helped by new parties...Australia banks fall most in year as investors sell out of rally. ...Voluntourism in Bali as a family vacation...China starts website to refute rumors as scrutiny grows...
	<b>News 2:</b> Australia banks fall most in year as investors sell out of rally. <b>Pred:</b> Down	<b>Pred:</b> <u>Down</u>	
	<b>News 3:</b> Voluntourism in Bali as a family vacation. <b>Pred:</b> <u>Irrelevant</u>	<b>Pred:</b> Up	
	<b>News 4:</b> China starts website to refute rumors as scrutiny grows. <b>Pred:</b> <u>Irrelevant</u>	<b>Pred:</b> Up	
	<b>Final:</b> Down <b>Actual:</b> Down	<b>Final:</b> Up <b>Actual:</b> Down	<b>Final:</b> Up <b>Actual:</b> Down
#2	<b>News 1:</b> Fed bridges gap to earnings pickup in modest u.s. growth. <b>Pred:</b> <u>Irrelevant</u>	<b>Pred:</b> Up	<b>News:</b> Fed bridges gap to earnings pickup in modest u.s. growth... Treasury yields at six-week high as gross says bull over... Lone star said to finish raising \$5 billion property fund... Japan current-account surplus climbs as abenomics sinks yen...
	<b>News 2:</b> Treasury yields at six-week high as gross says bull over. <b>Pred:</b> Down	<b>Pred:</b> <u>Down</u>	
	<b>News 3:</b> Lone star said to finish raising \$5 billion property fund. <b>Pred:</b> Up	<b>Pred:</b> Up	
	<b>News 4:</b> Japan's current-account surplus climbs as abenomics sinks yen. <b>Pred:</b> Up	<b>Pred:</b> Up	
	<b>Final:</b> Up <b>Actual:</b> Up	<b>Final:</b> Up <b>Actual:</b> Up	<b>Final:</b> Down <b>Actual:</b> Up
Acc	66.59%	62.36%	59.75%

Table 6: Stock trends predicted by the ‘denoising-then-voting’, *voting* and *standard* methods on U.S. S&P 500 dataset. We underline the output generated by ChatGPT. Blue text represents the final prediction consistent with the ground truth. Red text denotes the final prediction that contradicts the real stock movement. Gray text is the text beyond the input limit of LLMs. For the sake of simplicity, here we only present 4 news texts as the long text input and display outputs obtained from in-context learning.

Varied inputs	Accuracy
<i>standard</i>	
Title	59.75%
Article-last-100	60.80%
Article-middle-100	61.85%
Article-first-100	63.52%
Article-summary-100	61.30%
<i>'denoising-then-voting'</i>	
Title	61.09%
Article-first-10	59.24%
Article-first-100	64.07%

Table 7: Performance comparison when inputting news titles or different parts of articles. Considering the inference cost of OpenAI’s ChatGPT API, we use 20 titles or articles for S&P 500 index prediction.

spectively represent taking the first, the middle, and the last 100 tokens of the news article as the summary. Article-summary-100 refers to compressing the given news article into a summary of 100 tokens using ChatGPT<sup>6</sup>. The average length of each news title is around 10 tokens. We also use Article-first-10, which takes the first 10 tokens of the news article as the summary, to compare with using 10-token news titles as input.

As shown in the first block of Table 7, for the *standard* prompt, inputting with the first 100 to-

kens (Article-first-100) performs best than those inputting with the middle 100 tokens, the last 100 tokens and the summary generated by ChatGPT. That is because news typically has lead bias (Zhang et al., 2020; Zhu et al., 2021), where the early parts of an article often contain the most salient information. In contrast, using the article’s last 100 tokens as input performs the worst, indicating that the last 100 tokens contain less useful information.

For ‘denoising-then-voting’, we find that employing the first 10 tokens (Article-first-10) as input performs worse than using news titles for stock trend prediction, which clearly demonstrates that news titles are highly condensed and high-quality summaries. Conversely, using the first 100 tokens (Article-first-100) as input brings a significant improvement to the proposed ‘denoising-then-voting’ over using the news title as input. Since Article-first-100 takes much longer inputs than news titles, it includes more useful information for stock trend prediction. It is worth noting that inputting a lengthier summary also incurs higher API usage costs, which is often prohibitive in practice. Therefore, using news titles as input strikes a good balance between performance and cost efficiency.

#### 4.5 Case Study

We present two cases of stock trend prediction in Table 6. In case #1, both the *standard* and *voting*

<sup>6</sup>We apply the prompt provided by Zhang et al. (2023) to ChatGPT for news summarization.

prompts fail to identify noise (News 1, 3, 4), thus resulting in an incorrect final prediction. In contrast, our proposed method can exclude irrelevant news (News 1, 3, 4) and mitigate the adverse impacts of noise, leading to a correct final prediction based on the valuable information (News 2). Case #1 highlights the denoising strategy. For case #2, both *voting* and *'denoising-then-voting'* methods correctly predict the stock trends, while the *standard* prompt does not. To fit the input limits of LLMs, meaningful information (News 3 and 4) is excluded when truncating the merged news, leading to a wrong prediction with the *standard* prompt. Yet, the majority voting strategy allows us to effectively aggregate more news for prediction analysis. Therefore, it can include more information relevant to stock trends (News 3 and 4), elucidating the effectiveness of the majority voting strategy.

## 5 Related Work

**News-based Stock Prediction** investigates the relationship between news data and stock market fluctuations. To capture meaningful news information, various efficient news representations are explored, e.g., tensor-based method (Huang et al., 2018), stock embeddings (Du and Tanaka-Ishii, 2020), etc. In addition, deep learning methods (Hu et al., 2021; Zhao and Yang, 2023) have been developed to extract relevant patterns within financial data. Trained with extensive annotated data, these works accumulate multiple news together to predict their influence on the future market. However, the labeled data is not always available. Instead, LLMs show remarkable few-shot capability while merging multiple news as input will cause input overflow of LLMs and introduce significant noise, harming prediction results. To handle these issues, this paper proposes a *'denoising-then-voting'* method and predicts trends with LLMs under a few-shot setting.

**Large Language Models (LLMs)** have demonstrated remarkable capability in various text generation tasks, such as machine translation (Jiao et al., 2023), question-answering (Lin et al., 2022) and factual error correction (He et al., 2023a, 2024). In financial domains, the applications of LLMs still remain relatively untapped. Wu et al. (2023) proposes BloombergGPT, a domain-specific LLM for finance. Lopez-Lira and Tang (2023) scores news headlines using ChatGPT and conducts different trading strategies based on the scores to predict stock returns. Different from prior studies, this

work investigates various few-shot methods. We contribute to alleviating the noise and input limitations with LLMs when processing thousands of pieces of news in stock trend prediction.

## 6 Conclusion

In this work, we propose to use large language models (LLMs) such as ChatGPT and GPT-3 in stock prediction with financial news. It addresses the issue of sparse data annotation in supervised learning. More importantly, the proposed two-step method *'denoising-then-voting'* effectively deals with noisy news and alleviates the constraints of LLMs in handling large input news streams. The results show significant improvements compared with few-shot baselines and are highly comparable to the state-of-the-art fully supervised methods. This study demonstrates the potential feasibility of adopting LLMs in financial forecasting with our proposed method, paving the way for truly enabling LLM applications in real-world trading.

## References

- Matin N Ashtiani and Bijan Raahmei. 2023. [News-based intelligent prediction of financial markets using text mining and machine learning: A systematic literature review](#). *Expert Systems with Applications*, page 119509.
- Tom Brown, Benjamin Mann, Nick Ryder, Melanie Subbiah, Jared D Kaplan, Prafulla Dhariwal, Arvind Neelakantan, Pranav Shyam, Girish Sastry, Amanda Askell, et al. 2020. [Language models are few-shot learners](#). *Advances in neural information processing systems*, 33:1877–1901.
- Chi Chen, Li Zhao, Jiang Bian, Chunxiao Xing, and Tie-Yan Liu. 2019. [Investment behaviors can tell what inside: Exploring stock intrinsic properties for stock trend prediction](#). In *Proceedings of the 25th ACM SIGKDD International Conference on Knowledge Discovery & Data Mining*, pages 2376–2384.
- Yiqi Deng, Yuzhi Liang, and Siu-Ming Yiu. 2023. [Towards interpretable stock trend prediction through causal inference](#). *Expert Systems with Applications*, page 121654.
- Xiao Ding, Kuo Liao, Ting Liu, Zhongyang Li, and Junwen Duan. 2019. [Event representation learning enhanced with external commonsense knowledge](#). In *Proceedings of the 2019 Conference on Empirical Methods in Natural Language Processing and the 9th International Joint Conference on Natural Language Processing (EMNLP-IJCNLP)*, pages 4894–4903, Hong Kong, China. Association for Computational Linguistics.



- Xiao Ding, Yue Zhang, Ting Liu, and Junwen Duan. 2015. [Deep learning for event-driven stock prediction](#). In *Twenty-fourth international joint conference on artificial intelligence*.
- Xiao Ding, Yue Zhang, Ting Liu, and Junwen Duan. 2016. [Knowledge-driven event embedding for stock prediction](#). In *Proceedings of COLING 2016, the 26th International Conference on Computational Linguistics: Technical Papers*, pages 2133–2142, Osaka, Japan. The COLING 2016 Organizing Committee.
- Kelvin Du, Frank Xing, Rui Mao, and Erik Cambria. 2024. Financial sentiment analysis: Techniques and applications. *ACM Computing Surveys*.
- Xin Du and Kumiko Tanaka-Ishii. 2020. [Stock embeddings acquired from news articles and price history, and an application to portfolio optimization](#). In *Proceedings of the 58th annual meeting of the association for computational linguistics*, pages 3353–3363.
- Xingwei He, A-Long Jin, Jun Ma, Yuan Yuan, and Siu Yiu. 2023a. [PivotFEC: Enhancing few-shot factual error correction with a pivot task approach using large language models](#). In *Findings of EMNLP*, pages 9960–9976, Singapore. Association for Computational Linguistics.
- Xingwei He, Zhenghao Lin, Yeyun Gong, A Jin, Hang Zhang, Chen Lin, Jian Jiao, Siu Ming Yiu, Nan Duan, Weizhu Chen, et al. 2023b. [Annollm: Making large language models to be better crowdsourced annotators](#). *arXiv preprint arXiv:2303.16854*.
- Xingwei He, Qianru Zhang, A-Long Jin, Jun Ma, Yuan Yuan, and Siu Ming Yiu. 2024. [Improving factual error correction by learning to inject factual errors](#). In *Proceedings of AAAI*, volume 38, pages 18197–18205.
- Zhenda Hu, Zhaoxia Wang, Seng-Beng Ho, and Ah-Hwee Tan. 2021. [Stock market trend forecasting based on multiple textual features: a deep learning method](#). In *2021 IEEE 33rd International Conference on Tools with Artificial Intelligence (ICTAI)*, pages 1002–1007. IEEE.
- Heyan Huang, Xiao Liu, Yue Zhang, and Chong Feng. 2022. [News-driven stock prediction via noisy equity state representation](#). *Neurocomputing*, 470:66–75.
- Jieyun Huang, Yunjia Zhang, Jialai Zhang, and Xi Zhang. 2018. [A tensor-based sub-mode coordinate algorithm for stock prediction](#). In *2018 IEEE Third International Conference on Data Science in Cyberspace (DSC)*, pages 716–721. IEEE.
- Wenxiang Jiao, Wenxuan Wang, Jen-tse Huang, Xing Wang, and Zhaopeng Tu. 2023. [Is chatgpt a good translator? a preliminary study](#). *arXiv preprint arXiv:2301.08745*.
- Qing Li, Yuanzhu Chen, Li Ling Jiang, Ping Li, and Hsinchun Chen. 2016. [A tensor-based information framework for predicting the stock market](#). *ACM Transactions on Information Systems (TOIS)*, 34(2):1–30.
- Qing Li, LiLing Jiang, Ping Li, and Hsinchun Chen. 2015. [Tensor-based learning for predicting stock movements](#). In *Proceedings of the AAAI Conference on Artificial Intelligence*, volume 29.
- Wei Li, Ruihan Bao, Keiko Harimoto, Deli Chen, Jingjing Xu, and Qi Su. 2021. [Modeling the stock relation with graph network for overnight stock movement prediction](#). In *Proceedings of the twenty-ninth international conference on international joint conferences on artificial intelligence*, pages 4541–4547.
- Stephanie Lin, Jacob Hilton, and Owain Evans. 2022. [TruthfulQA: Measuring how models mimic human falsehoods](#). In *Proceedings of the 60th Annual Meeting of the Association for Computational Linguistics (Volume 1: Long Papers)*, pages 3214–3252, Dublin, Ireland. Association for Computational Linguistics.
- Alejandro Lopez-Lira and Yuehua Tang. 2023. [Can chatgpt forecast stock price movements? return predictability and large language models](#). *arXiv preprint arXiv:2304.07619*.
- Hui Niu, Siyuan Li, and Jian Li. 2022. [Metatrader: An reinforcement learning approach integrating diverse policies for portfolio optimization](#). In *Proceedings of the 31st ACM International Conference on Information & Knowledge Management*, pages 1573–1583.
- Ramit Sawhney, Arnav Wadhwa, Shivam Agarwal, and Rajiv Shah. 2021a. [Fast: Financial news and tweet based time aware network for stock trading](#). In *Proceedings of the 16th Conference of the European Chapter of the Association for Computational Linguistics: Main Volume*, pages 2164–2175.
- Ramit Sawhney, Arnav Wadhwa, Shivam Agarwal, and Rajiv Ratn Shah. 2021b. [Quantitative day trading from natural language using reinforcement learning](#). In *Proceedings of the 2021 Conference of the North American Chapter of the Association for Computational Linguistics: Human Language Technologies*, pages 4018–4030, Online. Association for Computational Linguistics.
- Paul C Tetlock. 2007. [Giving content to investor sentiment: The role of media in the stock market](#). *The Journal of finance*, 62(3):1139–1168.
- Jason Wei, Xuezhi Wang, Dale Schuurmans, Maarten Bosma, Fei Xia, Ed Chi, Quoc V Le, Denny Zhou, et al. 2022. [Chain-of-thought prompting elicits reasoning in large language models](#). *Advances in Neural Information Processing Systems*, 35:24824–24837.
- Shijie Wu, Ozan Irsoy, Steven Lu, Vadim Dabravolski, Mark Dredze, Sebastian Gehrmann, Prabhanjan Kam-badur, David Rosenberg, and Gideon Mann. 2023. [Bloomberggpt: A large language model for finance](#). *arXiv preprint arXiv:2303.17564*.

Linyi Yang, Zheng Zhang, Su Xiong, Lirui Wei, James Ng, Lina Xu, and Ruihai Dong. 2018. [Explainable text-driven neural network for stock prediction](#). In *2018 5th IEEE International Conference on Cloud Computing and Intelligence Systems (CCIS)*, pages 441–445. IEEE.

Jingqing Zhang, Yao Zhao, Mohammad Saleh, and Peter Liu. 2020. [Pegasus: Pre-training with extracted gap-sentences for abstractive summarization](#). In *International Conference on Machine Learning*, pages 11328–11339. PMLR.

Tianyi Zhang, Faisal Ladhak, Esin Durmus, Percy Liang, Kathleen McKeown, and Tatsunori B Hashimoto. 2023. [Benchmarking large language models for news summarization](#). *arXiv preprint arXiv:2301.13848*.

Yanli Zhao and Guang Yang. 2023. [Deep learning-based integrated framework for stock price movement prediction](#). *Applied Soft Computing*, 133:109921.

Chenguang Zhu, Ziyi Yang, Robert Gmyr, Michael Zeng, and Xuedong Huang. 2021. [Leveraging lead bias for zero-shot abstractive news summarization](#). In *Proceedings of the 44th International ACM SIGIR Conference on Research and Development in Information Retrieval*, pages 1462–1471.

Mengying Zhu, Yan Wang, Fei Wu, Mengyuan Yang, Cheng Chen, Qianqiao Liang, and Xiaolin Zheng. 2022. [Wise: Wavelet based interpretable stock embedding for risk-averse portfolio management](#). In *Companion Proceedings of the Web Conference 2022*, pages 1–11.

## A Prompt Construction

### A.1 Full Few-Shot Prompts for S&P 500 Prediction

Figure 5 shows the *standard* prompt we use for U.S. S&P 500 index prediction. Exemplars in the *standard* prompt are selected from different trading days in the training set. ‘Title’ in each exemplar is obtained by concatenating multiple news titles randomly selected within one day. ‘Label’ for each exemplar is derived from the corresponding stock movement of that day in the training set. Figure 6 displays the *voting* prompt. In the *voting* prompt, ‘Title’ in each exemplar is one news title, which is selected from the corresponding example (the concatenated news titles) in the *standard* prompt. We invite five experts with strong financial knowledge to annotate each news title in the *voting* prompt. Figure 7 shows our ‘*denoising-then-voting*’ method. The ‘*denoising-then-voting*’ method shares the same exemplars of ‘Up’ and ‘Down’ classes with the *voting* prompt. In addition, we further provided the exemplars of ‘Irrelevant’

class. ‘Title’ in each new-added exemplar is also one news title, selected from the other trading days. Still, we ask five financial experts to assess labeling the newly added exemplars. As a third category ‘Irrelevant’ being added, we change the beginning instruction of the ‘*denoising-then-voting*’ method as: “Predict the impact of news passages on the stock trend into 3 classes: “Up”, “Down” or “Irrelevant”.

### A.2 Full Few-Shot Prompts for CSI and HK Predictions

For both CSI-100 and HK stock prediction, we follow the construction steps in A.1 and obtain the *standard* prompt shown in Figure 8, the *voting* prompt in Figure 9 and ‘*denoising-then-voting*’ method in Figure 10.

Predict the impact of news passages on the stock trend into 2 classes: "Up" or "Down".

Title: nigerien consumer prices declined 0.3% in november; food costs increased. jobless claims, factory data buoy recovery hopes. pope benedict commits vatican to upholding european money-laundering laws. u.k. home prices to drop next year as government spending cuts take. chinas stock index rises for second day as yuan, copper reach record high. bank of america \$590 million lehman payment order not final. golfer bob charles receives new zealands highest honor in new year list. wall st edges lower as year draws to a close. virginia tech falling short of selling orange bowl ticket allotment. ecbs nowotny wants euro crisis mechanism before 2013. groupon eyes ipo by end of 2011: report. treasuries set for biggest monthly loss among worlds bonds on growth data. thatcher accused boe head richardson of blocking her policy, archive shows. china defends rare earth quotas as in line with wto. john lewiss post-christmas sales beat its one-day record by more than 30%. sub-sahara africa stocks: access bank, mauritius commercial bank, nmh move. venezuela devalues bolivar for imported essential goods, unifying rates. skype iphone service may speed adoption of video calling on mobile phones. rattner settles with cuomo for \$10 million. natural-gas futures climb on forecasts for below-normal u.s. temperatures.

Label: Up

Title: economic stimulus could pass quickly-rep. hoyer. countrywide says helped avert 81,000 foreclosures. woolworths says christmas trading very challenging. corrected: citigroup sees \$15 bln writedown at merrill. china life says approached by u.s. financial firms. wells fargo sees higher charge-offs in 2008. market ends lower on intel disappointment. consumers strained by price surge last year. net inflows rise to highest in nearly 2 years. former mitsubishi motors head convicted for death. airbus posts record 2007 orders. vale studying brazil steel mill plans with tata, jfe. sony ericsson beats forecasts. boeing seen set to announce further 787 delay. \$8p500. nasdaq fall as intel fuels economy fears. brocade ex-ceo fined \$15 million in options case. amr posts loss on soaring fuel bill. customer satisfaction top u.s. issue in 2008: survey. cathay backs any air china bid for china eastern. bea accepts sweetened oracle offer.

Label:Down

Title: gazprom says gas sales to italy surged 44% in first quarter. bp capital mgmt lp holdings in 1st quarter: 13f alert. gazprom, china may sign gas contract by year-end, ria reports. nlb bank sale would hinder slovenias development. krizanic says. south african wineries will face grape shortage in 5 years, producer says. blue ridge capital holdings llc holdings in 1st quarter: 13f. italy march advertising spending: summary. rm posts first-half loss on lower sales, reorganization costs. alliance boots profit climbs 14% on wholesale expansion overseas. tiger woods says hes likely to be fit to play in next inauguration prayer challenge turned away by u.s. supreme court. orascom construction jumps most since march after acquisition. euro zone eyes greek debt move, backs portugal aid. mass grave for protesters discovered in syria, activist ammar qurabi says. paulson takes \$1 billion hewlett-packard stake, adds to gold bet. asian currencies decline, led by malaysia ringgit, on greek debt concern. mexico fluid-milk output to rise this year, usda unit says. kenyan olympic marathon champion wanjiru killed after falling from balcony. bp in last-minute attempt to salvage rosneft deal, ft reports. s&p offers to settle eu probe into securities identification.

Label:Up

Title: lehman brothers amends bankruptcy plan. vietnam stocks drop most since 2009 on rising inflation concern. u.s. rate futures: traders pare bets on 2011 fed hike. u.s. could sell whole gm stake within a year: wsj. general dynamics posts higher quarterly profit. boeing profit falls: shares down on outlook. jbs stock falls as rival bid for sara lee shunned. kodak loss mounts on digital sales, shares fall. toyota recalls over 1.7 million vehicles globally. motorola smartphones light, iphone already weighs. instant view: new home sales surge in december. starbucks sees higher 2011 coffee costs. ford recalls \$25,000 windstar minivans. cautious ceos counting on brics for growth. barclays to cut 1,000 uk retail banking jobs. china fines carrefour and wal-mart for manipulating prices. fed cautious on recovery, focused on joblessness. toyota recalls 1.7 million autos as quality woes mount. manufacturers rebounding, but still wary.

Label:Down

Title: gm asks u.s. government for funds to build hybrids. instant view: u.s. eases mark-to-market accounting. greenberg says aig problems not his fault. greenberg spars with lawmakers over aig mess. global stocks surge on g20 optimism, oil gains. bank clean-up may clash with accounting reforms. feds stern, critic of bank bailouts, set to retire. u.s. jobless claims highest in more than 26 years. swiss re to cut 1,150 jobs, shares up 7 percent. oil jumps nearly 9 percent as g20 deal boosts markets. bofa loses bid to ok countrywide suit settlement. bulls loom large in life of wall streets madoff. u.s. rulermaker eases mark-to-markets bite. instant view: rim results top expectations. mark-to-market rule set to lose a few teeth. in a u.s. office park, accountants shore up wall street. u.s. audit watchdog studies mark-to-market changes. ge, intel see big opportunity in home healthcare. u.s. marshals seize madoff home, boats in florida.

Label:Up

Title: stryker net up on sales. lockheed wins id card contract for u.s. ports: report. siemens to buy ugs for \$3.5 billion, plans ipo of vdo. microsoft cfo says taking cautious outlook on xbox. hartford posts higher q4 net. ebay net rises, auctions improve. blackstone ups bid for equity office. hyundai operating profit drops; competitions tough. indices slide on oils drop; microsoft up late. best buy to enter new overseas markets. planned media job cuts up 88 pct in 2006. gap not for sale, chief tells employees: report. halliburton gets tnk-bp contract worth \$100 million. marsh ceo mulling putnam options. charges push beazer homes to quarterly loss. dow chemical profits dip. suzuki motor sees global car sales up 8 pct in 2007. home sales drop in 2006 biggest in 17 years. at&t earnings rise on savings. qualcomm posts higher q1 net.

Label:Down

Title: Whats hidden in fannie, freddie settlements? prince williams charming choice to take leave. canadas deficit widens in first two months on inflation. Exxon mobil's \$105 million mtbe defeat upheld on appeal. First strut chairmans murder was contract killing, star reports. Australia banks fall most in year as investors sell out of rally. Voluntourism in Bali as a family vacation. Factbox: jpmorgans physical commodity trading. S&P 500 snaps 4-week gain amid earnings, stimulus concern. Mexico peso extends weekly drop on concern fed will cut stimulus. S&P capital timeline: insider scheme started in 1999. anhill to return funds after \$234 million malaysia ipo scrapped. Draghi pledges one year on rescues bonds not economy. Junk bond sales setting july record in Europe as returns recover. How to get Obama out of his bubble. Jurors hear of Tourres Goldman paid leave after SEC lawsuit.

Label:

Figure 5: The standard prompt for S&P 500 index prediction (20 titles).

	Predict the impact of news passages on the stock trend into 2 classes: "Up" or "Down".  Title: chinas stock index rises for second day as yuan, copper reach record high. Label: Up  Title: s&p500, nasdaq fall as intel fuels economy fears. Label: Down  Title: alliance boots profit climbs 14% on wholesale expansion overseas. Label: Up  Title: boeing profit falls; shares down on outlook. Label: Down  Title: global stocks surge on g20 optimism, oil gains. Label: Up  Title: home sales drop in 2006 biggest in 17 years. Label: Down
	Title: First strut chairman's murder was contract killing, star reports. Label:

Figure 6: The *voting* prompt w/o ‘Irrelevant’ category in S&P 500 index prediction.

	Predict the impact of news passages on the stock trend into 3 classes: "Up", "Down" or "Irrelevant".  Title: chinas stock index rises for second day as yuan, copper reach record high. Label: Up  Title: circuit city asks ex-workers to return. Label: Irrelevant  Title: s&p500, nasdaq fall as intel fuels economy fears. Label: Down  Title: alliance boots profit climbs 14% on wholesale expansion overseas. Label: Up  Title: white house asks agencies for 5% budget cuts. Label: Irrelevant  Title: boeing profit falls; shares down on outlook. Label: Down  Title: global stocks surge on g20 optimism, oil gains. Label: Up  Title: independent news makes \$2.2 bln offer for apn. Label: Irrelevant  Title: home sales drop in 2006 biggest in 17 years. Label: Down
9-shot in-context training examples	
1 test example	Title: First strut chairman's murder was contract killing, star reports. Label:

Figure 7: The proposed ‘*denoising-then-voting*’ method (9-shots) for S&P 500 index prediction. All exemplars in the prompt are from different trading days.



请将新闻标题按照其对股票趋势的影响，分为以下2类：“利好”或“利空”：（Predict the impact of news passages on the stock trend into 2 classes: "Up" or "Down".）

标题：被限制账号升至38个。中石油民生银行平安银行遭遇对冲。国电电力融资融券数据（8月3日）。光大证券：资金宽松支撑信用债需求。桑乐金：高比例股权激励，凸显长期发展信心。交通银行融资融券数据（8月3日）。安科瑞电气应邀参加2015中国国际建筑节能电气智能技术论坛。乐视网，中航资本等股票资金流速居前。银行板块跌0.86% 中信银行领涨。五粮液每瓶涨50元 业内：将引发其他名酒提价效应。三一重工大股东增持计划已完成。（Title: Number of Restricted Accounts Rises to 38; PetroChina, Minsheng Bank, Ping An Bank Experience Hedging; State Grid Power Financing and Margin Trading Data (August 3); Everbright Securities: Loose Funds Support Demand for Credit Bonds; Sang Le Jin: High Proportion of Equity Incentives Highlights Long-term Development Confidence (Huatai Securities); Bank of Communications Financing and Margin Trading Data (August 3); Ankorr Electric Invited to Attend 2015 China International Building Electrical Energy Conservation Technology Forum; LeTV, AVIC Capital, and Other Stocks Lead in Fund Flow Speed; Banking Sector Drops by 0.86%; CITIC Bank Leads the Decline; Wuliangye Liquor Raises Price by 50 yuan per Bottle; Industry Experts Say It Will Trigger Price Increase Effect on Other Famous Liquors; Sany Heavy Industry's Major Shareholder's Increase Holding Plan Completed.）

标签：利空（label: Down）

标题：招商证券：银行股基本面拐点确立继续看多。新华保险:保费收入强劲增长,投资收益再创新高，先别跳楼，耐心等待，行情还没结束（东方证券），万达院线停牌15日收购绯闻频出 乐视成其钟情对象，中国电建：要紧跟“一带一路”及沿线国家政策导向，康美药业与友搏药业签署战略合作协议，三一重工：正与国际知名公司共同开发“三防”智能手机，【公司】华泰证券H股超购278倍 一手中签率80%，手机圈门槛越来越低 三一重工也进来玩了，高盛高华证券--洋河股份:主业稳定增长,新业务积极布局。（China Merchants Securities: Basic Fundamentals of Banking Stocks Establish Turning Point, Remain Bullish; New China Insurance: Strong Growth in Premium Income, Investment Income Reaches New High; Don't Jump the Gun, Be Patient and Wait, the Market is Not Yet Over (Eastern Securities); Wanda Cinema Suspends Trading, Rumors of Frequent Acquisitions, LeTV Becomes its Favorite; China Electric Power Construction: Must Keep Up with the Policy Orientation of 'Belt and Road' and Countries Along the Route; Kangmei Pharmaceutical and Yubo Pharmaceuticals Sign Strategic Cooperation Agreement; Sany Heavy Industry: Collaborating with International Renowned Companies to Develop 'Ruggedized' Smartphones; 【Company, Huatai Securities H Shares Oversubscribed 278 Times, 80% Allotment Rate; Mobile Phone Industry Threshold Getting Lower, Sany Heavy Industry Joins the Game; Goldman Sachs Gao Hua Securities - Yanghe Shares: Stable Growth in Main Business, Active Layout in New Business.）

标签：利好（label: Up）

标题：国泰金：国泰金控股子公司国泰人寿公告取得中国信托商业银行10，大盘百点重挫 关注中国重工抄底，国泰君安：环保行业推荐国电清新碧水源和雪迪龙，兴业证券：两融“整改” 三层面影响市场，方正证券：浙江龙盛业绩弹性较大，券商要闻汇总：中信证券整顿两融业务（1月19日），中信证券获准开通股票期权经纪业务，万达院线等10新股披露中签号，光大证券：获准成为上交所股票期权交易参与者人，保险板块大跌9.99% 中国太保领跌（Guotai Junan: Guotai Junan Holdings Subsidiary Guotai Life Insurance Announces Acquisition of 10% Stake in China Trust Commercial Bank; Market Plunges by 100 Points, Focus on China Heavy Industry for Bargain Hunting; Guotai Junan: Environmental Industry Recommends Guodian Qingxin Bishuiyuan and Xuedilong; Industrials Securities: Three Aspects of Margin Trading 'Rectification' Impact the Market; Founder Securities: Zhejiang Longsheng Shows Greater Performance Flexibility; Securities News Summary: CITIC Securities Rectifies Margin Trading Business (January 19); CITIC Securities Approved to Launch Stock Options Brokerage Business; Wanda Cinema and 10 Other New Stocks Disclose Allotment Results; Everbright Securities: Approved as a Participant in Stock Options Trading on Shanghai Stock Exchange; Insurance Sector Plunges by 9.99%, China Taiping Insurance Leads the Decline.）

标签：利空（label: Down）

标题：光大银行获四大期债交易所保证金存管银行资格，万达院线入股时光网发力O2O 后者市场份额仅3%，航空股逆市反弹 中国国航H股大涨6%，中铝国际(02068.HK)发行首期2亿人民币短期融资券，中国国航融资融券数据（9月1日），陕西煤业融资融券数据（9月1日），光大银行，兴业银行等股票资金流速居前，委内瑞拉再从中国获50亿美元贷款以提高石油产量，中信证券股东是谁？，海通证券：传化股份打造物流+互联网+金融大平台（增持）（Everbright Bank Obtains Qualification as Custodian Bank for Margin Deposits from Four Major Futures Exchanges; Wanda Cinema Invests in Time Network to Boost O2O, with the Latter's Market Share at Only 3%; Aviation Stocks Rise Against the Market, China Airlines H Shares Soar by 6%; Aluminum Corporation of China International (02068.HK) Issues First Batch of 200 Million RMB Short-term Financing Bonds; China Airlines Financing and Margin Trading Data (September 1); Shaanxi Coal Industry Financing and Margin Trading Data (September 1); Everbright Bank, Industrial Bank, and Other Stocks Lead in Fund Flow Speed; Venezuela Obtains \$5 Billion Loan from China Again to Increase Oil Production; Who are the Shareholders of CITIC Securities?; Haitong Securities: Chuanhua Shares Building a Logistics + Internet + Finance Platform (Increase Holding).）

标签：利好（label: Up）

标题：中国中车融资融券数据（12月4日），惠誉上调浦发银行评级，长城汽车融资融券数据（12月4日），花旗集团：维持上海电气（2727.HK）卖出评级，贵州茅台融资融券数据（12月4日），平安银行行长邵平：房地产业未来5年进入稳态，招商证券将召开年度策略会，魔咒周二重演吗？广发证券：内陆核电迎主题性投资机会 关注5股，国泰君安晨会纪要-151207，招商证券母公司11月净利润环比下滑3%。（CRRC Corporation Limited Financing and Securities Lending Data (December 4th), Fitch Ratings Upgrades Shanghai Pudong Development Bank, Great Wall Motors Financing and Securities Lending Data (December 4th), Citigroup: Maintains a Sell Rating on Shanghai Electric Group (2727.HK), Guizhou Maotai Financial and Securities Lending Data (December 4th), Ping An Bank President Shao Ping: Real Estate Industry Enters a Phase of Stability and Seeking Change in the Next 5 Years, China Merchants Securities to Hold Annual Strategy Meeting, Will the Tuesday Curse Repeat? GF Securities: Inland Nuclear Power Presents Thematic Investment Opportunities, Focus on 5 Stocks, Guotai Junan Morning Meeting Minutes - 151207, China Merchants Securities' Parent Company's November Net Profit Declines by 3% Month-on-Month.）

标签：（label: ）

Figure 8: The *standard* prompt for CSI-100 & HK stock trend prediction.

<p>请将新闻标题按照其对股票趋势的影响，分为以下2类：“利好”或“利空”：(Predict the impact of news passages on the stock trend into 2 classes: "Up" or "Down".)</p> <p>标题：银行板块跌0.86% 中信银行领跌 (Title: Banking Sector Drops by 0.86%, CITIC Bank Leads the Decline) 标签：利空 (Label: Down)</p> <p>标题：华泰证券H股超购278倍 一手中签率80% (Title: Huatai Securities H Shares Oversubscribed 278 Times, 80% Allotment Rate) 标签：利好 (Label: Up)</p> <p>标题：大盘百点重挫 关注中国重工抄底 (Title: Market Plunges by 100 Points, Focus on China Heavy Industry for Bargain Hunting) 标签：利空 (Label: Down)</p> <p>标题：光大银行，兴业银行等股票资金流速居前 (Title: Everbright Bank, Industrial Bank, and Other Stocks Lead in Fund Flow Speed) 标签：利好 (Label: Up)</p>	<p>标题：平安银行行长邵平：房地产业未来5年进入稳中求变 (Ping An Bank President Shao Ping: Real Estate Industry Enters a Phase of Stability and Seeking Change in the Next 5 Years.) 标签： (Label: )</p>
--	--

Figure 9: The *voting* prompt w/o ‘Irrelevant’ category in CSI-100 & HK stock trend prediction.

6-shot in-context training examples	<p>请将新闻标题按照其对股票趋势的影响，分为以下3类：“利好”，“利空”或“无关”：(Predict the impact of news passages on the stock trend into 3 classes: "Up", "Down" or "Irrelevant".)</p> <p>标题：中国银行学子教育与留学论坛点亮留学之路(组图) (Title: China Bank Scholar Education and Study Abroad Forum Illuminates the Path of Study Abroad (Photo Gallery)) 标签：无关 (Label: Irrelevant)</p> <p>标题：银行板块跌0.86% 中信银行领跌 (Title: Banking Sector Drops by 0.86%, CITIC Bank Leads the Decline) 标签：利空 (Label: Down)</p> <p>标题：华泰证券H股超购278倍 一手中签率80% (Title: Huatai Securities H Shares Oversubscribed 278 Times, 80% Allotment Rate) 标签：利好 (Label: Up)</p> <p>标题：上港集团董事长陈戌源：我和总书记聊足球 (Title: Chen Xuyuan, Chairman of Shanghai SIPG Group: My Conversation with the General Secretary about Football) 标签：无关 (Label: Irrelevant)</p> <p>标题：大盘百点重挫 关注中国重工抄底 (Title: Market Plunges by 100 Points, Focus on China Heavy Industry for Bargain Hunting) 标签：利空 (Label: Down)</p> <p>标题：光大银行，兴业银行等股票资金流速居前 (Title: Everbright Bank, Industrial Bank, and Other Stocks Lead in Fund Flow Speed) 标签：利好 (Label: Up)</p>
1 test example	<p>标题：香港广发证券经纪：首次给予科通芯城 (0400.HK) 增持评级 (Guangfa Securities Brokerage Hong Kong: First-Time Upgrade Rating for GigaDevice Semiconductor (0400.HK)) 标签： (Label: )</p>

Figure 10: The ‘*denoising-then-voting*’ method (6-shots) for CSI-100 & HK stock trend prediction.