

# GCS\*: Forward Heuristic Search on Implicit Graphs of Convex Sets

Shao Yuan Chew Chia, Rebecca H. Jiang, Bernhard Paus Graesdal,  
Leslie Pack Kaelbling, and Russ Tedrake

Massachusetts Institute of Technology, Cambridge, MA 02139, USA  
{shaoyuan, rhjiang, graesdal, lpk, russt}@mit.edu

**Abstract.** We consider large-scale, implicit-search-based solutions to the Shortest Path Problems on Graphs of Convex Sets (GCS). We propose GCS\*, a forward heuristic search algorithm that generalizes A\* search to the GCS setting, where a continuous-valued decision is made at each graph vertex, and constraints across graph edges couple these decisions, influencing costs and feasibility. Such mixed discrete-continuous planning is needed in many domains, including motion planning around obstacles and planning through contact. This setting provides a unique challenge for best-first search algorithms: the cost and feasibility of a path depend on continuous-valued points chosen along the entire path. We show that by pruning paths that are cost-dominated over their entire terminal vertex, GCS\* can search efficiently while still guaranteeing cost optimality and completeness. To find satisficing solutions quickly, we also present a complete but suboptimal variation, pruning instead reachability-dominated paths. We implement these checks using polyhedral-containment or sampling-based methods. The sampling-based implementation is probabilistically complete and asymptotically cost optimal, and performs effectively even with minimal samples in practice. We demonstrate GCS\* on planar pushing tasks where the combinatorial explosion of contact modes renders prior methods intractable and show it performs favorably compared to the state-of-the-art. Project website: [shaoyuan.cc/research/gcs-star/](http://shaoyuan.cc/research/gcs-star/)

**Keywords:** Algorithmic Completeness and Complexity · Task Planning  
· Motion and Path Planning · Manipulation.

## 1 Introduction

Many real-world planning problems involve making discrete and continuous decisions jointly. Collision-free motion planning selects whether to go left or right around an obstacle along with a continuous trajectory to do so. In Task and Motion Planning (TAMP), discrete task-level decisions about the type and sequence of actions are intimately coupled with continuous robot motions and object configurations. For example, where a robot grasps a hockey stick impacts its ability to hook an object [10]; in the construction of a tower, the order in which materials are assembled, as well as their geometric relationships, affect stability [6,19].

A natural representation of such a problem structure is the Graph of Convex Sets (GCS) [12]. In a GCS, graph vertices represent these discrete choices, with

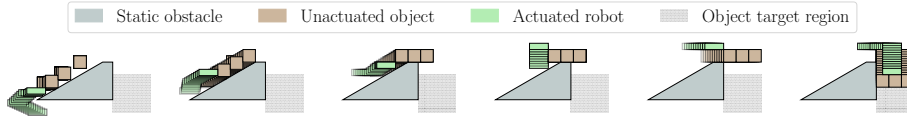


Fig. 1: An  $\epsilon$ -suboptimal solution found in 21.9s by GCS\* using sampling-based REACHESCHEAPER domination checks on the STACK planar pushing task. STACK is formulated as a GCS problem with approximately  $1.3 \times 10^9$  vertices and up to  $8.5 \times 10^{17}$  edges.

edges denoting allowed transitions. A continuous decision within each vertex is encoded by a *point* constrained to lie within a convex set associated with the vertex. For example, the free configuration space around an obstacle may be (sometimes approximately) decomposed into a number of intersecting convex regions in which trajectory segments can be planned. The point associated with each vertex, which encodes the motion within the corresponding free-space region, could be, for example, a sequence of positions at a fixed number of knot points [11]. In the case of a single knot point, the associated vertex’s convex set is simply the corresponding convex free-space set. In the case of more knot points, the vertex’s set would be the higher-dimensional set in which each knot point is contained within the free-space set. In this example, intersecting free-space regions lead to graph edges. A valid way to get around the obstacle involves a *path* – a sequence of vertices – through the graph, along with a *trajectory* – a sequence of continuous-valued points assigned to vertices on the path. Importantly, in such problems, there may be constraints coupling points across edges, presenting a fundamental difference from classical graph search problems. For example, for trajectory continuity, knot points across an edge must coincide.

While Shortest-Path Problems (SPPs) in discrete graphs can be solved in polynomial time, SPPs in GCS are NP-hard [12]. Small problems can be solved with a Mixed-Integer Convex Program (MICP) formulation, and Marcucci et al. improve scalability via a tight convex relaxation [12]. However, these approaches become intractable as the graph grows. Many discrete-continuous problems exhibit a combinatorial explosion of discrete modes, e.g., in a manipulation task where contact dynamics between every pair of bodies are considered. In TAMP problems, the search space is typically so large that explicit enumeration of the search space is impractical. For such problems, we can instead define a graph implicitly via a source vertex and a successor operator that acts on a vertex and returns all outgoing edges. Implicit graph search algorithms use this representation to solve SPPs without loading the entire graph in memory. A\* is a notable implicit graph search algorithm for SPP on discrete graphs [5]. However, key differences between discrete graphs and GCS make search in GCS more challenging.

The SPP on a discrete graph has the optimal substructure property [1]: All sub-paths of an optimal path between two vertices are themselves optimal paths between the first and last vertices they traverse. However, the SPP on a GCS lacks this property. Importantly, as exemplified in fig. 2, *a sub-path of an optimal path on a GCS is not necessarily the cheapest way to go between that subpath’s first and last vertices*. Thus, when considering whether a partial path to the target could be a sub-path of an optimal path, it is insufficient to simply ask

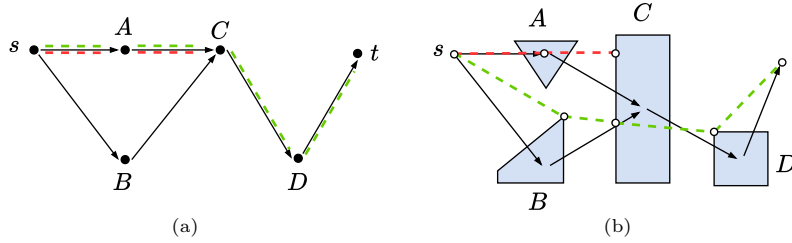


Fig. 2: An abstract discrete graph (a) and GCS (b), for example, mapping to the path planning problem for a hopping robot tasked to hop from  $s$  to  $t$  across stepping stones. Arrows are edges between vertices. Vertices are represented as black dots in (a) and via their (blue) convex sets in (b). White dots are trajectory points on the GCS. Edge costs are the Euclidean distances traversed between vertices. A discrete graph (a) has the optimal substructure property while a GCS (b) does not. In (a), the optimal path between  $s$  and  $C$  (red) is a sub-path of the optimal path between  $s$  and  $t$  (green), which goes through  $C$ . In (b), the optimal path between  $s$  and  $C$  is not a sub-path of the optimal path between  $s$  and  $t$ , which goes through  $C$ .

whether it is the cheapest way to get to its terminal vertex. A\* (or any best-first search algorithm) on a discrete graph prunes a path when its cost-to-come is dominated by another path terminating in the same vertex because it thus cannot be a sub-path of an optimal path [17]. However, a naive application of A\* to GCS could prune an important sub-path, preventing the optimal path from being returned. We leverage the key insight that, while the optimal substructure property does not hold on the vertex or convex-set level in GCS, it does hold on the point level: Given an optimal path and trajectory, any sub-path is optimal to reach its own final point. We allow paths to visit repeated vertices in order to maintain this property [13]. The point-level optimal substructure property holds because the optimal way to reach a point is independent of the optimal way to continue on from that point. However, this is only true if visiting a particular vertex on the way to that point does not exclude that vertex from being visited when continuing on. It is well-known that shortest paths on discrete graphs never revisit vertices [1]; however, this property does not hold on a GCS because a different point may be visited each time. For readability, we continue to use the term “path” even though this term traditionally excludes cycles.

More severe than the loss of optimality is the loss of completeness. Because a GCS may have constraints coupling points across edges, a path may not be feasible even if all edges connect the sequence of vertices. As a result, A\* on a GCS might prune a candidate path even though the cheaper alternate path is infeasible for reaching the target. An example is shown in fig. 3.

In this paper, we address these challenges and generalize A\* to the GCS setting. We call our algorithm GCS\* (sec. 4), leveraging two key insights. First, to retain completeness, the algorithm must keep track of every path that reaches previously unreached points within a set. Second, to retain optimality, the algorithm must keep track of every path that reaches *any* point in a set more cheaply than alternate paths. These insights give rise to domination checks we call REACHESCHEAPER and REACHESNEW (sec. 4.2). Using REACHESCHEAPER with an admissible heuristic makes GCS\* optimal, while using REACHESNEW prunes paths more aggressively, sacrificing optimality for speed, but retaining

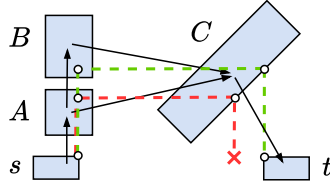


Fig. 3: A contrived example of a GCS where points spanning edges  $(s, A)$ ,  $(s, B)$ , and  $(C, t)$  are constrained to be vertically aligned, and points spanning  $(A, C)$  and  $(B, C)$  horizontally aligned.  $A^*$  prunes  $[s, B, C]$  since it has higher cost-to-come than  $[s, A, C]$ . However,  $[s, A, C, t]$  is infeasible (red), while  $[s, B, C, t]$  is feasible (green).

completeness<sup>1</sup>. We present polyhedral-containment-based implementations of these checks, and prove completeness and optimality of  $GCS^*$  (sec. 4.3). However, we achieve significant speed improvements with only mildly suboptimal results with sampling-based implementations, under which  $GCS^*$  is complete and optimal in the limit of infinite samples.

Finally, we formulate planar pushing as a GCS problem in sec. 5, and share  $GCS^*$  results for tasks with multiple moving objects and multi-step solutions in sec. 6. Such problems are notorious for combinatorially exploding discrete options. For example, the STACK task (fig. 1) leads to approximately  $10^9$  sets and up to  $10^{18}$  edges, making it wildly intractable for methods that require loading the graph into memory, but sampling-based  $GCS^*$  finds a solution in 21.9 seconds. Two key strengths of the best-first search framework extend to  $GCS^*$ . First,  $GCS^*$  is able to solve huge problems that are intractable for methods which require explicit construction of the graph. Second, search effort is proportional to query difficulty. In contrast, methods that solve the problem as a single optimization program require full effort regardless of query difficulty. Similar to  $A^*$ ,  $GCS^*$  also guides the search using a priority function that sums the cost-to-come and heuristic cost-to-go. Exactly as in weighted  $A^*$ , inflation of the heuristic can be used to trade-off bounded sub-optimality with speed [16].

## 2 Related Work

We overview three approaches to discrete-continuous planning: sampling-based, optimization-based, and hybrid methods that combine graph search with sampling or optimization. Sampling-based methods, like Rapidly-exploring Random Trees [9] and Probabilistic Roadmap Method [8] were developed for path planning with obstacles. Unlike trajectory optimization, which can fail to find feasible solutions, sampling-based methods are typically probabilistically complete. However, incorporating continuous differential constraints on discrete samples is challenging, often making kinodynamic versions of these algorithms less effective [11].

To achieve both the completeness of sampling-based methods and trajectory optimization’s ease of handling continuous constraints, some have proposed posing the entire problem as a single MICP, solving a convex relaxation, and applying a cheap rounding step to recover a feasible solution. This strategy has

<sup>1</sup> Similar to  $A^*$  [17],  $GCS^*$  is complete if a solution exists or the user defines a limit on the length of paths that can be returned.

been applied to motion planning around obstacles for high-dimensional robotic systems [11] and planar pushing of a single object [4]. We extend these benefits to the class of problems too large to be posed as a single optimization program.

To solve large problems modelled implicitly, many TAMP algorithms perform a tree search, alternating between choosing a discrete action and sampling continuous action parameters [3]. However, using sampling to determine feasibility of a sequence of abstract actions does not provide a guaranteed answer in finite time. Other hybrid methods combine graph search with optimization over continuous variables. Using optimization to set path expansion priority allows continuous considerations to closely inform discrete search. Logic-Geometric Programming [19,20] uses non-linear programming (NLP) to guide the search, but the non-convexity of NLP leads to the loss of completeness and optimality. We build on these ideas, additionally requiring a convex decomposition of configuration space. While this can be non-trivial to generate [2,21], convex optimization allows us to determine the feasibility of a path in GCS absolutely, and perform domination checks that enable completeness and global optimality.

INSATxGCS (IxG) and IxG\* [15] adapt INTERleaved Search and Trajectory Optimization (INSAT) [14] for collision-free GCS motion planning [11]. These algorithms demonstrated impressive speedups over the convex relaxation and rounding approach [11] across a range of tasks including multi-arm assembly. However, IxG is only complete under the assumption that all edge constraints along any path in the graph can be satisfied. It does not address the challenge that a path with individually feasible edge constraints can still be jointly infeasible, as in fig. 3. Edge constraints add significant expressivity to GCS and are heavily used, including by Marcucci et al. [11] and Graesdal et al. [4]. While IxG\* is complete without this assumption, it uses IxG as a subroutine to generate an upper bound on the optimal cost of the solution. Supposing IxG fails to find a feasible path, IxG\* will use infinity as a trivial upper bound. Then IxG\* will not prune *any* paths, rendering large problems intractable. Furthermore, while the main search of IxG and IxG\* can be done on implicit graphs, both methods use a precomputed heuristic that requires explicit graphs. In this paper we build on this approach, addressing the case where graphs are too large to be explicitly constructed. For example, we estimate it would take 337 days just to explicitly generate all the sets of the graph of the STACK task shown in fig. 1.

### 3 Problem Formulation

A GCS [12] is a directed graph  $G := (\mathcal{V}, \mathcal{E})$  defined by a (potentially infinite) set of vertices  $\mathcal{V}$  and edges  $\mathcal{E} \subset \mathcal{V}^2$ , where  $(u, v) \in \mathcal{E}$  if the graph allows transitions from vertex  $u$  to vertex  $v$ :  $v$  is a *successor* of  $u$ . Each vertex  $v \in \mathcal{V}$  is paired with a compact convex set  $\mathcal{X}_v$ . These sets may live in different spaces. We assume each vertex has a finite number of successors. The graph is implicitly defined via source vertex  $s \in \mathcal{V}$  and operator SUCCESSORS that, when applied to a vertex  $u$ , returns all successors  $v_i$  of  $u$ . We define a path  $\mathbf{v}$  in graph  $G$  as a sequence of vertices where  $\mathbf{v}_i$  gives the  $i$ -th vertex in the sequence and each  $\mathbf{v}_{i+1}$  is a successor of  $\mathbf{v}_i$ . Likewise, we define a trajectory  $\mathbf{x}$  on path  $\mathbf{v}$  as a sequence of

points in the sets associated with  $\mathbf{v}$ ,  $\mathbf{x}_i \in \mathcal{X}_{\mathbf{v}_i}$ . We also overload the indexing of  $\mathbf{x}$  to go by vertex, such that  $\mathbf{x}_{\mathbf{v}_i} := \mathbf{x}_i$ . We denote the first and last vertices in the path  $\mathbf{v}$  as  $\mathbf{v}_{\text{start}} := \mathbf{v}_0$  and  $\mathbf{v}_{\text{end}}$  respectively, and the edges traversed by  $\mathbf{v}$  as  $\mathcal{E}_{\mathbf{v}}$ . The cost of edge  $e := (u, v)$  is determined by a proper, closed, convex, positive, bounded-away-from-zero function of its endpoints  $c(\mathbf{x}_u, \mathbf{x}_v)$ . The latter stipulation ensures finite optimal paths when cycles are permitted. Each edge can additionally have constraints  $(\mathbf{x}_u, \mathbf{x}_v) \in \mathcal{X}_e$ , where  $\mathcal{X}_e$  is a closed convex set. For source vertex  $s \in \mathcal{V}$  and target vertex  $t \in \mathcal{V}$ , the SPP in GCS is

$$\underset{\mathbf{v}, \mathbf{x}}{\text{minimize}} \quad \sum_{(u,v) \in \mathcal{E}_{\mathbf{v}}} c(\mathbf{x}_u, \mathbf{x}_v) \quad (1a)$$

$$\text{subject to} \quad \mathbf{v}_{\text{start}} = s, \mathbf{v}_{\text{end}} = t, \quad (1b)$$

$$\mathbf{v}_{i+1} \in \text{SUCCESSORS}(\mathbf{v}_i), \quad \forall i \in [0, \text{end} - 1], \quad (1c)$$

$$\mathbf{x}_v \in \mathcal{X}_v, \quad \forall v \in \mathbf{v}, \quad (1d)$$

$$(\mathbf{x}_u, \mathbf{x}_v) \in \mathcal{X}_e, \quad \forall e := (u, v) \in \mathcal{E}_{\mathbf{v}}. \quad (1e)$$

If  $\mathbf{v}$  is fixed, prog. (1) becomes convex and easy to solve; we call this program **CONVEXRESTRICTION**. Given  $\mathbf{v}$ , solving **CONVEXRESTRICTION** determines its corresponding optimal cost and optimal trajectory  $\mathbf{x}$ .

## 4 Approach

### 4.1 Graph Search Formulation

A\* (alg. 1) searches over paths from the source, pruning some and expanding others based on estimated costs of extending to reach the target, until a path reaches the target and is returned. In particular, paths await expansion in a priority queue  $Q$  ordered by total cost estimate  $\tilde{f}$  (line 6). Often, instead of specifying  $\tilde{f}$  directly, a user equivalently provides  $\tilde{h}$ , a heuristic that estimates costs-to-go from vertices to the target, and  $\tilde{f}$  is computed as the sum of  $\tilde{h}$  and cost-to-come  $\tilde{g}$ . A path is pruned via a domination check if its cost-to-come  $\tilde{g}$  is higher than that of the current best path reaching the same vertex (line 10). This current best path for each vertex is stored in a dictionary  $S$  (line 11). Equivalently,  $\tilde{f}$  can be compared since paths reaching the same vertex share an  $\tilde{h}$  value. We use the term “domination check” generically to refer to a function that determines whether a candidate path should be pruned or added to  $Q$ . We call a path *expanded* if it has been popped from  $Q$  (line 6). We call a vertex *expanded* if any path terminating at it has been expanded.

GCS\* (alg. 2) proceeds similarly. The key difference is the use of a different domination check **NOTDOMINATED**  $\in \{\text{REACHESCHEAPER}, \text{REACHESNEW}\}$  (defined in sec. 4.2). To facilitate these domination checks, GCS\* maintains a dictionary  $S$  containing a set of un-pruned paths reaching each vertex. This is in contrast to A\*, which stores a single path reaching each vertex. For any vertex  $v \in \mathcal{V}$ , we define  $f^*(v)$  as the optimal cost of prog. (1) with the additional constraint that  $v \in \mathbf{v}$  (var.  $\mathbf{v}$  from prog. (1)). That is,  $f^*(v)$  is the cost of an optimal solution constrained to visit vertex  $v$ . Similarly, for any point  $x \in \mathcal{X}_v$  for some  $v \in \mathcal{V}$ , we overload  $f^*(x)$  to be the optimal cost of prog. (1) with the additional

constraint that  $x \in \mathbf{x}$  (var.  $\mathbf{x}$  from prog. (1)). That is,  $f^*(x)$  is the cost of an optimal solution constrained to visit continuous-valued point  $x$ . Let  $g^*(x)$  be the optimal cost-to-come to point  $x$  from  $s$ , and  $h^*(x)$  be the optimal cost-to-go from  $x$  to  $t$ , both infinite if infeasible. If  $x \in \mathcal{X}_v$  is on the optimal path through  $v$ , we have  $f^*(v) = g^*(x) + h^*(x)$ . Note that  $f^*(x)$ ,  $g^*(x)$ , and  $h^*(x)$  are well defined even if  $x$  is contained in (intersecting) sets corresponding to multiple vertices.

In general,  $f^*$ ,  $g^*$ , and  $h^*$  cannot be computed without solving prog. (1). Instead, we define computationally viable functions  $\tilde{f}$ ,  $\tilde{g}$  and  $\tilde{h}$ . A\* uses a heuristic function for estimating the cost-to-go from a vertex to the target. Extending this to GCS\*, we use a heuristic function  $\tilde{h}(x)$  that estimates the cost-to-go from a point  $x$  to the target. We assume  $\tilde{h} \geq 0$ . Furthermore,  $\tilde{h}$  must be *pointwise admissible* (def. 1) in order for optimality guarantees (sec. 4.3) to hold. We extend the classical definition of admissibility over vertices to a pointwise definition:

**Definition 1.** A heuristic function  $\tilde{h}$  is pointwise admissible if

$$\tilde{h}(x) \leq h^*(x), \quad \forall x \in \mathcal{X}_v, \quad \forall v \in \mathcal{V}.$$

Next, we define  $\tilde{g}$  and  $\tilde{f}$ . No longer referring to the variables from prog. (1), let  $\mathbf{v}$  be a candidate partial path to the target such that  $\mathbf{v}_{\text{start}} = s$ , but  $\mathbf{v}_{\text{end}}$  is not necessarily  $t$ . Let  $\mathbf{x}^*(\mathbf{v})$  denote an optimal trajectory through  $\mathbf{v}$  subject to the heuristic  $\tilde{h}$  assigning the cost from  $\mathbf{x}^*(\mathbf{v})_{\text{end}}$  to  $t$ . Then  $\tilde{g}(\mathbf{v}, x)$  for  $x \in \mathcal{X}_{\mathbf{v}_{\text{end}}}$  is the optimal cost-to-come to  $x$  via  $\mathbf{v}$ . Then,  $\tilde{f}(\mathbf{v}) := \tilde{g}(\mathbf{v}, \mathbf{x}^*(\mathbf{v})_{\text{end}}) + \tilde{h}(\mathbf{x}^*(\mathbf{v})_{\text{end}})$ . To evaluate the total cost estimate for a path restricted to pass through a specific  $x \in \mathcal{X}_{\mathbf{v}_{\text{end}}}$ , we overload  $\tilde{f}(\mathbf{v}, x) := \tilde{g}(\mathbf{v}, x) + \tilde{h}(x)$ . CONVEXRESTRICTION can be used to evaluate  $\tilde{g}(\mathbf{v}, x)$  and  $\tilde{f}(\mathbf{v}, x)$ , and additionally  $\mathbf{x}^*(\mathbf{v})$  and  $\tilde{f}(\mathbf{v})$  if  $\tilde{h}$  is convex.

---

**Algorithm 1** Discrete A\*

---

**Input:**  $s, t, \tilde{f}, \tilde{g}$ , SUCCESSORS

**Output:** Path from  $s$  to  $t$  or Fail

```

1:  $\mathbf{v} = [s]$ 
2:  $S \leftarrow \{s : \mathbf{v}\}$   $\triangleright$  Dict. of paths
3:  $Q \leftarrow$  priority queue ordered by  $\tilde{f}$ 
4:  $Q.\text{ADD}(\mathbf{v})$ 
5: while  $Q \neq \emptyset$  do
6:    $\mathbf{v} \leftarrow Q.\text{POP}()$ 
7:   if  $\mathbf{v}_{\text{end}} = t$  then return  $\mathbf{v}$ 
8:   for all  $v' \in \text{SUCCESSORS}(\mathbf{v}_{\text{end}})$  do
9:      $\mathbf{v}' = [\mathbf{v}, v']$ 
10:    if  $v' \notin S$  or  $\tilde{g}(\mathbf{v}') < \tilde{g}(S[v'])$  then
11:       $S[v'] = \mathbf{v}'$ 
12:       $Q.\text{ADD}(\mathbf{v}')$ 
13: return Fail

```

---



---

**Algorithm 2** GCS\*

---

**Input:**  $s, t, \tilde{f}$ , NOTDOMINATED, SUCCESSORS

**Output:** Path from  $s$  to  $t$  or Fail

```

1:  $\mathbf{v} = [s]$ 
2:  $S \leftarrow \{s : \{\mathbf{v}\}\}$   $\triangleright$  Dict. of sets of paths
3:  $Q \leftarrow$  priority queue ordered by  $\tilde{f}$ 
4:  $Q.\text{ADD}(\mathbf{v})$ 
5: while  $Q \neq \emptyset$  do
6:    $\mathbf{v} \leftarrow Q.\text{POP}()$ 
7:   if  $\mathbf{v}_{\text{end}} = t$  then return  $\mathbf{v}$ 
8:   for all  $v' \in \text{SUCCESSORS}(\mathbf{v}_{\text{end}})$  do
9:      $\mathbf{v}' = [\mathbf{v}, v']$ 
10:    if NOTDOMINATED( $\mathbf{v}', S[v']$ ) then
11:       $S[v'].\text{ADD}(\mathbf{v}')$ 
12:       $Q.\text{ADD}(\mathbf{v}')$ 
13: return Fail

```

---



## 4.2 Domination Checks

GCS\* uses one of two domination checks, REACHESCHEAPER or REACHESNEW. In general, we compute approximate checks, as exact checks are not tractable. Under exact or conservative REACHESCHEAPER checks, GCS\* is optimal. Satisficing solutions can be found more quickly using REACHESNEW. Under exact or conservative REACHESNEW checks, GCS\* is complete.

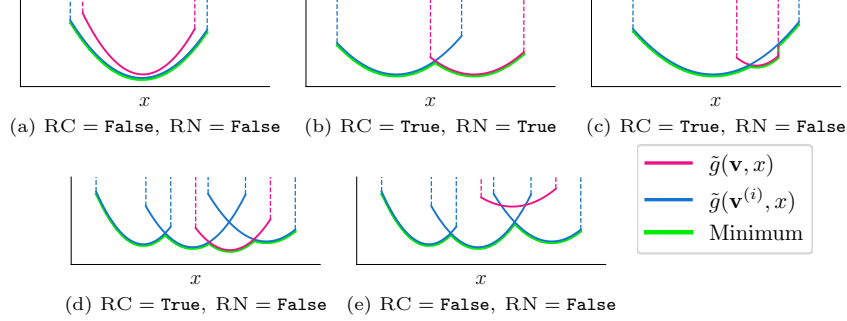


Fig. 4: A variety of scenarios for REACHESCHEAPER (RC) and REACHESNEW (RN), where the dimension of  $\mathbf{v}_{\text{end}}$  is 1. The candidate path  $\mathbf{v}$  (pink), and alternate paths  $\{\mathbf{v}^{(i)} | i \in \{1, 2, 3\}\}$  (blue) are the 1st and 2nd arguments, respectively. Points  $x$  for which  $\tilde{g}(\mathbf{v}, x)$  is not drawn (outside dashed lines) are unreachable via path  $\mathbf{v}$  due to constraints, and  $\tilde{g}(\mathbf{v}, x) = \infty$ .

We say that a candidate path  $\mathbf{v}$  REACHESCHEAPER if there is a point  $x \in \mathcal{X}_{\mathbf{v}_{\text{end}}}$  such that the cost-to-come via  $\mathbf{v}$  is lower than via all alternate paths  $\mathbf{v}'$  stored in  $S$  that also terminate at  $\mathbf{v}_{\text{end}}$ , as in fig. 4 (b), (c), and (d):

$$\begin{aligned} \text{REACHESCHEAPER}(\mathbf{v}, S[\mathbf{v}_{\text{end}}]) &:= \exists x \in \mathcal{X}_{\mathbf{v}_{\text{end}}} \\ \text{s.t. } &\tilde{g}(\mathbf{v}, x) < \tilde{g}(\mathbf{v}', x), \forall \mathbf{v}' \in S[\mathbf{v}_{\text{end}}]. \end{aligned} \quad (2)$$

The intuition for such a check guaranteeing optimality (proven in sec. 4.3) is that GCS\* can only prune  $\mathbf{v}$  if it is not the strictly cheapest way found to reach any point in  $\mathbf{v}_{\text{end}}$ .

We say candidate path  $\mathbf{v}$  REACHESNEW if there is a point  $x \in \mathcal{X}_{\mathbf{v}_{\text{end}}}$  that is feasible to reach via  $\mathbf{v}$  and infeasible via all alternate paths  $\mathbf{v}'$  stored in  $S$  that also terminate at  $\mathbf{v}_{\text{end}}$ , as in fig. 4 (b):

$$\begin{aligned} \text{REACHESNEW}(\mathbf{v}, S[\mathbf{v}_{\text{end}}]) &:= \exists x \in \mathcal{X}_{\mathbf{v}_{\text{end}}} \\ \text{s.t. } &(\tilde{g}(\mathbf{v}, x) < \infty) \wedge (\tilde{g}(\mathbf{v}', x) = \infty, \forall \mathbf{v}' \in S[\mathbf{v}_{\text{end}}]). \end{aligned} \quad (3)$$

The same intuition can be applied to understanding REACHESNEW, but considering how edge constraints along the entire path affect feasibility rather than cost. Note that REACHESNEW implies REACHESCHEAPER since the cost of any feasible path is finite, but REACHESCHEAPER does not imply REACHESNEW.

**Sampling-based Implementation.** The simplest and fastest approach to approximating REACHESCHEAPER and REACHESNEW queries is to check whether



sample points  $x \in \mathcal{X}_{\mathbf{v}_{\text{end}}}$  satisfy the conditions in eq. (2) and eq. (3) respectively, returning **True** if any such point is found. These approximations are not conservative: the condition that any qualifying point is found is sufficient but not necessary; for example, in fig. 4 (d), sparse sampling may miss the interval where  $\tilde{g}(\mathbf{v}, x)$  is lower than the others, leading REACHESCHEAPER to return **False**, signaling that  $\mathbf{v}$  is dominated, when in fact it is not. Samples are drawn uniformly in  $\mathcal{X}_{\mathbf{v}_{\text{end}}}$  and then projected onto the reachable set (defined formally in eq. (4)). Under this implementation, GCS\* is probabilistically complete and asymptotically optimal, i.e. complete and optimal in the limit of infinite samples per check. We discuss this further in sec. 4.3.

**Polyhedral-containment-based Implementation.** We will see in sec. 4.3 that conservative (necessary but not sufficient) approximations of REACHESNEW and REACHESCHEAPER enable completeness and optimality guarantees. We formulate such checks via polyhedral containment queries. In part, these checks are conservative in that they check only *single domination*: In contrast to sampling, they compare  $\mathbf{v}$  to individual elements in  $S[\mathbf{v}_{\text{end}}]$ . These checks can detect reachability domination like in fig. 4 (a) and (c) and cost domination like in fig. 4 (a), but not reachability domination like in (d) or (e), or cost domination like in (e). For convenience, we define the set  $\mathcal{P}$  in which a trajectory  $\mathbf{x}$  corresponding to a path  $\mathbf{v}$  must reside,

$$\mathcal{P}_{\mathbf{v}} := \{\mathbf{x} \mid \mathbf{x}_v \in \mathcal{X}_v \ \forall v \in \mathbf{v}, (\mathbf{x}_u, \mathbf{x}_v) \in \mathcal{X}_{(u,v)} \ \forall (u,v) \in \mathcal{E}_{\mathbf{v}}\}.$$

For a path  $\mathbf{v}$ , the set in  $\mathcal{X}_{\mathbf{v}_{\text{end}}}$  reachable via  $\mathbf{v}$  is

$$\mathcal{S}_{\mathbf{v}} := \{x \in \mathcal{X}_{\mathbf{v}_{\text{end}}} \mid \exists \mathbf{x} \in \mathcal{P}_{\mathbf{v}} \text{ s.t. } x = \mathbf{x}_{\text{end}}\}. \quad (4)$$

A necessary and sufficient check for REACHESNEW is then

$$\mathcal{S}_{\mathbf{v}} \not\subseteq \bigcup_{\mathbf{v}' \in S[\mathbf{v}_{\text{end}}]} \mathcal{S}_{\mathbf{v}'}.$$

The epigraph of the optimal cost-to-come over the set  $\mathcal{X}_{\mathbf{v}_{\text{end}}}$  is

$$\mathcal{C}_{\mathbf{v}} := \{(x, l) \in \mathcal{X}_{\mathbf{v}_{\text{end}}} \times \mathbb{R} \mid \exists \mathbf{x} \in \mathcal{P}_{\mathbf{v}} \text{ s.t. } x = \mathbf{x}_{\text{end}}, l \geq \sum_{(u,v) \in \mathcal{E}_{\mathbf{v}}} c(\mathbf{x}_u, \mathbf{x}_v)\}.$$

A necessary and sufficient check for REACHESCHEAPER is then

$$\mathcal{C}_{\mathbf{v}} \not\subseteq \bigcup_{\mathbf{v}' \in S[\mathbf{v}_{\text{end}}]} \mathcal{C}_{\mathbf{v}'}.$$

As the union over convex sets is not generally itself convex, these necessary and sufficient checks are impractical. Instead, we use

$$\nexists \mathbf{v}' \in S[\mathbf{v}_{\text{end}}] \text{ s.t. } \mathcal{S}_{\mathbf{v}} \subseteq \mathcal{S}_{\mathbf{v}'}, \quad (5a) \quad \nexists \mathbf{v}' \in S[\mathbf{v}_{\text{end}}] \text{ s.t. } \mathcal{C}_{\mathbf{v}} \subseteq \mathcal{C}_{\mathbf{v}'}, \quad (5b)$$

as necessary conditions for REACHESNEW and REACHESCHEAPER respectively, where we have checked for domination with respect to individual other paths, rather than by the collective of all other paths.

These checks are in general non-trivial because they involve comparing projections of convex sets, which are expensive to compute explicitly. In our examples, vertex sets are polytopic and costs are linear, which allows us to use Sadradini and Tedrake’s sufficient condition for containment of affine transformations of polyhedra [18], evaluated by solving a convex program. Using this condition when checking eq. (5a) and eq. (5b), NOTDOMINATED( $\mathbf{v}, S[\mathbf{v}_{\text{end}}]$ ) is conservative: If  $\mathbf{v}$  is not dominated, it certainly returns **True**, but if  $\mathbf{v}$  is dominated, it may return **True** or **False**. In the case of more general convex vertex sets and costs, Jones and Morari’s work on computing inner and outer polytopic approximations of convex sets [7] can be used to conservatively check containment.

### 4.3 Properties of the Algorithm

We prove that, under conservative NOTDOMINATED or specifically REACHESCHEAPER checks, GCS\* is complete or optimal, respectively: The proofs rely on these checks being necessary but not sufficient conditions for eq. (3) and eq. (2). Optimality also relies on  $\hat{h}$  being pointwise admissible (def. 1).

**Completeness.** We show that if prog. (1) is feasible, GCS\* returns a feasible path in finite iterations. However, like A\* [17], GCS\* as stated cannot be assured to terminate in finite iterations in the case where prog. (1) is infeasible and the graph is infinite or cycles are permitted. GCS\* is made complete in the infeasible case by adding a limit on path length to prog. (1) and placing an upper limit on the lengths of paths that get added to  $S$  and  $Q$  in lines 11 and 12.

**Lemma 1.** *For any path  $\mathbf{v}$  in  $Q$ , GCS\* either expands  $\mathbf{v}$  after a finite number of iterations or returns a feasible path to the target first.*

*Proof.* Path  $\mathbf{v}$  has some finite estimated total cost  $\tilde{f}(\mathbf{v})$ . Because all edge costs are positive and bounded away from zero, there exist a finite number of paths  $\mathbf{v}'$  with cost-to-come that do not exceed  $\tilde{f}(\mathbf{v})$ ,  $\tilde{g}(\mathbf{v}') \leq \tilde{f}(\mathbf{v})$ . As  $\tilde{f}(\mathbf{v}') \geq \tilde{g}(\mathbf{v}')$ , there are a finite number of paths  $\mathbf{v}'$  ever added to  $Q$  such that  $\tilde{f}(\mathbf{v}') \leq \tilde{f}(\mathbf{v})$ . As GCS\* always expands the path in  $Q$  with the lowest  $\tilde{f}$  value, GCS\* will eventually exhaust all such paths and expand  $\mathbf{v}$ , unless it terminates with a feasible path to the target first.

**Lemma 2.** *If  $t$  is reachable from  $s$ , then some path that reaches it is added to  $Q$  in finite iterations.*

*Proof.* Suppose, for contradiction, that  $t$  is reachable from  $s$ , but no path that reaches it is added to  $Q$  in finite iterations. There is some feasible path  $\mathbf{v}$  where  $\mathbf{v}_{\text{start}} = s$ ,  $\mathbf{v}_{\text{end}} = t$ , and some feasible trajectory  $\mathbf{x} \in \mathcal{P}_{\mathbf{v}}$ . Let  $j$  be the largest index such that there exists a path  $\mathbf{v}'$  (which may or may not be a subpath of  $\mathbf{v}$ ) terminating in  $\mathbf{v}_j$  ( $\mathbf{v}'_{\text{end}} = \mathbf{v}_j$ ) and reaching  $\mathbf{x}_j$ , that ever gets added to  $Q$ . Such a  $j \geq 0$  exists because  $Q$  is initialized with the path containing just

$s$ . By lemma 1,  $\mathbf{v}'$  is expanded in finite iterations, unless a path reaching  $t$  is returned first. If a path reaching  $t$  is returned first, we achieve contradiction trivially. Consider instead the case where  $\mathbf{v}'$  is expanded in finite iterations. By assumption,  $\mathbf{v}_{j+1}$  is a successor of  $\mathbf{v}_j$ , and so the extended path  $[\mathbf{v}', \mathbf{v}_{j+1}]$  must be added to  $Q$  when  $\mathbf{v}'$  is expanded. We can be sure it is added to  $Q$  instead of being rejected by NOTDOMINATED in line 10 because  $(\mathbf{x}_j, \mathbf{x}_{j+1}) \in \mathcal{X}_{(\mathbf{v}_j, \mathbf{v}_{j+1})}$ , making  $\mathbf{x}_{j+1}$  reachable via the extended path  $[\mathbf{v}', \mathbf{v}_{j+1}]$ , and, by assumption, no path terminating in  $\mathbf{v}_{j+1}$  and reaching  $\mathbf{x}_{j+1}$  has been added to  $Q$  prior, and thus nor has it been added to  $S[\mathbf{v}_{j+1}]$ , as  $S$  is only added to in conjunction with  $Q$ . However, the extended path  $[\mathbf{v}', \mathbf{v}_{j+1}]$  is now a path in  $Q$  terminating in  $\mathbf{v}_{j+1}$  and reaching  $\mathbf{x}_{j+1}$ , creating a contradiction with the definition of  $j$ .

**Theorem 1.** *GCS\* returns a path from  $s$  to  $t$  in finite iterations if one exists.*

*Proof.* By lemma 2, a feasible path from  $s$  to  $t$  is added to  $Q$  in finite iterations if one exists. By lemma 1, either this path is expanded in finite iterations (in which case it is immediately returned), or another such feasible path from  $s$  to  $t$  is returned first. In both cases, a path from  $s$  to  $t$  is returned in finite iterations.

**Cost Optimality.** In this section, we assume NOTDOMINATED is an exact or conservative check for REACHESCHEAPER.

**Lemma 3.** *Suppose prog. (1) is feasible and  $\mathbf{v}$  is an optimal path. If  $t$  is unexpanded,*

*there is a path  $\mathbf{v}'$  in  $Q$  with  $\mathbf{v}'_{\text{end}} = \mathbf{v}_i$  for some  $i$ , such that  $\mathbf{v}'$  attains the optimal cost-to-come to  $\mathbf{x}^*(\mathbf{v})_i$ ,  $\tilde{g}(\mathbf{v}', \mathbf{x}^*(\mathbf{v})_i) = g^*(\mathbf{x}^*(\mathbf{v})_i)$ .*

*Proof.* If GCS\* has not completed one iteration, the lemma holds trivially via the path containing only  $s$ ,  $\mathbf{v}^s := [s] \in Q$ . Suppose instead  $\mathbf{v}^s$  has been expanded. Let  $\mathbf{v}$  be any optimal path from  $s$  to  $t$ , and let  $\mathbf{x} := \mathbf{x}^*(\mathbf{v})$  be an optimal trajectory through  $\mathbf{v}$ . Let  $i$  be the largest index for which there exists an expanded path  $\mathbf{v}'$  such that  $\mathbf{v}_i = \mathbf{v}'_{\text{end}}$ , with optimal cost-to-come to  $\mathbf{x}_i$ ,  $\tilde{g}(\mathbf{v}', \mathbf{x}_i) = g^*(\mathbf{x}_i)$ . That is, the  $i$ th vertex on  $\mathbf{v}$  has been expanded on some path  $\mathbf{v}'$  which may or may not be a subpath of  $\mathbf{v}$  but attains the same (optimal) cost-to-come to  $\mathbf{x}_i$ . Since  $s$  has been expanded, and  $t$  has not,  $i \in [0, \text{end} - 1]$ . Because  $(\mathbf{x}_i, \mathbf{x}_{i+1})$  is an edge on the optimal trajectory  $\mathbf{x}$ , the extended path  $[\mathbf{v}', \mathbf{v}_{i+1}]$  reaches  $\mathbf{x}_{i+1}$  with optimal cost-to-come:  $g^*(\mathbf{x}_{i+1}) = g^*(\mathbf{x}_i) + c(\mathbf{x}_i, \mathbf{x}_{i+1})$ .

We now argue that once  $\mathbf{v}'$  was expanded, there must have been, at some point present or prior, a path added to  $Q$  terminating at  $\mathbf{v}_{i+1}$  and reaching  $\mathbf{x}_{i+1}$  with optimal cost-to-come. Then, we argue that it is still in  $Q$ . When  $\mathbf{v}'$  was expanded, the extended path  $[\mathbf{v}', \mathbf{v}_{i+1}]$  was placed on  $Q$  unless it was rejected by REACHESCHEAPER returning **False** in line 10. If REACHESCHEAPER returned **False**, then another path was already in  $S[\mathbf{v}_{i+1}]$  that terminated at  $\mathbf{v}_{i+1}$  and reached  $\mathbf{x}_{i+1}$  with optimal cost-to-come. Paths are added to  $S$  only when added to  $Q$ , so this path was added to  $Q$ . By the definition of  $i$ , whichever such path was at any point in  $Q$  has not been expanded and is still in  $Q$ .

**Corollary 1.** *Suppose prog. (1) is feasible, and  $\mathbf{v}$  is an optimal path from  $s$  to  $t$ . If alg. 2 has not terminated, there is some  $\mathbf{v}'$  in  $Q$  such that  $\mathbf{v}'_{\text{end}} \in \mathbf{v}$  and the estimated total cost for  $\mathbf{v}'$  does not exceed the true optimal cost,  $\tilde{f}(\mathbf{v}') \leq f^*(s)$ .*

*Proof.* As alg. 2 terminates only when  $t$  is expanded,  $t$  is unexpanded under these assumptions. By lemma 3, there is an unexpanded search path  $\mathbf{v}'$  in  $Q$  with  $\mathbf{v}'_{\text{end}} = \mathbf{v}_i$  for some  $i$  and an optimal cost-to-come to  $\mathbf{x}^*(\mathbf{v})_i$ .

We know  $\tilde{f}(\mathbf{v}') \leq \tilde{f}(\mathbf{v}', \mathbf{x}^*(\mathbf{v})_i)$  because,

more generally speaking, a path constrained to go through  $\mathbf{v}'$  is estimated to be at least as cheap as a path additionally constrained to go through any particular point.

Then,

$$\begin{aligned} \tilde{f}(\mathbf{v}', \mathbf{x}^*(\mathbf{v})_i) &= \tilde{g}(\mathbf{v}', \mathbf{x}^*(\mathbf{v})_i) + \tilde{h}(\mathbf{x}^*(\mathbf{v})_i) \quad (\text{By definition of } \tilde{f}) \\ &= g^*(\mathbf{x}^*(\mathbf{v})_i) + \tilde{h}(\mathbf{x}^*(\mathbf{v})_i) \quad (\text{By lemma 3}) \\ &\leq g^*(\mathbf{x}^*(\mathbf{v})_i) + h^*(\mathbf{x}^*(\mathbf{v})_i) \quad (\text{By } \tilde{h} \text{ pointwise admissibility}) \\ &= f^*(\mathbf{x}^*(\mathbf{v})_i) = f^*(s) \quad (\text{Since } \mathbf{x}^*(\mathbf{v})_i \text{ is on an optimal trajectory}). \end{aligned}$$

Thus, we have  $\tilde{f}(\mathbf{v}') \leq f^*(s)$ .

**Theorem 2.** *GCS\* is **cost optimal**: GCS\* returns an optimal trajectory from  $s$  to  $t$  in finite iterations if one exists.*

*Proof.* By theorem 1, GCS\* returns a feasible path  $\mathbf{v}'$  from  $s$  to  $t$  in finite iterations. Suppose for contradiction that the cost-to-come to  $t$  through  $\mathbf{v}'$  is suboptimal,  $\tilde{g}(\mathbf{v}', \mathbf{x}^*(\mathbf{v}')_{\text{end}}) > f^*(s)$ . By admissibility,  $h^*(x) = \tilde{h}(x) = 0 \forall x \in \mathcal{X}_t$ . Thus,  $\tilde{f}(\mathbf{v}') = \tilde{g}(\mathbf{v}', \mathbf{x}^*(\mathbf{v}')_{\text{end}}) > f^*(s)$ . By corollary 1, just before termination, there existed a path  $\mathbf{v}$  in  $Q$  with  $\tilde{f}(\mathbf{v}) \leq f^*(s) < \tilde{f}(\mathbf{v}')$ . However, alg. 2 always pops the path in  $Q$  with the lowest  $\tilde{f}$  value, and returns a path only after popping it. This contradicts the assumption that  $\mathbf{v}'$  was returned.

**Efficiency.** Similar to A\*, GCS\* with exact REACHESCHEAPER and an admissible heuristic is optimally efficient, i.e., any path  $\mathbf{v}$  that is expanded could have been a subpath of an optimal path from source to target given the information available. Since if  $h^*(\mathbf{x}^*(\mathbf{v})_{\text{end}}) = \tilde{h}(\mathbf{x}^*(\mathbf{v})_{\text{end}})$ , then  $\mathbf{v}$  would be a subpath of an optimal path. It follows that if the heuristic were the optimal cost-to-go, i.e.,  $\tilde{h}(x) = h^*(x), \forall x \in \mathcal{X}_v \forall v \in \mathcal{V}$ , then GCS\* would only expand vertices on optimal paths. However, we do not have a tractable exact implementation of REACHESCHEAPER. Under conservative REACHESCHEAPER, GCS\* is not optimally efficient since dominated paths may be added to  $Q$  and expanded. However, with access to the true cost-to-go,  $h^* = \tilde{h}$ , GCS\* with conservative REACHESCHEAPER regains optimal efficiency and only expands vertices on optimal paths.

**Properties when Using Sampling-Based Domination Checks.** While we have proven that GCS\* is cost-optimal and complete under conservative IS-DOMINATED checks, a sampling-based implementation is sometimes preferred,

as discussed in sec. 4.2. In the limit of infinite samples, the sampling-based implementations of NOTDOMINATED are exact. Thus it follows from theorems 1 and 2 that sampling-based GCS\* is probabilistically complete and asymptotically cost-optimal. One might raise concern that the backward-reachable set from the target in some set  $\mathcal{X}_v$  may never be sampled, leading some important feasible path to be pruned. However, because all  $\mathcal{P}_v$  are compact, the sets being checked for containment,  $\mathcal{S}_v$ , are closed.

Therefore,  $\mathcal{S}_v \setminus \bigcup_{v' \in S[v_{\text{end}}]} \mathcal{S}_{v'}$  with respect to the topology of  $\mathcal{S}_v$  (the space being sampled) is open and thus either empty or positive-measure. If it has positive measure, it will eventually be sampled.

## 5 Application to Planar Pushing

Tasks involving making and breaking contact while constraining non-penetration notoriously lead to an explosion of discrete modes, especially as the number of bodies scales. Indeed, the formulation in sec. 5.1 sees this combinatorial growth. The strength of our proposed method is the ability to approach such problems.

### 5.1 Formulation

We implement a simplified planar pushing model with polyhedral robots and objects that can translate but not rotate, and static obstacles. Contact is frictionless, and motion quasi-static, where bodies' velocities equal the net forces applied to them. We enforce non-penetration between all pairs of bodies, defining collision-free sets over robot and object positions. We also define sets over positions and contact forces defining the permissible physical contact behavior for each pair of bodies. Together, these two kinds of discrete modes define the sets of the graph  $G$ . Each point  $\mathbf{x}_v \in \mathcal{X}_v$  in prog. 1 is comprised of  $n_k$  knot points, defining the planar positions for each robot and object, actuation forces for each robot, and a force magnitude for each pair of bodies in contact. All constraints are linear, leading to polyhedral sets. However, extensions of this model to include rotations could involve semidefinite relaxations, leading to spectrahedral sets, in a formulation similar to that of Graesdal et al. [4]. This work could also be extended to borrow other components of the GCS formulation of planar pushing from Graesdal et al., like frictional contact. We omit these features for simplicity. However, the assumption that bodies are polyhedral is harder to relax, as it allows for an exact polyhedral decomposition of collision-free space.

**Non-penetration.** We constrain that each pair of bodies do not penetrate one another by imposing that one face of one of the two polyhedra is a separating hyperplane: all vertices of one body lie on one side, and all vertices of the other body lie on the other side.

**Contact.** Every pair of bodies may have any of the following kinds of contact: no contact, any face of one body in contact with any face of another, or any face of one body in contact with any vertex of another. Gathering these options over all pairs of bodies produces a *contact set*. Each pair of bodies in contact in each

contact set is accompanied by a force magnitude variable, leading to variation in dimension between sets. This force acts normal to the face in contact. Position constraints are added to ensure the associated contact is physically feasible. Relative sliding of features in contact is allowed within a single contact set, as long as they remain in contact.

**Quasi-static dynamics.** For each object and robot, we enforce that between consecutive knot points, translation is equal to the sum of forces on the body, including a robot’s actuation force. Edge constraints enforce that robot and object positions remain the same across edges – for an edge  $(u, v)$  in eq. (1), the positions from the last knot point in  $\mathbf{x}_u$  must equal the positions from the first knot point in  $\mathbf{x}_v$ .

## 5.2 Implementation Details

We use  $n_k = 2$  knot points per set. Our edge cost is the  $L_1$  norm distance between knot points, plus a constant penalty for switching modes. That is, for  $v \neq t$ ,  $c(\mathbf{x}_u, \mathbf{x}_v) := 1 + \sum_i w_i \|p_{v,1}^i - p_{v,0}^i\|_1$ , for weights  $w_i$ , where  $p_{v,j}^i$  gives the position of the  $i$ th moving body (object or robot) at the  $j$ th knot point in vertex  $v$ .  $c(\mathbf{x}_u, t) = 0$  (no movement in the target set). We use  $w_i = 1$  for all  $i$ . Our sampling-based implementations can handle  $L_2$  norm or  $L_2$  norm squared edge costs easily. However, as discussed in sec. 4.2, our containment-based implementations need modification to accommodate non-linear costs.

For simplicity, our nominal  $\tilde{h}$  is the cost of a “shortcut” edge between the point  $x$  and some point in the target set  $x_t \in \mathcal{X}_t$  chosen to minimize  $\tilde{h}$ . If an edge does exist directly to the target, the true cost of that edge is used. Otherwise,  $\tilde{h}(x) \leftarrow 1 + c(x, x_t)$ , using a weight of 0.2 for robot displacements instead of the true weights  $w_i = 1$ . Because the weights do not exceed the true weights, this yields an admissible heuristic. Note that 1 is added to  $c(x, x_t)$  because we know that a constant penalty of 1 is applied for every mode switch and there will be at least one additional mode switch before reaching the target. For speed, we also conduct experiments with an  $\epsilon$ -suboptimal heuristic instead, where we scale  $\tilde{h}$  by some  $\epsilon$ ,  $\tilde{h}(x) \leftarrow \epsilon \cdot (1 + c(x, x_t))$ , to prune more aggressively, using  $\epsilon = 10$ . The shortcut edge ignores contact dynamics, making this heuristic less informative in some scenarios than others.  $\tilde{h}$  can be further optimized, but this is not the focus of this paper. Practitioners may apply domain knowledge to formulate informative heuristics, trading off between informativeness and computational cost.

For sampling-based domination checks, we use only a single sample per check. As we will discuss, empirically, this is sufficient. For containment-based methods, we first perform a cheap single-sample NOTDOMINATED check, and only check containment if it returns **False**. Additionally, taking advantage of the unique structure of our planar pushing formulation, we only check the domination conditions on the last position knot point instead of all variables in the set. To reduce problem size for domination checks, we “solve away” equality constraints by parameterizing in their nullspace.

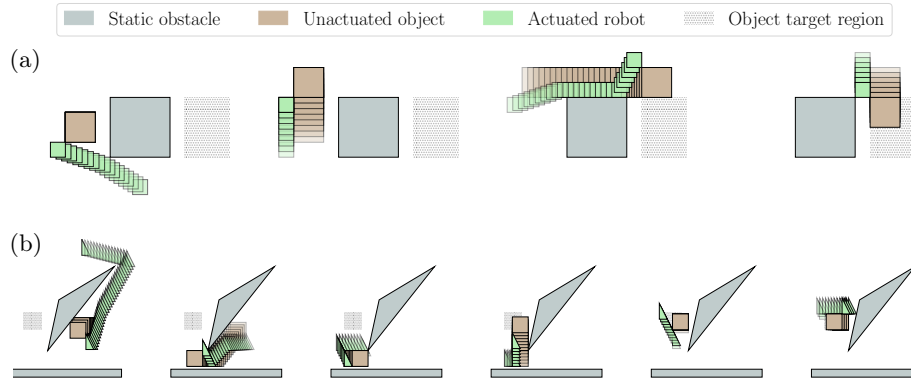


Fig. 5: The  $\epsilon$ -suboptimal solution trajectories found by GCS\* using the sampling-based REACH-ESCHEAPER domination check on the AROUND Task (a) and SQUEEZE Task (b).

## 6 Results

Table 1 presents results for three planar pushing tasks: AROUND, SQUEEZE, and STACK shown in figs. 1 and 5. AROUND is the simplest task: its graph has 194 vertices and 8,328 edges. SQUEEZE has a larger graph with 628 vertices and 56,806 edges. The dimensions of sets in AROUND and SQUEEZE range from 4 to 12. STACK (fig. 1) has 5 bodies, leading to a combinatorial explosion of approximately  $1.3 \times 10^9$  sets and up to  $8.5 \times 10^{17}$  edges. The dimensions of its sets range from 8 to 24. Due to the sizes of the graphs, the direct convex optimization approach [12] cannot be used, thus we compare GCS\* against IxG and IxG\* [15], the state-of-the-art for incrementally solving SPP on GCS.

For sampling-based domination checks, as we increase the number of samples per check we approach completeness and optimality, expanding more paths. Due to the curse of dimensionality, such coverage demands exponentially more samples as set dimensions increase. However, in our tasks we did not find sparse sampling – in particular, a single sample per domination check – to dramatically degrade solution quality. We understand this to be a property particular to our problem structure, in which the condition that two paths reach the same final knot point within the same vertex is relatively strong. This is an interesting result that enables an efficient and de facto nearly optimal implementation.

Containment-based domination checks scale poorly with path length, or, more precisely, the dimension of the full trajectory through it. This is reflected in the solve times in the AC, BC, and CC rows of table 1.

The number of paths expanded is impacted greatly by the strength of the heuristic in the context of the particular task. In general, the “shortcut” edge heuristic is strong for CORNER and STACK and weaker for SQUEEZE which requires squeezing through a narrow gap then maneuvering around the object to push it from a different direction multiple times. As expected, use of an inadmissible heuristic leads to cost increase. Typically, containment-based checks lead to more paths being expanded as compared to sampling-based checks (as seen in table 1) because of false negatives from sampling, as well as conservatism of



Table 1: Here we show the solve time, solution cost, and number of expanded paths (Exp) for three planar pushing tasks. The shown methods (M) are: sampling (AS) and containment-based (AC) REACHESCHEAPER with an admissible heuristic. Sampling (BS) and containment-based (BC) REACHESCHEAPER with an  $\epsilon$ -inadmissible heuristic. Sampling (CS) and containment-based (CC) REACHESNEW with an  $\epsilon$ -inadmissible heuristic. And baselines: IxG\* with an admissible (X) and  $\epsilon$ -inadmissible (Y) heuristic; and IxG with an  $\epsilon$ -inadmissible heuristic (Z). A dagger ( $\dagger$ ) indicates that the property holds probabilistically or asymptotically. Some experiments returned infeasible (Fail), were stopped after 10h ( $\times$ ), or could not be run as the graph could not be explicitly constructed (-). The baselines required preprocessing times of 1.1m and 1.7h for AROUND and SQUEEZE respectively. Our methods require no preprocessing time. All computation was performed on an AMD Ryzen 9 7950x 16-core 32-thread processor.

M	Complete	Optimality	AROUND			SQUEEZE			STACK		
			Time	Cost	Exp	Time	Cost	Exp	Time	Cost	Exp
AS	Yes $^\dagger$	Optimal $^\dagger$	26.2s	27.5	432	4m	47.80	2114	$\times$	$\times$	$\times$
AC	Yes	Optimal	7.5h	27.5	734	$\times$	$\times$	$\times$	$\times$	$\times$	$\times$
X	Yes	Optimal	$\times$	$\times$	$\times$	$\times$	$\times$	$\times$	-	-	-
BS	Yes $^\dagger$	$\epsilon$ -suboptimal $^\dagger$	2.9s	27.5	51	38.3s	54.55	381	21.9s	67.53	57
BC	Yes	$\epsilon$ -suboptimal	4.6m	27.5	73	$\times$	$\times$	$\times$	$\times$	$\times$	$\times$
Y	Yes	$\epsilon$ -suboptimal	$\times$	$\times$	$\times$	$\times$	$\times$	$\times$	-	-	-
CS	Yes $^\dagger$	Suboptimal	2.5s	27.5	44	20s	57.42	259	21.8s	67.53	57
CC	Yes	Suboptimal	35.4s	28.5	75	20.5m	57.42	458	3.5m	67.53	64
Z	No	Suboptimal	4.7s	28	31	2.3m	Fail	615	-	-	-

the single domination criteria used by our containment-based checks. However, this could also lead to fewer paths being expanded because important paths are not wrongly pruned (not observed in table 1).

In comparison to our methods, the baselines require significant time to compute heuristic values for the entire graph before starting their query phase. While this approach can yield a stronger heuristic (as in Z, which expands fewer paths than CC and CS for AROUND), for these tasks the solve times can be dominated by this pre-processing phase. When the graph is very large, this pre-processing can become intractable (as in STACK). Because IxG\* prunes paths based on a global upper bound found by IxG, in cases where IxG is unable to return a solution (as in SQUEEZE), or simply when an admissible heuristic is used (as in X), no paths will be pruned, resulting in intractably large search spaces. As GCS\* is complete, and our domination checks do not rely on a global upper bound, GCS\* does not experience these particular limitations.

## 7 Conclusion

We propose GCS\*, a forward heuristic search algorithm for solving large discrete-continuous planning problems formulated as GCS. We define two domination checks REACHESNEW and REACHESCHEAPER, as well as containment and sampling-based implementations of those checks that allow GCS\* to be complete and optimal, or have probabilistic/asymptotic versions of those properties, respectively. GCS\* provides a principled way of addressing the challenges of applying graph search to the discrete-continuous setting. We demonstrate settings in which GCS\* performs favourably compared to the state-of-the-art. For ap-

plication to real-world planar pushing tasks, further work would be required to handle rotations [4]. Incorporating these insights into algorithms that leverage hierarchy, factorization or learned heuristics could solve more complex problems faster.

**Acknowledgments.** This work was supported by the Aker Scholarship; Amazon.com, PO No. 2D-12585006; The Charles Stark Draper Laboratory, Inc., where Rebecca H. Jiang is a Draper Scholar; and The AI Institute, award ID Agmd Dtd 8/1/2023.

**Disclosure of Interests.** The authors have no competing interests to declare that are relevant to the content of this article.

## References

1. Cormen, T.H., Leiserson, C.E., Rivest, R.L., Stein, C.: Introduction to algorithms. The MIT Press, 4th edn.
2. Dai, H., Amice, A., Werner, P., Zhang, A., Tedrake, R.: Certified polyhedral decompositions of collision-free configuration space . <https://doi.org/10.1177/02783649231201437>
3. Garrett, C.R., Chitnis, R., Holladay, R., Kim, B., Silver, T., Kaelbling, L.P., Lozano-Pérez, T.: Integrated task and motion planning **4**, 265–293. <https://doi.org/10.1146/annurev-control-091420-084139>, <https://www.annualreviews.org/content/journals/10.1146/annurev-control-091420-084139>
4. Graesdal, B.P., Chew Chia, S.Y., Marcucci, T., Morozov, S., Amice, A., Parrilo, P.A., Tedrake, R.: Towards tight convex relaxations for contact-rich manipulation. <https://doi.org/10.48550/arXiv.2402.10312>, <http://arxiv.org/abs/2402.10312>
5. Hart, P.E., Nilsson, N.J., Raphael, B.: A formal basis for the heuristic determination of minimum cost paths **4**(2), 100–107. <https://doi.org/10.1109/TSSC.1968.300136>, <https://ieeexplore.ieee.org/document/4082128>, conference Name: IEEE Transactions on Systems Science and Cybernetics
6. Hartmann, V.N., Orthey, A., Driess, D., Oguz, O.S., Toussaint, M.: Long-horizon multi-robot rearrangement planning for construction assembly **39**(1), 239–252. <https://doi.org/10.1109/TR0.2022.3198020>, <https://ieeexplore.ieee.org/document/9868234/>
7. Jones, C.N., Morari, M.: Polytopic approximation of explicit model predictive controllers **55**(11), 2542–2553. <https://doi.org/10.1109/TAC.2010.2047437>, <http://ieeexplore.ieee.org/document/5617688/>
8. Kavraki, L., Svestka, P., Latombe, J.C., Overmars, M.: Probabilistic roadmaps for path planning in high-dimensional configuration spaces **12**(4), 566–580. <https://doi.org/10.1109/70.508439>, <https://ieeexplore.ieee.org/document/508439>, conference Name: IEEE Transactions on Robotics and Automation
9. LaValle, S.M.: Rapidly-exploring random trees: A new tool for path planning, <https://msl.cs.uiuc.edu/~lavalle/papers/Lav98c.pdf>
10. Mao, J., Tenenbaum, J.B., Lozano-Perez, T., Kaelbling, L.P.: Learning reusable manipulation strategies. In: 7th Annual Conference on Robot Learning. <https://openreview.net/forum?id=ihqTtzS83VS>
11. Marcucci, T., Petersen, M., von Wrangel, D., Tedrake, R.: Motion planning around obstacles with convex optimization **8**(84), eadf7843. <https://doi.org/10.1126/scirobotics.adf7843>, <https://www.science.org/doi/10.1126/scirobotics.adf7843>

12. Marcucci, T., Umenberger, J., Parrilo, P., Tedrake, R.: Shortest paths in graphs of convex sets **34**(1), 507–532. <https://doi.org/10.1137/22M1523790>, <https://epubs.siam.org/doi/full/10.1137/22M1523790>
13. Morozov, S., Marcucci, T., Amice, A., Graesdal, B.P., Bosworth, R., Parrilo, P., Tedrake, R.: Multi-query shortest-path problem in graphs of convex sets. In: (Under Review)
14. Natarajan, R., Choset, H., Likhachev, M.: Interleaving graph search and trajectory optimization for aggressive quadrotor flight **6**(3), 5357–5364. <https://doi.org/10.1109/LRA.2021.3067298>, <http://arxiv.org/abs/2101.12548>
15. Natarajan, R., Liu, C., Choset, H., Likhachev, M.: Implicit graph search for planning on graphs of convex sets. In: (Under Review)
16. Pohl, I.: Heuristic search viewed as path finding in a graph **1**(3), 193–204. [https://doi.org/10.1016/0004-3702\(70\)90007-X](https://doi.org/10.1016/0004-3702(70)90007-X), <https://linkinghub.elsevier.com/retrieve/pii/000437027090007X>
17. Russell, S.J., Norvig, P., Chang, M.W., Devlin, J., Dragan, A., Forsyth, D., Goodfellow, I., Malik, J., Mansinghka, V., Pearl, J., Wooldridge, M.J.: Artificial intelligence: a modern approach. Pearson series in artificial intelligence, Pearson, 4th edn., HOLLIS number: 99154334206503941
18. Sadraddini, S., Tedrake, R.: Linear encodings for polytope containment problems. In: 2019 IEEE 58th Conference on Decision and Control (CDC). pp. 4367–4372. IEEE. <https://doi.org/10.48550/arXiv.1903.05214>, <http://arxiv.org/abs/1903.05214>
19. Toussaint, M.: Logic-geometric programming: An optimization-based approach to combined task and motion planning. In: Proceedings of the 24th International Conference on Artificial Intelligence. pp. 1930–1936. IJCAI’15, AAAI Press
20. Toussaint, M., Lopes, M.: Multi-bound tree search for logic-geometric programming in cooperative manipulation domains. In: 2017 IEEE International Conference on Robotics and Automation (ICRA). pp. 4044–4051. IEEE. <https://doi.org/10.1109/ICRA.2017.7989464>, <http://ieeexplore.ieee.org/document/7989464/>
21. Werner, P., Amice, A., Marcucci, T., Rus, D., Tedrake, R.: Approximating robot configuration spaces with few convex sets using clique covers of visibility graphs. <https://doi.org/10.48550/arXiv.2310.02875>, <http://arxiv.org/abs/2310.02875>, version: 2