

# **A general and systematic approach for kinetic energy density functional: Green's function formalism.**

Priya and Mainak Sadhukhan\*

*Department of Chemistry, Indian Institute of Technology Kanpur, Uttar Pradesh, India*

## **Abstract**

An accurate expression of the kinetic energy density of an electronic distribution in terms of a single particle reduced density matrix for atomic/molecular systems is a long-standing problem in electronic structure theory. Existing kinetic energy density functionals are based on model potentials and require empirical parametrizations to fit the accurate values of the kinetic energy of atoms. Moreover, the correct kinetic energy density which produces proper atomic shell structure is still an unsolved problem. In this work, we have developed an exact methodology which can be used to systematically derive kinetic energy of an electronic system. We have also shown how the kinetic energy is dependent upon number of electrons  $N$  and the atomic charge  $Z$  using a qualitatively similar model system. We have also connected our methodology with other forms of Green's functions.

## I. INTRODUCTION

An accurate approximation of kinetic energy density (KED) functional is the main bottleneck in the development of orbital-free density functional theory (OF-DFT)<sup>1? -11</sup>. In this work, we have developed a general, spin-multiplicity-independent formalism to systematically calculate the KED for any Fermionic system in its ground electronic state. Our formalism does not recourse to any model-based KED as the zero<sup>th</sup> order approximation.

One particle reduced density matrix  $\rho(\mathbf{r})$  is the fundamental variable in DFT. Since  $\rho(\mathbf{r})$  is a three-dimensional quantity irrespective of system size, it should be obtained from a single Euler-Lagrange equation<sup>12</sup>

$$\frac{\delta E[\rho]}{\delta \rho} = \mu \quad (1)$$

where  $E[\rho]$  and  $\mu$  are total electronic energy as a functional of  $\rho(\mathbf{r})$  and chemical potential respectively. The functional form of total energy  $E[\rho]$  is unknown rendering the Eq.(1) exactly unsolvable. The  $E[\rho]$  contains potential energy  $V[\rho]$  and kinetic energy  $T[\rho]$ . In contrast to  $V[\rho]$ , for which adequately accurate approximations exist, similar approximations are yet to be attained for  $T[\rho]$ . Note that  $V[\rho]$  can be broken down into classical Coulomb interaction  $J[\rho]$  and non-classical exchange-correlation (XC) energy  $E_{XC}[\rho]$ . However, no such universally agreed-upon breakdown of  $T[\rho]$  exists in general. Apart from an accurate kinetic energy value,  $\frac{\delta T[\rho]}{\delta \rho}$  should give characteristic features of the electronic system such as shell structure for atomic and molecular electron density and the dependence of KED on number of electrons  $N$  and atomic charge  $Z$ . Kohn-Sham DFT (KS-DFT)<sup>13</sup> bypasses this challenge by introducing  $N$  orbitals and merging the resulting kinetic energy corrections in exchange-correlation functionals. While KS-DFT is in principle an exact approach, the computational cost increases significantly with the number of particles due to the need to solve  $N$ -coupled differential equations. As a result, the quest for OF-DFT and hence an accurate form of  $T[\rho]$  remains a challenging yet essential problem.

The problem of finding an accurate approximation of KED is related to its non-local definition in terms of the one-particle density matrix (ODM)  $\rho_1(\mathbf{r}, \mathbf{r}')$ . The kinetic energy and the KED  $t(\mathbf{r}, \rho(\mathbf{r}))$  of an electronic system are defined by (atomic units have been used throughout the article unless mentioned explicitly)

$$T[\rho] = \int t(\mathbf{r}, \rho(\mathbf{r})) d\mathbf{r} \quad (2)$$

and

$$t(\mathbf{r}, \rho(\mathbf{r})) = -\frac{1}{2} \nabla^2 \rho_1(\mathbf{r}, \mathbf{r}')|_{\mathbf{r}=\mathbf{r}'}. \quad (3)$$

All existing methods to compute the KED start with approximations of  $\rho_1(\mathbf{r}, \mathbf{r}')$ <sup>14</sup>.

The earliest approximation of KED was modeled after homogeneous electron gas (HEG)<sup>15,16</sup> followed by von Weizsäcker's correction for slightly inhomogeneous electron density<sup>17</sup>. The sum of HEG kinetic energy (Thomas-Fermi KE)

$$T_{TF}[\rho] = C_{TF} \int \rho^{5/3}(\mathbf{r}) d\mathbf{r} \quad (4)$$

and von Weizsäcker KE

$$T_{vW}[\rho] = \frac{1}{8} \int \frac{(\nabla \rho(\mathbf{r}))^2}{\rho(\mathbf{r})} d\mathbf{r}, \quad (5)$$

however, overestimated the kinetic energy of the system. Note that the  $T_{vW}$  is the exact kinetic energy for electrons in 1s orbital of a hydrogen atom. Moreover, they are inadequate to describe molecular binding<sup>18</sup>. Due to this overestimation a scaled von Weizsäcker term in the form

$$T[\rho] = T_{TF}[\rho] + \lambda T_{vW}[\rho] \quad (6)$$

has been considered, known as generalised Thomas-Fermi-von Weizsäcker kinetic energy (TF $\lambda$ W). Clearly,  $\lambda = 1$  represents the upper limit of KE. It has been found empirically that  $\lambda = 1/5$  is the best fit for Hartree-Fock electron density. Analytical derivation of  $\lambda$  using generalized gradient approximations (GGA) in turn predicted  $\lambda = 1/9$ . This discrepancy has not been resolved and no shell structure is obtained in electron density using TF $\lambda$ W theory. As a consequence, standalone quantum chemical techniques could not be developed based on this approach<sup>19</sup>. Using the  $T_{TF}$  as the zero<sup>th</sup> order approximation is the suspect here for the realistic atoms are more closely represented by a hydrogen atom than HEG.

In the condensed matter physics and materials science community, the kinetic energy density functional (KEDF) is enhanced using non-local functionals to improve upon the Thomas-Fermi (TF) and von Weizsäcker (vW) terms. The Wang-Govind-Carter (WGC) functional is a non-local KEDF that incorporates density-dependent terms and gradient corrections and is defined as  $T_{WGC}[\rho] = T_{TF}[\rho] + T_{vW}[\rho] + T_{NL}[\rho]$ .<sup>20? -22</sup>. Non-local functionals, such as generalized gradient approximation (GGA)-type functionals and density-dependent kernels, are also employed to improve the local TF model<sup>23? -27</sup>. Recently, significant work has been done using machine learning

to find KEDFs for solids, atomic, and molecular systems<sup>28–32</sup>. Another important term related to KED is the Pauli potential ( $T_P$ )<sup>33–35</sup>, which is the difference between the KS kinetic energy ( $T_s$ ) and the von Weizsäcker kinetic energy ( $T_{vW}$ ), defined as  $T_P = T_s - T_{vW}$ . The Pauli potential is often approximated using bifunctional expressions and is used in approximating molecular Pauli potentials<sup>36</sup> as well as in quantum crystallography<sup>37</sup>. Additionally, the Pauli potential is approximated for spin-polarized atoms.

In contrast, for closed-shell systems, described by a single determinantal wavefunction the kinetic energy can be shown to be described by the sum of full von Weizsäcker term and a correction term<sup>38</sup>. This correction term can be computed from a correlation function. It has been shown from this formalism that the KE and XC energy are related through joint density matrices, and therefore are related to the aforementioned correlation function<sup>38–40</sup>.

The traditional kinetic energy functionals does not give the characteristics features of electron density like the shell structure in atoms. A class of work based on quantum-fluid dynamical density-functional approach<sup>41</sup>, introduces two functions  $f(\mathbf{r})$  and  $g(\mathbf{r})$  for an accurate representation of electron densities in many-electron system where they are modeled after Hartree-Fock densities<sup>40</sup>. This ensures not only the accuracy of kinetic energy but also gives the shell structure. While promising, this line of approach is limited to closed shell systems and requires a model-based form of correlation function. Deb-Chattaraj equation is an hydrodynamical equation used to model the dynamic electron densities in many-electron systems<sup>42</sup>. The Time-dependent hydrodynamical equation (TDHE) is derived from the Schrödinger equation within a quantum hydrodynamical framework. This approach enables the direct computation of ground state electronic densities, eliminating the need for iterative self-consistent procedures (SCF). It has been applied to calculate ground state properties for noble gas atoms<sup>43</sup>.

Non-local approximations to correlation function have been considered subsequently<sup>39</sup>. The correlational functional is defined as  $C(\mathbf{r}, \mathbf{r}') = \frac{\Gamma(\mathbf{r}, \mathbf{r}')}{\rho(\mathbf{r})\rho(\mathbf{r}')} - 1$ .

$$T[\rho] = T_{vW}[\rho] + C_{TF} \int f(\mathbf{r}) \rho^{5/3}(\mathbf{r}) d\mathbf{r} \quad (7)$$

for bare  $T_{TF}[\rho]$  the  $f(\mathbf{r}) = 1 \forall \mathbf{r}$ . Had the electron been bosons, all of them would occupy the ground state  $1s$  orbital. In such situation, total kinetic energy will be completely described by  $T_{vW}[\rho]$  implying  $f(\mathbf{r}) = 0 \forall \mathbf{r}$ . Therefore  $f(\mathbf{r})$  enforces the Pauli exclusion principle as well as the effect of inhomogeneity in kinetic energy. Since the shell structure is a direct consequence of the Pauli exclusion principle,  $f(\mathbf{r})$  manifests the fermionic nature of electrons in kinetic energy. As

discussed above the  $f(\mathbf{r}) = 1$  is the Thomas-Fermi term which is similar to  $\hat{\mathcal{H}}_Z \rightarrow 0$ , in atoms away from the nucleus as the electron-nuclear interaction part tends to zero *i.e.* and electron-electron repulsion becomes dominating interaction.

Apart from being specific model-dependent these previous works also fail to explain how  $T[\rho]$  and  $t(\mathbf{r}, \rho(\mathbf{r}))$  are dependent on  $N$ ,  $Z$ , and the spin multiplicity of the system. Also, the accuracy of the approximation involved was bench-marked against the global (integrated) value of  $T[\rho]$ , which fudges local details of the  $t(\mathbf{r}, \rho(\mathbf{r}))$  which is quintessential to produce correct shell structure. Therefore, a systematic, specific model-independent methodology is required which should be able to explain  $N$  and  $Z$  dependency and can be employed for arbitrary spin-multiplicity.

In our recent work<sup>44</sup>, we developed a systematic methodology to find kinetic energy density, using Green's function (GF) which satisfies all aforementioned qualities. We will call it Green's function formalism (GFF). The GF employed in this present work is defined as the Laplace transform of the ODM

$$G(\mathbf{r}, \mathbf{r}'; \beta) = \int_0^\infty d\varepsilon_F e^{-\beta \varepsilon_F} \rho_1(\mathbf{r}, \mathbf{r}') \equiv \langle \mathbf{r} | e^{-\beta \hat{\mathcal{H}}} | \mathbf{r}' \rangle. \quad (8)$$

Here  $\varepsilon_F$  and  $\hat{\mathcal{H}}$  are Fermi energy and Hamiltonian of the system respectively. The auxiliary variable  $\beta$  is mathematically similar to the inverse temperature used in Statistical mechanics. However, in this formalism the similarity is only notational and does not signify any physical thermodynamic temperature. The present formalism is a 0 K theory. The ODM can be retrieved from the GF via inverse Laplace transform<sup>14</sup>.

$$\rho_1(\mathbf{r}, \mathbf{r}') = \lim_{\Gamma \rightarrow \infty} \frac{1}{2\pi i} \int_{\gamma - i\Gamma}^{\gamma + i\Gamma} \frac{d\beta}{\beta} e^{\beta \varepsilon_F} G(\mathbf{r}, \mathbf{r}'; \beta) \quad (9)$$

where  $\gamma \in \mathbb{R}_{>}$ . In this work, we have developed a systematic expansion technique for the GF applicable for atomic and molecular electron densities akin to perturbation theory.

After a brief introduction of existing approaches in Section I, we formulate our methodology in Section II A. This exposition is followed by a discussion regarding the connection between traditional Green's functions (GF)<sup>45</sup> and our Green's function formalism (GFF) in Section II B. To demonstrate the efficacy of the GFF methodology, we applied it to simple model systems, such as a one-dimensional harmonic oscillator in the weak interaction limit in Section III A followed by a comparison with the results from traditional GF in Section III B. After analyzing the spatial nature of the GF in Section III C we analyze the dependence of kinetic energy on the number of electrons ( $N$ ) and the Fermi energy ( $\varepsilon_F$ ) in Section III D. After testing the methodology on noble gas atoms

(Section III E) we show how a limit of the weak interaction potential ( $W_0$ ) naturally arises from our formalism in Section III F. The paper concludes with Section IV.

## II. ANALYTICAL FORMALISM

### A. Green's function formalism

To begin our Green's function formalism (GFF), we define the atomic Hamiltonian

$$\hat{\mathcal{H}} = \underbrace{\hat{\mathcal{H}}_0 + \hat{\mathcal{H}}_Z}_{\hat{\mathcal{H}}_H} + \hat{W}, \quad (10)$$

where  $\hat{\mathcal{H}}_0$ ,  $\hat{\mathcal{H}}_Z$ , and  $\hat{W}$  are free-particle Hamiltonian, electron-nucleus attraction potential and inter-electronic repulsion potentials, respectively. The Hydrogenic Hamiltonian with atomic charge  $Z$  is defined as  $\hat{\mathcal{H}}_H = \hat{\mathcal{H}}_0 + \hat{\mathcal{H}}_Z$ . The corresponding GFs are

$$G^H(\mathbf{r}, \mathbf{r}'; \beta) = \langle \mathbf{r} | e^{-\beta \hat{\mathcal{H}}_H} | \mathbf{r}' \rangle \quad (11)$$

and

$$G^0(\mathbf{r}, \mathbf{r}'; \beta) = \langle \mathbf{r} | e^{-\beta \hat{\mathcal{H}}_0} | \mathbf{r}' \rangle, \quad (12)$$

respectively. For atomic systems, the contribution of the inter-electronic repulsion  $\hat{W}$  is smaller compared to  $\hat{\mathcal{H}}_H$  (*vide* Eq.(10))<sup>46</sup>. As a result,  $G^H(\mathbf{r}, \mathbf{r}'; \beta)$  is considered as the natural leading order term of  $G(\mathbf{r}, \mathbf{r}'; \beta)$ . This is in contrast with previous attempts where the leading order term was chosen from an arbitrary model system<sup>47,48</sup>. HEG Hamiltonian was almost exclusively used as this leading order Hamiltonian despite the fact that the atomic and molecular systems are qualitatively very different from HEG. In Section I, we have presented the true kinetic energy of an atom as the admixture of two extreme limits viz. HEG ( $T_{TF}$ ) and von Weizsäcker ( $T_{vW}$ ) kinetic energies. The  $T_{vW}$  represents a hypothetical Bosonic hydrogenic system where all particles occupy the ground state of the atom viz 1s orbital. Note that the hydrogenic GF  $G^H$  employed in our approach (Eq.(11)) is of Fermionic nature and therefore yields kinetic energy (say  $T_H$ ) which is different from the  $T_{vW}$ . We can relate  $T_H$  and  $T_{vW}$  in the following manner. Consider a Bosonic system where all the population is on the ground state. On the other hand, the Fermions follow the Pauli exclusion principle leading to exchange-hole. The exchange-hole is responsible for pushing the electrons to higher energy states<sup>49,50</sup>. If we switch off the exchange-hole, all electrons occupy

the ground state  $1s$ . As a result,  $T_H$  become  $T_{vW}$ . Since the kinetic energy of the excited states is higher than that of ground state, the latter represents a part of the former *ie*  $T_H > T_{vW}$ .

On the same note we can interpret the interaction GF  $G^{int}$  defined as the difference between total GF  $G$  and the hydrogenic GF  $G^H$

$$G^{int}(\mathbf{r}, \mathbf{r}'; \beta) \equiv \langle \mathbf{r} | \hat{O} | \mathbf{r}' \rangle = G(\mathbf{r}, \mathbf{r}'; \beta) - G^H(\mathbf{r}, \mathbf{r}'; \beta). \quad (13)$$

Here

$$\hat{O} = e^{-\beta \hat{\mathcal{H}}} - e^{-\beta \hat{\mathcal{H}}_H}. \quad (14)$$

Since  $G^{int}$  contains inter-electronic repulsion, this term represents the central challenge for our formalism.

In order to get the systematic expansion of  $G^{int}$  we expand  $\hat{O}$  using Zassenhaus formula<sup>51,52</sup> as

$$\hat{O} = -e^{-\beta \hat{\mathcal{H}}_H} \left( 1 - e^{-\beta \hat{W}} e^{-\frac{\beta^2}{2} [\hat{\mathcal{H}}_H, \hat{W}]} \dots \right). \quad (15)$$

We find

$$[\hat{\mathcal{H}}_H, \hat{W}] = [\hat{\mathcal{H}}_0, \hat{W}] \quad (16)$$

since  $[\hat{\mathcal{H}}_Z, \hat{W}]$  commutes. However, such replacements cannot be done for terms containing triple commutators onwards, leading to our first approximation

$$\hat{O} \approx e^{-\beta \hat{\mathcal{H}}_H} e^{\beta \hat{\mathcal{H}}_0} \left( e^{-\beta (\hat{\mathcal{H}}_0 + \hat{W})} - e^{-\beta \hat{\mathcal{H}}_0} \right). \quad (17)$$

Note that despite this approximation in the third-order commutator onwards, the expansion of the second-order commutator represents a partial sum up to the infinite order interaction. Therefore it is of the similar spirit of random phase approximation<sup>53</sup>. Additionally, this approximation is qualitatively acceptable where  $\hat{\mathcal{H}}_0 \approx \hat{\mathcal{H}}_H$ , away from the nucleus where  $\hat{\mathcal{H}}_Z \rightarrow 0$ . Note that we have not completely replaced  $\hat{\mathcal{H}}_Z$  by  $\hat{\mathcal{H}}_0$  since the leading term of the expansion is still  $G^H(\mathbf{r}, \mathbf{r}', \beta)$ . Also, this approximation is consistent with the fact that  $f(\mathbf{r}) \rightarrow 1$  away from the nucleus. We found, however, that this approximation leads to an unphysical asymmetry in the resulting GF with respect to  $\mathbf{r}$  and  $\mathbf{r}'$ . To minimize the effect of asymmetry we decided to use a symmetrized GF

$$G(\mathbf{r}, \mathbf{r}'; \beta) \equiv \frac{1}{2} [G(\mathbf{r}, \mathbf{r}'; \beta) + G(\mathbf{r}', \mathbf{r}; \beta)] \quad (18)$$

as our fundamental GF where  $G(\mathbf{r}, \mathbf{r}'; \beta)$  in the RHS of the above equation is defined as

$$G(\mathbf{r}, \mathbf{r}'; \beta) = G^H(\mathbf{r}, \mathbf{r}'; \beta) + \int d\mathbf{r}'' \langle \mathbf{r} | e^{-\beta \hat{\mathcal{H}}_H} | \mathbf{r}'' \rangle \langle \mathbf{r}'' | \sum_{n=0}^{\infty} \frac{\beta^n}{n!} \hat{\mathcal{H}}_0^n \left( e^{-\beta(\hat{\mathcal{H}}_0 + \hat{W})} - e^{-\beta \hat{\mathcal{H}}_0} \right) | \mathbf{r}' \rangle. \quad (19)$$

Eqs.(18) and (19), taken together, are the governing equations to systematically calculate the KED. The infinite sum over  $n$  in Eq.(19) represents a convergent series of terms thereby facilitating a systematic scheme of approximations. This feature of our formalism allows for a rigorous development scheme without re-coursing to any parameter tuning. Each successive approximation will provide greater accuracy in the similar spirit of “Jacob’s ladder” in XC functionals. In our scheme, however, no empirical parameter would be required.

## B. Connection to traditional Green’s function

In GFF we have used Eq.(8) as the basis of our methodology. This form of Green’s function can be shown to be related to more traditional version of Green’s function<sup>45</sup> defined as

$$\tilde{G}(\mathbf{r}, \mathbf{r}'; E) = \langle \mathbf{r} | \frac{1}{\hat{\mathcal{H}} - E} | \mathbf{r}' \rangle. \quad (20)$$

Numerous methods have been developed to compute  $\tilde{G}$  in the problems of quantum field theory, statistical mechanics, and related fields. As a result a mathematical connection between  $G$  and  $\tilde{G}$  will allow for direct comparison as well as the prospect of employing hitherto existing methods in our formalism. For example,  $\tilde{G}$  can be expanded in terms of the Dyson equation with the well-understood definition of self-energy  $\Sigma$ . Highly effective techniques based on Feynman diagrams have been developed to compute  $\Sigma$ . The connection can be achieved by employing an auxiliary variable  $\mu$  *via*

$$G(\mathbf{r}, \mathbf{r}'; \beta) = \langle \mathbf{r} | e^{-\beta \hat{\mathcal{H}}} | \mathbf{r}' \rangle = \lim_{\mu \rightarrow 1^+} \langle \mathbf{r} | e^{-\mu \beta \hat{\mathcal{H}}} \theta(\mu) | \mathbf{r}' \rangle \quad (21)$$

where  $\theta(\mu)$  is Heaviside theta function. A subsequent introduction of Fourier transform  $\hat{\mathcal{F}}_\mu^\omega$  over  $\mu$  produces (see Appendix A for details) the desired relation:

$$G(\mathbf{r}, \mathbf{r}'; \beta) = \lim_{\mu \rightarrow 1^+} \frac{1}{\beta} \hat{\mathcal{F}}_\mu^\omega(\tilde{G}(\mathbf{r}, \mathbf{r}'; \tau)). \quad (22)$$

The Fourier operator  $\hat{\mathcal{F}}_\mu^\omega$  converts  $\mu$  space functions to  $\omega$  space functions and  $\tau = -i\frac{\omega}{\beta}$ . Since the  $\lim_{\mu \rightarrow 1^+}$  and Fourier transform are both linear operators once can expand  $\tilde{G}(\mathbf{r}, \mathbf{r}'; \tau)$  perturbatively



before employing  $\lim_{\mu \rightarrow 1^+}$  and  $\hat{\mathcal{F}}_\mu^\omega$ , keeping their relative ordering intact. The operator  $\hat{\tilde{G}}$  can be expanded through Dyson equation

$$\hat{\tilde{G}} = \hat{\mathcal{G}}_0 + \hat{\mathcal{G}}_0 \hat{W} \hat{\mathcal{G}}_0 + \hat{\mathcal{G}}_0 \hat{W} \hat{\mathcal{G}}_0 \hat{W} \hat{\mathcal{G}}_0 + \dots \quad (23)$$

Here  $\hat{\mathcal{G}}_0$  is the GF operator for the unperturbed Hamiltonian which yields  $\mathcal{G}_0(\mathbf{r}, \mathbf{r}'; \tau)$  in position representation and  $\hat{W}$  is the mean field interaction potential. The unperturbed Hamiltonian is  $\hat{H}_H$  in our case prompting  $\mathcal{G}_0(\mathbf{r}, \mathbf{r}'; \tau) \equiv \mathcal{G}^H(\mathbf{r}, \mathbf{r}'; \tau)$ . The integral form of the Dyson equation can be written as

$$\tilde{G}(\mathbf{r}, \mathbf{r}'; \tau) = \mathcal{G}^H(\mathbf{r}, \mathbf{r}'; \tau) + \int \int d\mathbf{r}'' d\mathbf{r}''' \mathcal{G}^H(\mathbf{r}, \mathbf{r}''; \tau) W(\mathbf{r}'', \mathbf{r}''') \tilde{G}(\mathbf{r}''', \mathbf{r}', \tau). \quad (24)$$

In this work,  $\hat{W}$  is considered as a mean field interaction potential prompting  $W(\mathbf{r}'', \mathbf{r}''') \equiv \delta(\mathbf{r}'' - \mathbf{r}''') W(\mathbf{r}'')$ . As a result, Eq.(24) becomes

$$\tilde{G}(\mathbf{r}, \mathbf{r}'; \tau) = \mathcal{G}^H(\mathbf{r}, \mathbf{r}'; \tau) + \int d\mathbf{r}'' \mathcal{G}^H(\mathbf{r}, \mathbf{r}''; \tau) W(\mathbf{r}'') \tilde{G}(\mathbf{r}'', \mathbf{r}', \tau). \quad (25)$$

The expansion for  $\tilde{G}$  also has  $\mathcal{G}^H$  as the leading order term similar to our GFF while the second term represents a parallel to  $G^{int}$ .

### III. RESULTS AND DISCUSSION

#### A. Weak interaction limit for one-dimensional simple harmonic oscillator

To exemplify the efficacy of our GFF we apply it to an one-dimensional simple harmonic oscillator. Also, we have refrained from using the atomic units in the following sections to clarify the relative magnitudes of different terms. The ground state of this system with natural frequency  $\omega$  and mass  $m$  is described by the probability density

$$\rho^{SHO}(x) = \left( \frac{m\omega}{\pi\hbar} \right)^{1/2} e^{-\frac{m\omega x^2}{\hbar}} \quad (26)$$

where  $\omega$  represents the inverse width of the probability distribution. As a result, larger  $\omega$  leads to a faster decaying probability density from the center *i.e.*  $x = 0$ . The corresponding GF is

$$G(x, x'; \beta) = G^{SHO}(x, x'; \beta) + \int dx'' G^{SHO}(x, x''; \beta) \langle x'' | \sum_{n=0}^{\infty} \frac{\beta^n}{n!} \hat{\mathcal{H}}_0^n \left( e^{-\beta(\hat{\mathcal{H}}_0 + \hat{W})} - e^{-\beta \hat{\mathcal{H}}_0} \right) | x' \rangle. \quad (27)$$

In this equation  $\hat{W}$  is the mean-field interaction potential. Note that the nuclear charge ( $Z$ ) in an atom signifies the extent of force that pulls electrons towards the nucleus in the center. For a harmonic oscillator, a similar role is played by the force constant  $k = m\omega^2$ . Therefore Eq.(19) and Eq.(29) are qualitatively equivalent except that for the latter only bound states are available. Furthermore, we have considered the weak-field limit since it resembles the low-density limit of the Gell-Mann-Bruckner model<sup>53</sup> where particles move under a constant positive background leading to constant charge density. As a result, the mean-field interaction potential also varies negligibly over space. To accomplish this, we have expanded  $\hat{W}$  in power series

$$W(x) = W_0 + x\partial_x W(x)|_0 + \dots \quad (28)$$

and considered only the first constant term  $W_0(x)$ . This approximation is equivalent to  $\hat{\mathcal{H}}_0 \approx \hat{\mathcal{H}}_H$ . By virtue of this approximation, Eq.(27) becomes

$$G(x, x'; \beta) = G^{SHO}(x, x'; \beta) + \int dx'' (e^{-\beta W_0} - 1) \left( G^{SHO}(x, x''; \beta) e^{-\beta \frac{\partial}{\partial \beta}} G^0(x'', x'; \beta) \right). \quad (29)$$

The  $G^{SHO}(x, x''; \beta)$  can be computed from path integral kernel for SHO<sup>54</sup> by setting  $T = \beta\hbar/i$  to obtain

$$G^{SHO}(x, x''; \beta) = A \exp\{-B[(x^2 + x''^2)C - 2xx'']\}. \quad (30)$$

Here  $A = \sqrt{\frac{m\omega}{2\pi\hbar\sinh(\omega\beta\hbar)}}$ ,  $B = \frac{m\omega}{2\hbar\sinh(\omega\beta\hbar)}$  and  $C = \cosh(\omega\beta\hbar)$ . The  $G^0(x, x''; \beta)$  is similarly obtained as

$$G^0(x'', x'; \beta) = A_0 \exp\{-B_0(x'' - x')^2\}. \quad (31)$$

Here,  $A_0 = \sqrt{\frac{m}{2\pi\beta\hbar^2}}$ ,  $B_0 = \frac{m}{2\beta\hbar^2}$ .

Following the steps elaborated in Appendix B we finally obtain the total GF as

$$\bar{G}(x, x'; \beta) = G^{SHO}(x, x'; \beta) + \frac{1}{2} \left( (\delta - \zeta) e^{-\alpha(ax^2 + ex'^2 - bxx')} + (\delta - \zeta') e^{-\alpha(ax'^2 + ex^2 - bxx')} \right) \quad (32)$$

Here

$$\delta = \frac{3(e^{-\beta W_0} - 1)}{2} AA_0 \sqrt{\frac{\pi}{\phi}}, \quad (33a)$$

$$\zeta(x, x') = AA_0 B_0 (e^{-\beta W_0} - 1) \sqrt{\frac{\pi}{\phi}} \left[ \frac{1}{2\phi} + (\theta(x, x'))^2 \right], \quad (33b)$$

$$\zeta'(x', x) = AA_0 B_0 (e^{-\beta W_0} - 1) \sqrt{\frac{\pi}{\phi}} \left[ \frac{1}{2\phi} + (\theta'(x', x))^2 \right], \quad (33c)$$

$$\phi = (BC + B_0), \quad (33d)$$

$$\theta(x, x') = \frac{B(x - Cx')}{\phi}, \quad (33e)$$

$$\theta'(x', x) = \frac{B(x' - Cx)}{\phi}, \quad (33f)$$

$$a = B^2 C^2 - B^2 + BCB_0, \quad (33g)$$

$$e = BCB_0, \quad (33h)$$

$$b = 2BB_0, \quad (33i)$$

$$\alpha = 1/\phi. \quad (33j)$$

Following our formalism, we finally obtain the kinetic energy

$$T[\rho] = \lim_{\Gamma \rightarrow \infty} \frac{1}{2\pi i} \int_{\gamma - i\Gamma}^{\gamma + i\Gamma} \frac{d\beta}{\beta} e^{\beta \varepsilon_F} t(\beta) \quad (34)$$

where  $t(\beta)$  is written as

$$t(\beta) = \left[ \frac{m}{8\omega\hbar^3\beta^2} + \frac{m\omega}{8\hbar} + \frac{e^{-\beta W_0} - 1}{2} \left( \frac{9m\omega}{32\sqrt{2}\hbar} + \frac{3m}{4\sqrt{2}\omega\hbar^3\beta^2} + \frac{m}{2\sqrt{2}\omega\hbar^3\beta^2} + \frac{43m\omega}{128\sqrt{2}\hbar} \right) \right] \quad (35)$$

leading to the final KE

$$T[\rho] = \frac{m\omega}{8\hbar} + \frac{m\varepsilon_F^2}{4\omega\hbar^3} - \frac{5m\varepsilon_F^2}{16\sqrt{2}\omega\hbar^3} + \frac{5m(\varepsilon_F - W_0)^2}{16\sqrt{2}\omega\hbar^3} \quad (36)$$

Here  $\varepsilon_F$  is the Fermi energy. We can see clearly from Eq.(36) that the kinetic energy increases quadratically with  $\varepsilon_F = \frac{p_F^2}{2m}$  where  $p_F$  is the Fermi momentum.  $p_F$  signifies the highest possible momentum of the particles in the system. As a result, the involvement of higher momentum states leads to higher kinetic energy for the system. On the contrary, the repulsive interaction term  $W_0$  pushes particles away from each other as well as from the center of the SHO. Classically, the momentum of the SHO is maximum at the center. This effect leads to a lower KE with the

increase in  $W_0$ . The variation of the KE with  $\omega$  is more complex. It is evident from Fig.1 that there exists a frequency  $\omega_{min}$  at which the kinetic energy is minimum for a given  $\epsilon_F$  and  $W_0$ . It is important to note here that  $W_0 \ll \epsilon_F$  should be considered as the weak field limit (see Sec.III F for a more mathematically motivated rationale). Physically, this definition of weak-field limit can be justified as follows. The Fermi energy  $\epsilon_F$  represents the highest energy states for the non-interacting Hamiltonian which is compensated by central potential provided via a positive force constant. In realistic atoms, this central potential on negatively charged electrons is exerted by the positively charged nucleus via Coulomb interaction. If the inter-particle repulsive interaction  $W_0$  supersedes the Fermi energy, the system will become unstable and unbound. As a result, inter-particle interaction cannot be computed as a perturbative effect. We can also obtain the expression of  $\omega_{min}$  analytically (see Appendix E) as

$$\omega_{min} \approx \left( \frac{\epsilon_F}{\hbar} \right) \left( 2 - \frac{5W_0}{\sqrt{2}\epsilon_F} \right)^{1/2} \quad (37)$$

In other words, the kinetic energy, and by virtue of the virial theorem the total energy, gets minimized in the presence of interelectronic interaction for a critical frequency  $\omega_{min} \propto \sqrt{k_{min}}$ . The existence of  $\omega_{min}$  is reminiscent of Slater's shielding constants where the interelectronic interaction reduces the effective nuclear charges experienced by an electron in a single-particle state. Since the force constant  $k$ , and therefore  $\omega$ , takes the role of the nuclear charge in our present work the  $\omega_{min}$  hints at the similar phenomenology. Also, as evident from Eq.(37) this  $\omega_{min}$  increases with the  $\epsilon_F$ . This effect is a parallel to the fact that the shielding due to inner electrons is more significant than those in higher energy states since these higher energy electrons are localized farther away from the center of attraction leading to lesser shielding.

## B. Application of traditional approach for 1D SHO

A direct term-by-term comparison between our approach and the traditional Green's function defined in Eq.(20) is warranted here. Considering the same approximation of 1D SHO for traditional GF, Eq. 39 can be written as,

$$\tilde{G}(x, x'; \tau) = \mathcal{G}^H(x, x'; \tau) + \int dx'' \mathcal{G}^H(x, x''; \tau) W(x'') \tilde{G}(x'', x'; \tau). \quad (38)$$

The idea is to compare our GFF approach with the traditional GF approach using the same approximation, whereas explained above we replace  $G^H(x, x'; \beta)$  by  $G^{SHO}(x, x'; \beta)$  and  $W(x'')$  is the

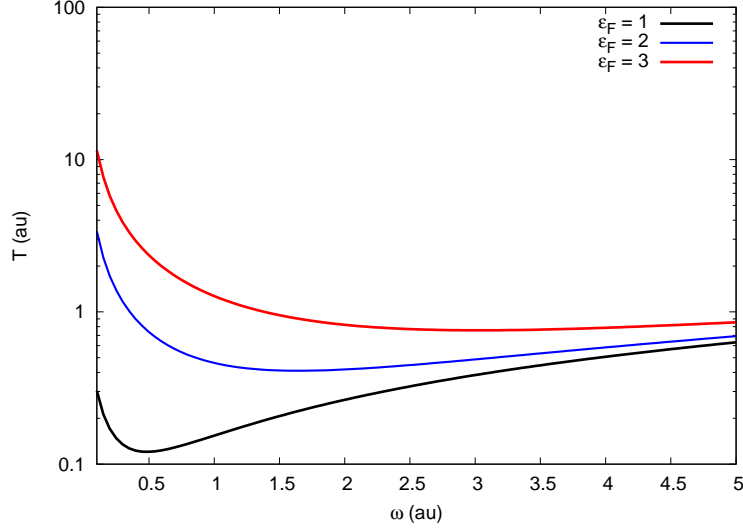


FIG. 1: Variation of kinetic energy with  $\omega$  for different Fermi energies  $\epsilon_F$ , keeping  $m = 1.0$  and  $W_0 = 1$ . Note that the  $\omega_{\min}$  shifts to higher values with an increase in  $\epsilon_F$ . The ordinate is plotted on a logarithmic scale.

mean-field potential as explained in Eq.28, here also considered the constant interaction potential only.

$$\tilde{G}(x, x'; \tau) = \mathcal{G}^{SHO}(x, x'; \tau) + \int dx'' \mathcal{G}^{SHO}(x, x''; \tau) W_0 \tilde{G}(x'', x', \tau). \quad (39)$$

The form of  $\mathcal{G}^{SHO}$  with energy  $E^{55}$  is

$$\mathcal{G}^{SHO}(x, x'; E) = \frac{m\Gamma(\frac{1}{2} - \epsilon)}{2^{\epsilon-1/2}\sqrt{\pi}\alpha\hbar^2} e^{-\frac{\alpha^2(x^2+x'^2)}{2}} H_{\epsilon-1/2}(-\alpha \min(x, x')) H_{\epsilon-1/2}(\alpha \max(x, x')). \quad (40)$$

Here  $\alpha = \sqrt{\frac{m\omega}{\hbar}}$ ,  $\epsilon = \frac{mE}{\alpha^2\hbar^2} = \frac{E}{\hbar\omega}$  and  $H_{\epsilon-1/2}(x)$  is Hermite polynomial of degree  $\epsilon - 1/2$ . Note that to compute  $\mathcal{G}^{SHO}$ ,  $E$  should be replaced by  $\tau$ . We decided to compute the kinetic energy from this expression for the future due to its complex form. Nevertheless, it is clear from Eq.(40) that the leading order term of the interaction part of Green's function varies linearly with  $W_0$ . This is in contrast with our approach where the leading order interaction term (See Eq.(33)) is proportional to  $(e^{-\beta W_0} - 1)$  thereby incorporating  $W_0$  contribution up to infinite order. Also, the  $W_0$  appears in the exponent ensuring the convergence of the resulting series. Clearly, each term of our perturbation series appears to be a partial sum of infinite terms of the Dyson series presented in Eq.(23). The exact nature of this partial sum, however, requires a sophisticated Feynman diagram approach which will be taken up in the future.

### C. Spatial nature of Green's functions

The fundamental entity in our formalism is the Green's function. Eq.(29) is the governing equation for GF of a one-dimensional simple harmonic oscillator (SHO) in the weak interaction limit. In a broad sense, any Green's function captures the non-local response of the system, thereby encapsulating all mechanical information about the system. One can interpret the GF as the magnitude of the “effect” experienced by an observer at  $x'$  when a “cause” has been introduced at  $x$ . Note that these “cause-effect” points are arbitrary and therefore the GF is symmetric with respect to  $x$  and  $x'$ . Therefore it is imperative to analyze the spatial nature of the GF to understand and propel our methodology further. We have plotted Eq.(32) in Fig.2 for three representative  $\omega = 0.5, 1$  and  $2$  keeping  $\beta = 10$  and  $W_0 = 1$  fixed. The contour plots in Fig.2 for  $G^{SHO}$ ,  $G^{int}$ , and the total  $G$  are generated using different parameter values. As expected from Eq.(32), all contour plots exhibit  $x - x'$  symmetry. Graphically, all contours are symmetrically distributed around the diagonal line for which  $x = x'$ . The contour of  $G^{SHO}$  is completely circular owing to the fact that the  $G^{SHO}(x, x'; \beta)$  is a function of  $(x - x')$ . It also exhibits a maximum response at the center ( $x = x' = 0$ ) due to the accumulation of probability density  $\rho^{SHO}(x)$  at the center as described by Eq.(26). The response decreases as one moves away from the center since  $\rho^{SHO}(x)$  also tapers off from the center monotonically. Similarly,  $G^{int}$  shows the maximum response at the center albeit with a negative sign. As a result, the total Green's function represents a “tug-of-war” between the unperturbed SHO response and that of the interaction term.  $G^{int}(x, x'; \beta)$  also tapers off away from the center due to a decrease in probability density farther away. In contrast to  $G^{SHO}$ ,  $G^{int}$  shows a very prominent “polar” structure. One can see that with increase in  $\omega$  the  $G^{int}$  becomes more localized mirroring  $\rho^{SHO}(x)$ . Clearly, the response is longer in range along  $x = 0$  and  $x' = 0$  lines. This feature becomes more prominent with the increase in  $\omega$ . While the exact reason for this feature is not clear at present, we believe that it is related to the density difference between “cause” and “effect” points. Since  $x = 0$  or  $x' = 0$ , line represents the region maximum probability of the particle,  $G^{int}$  along these lines indicate a large difference of density leading to stronger interaction indicating a strong correlation between the density gradient  $\frac{\partial \rho^{SHO}(x)}{\partial x}$  and interparticle interaction  $W_0$ . This feature is clearly reminiscent of inhomogeneity in atomic electron density exemplified by atomic shell structures. Clearly, this interaction term appears to hold the key to atomic shell structures. However, more work is necessary to prove this conclusion explicitly. The total  $G$  is a combined effect of  $G^{SHO}$  and  $G^{int}$  and is more difficult to understand physically. It is clear, how-

ever, that while the  $G^{int}$  becomes less “polar” with the decrease in  $\omega$ , total GF  $G(x, x'; \beta)$  becomes more “polar” indicating a complex interplay between  $G^{SHO}$  and  $G^{int}$ . Future works are essential to understand these features for devising novel methodologies applicable to realistic systems.

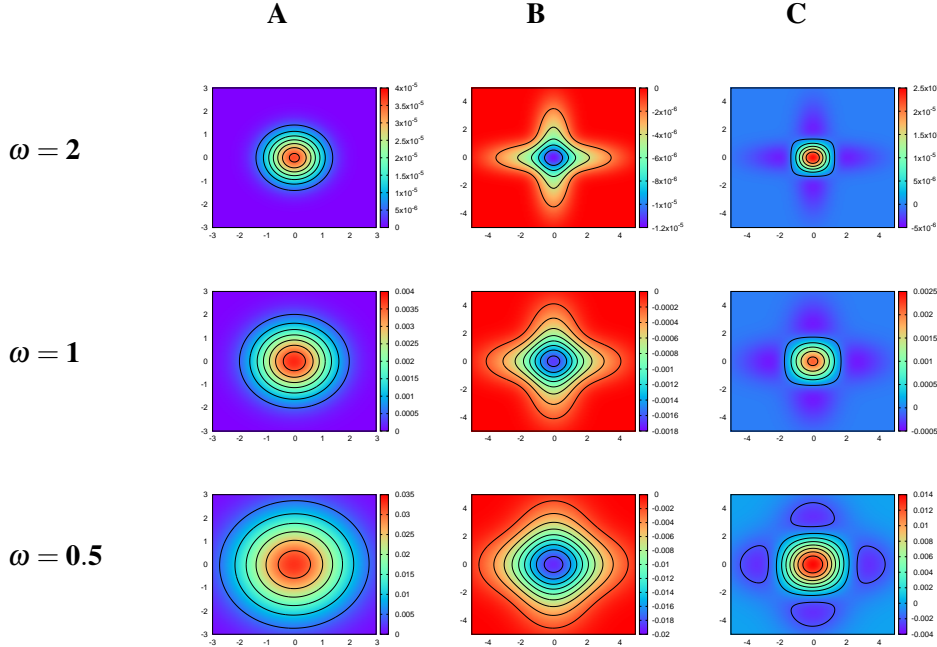


FIG. 2: The contour plots of  $G^{SHO}$ ,  $G^{int}$ , and  $G$  for different  $\omega$  values and a constant  $\beta = 10$ . The first column (A) displays  $G^{SHO}$ , the second column (B) shows  $G^{int}$ , and the third column (C) illustrates  $G$ . The rows correspond to different  $\omega$  values: the first row is for  $\omega = 2$ , the second row is for  $\omega = 1$ , and the third row is for  $\omega = 0.5$ . Each contour plot provides a visual representation of the corresponding GFs under the specified parameters.

#### D. $N$ and $Z$ dependence of KE

Next, we will discuss the variation of the KE expression obtained in Eq.(36) with the number of particle  $N$  via  $\mathcal{E}_F$  and  $\omega$ . We realize that  $\mathcal{E}_F$  indicates the upper limit of the occupied energy states and is therefore indicative of  $N$  in a given set of single-particle states. We have employed two estimates of  $\mathcal{E}_F$  in this work resulting in two asymptotic limits. They represent pure bound state limit (BSL) and pure scattering state limit (SSL). This is done keeping in mind that realistic systems like hydrogenic atoms sustain both types of states and therefore these two models act as asymptotic limits of the real atoms. Also, we considered each single-particle state to be singly occupied to mimic the effects of the Pauli exclusion principle. First, we consider the quantum

harmonic oscillator as a representative of BSL to define  $\varepsilon_F$ . As a result, we define bound state limit (BSL) by  $\varepsilon_F = (N + 1/2)\hbar\omega$ . The kinetic energy functional for BSL is therefore

$$T_{BSL} \approx A(N + 1/2)^2 - B(N + 1/2) + C + D \quad (41)$$

where  $m$  and  $\omega$  dependent constants A, B, C and D are

$$A = \frac{m\omega}{4\hbar} \quad (42)$$

$$B = \frac{5mW_0}{8\sqrt{2}\hbar^2} \quad (43)$$

$$C = \frac{m\omega}{8\hbar} \quad (44)$$

$$D = \frac{5mW_0^2}{16\sqrt{2}\omega\hbar^3}. \quad (45)$$

The SSL is represented by free particles with a continuous energy spectrum. In this limit

$$\varepsilon_F = \frac{\hbar^2}{2m} \left( \frac{3\pi^2}{V} \right)^{2/3} N^{2/3} \quad (46)$$

where the volume  $V$  is computed here via classical turning points  $x_{tp}$  of the SHO *i.e*  $V = (2x_{tp})^3$ .

We employed the classical turning points are related to the energy of the highest occupied state

$E_N = (N + \frac{1}{2})\hbar\omega$  and given by

$$x_{tp} = \sqrt{\frac{2E_N}{m\omega^2}} \quad (47)$$

As a result, we obtain

$$V = 8 \left( \frac{2(N + 1/2)\hbar}{m\omega} \right)^{3/2} \quad (48)$$

leading to the  $\varepsilon_F$

$$\varepsilon_F = \frac{3\pi^2\hbar\omega}{16} \frac{N^{2/3}}{(N + 1/2)}. \quad (49)$$

Employing these expressions we finally find

$$T_{SSL} \approx E \frac{N^{4/3}}{(N + 1/2)^2} - F \frac{N^{2/3}}{(N + 1/2)} + C + D. \quad (50)$$

where

$$E = \left( \frac{3\pi^2}{16} \right)^2 \left( \frac{m\omega}{4\hbar} \right) \quad (51)$$

$$F = \left( \frac{3\pi^2}{16} \right) \left( \frac{5mW_0}{8\sqrt{2}\hbar^2} \right) \quad (52)$$



To compare the relative qualitative accuracy of the four aforementioned KE functionals, we employed empirical  $N$  and  $Z$ -dependency of kinetic energy  $T[\rho] = T_{\text{vW}}[\rho] + \gamma(N, Z)T_0[\rho]$  defined for atomic systems. For neutral atoms  $N = Z$  leads to  $\gamma(N, N) = 1 - \frac{1.412}{N^{1/3}}$ <sup>14,56</sup>. Furthermore, to get the  $N$ -dependence of KE we employ  $\rho \propto N$  to finally obtain

$$T_\gamma \approx N^2 + N^{5/3} - (1.412)N^{4/3}. \quad (53)$$

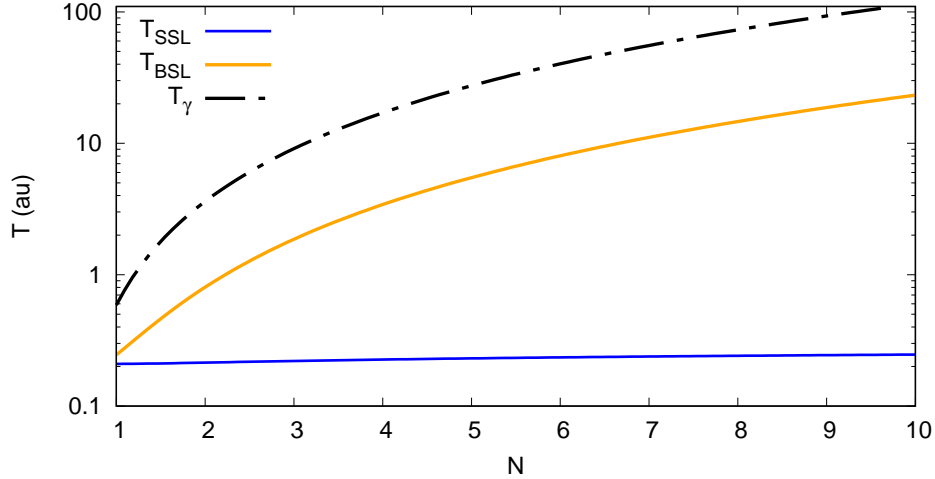


FIG. 3: The variation of kinetic energy as a function of  $N$ . The blue solid line, yellow solid line, and black dashed line represent  $T_{\text{SSL}}$ ,  $T_{\text{BSL}}$  and  $T_\gamma$ , respectively. The ordinate is in logscale.

A direct comparison between  $T_{\text{BSL}}$ ,  $T_{\text{SSL}}$  and  $T_\gamma$  in Fig.3. It is evident that the  $T_{\text{BSL}}$  follows the same functional dependence on  $N$  as  $T_\gamma$ . The behavior of  $T_{\text{SSL}}$  is completely wrong. This is expected since the realistic atoms are closer in essence to BSL than SSL. The difference between  $T_\gamma$  and  $T_{\text{BSL}}$  also increases for larger  $N$ . This effect is also expected since the single-particle states in SHO remain equispaced in energy while for atoms they become more closely spaced. Therefore for larger  $N$  the qualitative difference between our model and actual atoms also gets magnified leading to larger error. While a quantitative agreement between our model and an actual atom is completely unexpected, our model appears to reproduce the qualitative features of realistic atoms, including the  $N$ -dependence of the KE, quite successfully.

### E. Application of $T_{BSL}$ on noble gas atoms

To push our formalism further, we have now applied our results to noble gas atoms. Note that it is expected that our results will not match the actual kinetic energy numerically for our expression is derived for a one-dimensional (1D) system. and incorporates other crude approximations. However, we are interested in finding out if there is any qualitative trend that emerges from ( $T_{BSL}$ ) applied to noble gas atoms using Eq.(41). The reference kinetic energy values were taken from Hartree-Fock table data<sup>57</sup>. We employed two estimates for  $\omega$ . First, we have used the ionization energies of the corresponding atoms in atomic units (*a.u.*) as an estimate of  $\omega = \omega_{IE}$ <sup>58</sup>. The second estimate of  $\omega = \omega_{K-L}$  is taken to be the transition frequency between K and L shells of the respected atoms. Results from these two estimates are presented in Table.I. Note that except for He where these are essentially the same due to following Koopmans theorem, for other atoms  $\omega_{IE} < \omega_{K-L}$ . Moreover  $\omega_{IE}$  and  $\omega_{K-L}$  represent the smallest and largest energy gaps for these atoms. Therefore it is expected that actual values of the KE will lie between these two extreme limits. This expectation is indeed found to be true. It can be seen from Table I that  $T_{BSL}$  and  $T_{BSL}^{K-L}$  represent lower and higher extremes of true KE. In future, a search for an effective frequency may be pursued which will reproduce the KE more faithfully. Such quantity will turn out to be very useful for Unsold-type approximations in the computations of effective response functions<sup>59</sup>.

Atom	$\omega_{IE}$ ( <i>a.u.</i> )	$T_{BSL}$ ( <i>a.u.</i> )	$\omega_{K-L}$ ( <i>a.u.</i> )	$T_{BSL}^{K-L}$ ( <i>a.u.</i> )	K.E. ( <i>a.u.</i> )
He	$9.1 \times 10^{-1}$	$6.7 \times 10^{-1}$	$9.2 \times 10^{-1}$	$6.8 \times 10^{-1}$	$2.86 \times 10^0$
Ne	$7.9 \times 10^{-1}$	$1.76 \times 10$	$3.08 \times 10^0$	$8.49 \times 10^2$	$1.28 \times 10^2$
Ar	$5.8 \times 10^{-1}$	$4.18 \times 10$	$1.06 \times 10^2$	$9.09 \times 10^3$	$5.26 \times 10^2$
Kr	$5.1 \times 10^{-1}$	$1.55 \times 10^2$	$4.50 \times 10^2$	$1.5 \times 10^5$	$2.75 \times 10^3$

TABLE I: Calculated kinetic energy values,  $T_{BSL}$  and  $T_{BSL}^{K-L}$ , for noble gas atoms using  $\omega_{IE}$  and  $\omega_{K-L}$ , respectively. The reference kinetic energy (K.E.) values are taken from Hartree-Fock table data<sup>57</sup>. The parameters  $\omega_{IE}$ <sup>58</sup> and  $\omega_{K-L}$  are used to compute the  $T_{BSL}$  and  $T_{BSL}^{K-L}$  values, respectively.

## F. A natural limit of weak-field interaction

We have explored the weak field limit extensively in our work and defined it as

$$W_0^{max} < \varepsilon_F \quad (54)$$

in Section III A from a physical consideration where  $W_0^{max}$  is the maximum allowed value for interaction potential. In addition, our formalism supports this definition in a more mathematically rigorous manner. The condition to obtain a well-defined Laplace transform in Eq.(34) is

$$\varepsilon_F - W_0 \geq 0. \quad (55)$$

Without the condition, the Bromwich integral does not yield a bounded KE justifying our physical definition in Eq.(54). Note that  $\varepsilon_F$  increases with  $N$ . Therefore for  $N \rightarrow \infty$ , any system would be considered as the weak-field limit leading to an exact HEG description. This conclusion coincides with Lieb's results<sup>60</sup>.

## IV. CONCLUSION

In summary, we have developed a general and systematic method to compute the kinetic energy density for an electronic system using Green's function formalism. The methodology developed in this work is the first approach, to our knowledge, to compute KED in a completely systematic manner. Another significant advantage of our approach is that it is not based on top of an arbitrary model. Instead, the guiding principle of our perturbative treatment is the magnitude of the different partitions of the total Hamiltonian leading to a mathematically consistent methodology for KED. We have also shown that our methodology is related to traditional Green's function formalism in a mathematically rigorous manner. However, each term of our expansion can be considered as a partial sum of the traditional perturbation series of Green's functions. To exemplify the formalism we also presented some flagship calculations on a one-dimensional Hookian atom. While we did not expect any quantitative agreement with actual kinetic energy values of atoms these calculations successfully reproduced several salient qualitative features of atomic KEDs such as the the variation of KE on  $N$ . To the best of our knowledge, this is the first work which shows such dependence without recouring to any specific model. From the calculation of KE for weak interaction limit, we also obtained an upper limit of the magnitude of interaction potential in terms of the Fermi energy. Such quantitative measure for "weak" potential is also one of the natural by-products of

our formalism. Furthermore, the mathematically rigorous connection between traditional Green's function and our Green's function allows for an exact recipe for the systematic development of KE.

Despite being promising, our methodology requires improvements in several aspects. First, the form of self-energy computed in this work is extremely complicated and only computed in a mean-field framework. A more rigorous many-body description needs to be developed in the future. A full Fermionic many-body expansion of the Green's function in its present form appears challenging. Therefore, in the future, more sophisticated approximation techniques need to be developed in that direction. In the near future, the use of Hydrogenic Green's functions also have to be used and research in that direction is in progress. Moreover, a diagrammatic perturbation technique is essential to develop an analytically convergent perturbation theory.

## ACKNOWLEDGMENTS

Priya acknowledges a Prime Minister's Research Fellowship and MS acknowledges IIT Kanpur for initiation grant for partial support. We also thank Jaseela for support.

## Appendix A: Connection to $G(\mathbf{r}, \mathbf{r}'; \beta)$ and $\tilde{G}(\mathbf{r}, \mathbf{r}'; \tau)$

We define the Fourier transform operator  $\hat{\mathcal{F}}_\mu^\omega$  as

$$F(\omega) = \hat{\mathcal{F}}_\mu^\omega(f(\mu)) \equiv \frac{1}{\sqrt{2\pi}} \int e^{i\mu\omega} f(\mu) d\mu. \quad (\text{A1})$$

Using Eq.(A1), we can our Green's function in terms of traditional GF as

$$\begin{aligned} G(\mathbf{r}, \mathbf{r}'; \beta) &= \lim_{\mu \rightarrow 1^+} \langle \mathbf{r} | \hat{\mathcal{F}}_\mu^\omega \left( \frac{1}{\beta \hat{\mathcal{H}} + i\omega} \right) | \mathbf{r}' \rangle \\ &= \lim_{\mu \rightarrow 1^+} \frac{1}{\beta} \langle \mathbf{r} | \hat{\mathcal{F}}_\mu^\omega \left( \frac{1}{\hat{\mathcal{H}} + i\frac{\omega}{\beta}} \right) | \mathbf{r}' \rangle \\ &= \lim_{\mu \rightarrow 1^+} \frac{1}{\beta} \hat{\mathcal{F}}_\mu^\omega(\tilde{G}(\mathbf{r}, \mathbf{r}'; \tau)). \end{aligned} \quad (\text{A2})$$

where  $\tau = \frac{-i\omega}{\beta}$ .

## Appendix B: Calculation for 1D harmonic oscillator using GFF

The detailed calculation for kinetic energy is described here.

$$G(x, x'; \beta) = G^{SHO}(x, x'; \beta) + \int dx'' G^{SHO}(x, x''; \beta) \langle x'' | \sum_{n=0}^{\infty} \frac{\beta^n}{n!} \hat{\mathcal{H}}_0^n \left( e^{-\beta(\hat{\mathcal{H}}_0 + \hat{W})} - e^{-\beta \hat{\mathcal{H}}_0} \right) | x' \rangle. \quad (\text{B1})$$

Basic definition used in our work

$$G^{SHO}(x, x''; \beta) = A \exp\{-B[(x^2 + x''^2)C - 2xx'']\}. \quad (\text{B2})$$

Here

$$\begin{aligned} A &= \sqrt{\frac{m\omega}{2\pi\hbar \sinh(\omega\beta\hbar)}} \\ B &= \frac{m\omega}{2\hbar \sinh(\omega\beta\hbar)} \\ C &= \cosh(\omega\beta\hbar) \end{aligned}$$

The  $G^0(x, x''; \beta)$  is similarly obtained as

$$G^0(x'', x'; \beta) = A_0 \exp\{-B_0(x'' - x')^2\}. \quad (\text{B3})$$

$$\begin{aligned} A_0 &= \sqrt{\frac{m}{2\pi\beta\hbar^2}} \\ B_0 &= \frac{m}{2\beta\hbar^2}. \end{aligned}$$

as explained above in section III, we considered weak interaction limit

$$W(x) = W_0 + x\partial_x W(x)|_0 + \dots \quad (\text{B4})$$

We have considered the constant interaction potential, as a result eq. (27) becomes

$$G(x, x'; \beta) = G^{SHO}(x, x'; \beta) + \int dx'' G^{SHO}(x, x''; \beta) \langle x'' | \sum_{n=0}^{\infty} \frac{\beta^n}{n!} \hat{\mathcal{H}}_0^n \left( e^{-\beta \hat{\mathcal{H}}_0} e^{-\beta \hat{W}_0} - e^{-\beta \hat{\mathcal{H}}_0} \right) | x' \rangle. \quad (\text{B5})$$

rewriting the above equation

$$G(x, x'; \beta) = G^{SHO}(x, x'; \beta) + \int dx'' G^{SHO}(x, x''; \beta) (e^{-\beta W_0} - 1) \langle x'' | \sum_{n=0}^{\infty} \frac{\beta^n}{n!} \underbrace{\hat{\mathcal{H}}_0^n e^{-\beta \hat{\mathcal{H}}_0}}_{\frac{\partial^n}{\partial(-\beta)^n} e^{-\beta \hat{\mathcal{H}}_0}} | x' \rangle. \quad (\text{B6})$$

$$G(x, x'; \beta) = G^{SHO}(x, x'; \beta) + (e^{-\beta W_0} - 1) \int dx'' G^{SHO}(x, x''; \beta) e^{-\beta \frac{\partial}{\partial \beta}} G^0(x'', x'; \beta) \quad (B7)$$

solving for the 2nd part  $e^{-\beta \frac{\partial}{\partial \beta}} G^0(x'', x'; \beta) \approx \left(1 - \beta \frac{\partial}{\partial \beta}\right) G^0(x'', x'; \beta) = \frac{3}{2} G^0(x'', x'; \beta) - B_0(x'' - x')^2 G^0(x'', x'; \beta)$

Therefore we get

$$G(x, x'; \beta) = G^{SHO}(x, x'; \beta) + (e^{-\beta W_0} - 1) \left( \frac{3}{2} \int dx'' G^{SHO}(x, x''; \beta) G^0(x'', x'; \beta) \right) - (e^{-\beta W_0} - 1) \left( B_0 \int dx'' G^{SHO}(x, x''; \beta) (x'' - x')^2 G^0(x'', x'; \beta) \right) \quad (B8)$$

### Appendix C: The kinetic energy contribution from $G^{SHO}$

The kinetic energy contribution from  $G^{SHO}$  in Eq.(B8) can be calculated as

$$T[\rho] = -\frac{1}{2} \int \frac{\partial^2}{\partial x^2} (\rho_1(x, x'))|_{x=x'} dx \quad (C1)$$

As explained in section II  $\rho_1(x, x')$  is related to GF by Laplace transform

$$T[\rho] = -\frac{1}{2} \int \frac{\partial^2}{\partial x^2} \left( \lim_{T \rightarrow \infty} \frac{1}{2\pi i} \int_{\gamma-iT}^{\gamma+iT} \frac{d\beta}{\beta} e^{\beta \varepsilon_F} G(x, x'; \beta) \right) |_{x=x'} dx \quad (C2)$$

$$= -\frac{1}{2} \lim_{T \rightarrow \infty} \frac{1}{2\pi i} \int_{\gamma-iT}^{\gamma+iT} \frac{d\beta}{\beta} e^{\beta \varepsilon_F} \int \frac{\partial^2}{\partial x^2} G(x, x'; \beta) |_{x=x'} dx \quad (C3)$$

Here we are doing for  $G^{SHO}$ , therefore we need to evaluate  $\frac{\partial^2}{\partial x^2} G^{SHO}(x, x'; \beta)$

$$\frac{\partial^2}{\partial x^2} G^{SHO}(x, x'; \beta) |_{x=x'} = 4AB^2 x^2 (C-1)^2 e^{-2Bx^2(C-1)} - 2ABCe^{-2Bx^2(C-1)} \quad (C4)$$

$$\frac{\partial^2}{\partial x'^2} G^{SHO}(x, x'; \beta) = \frac{\partial^2}{\partial x^2} G^{SHO}(x, x'; \beta) \quad (C5)$$

Now doing the integration w.r.t x

$$\int \frac{\partial^2}{\partial x^2} G^{SHO}(x, x'; \beta) |_{x=x'} dx = \int dx (4AB^2 x^2 (C-1)^2 e^{-2Bx^2(C-1)} - 2ABCe^{-2Bx^2(C-1)}) \quad (C6)$$

$$= 4AB^2 (C-1)^2 \frac{1}{2} \sqrt{\frac{\pi}{(2B(C-1))^3}} - 2ABC \sqrt{\frac{\pi}{2B(C-1)}} \quad (C7)$$

$$= A\sqrt{B\pi} \left( \sqrt{\frac{C-1}{2}} - \sqrt{\frac{2}{C-1}} C \right) \quad (C8)$$

$$= -A\sqrt{B\pi} \frac{C+1}{\sqrt{2(C-1)}} \quad (C9)$$

Now using  $A = \sqrt{B/\pi}$ ,  $C = 1 + \frac{(\omega\beta\hbar)^2}{2}$  and using approximation  $\sinh(\omega\beta\hbar) = \omega\beta\hbar$ , therefore  $B = \frac{m}{2\beta\hbar^2}$ . Using all the approximations we get

$$= -\frac{m}{4\beta\hbar^2} \left( \frac{4}{\omega\beta\hbar} + \omega\beta\hbar \right) \quad (C10)$$

$$= \frac{1}{2} \lim_{T \rightarrow \infty} \frac{1}{2\pi i} \int_{\gamma-iT}^{\gamma+iT} \frac{d\beta}{\beta} e^{\beta\epsilon_F} \frac{m}{4\beta\hbar^2} \left( \frac{4}{\omega\beta\hbar} + \omega\beta\hbar \right) \quad (C11)$$

$$= \frac{m}{8\hbar^2} \left( \lim_{T \rightarrow \infty} \frac{1}{2\pi i} \int_{\gamma-iT}^{\gamma+iT} d\beta e^{\beta\epsilon_F} \left( \frac{4}{\omega\beta^3\hbar} + \frac{\omega\hbar}{\beta} \right) \right) \quad (C12)$$

$$T[\rho]_{SHO} = \frac{m\epsilon_F^2}{4\omega\hbar^3} + \frac{m\omega}{8\hbar} \quad (C13)$$

#### Appendix D: The Kinetic energy contribution from $G^{int}$ in Eq.(B8)

Another essential required for solving the above equation is the multiplication of two Gaussian in our case  $G^{SHO}(x, x''; \beta) G^0(x'', x'; \beta)$  writing the general form

$$e^{-\alpha_1(x-\mu_1)^2} e^{-\alpha_2(x-\mu_2)^2} = e^{-(\alpha_1\mu_1^2 + \alpha_2\mu_2^2)} e^{-\left(\frac{(\alpha_1\mu_1 + \alpha_2\mu_2)^2}{\alpha_1 + \alpha_2}\right)} e^{-(\alpha_1 + \alpha_2)(x-z)^2} \quad (D1)$$

Here  $z = \frac{(\alpha_1\mu_1 + \alpha_2\mu_2)}{\alpha_1 + \alpha_2}$ . Similarly, we have to solve another general result for 3rd term

$$\int dx'' (x'' - \theta_1)^2 e^{-\phi(x'' - \theta_2)^2} = \int dx'' ((x - \theta_2) + \theta)^2 e^{-\phi(x'' - \theta_2)^2} \quad (D2)$$

$$= \sqrt{\frac{\pi}{\phi}} \left[ \frac{1}{2\phi} + \theta^2 \right] \quad (D3)$$

Using eq.(D1) the multiplication of  $G^{SHO}(x, x''; \beta) G^0(x'', x'; \beta)$  is

$$G^{SHO}(x, x''; \beta) G^0(x'', x'; \beta) = e^{-\phi(x''-z)^2} e^{-\alpha(ax^2 + ex'^2 - bxx')}$$

$$\phi = (BC + B_0)$$

$$a = B^2C^2 - B^2 + BCB_0$$

$$e = BCB_0$$

$$b = 2BB_0$$

$$\alpha = 1/\phi$$

$$z = \frac{Bx + B_0x'}{BC + B_0}$$

Solving for the 1st part of  $G^{int}$  in Eq.(B8)

$$\int dx'' G^{SHO}(x, x''; \beta) G^0(x'', x'; \beta) = AA_0 \sqrt{\frac{\pi}{BC+B_0}} e^{-\alpha(ax^2+ex'^2-bxx')}$$

Now double differentiating  $e^{-\alpha(ax^2+ex'^2-bxx')}$  w.r.t  $x$  and  $x = x'$

$$(\alpha^2(2a-b)^2x^2 - 2\alpha a) e^{-\alpha.x^2(a+e-b)}$$

Now double differentiating  $e^{-\alpha(ax^2+ex'^2-bxx')}$  w.r.t  $x'$  and  $x = x'$

$$(\alpha^2(2e-b)^2x^2 - 2\alpha e) e^{-\alpha.x^2(a+e-b)}$$

Now Taking the average

$$\frac{1}{2} (\alpha^2(2a-b)^2x^2 - 2\alpha a + \alpha^2(2e-b)^2x^2 - 2\alpha e) e^{-\alpha.x^2(a+e-b)}$$

Integrating w.r.t  $x$

$$\frac{\alpha^2(2a-b)^2\pi^{1/2}}{2(\alpha(a+e-b))^{3/2}} - \frac{2\alpha a\pi^{1/2}}{(a+e-b)^{1/2}} + \frac{\alpha^2(2e-b)^2\pi^{1/2}}{2(\alpha(a+e-b))^{3/2}} - \frac{2\alpha e\pi^{1/2}}{(a+e-b)^{1/2}}$$

Including the  $AA_0\sqrt{\frac{\pi}{BC+B_0}}$  and using the approximations discussed above which makes  $A = A_0, B = B_0$  we get

$$\frac{3(e^{-\beta W_0} - 1)}{4(C+1)(a+e-b)^{1/2}} \left[ \frac{(2a-b)^2}{2(a+e-b)} + \frac{(2e-b)^2}{2(a+e-b)} - 2a - 2e \right] \quad (D4)$$

Using  $C = (1 + \frac{(\omega\beta\hbar)^2}{2})$

$$a+e-b = 2B^2(\omega\beta\hbar)^2$$

$$2a-b = 3B^2(\omega\beta\hbar)^2$$

$$2e-b = B^2(\omega\beta\hbar)^2$$

$$2e = 2B^2C$$

$$2a = 2B^2 \left( 1 + \frac{3(\omega\beta\hbar)^2}{2} \right)$$

By using the above equations, the Eq. D4 becomes

$$-\frac{3(e^{-\beta W_0} - 1)}{8\sqrt{2}} \frac{m}{\hbar^2} \left( \frac{3\omega\hbar}{4} + \frac{2}{\omega\hbar\beta^2} \right) \quad (D5)$$

Hereafter multiplying by the factor of  $1/\beta$  before doing the inverse Laplace transform

$$-\frac{3m}{8\sqrt{2}\hbar^2} \left[ \frac{3\omega\hbar e^{-\beta W_0}}{4\beta} + \frac{2e^{-\beta W_0}}{(\omega\hbar\beta^3)} - \frac{3\omega\hbar}{4\beta} - \frac{2}{\omega\hbar\beta^3} \right] \quad (D6)$$

The kinetic energy expression that we got is

$$T[\rho]_1 = \frac{3m}{16\sqrt{2}\omega\hbar^3} ((\epsilon_F - W_0)^2 - \epsilon_F^2) \quad (D7)$$



a. The kinetic energy contribution from the second part  $G^{int}$  of Eq.(B8)

The second part of Eq. (B8) is

$$= (e^{-\beta W_0} - 1) \left( B_0 \int dx'' G^{SHO}(x, x''; \beta) (x'' - x')^2 G^0(x'', x'; \beta) \right) \quad (D8)$$

Using the general formula Eq.(D1) and Eq.(D2) we get

$$\sqrt{\frac{\pi}{\phi}} \left( \frac{1}{2\phi} + \theta^2 \right) e^{-\left( \frac{ax^2 + ex'^2 - bxx'}{\phi} \right)}$$

$$\theta = \frac{B(x - Cx')}{\phi}$$

Simplifying and substituting the value of  $\theta$

$$(L + M(x - Cx')) e^{-\left( \frac{ax^2 + ex'^2 - bxx'}{\phi} \right)}$$

here  $L$  and  $M$  are

$$L = \frac{\pi^{1/2}}{2\phi^{3/2}}; M = \frac{B^2 \pi^{1/2}}{\phi^{5/2}}$$

Now further we have to double differentiate w.r.t  $x$  and  $x'$

$$(L + M(x - Cx'))^2 e^{-\left( \frac{ax^2 + ex'^2 - bxx'}{\phi} \right)} \quad (D9)$$

After differentiating w.r.t  $x$

$$[2M - 4\alpha M(x - Cx')(2ax - bx') - 2\alpha a(L + M(x - Cx'))^2 + \alpha^2(L + M(x - Cx'))^2(2ax - bx')^2] e^{-\alpha(ax^2 + ex'^2 - bxx')} \quad (D10)$$

Similarly differentiating w.r.t  $x'$

$$[2MC^2 + 4MC\alpha(x - Cx')(2ex' - bx) - 2\alpha e(L + M(x - Cx'))^2 + \alpha^2(2ex' - bx)^2(L + M(x - Cx'))^2] e^{-\alpha(ax^2 + ex'^2 - bxx')} \quad (D11)$$

After using the approximations  $\sinh(\omega\hbar\beta) = \omega\hbar\beta$ ,  $\cosh(\omega\hbar\beta) = 1 + \frac{(\omega\hbar\beta)^2}{2}$  and substituting the values of  $L, M, C, \alpha$  etc.. Putting them together in Eq.(D8) we get

$$(e^{-\beta W_0} - 1) \left( \frac{m}{16\sqrt{2}\omega\hbar^3} \left( \frac{8}{\beta^2} + \frac{43(\omega\hbar)^2}{8} \right) \right) \quad (D12)$$

After doing the Laplace transform

$$T[\rho]_2 = \frac{m}{8\sqrt{2}\omega\hbar^3} ((\epsilon_F - W_0)^2 - \epsilon_F^2) \quad (D13)$$

## Appendix E: Calculation of $\omega_{min}$

In order to calculate the  $\omega_{min}$  form the kinetic energy (Eq.(36))

$$T[\rho] = \frac{m\omega}{8\hbar} + \frac{m\varepsilon_F^2}{4\omega\hbar^3} - \frac{5m\varepsilon_F^2}{16\sqrt{2}\omega\hbar^3} + \frac{5m(\varepsilon_F - W_0)^2}{16\sqrt{2}\omega\hbar^3} \quad (E1)$$

Minimize the  $T[\rho]$  w.r.t  $\omega$

$$\frac{\partial T[\rho]}{\partial \omega} = \frac{m}{8\hbar} - \frac{m\varepsilon_F^2}{4\omega^2\hbar^3} + \frac{5m\varepsilon_F^2}{16\sqrt{2}\omega^2\hbar^3} - \frac{5m(\varepsilon_F - W_0)^2}{16\sqrt{2}\omega^2\hbar^3} = 0 \quad (E2)$$

The resulting expression for  $\omega_{min}$  is

$$\omega_{min} = \frac{\varepsilon_F}{\hbar} \left( 2 - \frac{5W_0}{\sqrt{2}\varepsilon_F} \right)^{1/2} \quad (E3)$$

---

\* mainaks@iitk.ac.in

- <sup>1</sup> E. V. Ludeña and V. V. Karasiev, “Kinetic energy functionals: History, challenges and prospects,” in *Reviews of Modern Quantum Chemistry*, pp. 612–665.
- <sup>2</sup> T. A. Wesolowski and Y. A. Wang, *Recent Progress in Orbital-free Density Functional Theory* (WORLD SCIENTIFIC, 2013) <https://www.worldscientific.com/doi/pdf/10.1142/8633>.
- <sup>3</sup> D. García-Aldea and J. E. Alvarellos, *Phys. Rev. A* **77**, 022502 (2008).
- <sup>4</sup> J. P. Perdew and L. A. Constantin, *Phys. Rev. B* **75**, 155109 (2007).
- <sup>5</sup> L. M. Ghiringhelli and L. Delle Site, *Phys. Rev. B* **77**, 073104 (2008).
- <sup>6</sup> W. Eek and S. Nordholm, *Theoretical Chemistry Accounts* **115**, 266 – 273 (2006), cited by: 10.
- <sup>7</sup> V. Karasiev, S. Trickey, and F. E. Harris, *Journal of Computer-Aided Materials Design* **13**, 111 – 129 (2006), cited by: 55.
- <sup>8</sup> V. V. Karasiev, R. S. Jones, S. B. Trickey, and F. E. Harris, *Phys. Rev. B* **80**, 245120 (2009).
- <sup>9</sup> S. Trickey, V. Karasiev, and R. Jones, *International Journal of Quantum Chemistry* **109**, 2943 – 2952 (2009), cited by: 25.
- <sup>10</sup> C. Huang and E. A. Carter, *Phys. Rev. B* **81**, 045206 (2010).
- <sup>11</sup> V. Karasiev and S. Trickey, *Computer Physics Communications* **183**, 2519 (2012).
- <sup>12</sup> P. Hohenberg and W. Kohn, *Phys. Rev.* **136**, B864 (1964).

- <sup>13</sup> W. Kohn and L. J. Sham, Phys. Rev. **140**, A1133 (1965).
- <sup>14</sup> R. G. Parr and W. Yang, *Density-Functional Theory of Atoms and Molecules (International Series of Monographs on Chemistry)* (Oxford University Press, USA, 1994).
- <sup>15</sup> L. H. Thomas, in *Mathematical proceedings of the Cambridge philosophical society*, Vol. 23 (Cambridge University Press, 1927) pp. 542–548.
- <sup>16</sup> E. Fermi, Rend. Accad. Naz. Lincei **6**, 5 (1927).
- <sup>17</sup> C. F. v. Weizsäcker, Journal of Physics **96**, 431 (1935).
- <sup>18</sup> E. Teller, Rev. Mod. Phys. **34**, 627 (1962).
- <sup>19</sup> L.-W. Wang and M. P. Teter, Phys. Rev. B **45**, 13196 (1992).
- <sup>20</sup> W. C. Witt, B. G. del Rio, J. M. Dieterich, and E. A. Carter, Journal of Materials Research **33**, 777–795 (2018).
- <sup>21</sup> Y. A. Wang, N. Govind, and E. A. Carter, Physical Review B **60**, 16350 (1999).
- <sup>22</sup> L. Hung and E. A. Carter, Chemical Physics Letters **475**, 163 (2009).
- <sup>23</sup> L.-W. Wang and M. P. Teter, Phys. Rev. B **45**, 13196 (1992).
- <sup>24</sup> C. Huang and E. A. Carter, Phys. Rev. B **81**, 045206 (2010).
- <sup>25</sup> W. Mi, A. Genova, and M. Pavanello, The Journal of Chemical Physics **148**, 184107 (2018), [https://pubs.aip.org/aip/jcp/article-pdf/doi/10.1063/1.5023926/15540997/184107\\_1\\_online.pdf](https://pubs.aip.org/aip/jcp/article-pdf/doi/10.1063/1.5023926/15540997/184107_1_online.pdf).
- <sup>26</sup> X. Shao, W. Mi, and M. Pavanello, Phys. Rev. B **104**, 045118 (2021).
- <sup>27</sup> W. C. Witt, B. G. del Rio, J. M. Dieterich, and E. A. Carter, Journal of Materials Research **33**, 777–795 (2018).
- <sup>28</sup> J. C. Snyder, M. Rupp, K. Hansen, K.-R. Müller, and K. Burke, Phys. Rev. Lett. **108**, 253002 (2012).
- <sup>29</sup> R. Meyer, M. Weichselbaum, and A. W. Hauser, Journal of Chemical Theory and Computation **16**, 5685 (2020).
- <sup>30</sup> L. Sun and M. Chen, Phys. Rev. B **109**, 115135 (2024).
- <sup>31</sup> J. Seino, R. Kageyama, M. Fujinami, Y. Ikabata, and H. Nakai, The Journal of Chemical Physics **148**, 241705 (2018), [https://pubs.aip.org/aip/jcp/article-pdf/doi/10.1063/1.5007230/16656974/241705\\_1\\_online.pdf](https://pubs.aip.org/aip/jcp/article-pdf/doi/10.1063/1.5007230/16656974/241705_1_online.pdf).
- <sup>32</sup> J. Hollingsworth, L. Li, T. E. Baker, and K. Burke, The Journal of Chemical Physics **148**, 241743 (2018), [https://pubs.aip.org/aip/jcp/article-pdf/doi/10.1063/1.5025668/16656974/241743\\_1\\_online.pdf](https://pubs.aip.org/aip/jcp/article-pdf/doi/10.1063/1.5025668/16656974/241743_1_online.pdf).
- <sup>33</sup> Y. Tal and R. Bader, International Journal of Quantum Chemistry **14**, 153 – 168 (1978), cited by: 153.
- <sup>34</sup> L. Bartolotti and P. Acharya, The Journal of Chemical Physics **77**, 4576 – 4585 (1982), cited by: 47.
- <sup>35</sup> M. Levy and H. Ou-Yang, Physical Review A **38**, 625 – 629 (1988), cited by: 180.

- <sup>36</sup> K. Finzel, *Molecules* **26**, 1539 (2021).
- <sup>37</sup> K. Finzel, *Acta Crystallographica Section B: Structural Science, Crystal Engineering and Materials* **77** (2021).
- <sup>38</sup> J. A. Alonso and L. A. Girifalco, *Physical Review B* **17**, 3735 (1978).
- <sup>39</sup> J. Alonso and L. Balbás, *Physics Letters A* **81**, 467 (1981).
- <sup>40</sup> B. M. Deb and S. K. Ghosh, *International Journal of Quantum Chemistry* **23**, 1 (1983).
- <sup>41</sup> B. M. Deb and S. K. Ghosh, *The Journal of Chemical Physics* **77**, 342 (1982), [https://pubs.aip.org/aip/jcp/article-pdf/77/1/342/18937204/342\\_1\\_online.pdf](https://pubs.aip.org/aip/jcp/article-pdf/77/1/342/18937204/342_1_online.pdf).
- <sup>42</sup> B. M. Deb and P. K. Chattaraj, *Phys. Rev. A* **39**, 1696 (1989).
- <sup>43</sup> A. K. Roy, B. K. Dey, and B. M. Deb, *Chemical Physics Letters* **308**, 523 (1999).
- <sup>44</sup> Priya and M. Sadhukhan, *Molecular Physics* **0**, e2136114 (2022), <https://doi.org/10.1080/00268976.2022.2136114>.
- <sup>45</sup> E. Economou, *Green's Functions in Quantum Physics*, Springer Series in Solid-State Sciences (Springer, 2006).
- <sup>46</sup> Consider Helium and Lithium atoms with exact non-relativistic energies as  $\approx -2.904$  a.u. and  $\approx -14.864$  a.u., respectively. To them the hydrogenic parts of the Hamiltonian attribute  $\approx -4.0$  a.u. and  $\approx -20.25$  a.u. The contributions of the inter-electronic repulsion are evidently smaller compared to the hydrogenic part.
- <sup>47</sup> W. Yang, *Physical Review A* **34**, 4575 (1986).
- <sup>48</sup> M. Brack, B. Jennings, and Y. Chu, *Physics Letters B* **65**, 1 (1976).
- <sup>49</sup> F. J. Dyson and A. Lenard, *Journal of Mathematical Physics* **8**, 423 (1967), [https://pubs.aip.org/aip/jmp/article-pdf/8/3/423/19327819/423\\_1\\_online.pdf](https://pubs.aip.org/aip/jmp/article-pdf/8/3/423/19327819/423_1_online.pdf).
- <sup>50</sup> E. H. Lieb and W. E. Thirring, *Phys. Rev. Lett.* **35**, 687 (1975).
- <sup>51</sup> F. Casas, A. Murua, and M. Nadinic, *Computer Physics Communications* **183**, 2386 (2012).
- <sup>52</sup> W. Magnus, *Commun. Pure Appl. Math.* , 649 (1954).
- <sup>53</sup> M. Gell-Mann and K. A. Brueckner, *Phys. Rev.* **106**, 364 (1957).
- <sup>54</sup> R. Feynman, A. Hibbs, and D. Styer, *Quantum Mechanics and Path Integrals*, Dover Books on Physics (Dover Publications, 2010).
- <sup>55</sup> C.-K. Chua, Y.-T. Liu, and G.-G. Wong, *Journal of Physics Communications* **2**, 035007 (2018).
- <sup>56</sup> P. K. Acharya, L. J. Bartolotti, S. B. Sears, and R. G. Parr, *Proceedings of the National Academy of Sciences of the United States of America* **77**, 6978 (1980).

- <sup>57</sup> E. Clementi and C. Roetti, *Atomic Data and Nuclear Data Tables* **14**, 177 (1974).
- <sup>58</sup> A. Kramida, Yu. Ralchenko, J. Reader, and NIST ASD Team, NIST Atomic Spectra Database (ver. 5.11), [Online]. Available: <https://physics.nist.gov/asd> [2024, July 10]. National Institute of Standards and Technology, Gaithersburg, MD. (2023).
- <sup>59</sup> T. C. Wiles and F. R. Manby, *Journal of Chemical Theory and Computation* **14**, 4590 (2018), pMID: 30080967, <https://doi.org/10.1021/acs.jctc.8b00337>.
- <sup>60</sup> E. H. Lieb, *Rev. Mod. Phys.* **48**, 553 (1976).

# Supplementary Information

Priya \*

Mainak Sadhukhan †

Department of Chemistry, Indian Institute of Technology Kanpur, Uttar Pradesh, India

## Abstract

This document provides supplementary information for the main article. It includes additional figures, tables, and detailed descriptions of methods.

## 1 Additional Figures and Tables

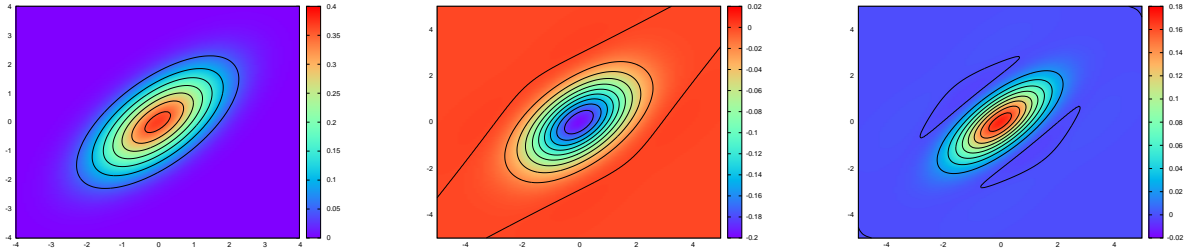


Figure 1: The contour plot (a)  $G^{SHO}(x, x' : \beta)$  is for the Green's function of SHO response with  $x$  and  $x'$ , (b) is the  $G^{int}$  *i.e.* interaction term and (c) is the total GF  $G(x, x'; \beta)$  at  $\omega = 1$ ,  $\beta = 1$

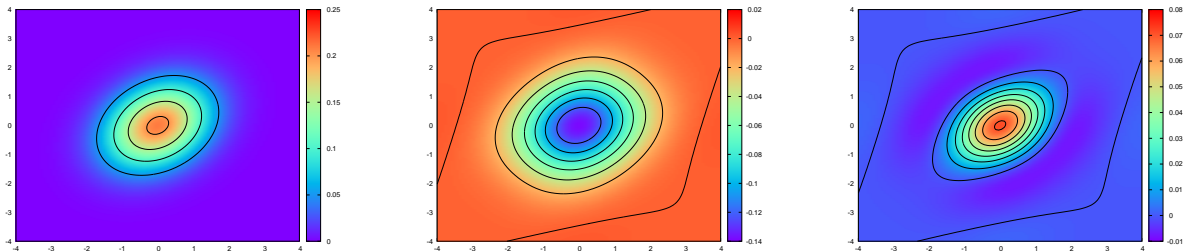


Figure 2: The contour plot (a)  $G^{SHO}(x, x' : \beta)$  is for the Green's function of SHO response with  $x$  and  $x'$ , (b) is the  $G^{int}$  *i.e.* interaction term and (c) is the total GF  $G(x, x'; \beta)$  at  $\omega = 1$ ,  $\beta = 2$

---

\*priyam20@iitk.ac.in

†mainaks@iitk.ac.in

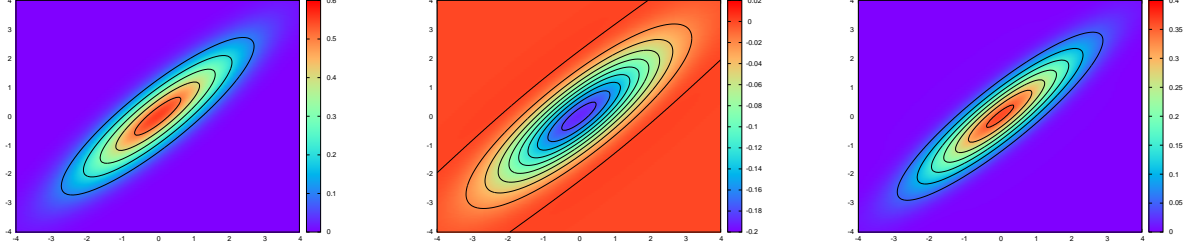


Figure 3: The contour plot (a)  $G^{SHO}(x, x' : \beta)$  is for the Green's function of SHO response with  $x$  and  $x'$ , (b) is the  $G^{int}$  *i.e.* interaction term and (c) is the total GF  $G(x, x'; \beta)$  at  $\omega = 1, \beta = 0.5$

## 1.1 contourlines information

Contour line	$G^{SHO}$	$G^{int}$	$G$
$\omega = 0.5$	0.005	0.002	0.002
$\omega = 1$	0.0005	0.0002	0.0005
$\omega = 2$	0.000005	0.000002	0.000005

Table 1: The values of gap of contour lines for  $G$ ,  $G^{int}$  and  $G^{SHO}$  for different  $\omega$  values at  $\beta = 10$