

How to Leverage Predictive Uncertainty Estimates for Reducing Catastrophic Forgetting in Online Continual Learning

Giuseppe Serra
serra@med.uni-frankfurt.de
Goethe University Frankfurt
German Cancer Consortium (DKTK)

Ben Werner
s8939364@stud.uni-frankfurt.de
Goethe University Frankfurt

Florian Buettner
florian.buettner@dkfz-heidelberg.de
Goethe University Frankfurt
German Cancer Consortium (DKTK)
German Cancer Research Center

ABSTRACT

Many real-world applications require machine-learning models to be able to deal with non-stationary data distributions and thus learn autonomously over an extended period of time, often in an online setting. One of the main challenges in this scenario is the so-called catastrophic forgetting (CF) for which the learning model tends to focus on the most recent tasks while experiencing predictive degradation on older ones. In the online setting, the most effective solutions employ a fixed-size memory buffer to store old samples used for replay when training on new tasks. Many approaches have been presented to tackle this problem. However, it is not clear how predictive uncertainty information for memory management can be leveraged in the most effective manner and conflicting strategies are proposed to populate the memory. Are the easiest-to-forget or the easiest-to-remember samples more effective in combating CF? Starting from the intuition that predictive uncertainty provides an idea of the samples' location in the decision space, this work presents an in-depth analysis of different uncertainty estimates and strategies for populating the memory. The investigation provides a better understanding of the characteristics data points should have for alleviating CF. Then, we propose an alternative method for estimating predictive uncertainty via the generalised variance induced by the negative log-likelihood. Finally, we demonstrate that the use of predictive uncertainty measures helps in reducing CF in different settings.

KEYWORDS

Uncertainty, Online Continual Learning, Catastrophic Forgetting

1 INTRODUCTION

Typical machine learning models assume to work in a single-task static scenario where multiple epochs are performed over the same data until convergence. In many real-world situations, however, this setting is too limiting. As an example, let us consider the problem of classifying new COVID-19 variants. Given the evolving nature of the virus, new variants (i.e., new classes) arise over time. In this context, a typical learning model would fail since the standard setting does not consider the dynamic increment of new classes. For this reason, *online* Continual Learning (online-CL) has been constantly more explored. In online-CL, a single model is required to learn continuously from a sequence of tasks that comes as a stream of tiny batches which can be processed only once [2, 3, 22]. Given the overlap between old and new information, the model tends to forget about the past knowledge to focus more on the newest tasks, leading to a performance degradation on previous tasks. This challenge is usually referred to as catastrophic forgetting

(CF) [23, 26]. Many approaches have been developed to prevent catastrophic forgetting and the most successful ones employ a memory buffer for rehearsal [10, 28]. Memory-based strategies tackle CF by training the model on both current samples and some old samples stored in a limited size memory. In this context, what differentiates each memory-based approach are the retrieval strategy and the update strategy [22] – i.e., how to populate and update the memory with meaningful and representative samples, and how to efficiently sample from the memory respectively. Although many approaches have been developed in this direction – ranging from using random approaches [10] to exploiting the gradient [3, 9, 21] or the loss [5] information – the effect of predictive uncertainty estimates for memory management is largely unexplored. One of the few methods in this direction is presented in Bang et al. [4], where the authors propose a combination of predictive uncertainty and data augmentation at the memory-level to generate a memory of diverse samples – from the most uncertain to the most representative ones – for each class. Despite remarkable results, the contribution of the uncertainty score on the overall performance is not easily quantifiable. Furthermore, considering the quickly expanding landscape of recently rehearsal-based methods proposed, it is difficult to identify a clear strategy to exploit the memory at its best. In fact, contrasting strategies can be found in the literature. Some of them suggest to use the most representative samples [17, 33], while others consider the samples near the decision boundary as the most useful to reduce CF [19]. Hence, it is unclear which type of data points would reduce CF in a consistent manner: Are the easiest-to-forget or the easiest-to-remember samples more effective in combating CF? To answer these and other questions, this paper investigates the contribution of predictive uncertainty scores on reducing CF. Intuitively, using predictive uncertainty to populate the memory represents a solution for identifying the location of the instances in the decision space and considering either the most representative – i.e., the k samples with the *lowest* uncertainty (bottom- k) – or the marginal ones (i.e., the top- k with the *highest* uncertainty). In the first part of this work, we evaluate and compare different combinations of uncertainty scores and sorting on CIFAR-10 [18], a dataset commonly used in CL. The objective is to understand how different uncertainty estimates behave when used in different ways under same conditions. In order to achieve the intended goal, following a recent trend on research transparency and comparability [24], the evaluation framework will be freed from any other 'trick' that could create ambiguity in the assessment. The investigation will focus on describing the characteristics of the considered uncertainty scores, while providing an in-depth analysis of the effect of the metrics under a memory-based regime. In addition to the comparison of

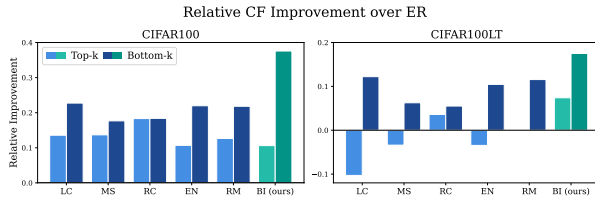


Figure 1: Relative CF improvement of different uncertainty scores over ER when using the easiest-to-forget (top-k) and the easiest-to-remember (bottom-k) samples.

established uncertainty scores, we propose a new selection strategy based on recent advances in uncertainty quantification via the logit space. More specifically, we introduce a memory management strategy based on the Bregman Information (BI) as a generalised variance measure, which stems directly from a bias-variance decomposition of the model loss [15].

In the second part of our work, we evaluate our findings on more challenging and realistic scenarios. In realistic setups, recent tasks have less data points available than older tasks as the time to collect instances is considerably shorter than for previous tasks. Considering this behaviour, we will focus on long-tailed (LT) datasets with this characteristic. We test our findings on two datasets with controllable degrees of data imbalance, as well as a real-world imbalanced dataset for classification of biomedical images [32].

The main contributions of this paper are the followings:

- We systematically evaluate the performance of established predictive uncertainty scores in reducing CF in online-CL for image classification.
- We propose an alternative estimate for predictive uncertainty via the generalised variance induced by the loss function.
- We demonstrate that choosing the most representative samples (bottom-k) to populate the memory consistently reduces CF compared to choosing marginal samples (top-k) – see Figure 1.
- We validate our findings in realistic scenarios with data imbalance, such as medical image classification.

2 RELATED WORK

We can identify three different scenarios of incremental learning (IL) [30]: task-, domain-, and class-IL. In task-IL, task IDs are explicitly provided along with the data during training and testing. In domain-IL, the problem setting remains unchanged over time but the input distribution (or domain) shifts. Finally, in the class-IL scenario, the model learns to discriminate across a growing number of classes over time. An additional categorization of CL problems considers whether the data can be stored and seen multiple times (*offline*) or the data are considered as a stream of data which can only be used once (*online*) [22]. In this work, we focus on the most challenging and realistic scenario, namely, online class-IL.

In online-CL, where data arrive in single mini-batches and the model is updated with high frequency, memory-based methods are preferred to more sophisticated solutions, e.g., generative methods, for their flexibility and reduced training time [22]. In this context,

the main question is how to optimally manage the memory. In order to reduce catastrophic forgetting, samples in the memory should be representative of their own class, discriminative towards the other classes, and informative enough for the model to recall the information about the old classes. In the literature, many conflicting strategies can be found. Some of them suggest to use the most representative samples [17, 33], while others consider the samples near the decision boundary as the most useful to reduce CF [19].

As already anticipated, Rainbow Memory (RM) [4] is the only approach that makes explicit use of uncertainty measures to evaluate the relative position of perturbed samples in the decision space. Given a list P of perturbations, the authors propose to use an agreement score $u_{RM}(x)$ such that, if all the perturbed versions of x are predicted with the same label, then $u_{RM}(x)$ will be 0. Otherwise, the higher is $u_{RM}(x)$ the most uncertain is the model about the considered sample.

Noticeable, the definition of online setting in their paper differs from the popular one. In their case, *online* means that the training stream is only processed once and the memory is updated at the end of each task. In the standard scenario, instead, *online* implies that only a mini-batch of data points is available to be processed [22], and the model and the memory are updated with high frequency [28]. In addition to this, to further enhance diversity, they employ data augmentation on the memory. Thus, the contribution of u_{RM} on reducing CF is unclear.

In the remainder of this work, we systematically investigate the effect of established uncertainty scores - including u_{RM} - as well as the newly proposed Bregman Information on combating catastrophic forgetting in a realistic online-CL setting.

3 PRELIMINARIES AND NOTATION

Following the notation proposed in Bang et al. [4], we assume to have a set $C = \{c_1, \dots, c_n\}$ of n different classes. Each class can be randomly assigned to a task t . T_t represents a subset of classes determined by an assign function $\psi(c)$ such that $T_t = \{c | \psi(c) = t\}$. For each task t , we have an associated dataset $D_t = \{(x_i, y_i)\}_{i=1}^{n_t}$ with x_i an input sample, y_i the corresponding class label, and n_t the number of training samples. In the proposed *online* setting, we assume that samples for each task t come gradually in a stream of mini-batches $b_t = \{(x_i, y_i) \in D_t\}_{i=1}^{b_s}$ which can be only processed once. It is important to notice that, for each task t , n_t can vary depending on whether we are working on a class-balanced setting or not. Finally, for replay, we introduce a fixed-size memory buffer \mathcal{M} to store a portion of samples from past tasks. The memory is updated with high-frequency whenever a mini-batch from the stream of data is processed. Following the standard procedure in online-CL, for replay, we assume to extract from the memory a number of samples equal in size to the batch size.

4 METHODOLOGY

To facilitate a fair evaluation of the framework, we focus on the assessment of the uncertainty metrics under same conditions. In this way, we eliminate any ambiguous effect which could be inherited from other methodological choices. As anticipated in Section 1, there are two main objectives when dealing with memory-based approaches: 1) memory populating, and 2) memory sampling.

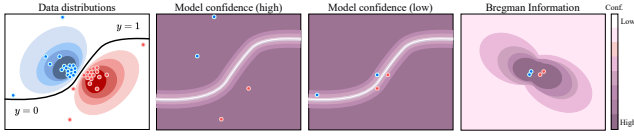


Figure 2: Illustration of the different aspects of uncertainty captured by model confidence scores and Bregman Information (BI). Close to the decision boundary we can notice how, due to the high aleatoric uncertainty, data points have low-confidence scores. Contrarily, due to high density of observed data, there is a low uncertainty about the data generating process resulting in a low BI.

In the following subsections, we describe the strategies for each of the two objectives, and the uncertainty scores considered in our evaluation. Then, we outline our uncertainty-aware memory management detailing the properties of the employed uncertainty estimate and its advantages compared to standard scores.

4.1 Memory Management

Similar to Chrysakis and Moens [11], the memory population strategy is based on a class-balanced update, which is crucial to consider in case the stream of data is highly imbalanced. In fact, if classes are not equally represented in the memory, sampling from the memory may further deteriorate the predictive performance of the framework for under-represented classes. Differently from the populating strategy proposed in Chrysakis and Moens [11], the criteria to decide which samples to keep in the memory is not random, but based on predictive uncertainty estimates in order to intentionally store samples with desired characteristics for each class. There are different ways to select the samples. We can decide to store a) the class-representative data points by selecting the least uncertain ones for each class (*bottom-k*); b) a diverse set of data points, spanning from the most representative to the most uncertain ones (*step-size*); and c) the easiest-to-forget samples by sampling the ones with high uncertainty (*top-k*).

From the second task on, we need a strategy for sampling from the memory a subset of data points used for replay (*replay set*). Since the memory represents a prototypical set of data points for each class, we assume that a random sampling is sufficient to extract informative data points from the memory. Following the standard practice, the number of samples in the replay set is equal to the batch size. It is important to note that the memory may already contain samples from the current task. In such cases, samples from the current task are excluded from the sampling process to ensure that the focus remains solely on those belonging to past tasks.

4.2 Uncertainty in the Logit Space

Different measure of predictive uncertainty can capture distinct aspects of a model’s irreducible aleatoric uncertainty (inherent in the data) and its epistemic uncertainty (that stems from the finite training data and can be reduced by gathering more data). In online CL, the most commonly used measures are derived directly from the confidence scores of the model and mostly capture the irreducible aleatoric uncertainty [31]. Here, we hypothesize it may be more

beneficial for the model to replay instances which are representative in the sense that there is low uncertainty about the data generating process (we refer to this as low epistemic uncertainty, while acknowledging that there exist varying definitions). To not rely on specialized Bayesian models, we leverage a recently proposed bias-variance decomposition of the cross-entropy loss and compute a generalized variance term directly from the loss [15]. Such bias-variance decomposition decomposes the expected prediction error (loss) into the model’s bias, variance, and an irreducible error (noise term). The latter is related to aleatoric uncertainty, whereas the variance term can directly be related to epistemic uncertainty [14]. Gruber and Buettner [15] have recently shown that a bias-variance decomposition of cross-entropy loss gives rise to the Bregman Information as the variance term and measures the variability of the prediction in the logit space. We illustrate the different aspects of uncertainty captured by confidence scores and BI respectively in Figure 2. For example, data points close to the decision boundary have a low confidence score due to the inherently high aleatoric uncertainty; in contrast, due to the high density of observed data, there is actually a low uncertainty about the data generating process (DGP), resulting in a low BI (low epistemic uncertainty). Outliers far away from the decision boundary can have a high confidence score, but will have a high BI due to the high uncertainty regarding the DGP. We hypothesize that it is samples with a low BI that are most useful for replay in online-FCL.

To populate the memory with representative samples, we therefore propose using an uncertainty estimator based on Bregman Information (BI) [15]. The authors demonstrate that BI at the sample level can be estimated through deep ensembles or test-time augmentation (TTA). However, to reduce the computational overhead, we employ TTA for computing the estimations. Let us consider the problem of multi-class classification (as in our case), where the standard loss is represented by the cross-entropy. Considering a set P of perturbations for a given data point x , we can compute the variance term of the classification loss $u(x)_{BI}$ as follows:

$$u(x)_{BI} = \frac{1}{P} \sum_{i=1}^P \text{LSE}(\hat{z}_i) - \text{LSE}\left(\frac{1}{P} \sum_{i=1}^P \hat{z}_i\right), \quad (1)$$

where $\hat{z}_i \in \mathbb{R}^c$ represent the logit predictions and $\text{LSE}(x_1, \dots, x_n) = \ln \sum_{i=1}^n e^{x_i}$ the *LogSumExp* (LSE) function respectively. Intuitively, a large value of $u(x)_{BI}$ means that the logits predicted across the perturbations vary significantly, suggesting a high uncertainty of the prediction and the DGP at this point of the input space. The use of this estimator is also motivated by the fact that, in comparison with other uncertainty scores such as entropy, smallest margin, or least confidence, there is no information loss in the estimation step. In fact, if we inspect these alternative metrics, we can notice that they either need a normalization step to move the logits in the probability space or rest on the largest activation value only. Furthermore, as reported in Gruber and Buettner [15], Ovadia et al. [25], and Tomani and Buettner [29], common confidence scores are reliable only in case of well-calibrated models.

In contrast, the BI-based estimation of the epistemic uncertainty is meaningful also under distribution shift and able to identify robust and representative samples [15].

5 EXPERIMENTS

5.1 Datasets and Settings

Datasets. To understand the change in the performance when using different uncertainty strategies, we employ CIFAR-10 [18]. To configure the online-CIL setup, we randomly assign with different random seeds a set of classes to 5 tasks. Thus, for each random seed, the class assignment per task is different. In this way, we can identify the strategy providing greater flexibility and effectiveness irrespective of the composition of the tasks. Once the best strategy is identified, we evaluate our findings on class-imbalanced scenarios to assess the performance under more realistic conditions. First, we employ two artificially controlled imbalanced datasets, CIFAR10-LT and CIFAR100-LT [7]. As explained in Section 1, with this experiment we want to replicate a realistic scenario in which recent tasks contain less data than the older ones. For this, the most appropriate type of imbalance is the long-tailed (LT) one [12] which follows an exponential decay to choose the sample size of each class. Specifically, for both datasets, we decided to use an imbalance factor ρ equal to 0.1. This means that, if the largest class contains, e.g., 500 data points, then the smallest one consists of 50 instances. Finally, we decide to focus on biomedical image analysis using the microscopic peripheral blood cell images dataset (BloodCell) which consists of 8 classes annotated by expert clinical pathologists [1, 32]. To reflect the intended realistic conditions, we assign 2 classes for each tasks by increasing size. In this way, older tasks have more data points than the most recent ones.

Experimental Settings. The baseline for assessing the goodness of the proposed strategies will be Experience Replay (ER) [10]. Our decision to use ER is based on the fact that, despite its simplicity, it is surprisingly competitive when compared with more sophisticated and newer approaches as shown in recently conducted empirical surveys [28].

In all the experiments, we employ a slim version of Resnet18 [16] – as done in previous works [17, 19, 21, 28] –, and use the SGD optimizer with a learning rate of 0.1. Following standard practice, we set the batch size equal to 10. We set the memory size to different values for each dataset to evaluate a variety of memory configurations considering both large or small buffers. For evaluation, we employ *last accuracy* (A) and *last forgetting* (F) defined in Chaudhry et al. [8]. The compared uncertainty scores are least confidence (LC), smallest margin (SM), ratio of confidence (RC), entropy (EN), and the rainbow memory agreement score (RM) [4, 6, 13, 20, 27]. All the experiments are run on three different random seeds.

5.2 Empirical Results

Table 1 shows the results for all the uncertainty metrics and sorting strategies employed for populating the memory. From the values reported in the tables, we can observe that selecting the most representative samples for each class (‘Bottom’ column) consistently improves the results in terms of both accuracy (A) and forgetting (F) across all the considered uncertainty scores and memory sizes. Thus, our results indicate that the *easiest-to-remember* samples are beneficial in improving the predictive performance of the learning model and in reducing considerably CF.

To provide a graphical intuition of the differences between the sorting strategies and their plausible effect on the learning capabilities

Table 1: Comparison of last accuracy (A) and last forgetting (F) on CIFAR10.

Score		M=500			M=1000		
		Top	Step	Bottom	Top	Step	Bottom
ER		26.38 ± 2.27			36.50 ± 2.16		
		74.92 ± 4.93			57.42 ± 5.93		
LC	A(↑)	25.27 ± 0.93	30.51 ± 3.32	34.49 ± 2.91	30.70 ± 2.22	38.03 ± 2.98	38.30 ± 2.98
	F(↓)	72.88 ± 2.76	58.07 ± 6.23	53.11 ± 5.85	64.48 ± 4.09	48.04 ± 6.54	41.71 ± 5.68
SM	A(↑)	26.33 ± 2.07	30.16 ± 0.99	32.50 ± 2.31	33.29 ± 1.41	38.85 ± 4.31	39.36 ± 1.39
	F(↓)	71.08 ± 5.00	61.19 ± 5.74	56.03 ± 4.50	59.75 ± 1.87	48.89 ± 8.57	43.84 ± 3.42
RC	A(↑)	27.84 ± 2.33	30.57 ± 2.43	32.49 ± 3.86	36.35 ± 1.35	37.68 ± 1.17	39.63 ± 0.80
	F(↓)	66.13 ± 7.78	59.70 ± 6.71	54.73 ± 7.66	54.53 ± 4.54	48.08 ± 3.69	41.9 ± 3.53
EN	A(↑)	23.72 ± 1.50	28.76 ± 1.76	35.20 ± 1.52	26.57 ± 0.98	36.13 ± 1.56	35.78 ± 4.99
	F(↓)	77.04 ± 3.78	61.20 ± 3.33	46.12 ± 3.02	71.66 ± 3.78	50.37 ± 3.44	42.65 ± 8.07
RM	A(↑)	26.92 ± 1.75	28.57 ± 0.80	35.71 ± 4.12	32.87 ± 1.56	38.23 ± 0.95	38.57 ± 2.09
	F(↓)	71.45 ± 2.92	61.16 ± 4.40	51.01 ± 6.60	62.01 ± 4.36	47.21 ± 3.68	42.59 ± 2.79
BI	A(↑)	26.41 ± 1.17	28.88 ± 1.96	34.10 ± 6.24	28.62 ± 2.14	37.44 ± 2.87	40.44 ± 3.09
	F(↓)	72.68 ± 3.81	61.21 ± 6.12	43.03 ± 5.65	69.02 ± 4.78	47.68 ± 5.96	37.79 ± 6.07

of the model, Figure 3 depicts a subset of class-specific samples stored in the memory at the end of the training for the two opposite population strategies, i.e. bottom-k and top-k. By inspecting the images, we note that the ones selected via the bottom-k strategy show some consistency and are easily identifiable as birds. On the opposite side, the top-k samples present images with a different perspective, zooming, or background making it more difficult, even for the human eye, to identify a bird. For this reason, we believe that the easiest-to-remember images are more useful to the model for recalling the past information while the easiest-to-forget data points may hamper the generalization of the model – since we could be in the presence of noisy images or outliers.

The comparison among the different uncertainty strategies suggests that BI outperforms the other metrics in most cases. While the difference among the accuracy values is less pronounced, BI stands out in its effectiveness at mitigating CF. Finally, in Table 2 we evaluate our findings in the more realistic long-tailed data imbalance scenario. In both cases (artificial and real data imbalance), the results support our findings from the standard balanced setting: BI substantially reduces CF while delivering competitive or improved predictive performance.

6 CONCLUSION

In this paper, we propose to leverage estimates of predictive uncertainty for memory management. The investigation focuses on understanding the characteristics samples should have to alleviate CF. The results demonstrate that the most representative samples




Figure 3: Class-specific samples stored in the memory with respect to different sorting strategies.

Table 2: Comparison of last accuracy (A) and last forgetting (F) on long-tailed imbalanced datasets.

Score	CIFAR10-LT		CIFAR100-LT		BloodCell		
	M=200	M=500	M=500	M=1000	M=40	M=160	
ER	A(↑)	22.06 ± 1.13	31.62 ± 1.65	8.22 ± 0.36	9.3 ± 0.22	58.82 ± 6.62	64.08 ± 11.98
	F(↓)	76.19 ± 3.17	52.09 ± 3.21	20.16 ± 0.9	15.78 ± 0.62	49.60 ± 8.23	28.50 ± 5.75
LC	A(↑)	31.16 ± 1.24	32.5 ± 1.05	7.15 ± 0.73	8.93 ± 1.05	51.19 ± 5.49	66.08 ± 1.78
	F(↓)	42.31 ± 2.81	37.59 ± 2.01	17.53 ± 1.71	13.98 ± 2.66	27.33 ± 0.64	17.03 ± 3.05
SM	A(↑)	29.62 ± 1.70	33.48 ± 1.23	7.20 ± 0.57	9.11 ± 0.66	55.28 ± 5.04	68.34 ± 3.38
	F(↓)	47.31 ± 2.64	39.46 ± 2.45	19.36 ± 1.79	14.43 ± 1.85	34.41 ± 5.90	14.21 ± 2.80
RC	A(↑)	31.09 ± 0.79	32.48 ± 1.21	7.86 ± 0.45	9.47 ± 0.59	51.88 ± 3.59	63.92 ± 4.31
	F(↓)	44.38 ± 1.21	40.65 ± 1.75	18.51 ± 1.38	15.33 ± 2.04	28.43 ± 2.91	21.20 ± 7.00
EN	A(↑)	31.34 ± 0.49	32.53 ± 1.89	7.02 ± 0.49	8.48 ± 0.71	49.32 ± 3.86	69.38 ± 1.13
	F(↓)	41.98 ± 2.06	32.70 ± 3.08	17.79 ± 2.18	14.34 ± 2.99	32.37 ± 2.22	11.41 ± 1.36
RM	A(↑)	28.50 ± 2.04	33.98 ± 2.75	7.89 ± 0.90	9.9 ± 1.12	57.13 ± 3.18	67.97 ± 4.19
	F(↓)	51.20 ± 5.82	39.17 ± 3.95	18.36 ± 1.27	13.54 ± 1.64	31.93 ± 4.18	14.29 ± 7.72
BI	A(↑)	30.35 ± 1.01	34.37 ± 1.26	8.93 ± 1.02	10.35 ± 0.58	58.08 ± 7.08	71.88 ± 2.33
	F(↓)	40.66 ± 1.06	34.93 ± 0.50	16.31 ± 1.48	13.27 ± 1.10	18.27 ± 7.25	8.71 ± 5.00

– i.e., the easiest-to-remember – are the most effective in mitigating CF while competitively performing in the classification task. Additionally, the newly proposed uncertainty score for memory management based on the Bregman Information shows its superiority in reducing CF compared to well-established uncertainty scores. The results on different realistic setups further support our findings and demonstrate that the use of predictive uncertainty estimates for reducing CF in online-CL is well-motivated.

ACKNOWLEDGMENTS

This work was supported by the The Federal Ministry for Economic Affairs and Climate Action of Germany (BMWK, Project OpenFLAAS 01MD23001E). Co-funded by the European Union (ERC, TAIPO, 101088594). Views and opinions expressed are however those of the authors only and do not necessarily reflect those of the European Union or the European Research Council. Neither the European Union nor the granting authority can be held responsible for them.

REFERENCES

- [1] Andrea Acevedo, Anna Merino, Santiago Alf3rez, 3ngel Molina, Laura Bold3, and Jos3 Rodellar. 2020. A dataset of microscopic peripheral blood cell images for development of automatic recognition systems. *Data in brief* 30 (2020).
- [2] Rahaf Aljundi, Punarjay Chakravarty, and Tinne Tuytelaars. 2017. Expert gate: Lifelong learning with a network of experts. In *Proceedings of the IEEE conference on computer vision and pattern recognition*. 3366–3375.
- [3] Rahaf Aljundi, Min Lin, Baptiste Goujaud, and Yoshua Bengio. 2019. Gradient based sample selection for online continual learning. *Advances in neural information processing systems* 32 (2019).
- [4] Jihwan Bang, Heesu Kim, YoungJoon Yoo, Jung-Woo Ha, and Jonghyun Choi. 2021. Rainbow memory: Continual learning with a memory of diverse samples. In *Proceedings of the IEEE/CVF conference on computer vision and pattern recognition*. 8218–8227.
- [5] Eugene Belilovsky, Massimo Caccia, Min Lin, Laurent Charlin, Tinne Tuytelaars, Rahaf Aljundi, et al. 2019. Online continual learning with maximally interfered retrieval. *Advances in Neural Information Processing Systems (NeurIPS)* (2019).
- [6] Colin Campbell, Nello Cristianini, Alex Smola, et al. 2000. Query learning with large margin classifiers. In *ICML*, Vol. 20. 0.
- [7] Kaidi Cao, Colin Wei, Adrien Gaidon, Nikos Arechiga, and Tengyu Ma. 2019. Learning imbalanced datasets with label-distribution-aware margin loss. *Advances in neural information processing systems* 32 (2019).
- [8] Arslan Chaudhry, Puneet K Dokania, Thalaiyasingam Ajanthan, and Philip HS Torr. 2018. Riemannian walk for incremental learning: Understanding forgetting and intransigence. In *Proceedings of the European conference on computer vision (ECCV)*. 532–547.
- [9] Arslan Chaudhry, Marc’Aurelio Ranzato, Marcus Rohrbach, and Mohamed Elhoseiny. 2018. Efficient Lifelong Learning with A-GEM. In *International Conference on Learning Representations*.

- [10] Arslan Chaudhry, Marcus Rohrbach, Mohamed Elhoseiny, Thalaiyasingam Ajanthan, P Dokania, P Torr, and M Ranzato. 2019. Continual learning with tiny episodic memories. In *Workshop on Multi-Task and Lifelong Reinforcement Learning*.
- [11] Aristotelis Chrysakis and Marie-Francine Moens. 2020. Online continual learning from imbalanced data. In *International Conference on Machine Learning*. PMLR, 1952–1961.
- [12] Yin Cui, Menglin Jia, Tsung-Yi Lin, Yang Song, and Serge Belongie. 2019. Class-balanced loss based on effective number of samples. In *Proceedings of the IEEE/CVF conference on computer vision and pattern recognition*. 9268–9277.
- [13] Aron Culotta and Andrew McCallum. 2005. Reducing labeling effort for structured prediction tasks. In *AAAI*, Vol. 5. 746–751.
- [14] Cornelia Gruber, Patrick Oliver Schenk, Malte Schierholz, Frauke Kreuter, and G3ran Kauermann. 2023. Sources of Uncertainty in Machine Learning—A Statisticians’ View. *arXiv preprint arXiv:2305.16703* (2023).
- [15] Sebastian Gruber and Florian Buettner. 2023. Uncertainty Estimates of Predictions via a General Bias-Variance Decomposition. In *International Conference on Artificial Intelligence and Statistics*. PMLR, 11331–11354.
- [16] Kaiming He, Xiangyu Zhang, Shaoqing Ren, and Jian Sun. 2016. Deep residual learning for image recognition. In *Proceedings of the IEEE conference on computer vision and pattern recognition*. 770–778.
- [17] Julio Hurtado, Alain Raymond-S3ez, Vladimir Araujo, Vincenzo Lomonaco, Alvaro Soto, and Davide Bacciu. 2023. Memory Population in Continual Learning via Outlier Elimination. In *Proceedings of the IEEE/CVF International Conference on Computer Vision*. 3481–3490.
- [18] Alex Krizhevsky, Geoffrey Hinton, et al. 2009. Learning multiple layers of features from tiny images. *online* (2009).
- [19] Lilly Kumari, Shengjie Wang, Tianyi Zhou, and Jeff A Bilmes. 2022. Retrospective adversarial replay for continual learning. *Advances in Neural Information Processing Systems* 35 (2022), 28530–28544.
- [20] D Gale Lewis and William A Gale. 1994. A sequential algorithm for training text classifiers. In *Proceedings of SIGIR-94*. 3–12.
- [21] David Lopez-Paz and Marc’Aurelio Ranzato. 2017. Gradient episodic memory for continual learning. *Advances in neural information processing systems* 30 (2017).
- [22] Zheda Mai, Ruiwen Li, Jihwan Jeong, David Quispe, Hyunwoo Kim, and Scott Sanner. 2022. Online continual learning in image classification: An empirical survey. *Neurocomputing* 469 (2022), 28–51.
- [23] Michael McCloskey and Neal J Cohen. 1989. Catastrophic interference in connectionist networks: The sequential learning problem. In *Psychology of learning and motivation*. Vol. 24. Elsevier, 109–165.
- [24] Martin Mundt, Steven Lang, Quentin Delfosse, and Kristian Kersting. 2021. CLEVA-Compass: A Continual Learning Evaluation Assessment Compass to Promote Research Transparency and Comparability. In *International Conference on Learning Representations*.
- [25] Yaniv Ovadia, Emily Fertig, Jie Ren, Zachary Nado, David Sculley, Sebastian Nowozin, Joshua Dillon, Balaji Lakshminarayanan, and Jasper Snoek. 2019. Can you trust your model’s uncertainty? evaluating predictive uncertainty under dataset shift. *Advances in neural information processing systems* 32 (2019).
- [26] Roger Ratcliff. 1990. Connectionist models of recognition memory: constraints imposed by learning and forgetting functions. *Psychological review* 97, 2 (1990).
- [27] Claude Elwood Shannon. 1948. A mathematical theory of communication. *The Bell system technical journal* 27, 3 (1948), 379–423.
- [28] Albin Soutif-Cormerais, Antonio Carta, Andrea Cossu, Julio Hurtado, Vincenzo Lomonaco, Joost Van de Weijer, and Hamed Hemati. 2023. A comprehensive empirical evaluation on online continual learning. In *Proceedings of the IEEE/CVF International Conference on Computer Vision*. 3518–3528.
- [29] Christian Tomani and Florian Buettner. 2021. Towards trustworthy predictions from deep neural networks with fast adversarial calibration. In *Proceedings of the AAAI Conference on Artificial Intelligence*, Vol. 35. 9886–9896.
- [30] Gido M van de Ven, Tinne Tuytelaars, and Andreas S Tolias. 2022. Three types of incremental learning. *Nature Machine Intelligence* 4, 12 (2022), 1185–1197.
- [31] Lisa Wimmer, Yusuf Sale, Paul Hofman, Bernd Bischl, and Eyke H3llermeier. 2023. Quantifying aleatoric and epistemic uncertainty in machine learning: Are conditional entropy and mutual information appropriate measures?. In *Uncertainty in Artificial Intelligence*. PMLR, 2282–2292.
- [32] Jiancheng Yang, Rui Shi, Donglai Wei, Zequan Liu, Lin Zhao, Bilian Ke, Hanspeter Pfister, and Bingbing Ni. 2023. MedMNIST v2-A large-scale lightweight benchmark for 2D and 3D biomedical image classification. *Scientific Data* 10, 1 (2023).
- [33] Jaehong Yoon, Divyam Madaan, Eunho Yang, and Sung Ju Hwang. 2021. Online Coreset Selection for Rehearsal-based Continual Learning. In *International Conference on Learning Representations*.