

A non-conservative kinetic framework for a closed-market society subject to shock events

Marco Menale^{1,*}, Ana Jacinta Soares², Romina Travaglini^{2,3}

¹Department of Mathematics and Applications “R. Caccioppoli”,
University of Naples “Federico II”,
Via Cintia, Monte S. Angelo I-80126 Napoli, Italy
marco.menale@unina.it (*corresponding author)

²Centre of Mathematics, University of Minho, Campus of Gualtar, 4710-057 Braga, Portugal
ajsoares@math.uminho.pt

³Istituto Nazionale di Alta Matematica “Francesco Severi”,
Dipartimento di Scienze Matematiche, Fisiche e Informatiche, Università di Parma,
Parco Area delle Scienze, 53/A, 43124 Parma, Italy
romina.travaglini@unipr.it

Abstract

Recently, several events have shockingly impacted society, carrying tough consequences. This was evident in the recent COVID-19 pandemic. However, not all individuals are affected by shock events in the same way. Among other factors, the consequences can vary depending on the wealth class. In our presented work, the approach typical of kinetic theory is used to analyze the dynamics of a closed-market society exposed to various types of shock events. To achieve this, we introduce non-conservative equations, incorporating proliferative and destructive binary interactions as well as external actions. Specifically, the latter term reproduces the shock events, and to accomplish this, we introduce an appropriate external force field into the kinetic framework, modeled using Gaussian functions. Several numerical simulations exploring different scenarios are presented to illustrate the behavior of the solution predicted by the model and to gain some insights when complex situations are investigated.

Keywords: Interacting systems, Kinetic theory, Ordinary differential equations, External force field, Shock, Socio-economic modeling.

Mathematics Subject Classification: 34A34, 82C22, 37N40

1 Introduction

During the last few decades, the kinetic theory framework has been widely used by the mathematical community for modelling the evolution of socio-economic systems [1, 2, 3, 4, 5]. Moreover, in recent years, society has experienced some *shock events* with profound impact on the population. These shock events are intended, in socio-economic terms, as unforeseen incidents that have a significant and unpredictable influence on a large scale. Socio-economists have always exerted significant efforts to understand the impact of these events on the population, aiming to predict potential outcomes of crisis, see e.g. [6]. Furthermore, shocks affect distinct wealth classes with varied consequences. For instance, the recent COVID-19 pandemic had strong effects also concerned the wealth distribution in society, as reported in [7]. These effects have been modeled by several applied mathematicians, see e.g. [8], where an economic model has been developed in the presence of an epidemic phenomenon, with focus on the social and economic impact of the epidemic on different social classes. Similarly, one may consider the impact of other shock events, as wars [9] earthquakes [10] climate changes [11] and so forth.

Motivated by this, in this paper, we aim to develop a kinetic model that describes the effects of shock events on a system in which individuals are categorized by their wealth state.

The kinetic theory allows us to model an interacting system composed of *particles*, also called *agents*, that stochastically interact. These interactions determine the evolution of the overall system ([12] is referenced to the interested reader and provides references for additional information). Basically, it is possible to individuate three different levels for describing the system, namely a *microscopic* a *mesoscopic*, and a *macroscopic* one. The microscopic level describes the binary stochastic interactions among pairs of particles. More precisely, the outcomes of such interactions are regulated by means of a real variable that can be continuous or discrete. The mesoscopic level represents the statistical level since the interest is focused on the distribution of particles. At this level, suitable equations depict the system's evolution, in particular, they can be either integro-differential equations or ordinary differential equations, depending on the nature of the microscopic variable, [1, 3, 13]. Finally, at the macroscopic scale, the evolution of the whole system, as a single entity, is derived as, for instance, the hydrodynamic limit of the mesoscopic equations, [14].

The classical kinetic approach regards the evolution of conservative systems, i.e. systems subjected to neither external actions nor non-conservative (prolifer-

ative/destructive) binary interactions where the total amount of particles/agents is conserved. Nevertheless, not considering these aspects would be too restrictive to gain a realistic depiction of the phenomenon's evolution. Recently, some papers were developed in this direction. Among others, in [15] the external action is modeled by introducing a suitable external force field; thus, the evolution is analyzed with respect to the specific choice of the external force field. Whereas in [16], authors discuss the analytical properties of a kinetic system with time-dependent non-conservative parameters, i.e. birth/death events. In both papers, the application of models regards ecological systems, by using a predator-prey approach.

The introduction of non-conservative terms in a kinetic scheme, such as non-conservative binary interactions and external force field, may result in the loss of some analytical properties. For instance, global existence and positivity of solutions are not generally ensured. Indeed, in [17], authors show that blow-up phenomena in finite time may occur. Therefore, the analysis of such kinetic frameworks is a delicate procedure, and some restrictions are mandatory on non-conservative parameters themselves, i.e. the shape of both non-conservative binary interactions and external force field. In this direction, some first results emerged in the previous papers [15, 16].

This paper aims to develop a non-conservative kinetic framework for modeling the evolution of a socio-economic system where non-conservative events occur. First, a closed-market society is assumed, where individuals interact by only money exchange (see for details [2, 18, 19], and references therein). The presence of non-conservative terms provides a more realistic scheme for modeling the evolution of socio-economic systems. In particular, in the spirit of [16], time-dependent non-conservative binary interactions are assumed. Moreover, an external force field with a specific analytical shape acts on the system. It is worth mentioning that the shape can resemble the impact of shock events. Additionally, diverse external force fields are considered, as shock events can be characterized by different features, such as intensity or time occurrence. In this context, we discuss and compare the related scenarios with each other.

We provide here an overview of the organization of this paper. In Section 2, we present and discuss the non-conservative kinetic framework, with time-dependent non-conservative binary interactions and a specific external force field. In particular, a first theorem of existence and uniqueness is proved. Section 3 is entirely devoted to the application of the kinetic non-conservative framework for modeling a closed-market society. In Subsection 3.1 and Subsection 3.2, the framework is specialized in two situations, i.e. for 3 and 5 wealth classes. Moreover, the non-conservative terms are assigned. In particular, for this latter aspect, the analytical shape of the external force field is provided in order to model shock events.

Subsection 3.3 contains numerical simulations that show the short-time and long-time behavior of solutions in comparison with the different situations. Finally, Subsection 4 collects some conclusions and future research perspectives.

2 Kinetic framework

In a classical discrete kinetic theory framework [20, 21, 22, 23, 24, 25], the overall system is segmented into *functional subsystems*, where agents within each subsystem adhere to a common strategy. The interpretation of such strategy varies depending on the specific application under consideration.

The *microscopic state* is characterized by the real discrete variable u , generally referred as *activity*, ranging in a finite subset of \mathbb{R} , that is

$$u \in \{u_1, u_2, \dots, u_n\} \subseteq \mathbb{R}.$$

For the purpose of the present work, we suppose that agents within the i th functional subsystem share the same microscopic state u_i .

The agents may undergo *binary stochastic interactions* described by the following quantities:

- the *interaction rates* $\eta_{hk} \geq 0$, $h, k \in \{1, 2, \dots, n\}$, that furnishes the number of encounters between agents of the h th and k th functional subsystems;
- the *transition probabilities* B_{hk}^i , $i, h, k \in \{1, 2, \dots, n\}$, that provides the probability of an agent from the h th functional subsystem transitioning into the k th subsystem, after an interaction with an agent from the k th one; being B_{hk}^i a probability, we remark that it holds

$$\sum_{i=1}^n B_{hk}^i = 1, \quad \forall h, k \in \{1, 2, \dots, n\}; \quad (1)$$

- the *proliferative/destructive rate*, i.e. the function

$$\mu_{hk} : [0, T] \rightarrow \mathbb{R}, \quad T > 0,$$

with $h, k \in \{1, 2, \dots, n\}$, that amounts to the non-conservative events due to interactions between agents of the h th and k th functional subsystems.

In our model, we assume time-independence for interaction rates and for transition probabilities are time-independent, whereas proliferative and destructive rates are assumed to be time-dependent. This choice is related to the specific aims of this

paper. In particular, the latter parameters $\mu_{hk}(t)$ determine the non-conservative dynamics of the system.

At the *mesoscopic level*, the modeling for the i th functional subsystem, is given by means of the *distribution function*

$$f_i : [0, T] \rightarrow \mathbb{R}^+, \quad T > 0.$$

Specifically, $f_i(t)$, for $t \geq 0$, represents the amount of agents at time t in the i th functional subsystem. Furthermore, we introduce the *vector distribution function* of the overall system as follows

$$\mathbf{f}(t) = (f_1(t), f_2(t), \dots, f_n(t)).$$

We make the assumption that the external environment influences the time evolution of the system, as recently done in [15]. Therefore, an *external force field* is introduced by means of the following functional

$$\mathbf{F}[\mathbf{f}] : [0, T] \rightarrow \mathbb{R}^n.$$

Then, for $i \in \{1, 2, \dots, n\}$, the component $F_i[\mathbf{f}](t)$ represents the action of this external field over the i th functional subsystem.

The field $\mathbf{F}[\mathbf{f}](t)$ may assume different shapes depending on the particular application being considered. For the aims of the present study, the following choice is provided:

$$F_i[\mathbf{f}](t) = \lambda_i(t) f_i(t), \quad \forall i \in \{1, 2, \dots, n\}. \quad (2)$$

Then, we may observe that

$$f_i(t) = 0 \Rightarrow F_i[\mathbf{f}](t) = 0. \quad (3)$$

Generally speaking, the function $\lambda_i(t)$ represents the action of the external force field over the i th functional subsystem independently of its current state; nevertheless, this action is weighted by the i th functional subsystem's state at time $t \geq 0$.

Taking into account all the aforementioned description, the *kinetic equation* of the i th functional subsystem, $i \in \{1, 2, \dots, n\}$, writes

$$\frac{df_i}{dt}(t) = \sum_{h,k=1}^n \eta_{hk} B_{hk}^i f_h(t) f_k(t) - f_i(t) \sum_{k=1}^n \eta_{ik} f_k(t) + f_i(t) \sum_{k=1}^n \eta_{ik} \mu_{ik}(t) f_k(t) + \lambda_i(t) f_i(t). \quad (4)$$

Equation (4) is a first-order nonlinear ordinary differential equation, exhibiting quadratic nonlinearities. By straightforward computations, the kinetic equation

(4) rewrites

$$\frac{df_i}{dt}(t) = \left(\sum_{h,k=1}^n \eta_{hk} B_{hk}^i f_h(t) f_k(t) - f_i(t) \sum_{k=1}^n \eta_{ik} f_k(t) \right) + f_i(t) \left(\sum_{k=1}^n \eta_{ik} \mu_{ik}(t) f_k(t) + \lambda_i(t) \right), \quad (5)$$

in such a way that conservative and non-conservative dynamics are well separated and the direct dependence of the latter dynamics on the i th distribution function is more evident.

The p th-order moments are defined as

$$\mathbb{E}_p[\mathbf{f}](t) := \sum_{i=1}^n u_i^p f_i(t),$$

for $p \in \mathbb{N}$, and describe the *macroscopic state* of the system. From a physical perspective, the 0th, 1st, and 2nd order moments represent density, linear momentum, and kinetic energy, respectively, for the entire system. For socio-economic applications, these moments have a different interpretation, due to the particular dynamics of these phenomena. The 0th-order moment, also indicated by $\rho(t)$, represents the number of agents in the overall system at time $t > 0$. Moreover, if $\rho(t) \neq 0$, the overall system average, $m(t)$, with respect to the activity variable, is provided by the 1st-order moment, i.e.

$$m(t) := \frac{1}{\rho(t)} \mathbb{E}_1[\mathbf{f}](t) = \frac{1}{\rho(t)} \sum_{i=1}^n u_i f_i(t).$$

The dynamics of the total density $\rho(t)$, that can be recovered from the kinetic equations (5), bearing the assumption (1) in mind, is such that

$$\dot{\rho}(t) = \sum_{i=1}^n f_i(t) \left(\sum_{k=1}^n \eta_{ik} \mu_{ik}(t) f_k(t) + \lambda_i(t) \right),$$

which emphasizes the non-conservative nature of the system.

Hereafter, the following analytical assumptions regarding the new terms are considered:

$$\begin{aligned} \mu_{hk}(t) &\in C([0, +\infty)), \\ \lambda_i(t) &\in C([0, +\infty)), \end{aligned}$$

for $h, k, i \in \{1, 2, \dots, n\}$ and $t \geq 0$.

Assigning a positive initial data $\mathbf{f}^0 \in (\mathbb{R}^+)^n$ is assigned, the *Cauchy problem* associated to the kinetic framework (4) can be formulated as

$$\begin{cases} \frac{df_i}{dt}(t) = P_i[\mathbf{f}](t), & t \in [0, T] \\ \mathbf{f}(0) = \mathbf{f}^0, \end{cases} \quad (6)$$

where the operator $P_i[\mathbf{f}]$ is defined by

$$P_i[\mathbf{f}](t) := \sum_{h,k=1}^n \eta_{hk} B_{hk}^i f_h(t) f_k(t) - f_i(t) \sum_{k=1}^n \eta_{ik} f_k(t) + f_i(t) \sum_{k=1}^n \eta_{ik} \mu_{ik}(t) f_k(t) + \lambda_i(t) f_i(t), \quad (7)$$

and the following analytical result holds.

Theorem 1. *Let us consider the Cauchy problem (6). Let the following assumptions hold:*

- there exists $\eta > 0$ such that

$$\eta_{hk} \leq \eta, \quad \forall h, k \in \{1, 2, \dots, n\}; \quad (8)$$

- there exists $\mu > 0$ such that

$$\mu_{hk}(t) \leq \mu, \quad \forall h, k \in \{1, 2, \dots, n\}, \forall t > 0; \quad (9)$$

- there exists $\lambda > 0$ such that

$$|\lambda_i(t)| \leq \lambda, \quad \forall i \in \{1, 2, \dots, n\}, \forall t > 0; \quad (10)$$

- the assigned initial data is such that

$$\mathbf{f}^0 \in (\mathbb{R}^+)^n. \quad (11)$$

Moreover, let the assumption (1) hold. Then, there exists a unique bounded and positive function $\mathbf{f}(t)$, local solution of the Cauchy problem (6) in the time interval $[0, t_0]$, for $t_0 > 0$.

Proof. For any $i \in \{1, 2, \dots, n\}$, the operator $P_i[\mathbf{f}]$ defined in (7) maps the space $C([0, T])$ into itself. Moreover, let be $\mathbf{f}(t), \mathbf{g}(t) \in (C([0, T]))^n$. Thus, it is possible to find a constant $c > 0$ such that

$$\|\mathbf{f}(t)\|_{C([0, T])^n}, \|\mathbf{g}(t)\|_{C([0, T])^n} \leq c, \quad \forall t > 0.$$

The operator $P_i[\mathbf{f}]$, introduced in (7), can be written as

$$P_i[\mathbf{f}] := G_i[\mathbf{f}] - L_i[\mathbf{f}] + N_i[\mathbf{f}] + F_i[\mathbf{f}],$$

where

$$\begin{aligned} G_i[\mathbf{f}](t) &:= \sum_{h,k=1}^n \eta_{hk} B_{hk}^i f_h(t) f_k(t), \\ L_i[\mathbf{f}](t) &:= f_i(t) \sum_{k=1}^n \eta_{ik} f_k(t), \\ N_i[\mathbf{f}](t) &:= f_i(t) \sum_{k=1}^n \eta_{ik} \mu_{ik}(t) f_k(t), \\ F_i[\mathbf{f}](t) &:= \lambda_i(t) f_i(t). \end{aligned}$$

By using assumptions (1), (8), (9), (10), some standard computational arguments, as those ones developed in [1, 17], allow to conclude that

$$\begin{aligned} \sum_{i=1}^n |G_i[\mathbf{f}](t) - G_i[\mathbf{g}](t)| &\leq \eta \sum_{h=1}^n |f_h| \sum_{k=1}^n |f_k - g_k| + \eta \sum_{k=1}^n |g_k| \sum_{h=1}^n |f_h - g_h| \\ &\leq 2\eta c \sum_{i=1}^n |f_i - g_i|, \end{aligned} \tag{12}$$

$$\begin{aligned} \sum_{i=1}^n |L_i[\mathbf{f}](t) - L_i[\mathbf{g}](t)| &\leq \eta \sum_{i=1}^n |f_i| \sum_{k=1}^n |f_k - g_k| + \eta \sum_{i=1}^n |f_i - g_i| \sum_{k=1}^n |g_k| \\ &\leq 2\eta c \sum_{i=1}^n |f_i - g_i|, \end{aligned} \tag{13}$$

$$\begin{aligned} \sum_{i=1}^n |N_i[\mathbf{f}](t) - N_i[\mathbf{g}](t)| &\leq \eta \mu \sum_{i=1}^n |f_i| \sum_{k=1}^n |f_k - g_k| + \eta \mu \sum_{i=1}^n |f_i - g_i| \sum_{k=1}^n |g_k| \\ &\leq 2\eta \mu c \sum_{i=1}^n |f_i - g_i|, \end{aligned} \tag{14}$$

and

$$\begin{aligned} \sum_{i=1}^n |F_i[\mathbf{f}](t) - F_i[\mathbf{g}](t)| &\leq \sum_{i=1}^n |\lambda_i(t) f_i(t) - \lambda_i(t) g_i(t)| \\ &\leq \lambda \sum_{i=1}^n |f_i(t) - g_i(t)|. \end{aligned} \tag{15}$$

Therefore, by using (12), (13), (14) and (15), one has

$$\sum_{i=1}^n |P_i[\mathbf{f}](t) - P_i[\mathbf{g}](t)| \leq (4\eta c + 2\eta\mu c + \lambda) \sum_{i=1}^n |f_i(t) - g_i(t)|, \quad (16)$$

and by (16), it follows

$$\|\mathbf{P}[\mathbf{f}](t) - \mathbf{P}[\mathbf{g}](t)\|_{(C([0,T]))^n} \leq C \|\mathbf{f}(t) - \mathbf{g}(t)\|_{(C([0,T]))^n}, \quad (17)$$

and the constant $C > 0$ is determined by both the initial data \mathbf{f}^0 and the system parameters. Condition (17) proves that operator $\mathbf{P}[\mathbf{f}](t)$ is Lipschitz. Therefore, standard analytical results [26] ensure that existence and uniqueness of a local solution $\mathbf{f}(t) = (f_1(t), f_2(t), \dots, f_n(t))$ of the Cauchy problem (6), in the time interval $[0, t_0]$, and $t_0 > 0$ depends on the initial data \mathbf{f}^0 and on the system parameters.

To conclude the proof of this Theorem, the positivity of the solution $\mathbf{f}(t)$ has to be proved. To this aim, we make use of the compact form (5) of the kinetic system, rearranging the terms, for $i \in \{1, 2, \dots, n\}$, as follows

$$\frac{df_i}{dt}(t) = \left(\sum_{h,k=1}^n \eta_{hk} B_{hk}^i f_h(t) f_k(t) \right) + f_i(t) \left(\sum_{k=1}^n \eta_{ik} f_k(t) (\mu_{ik} - 1) + \lambda_i(t) \right),$$

or, equivalently,

$$\frac{df_i}{dt}(t) = G_i[\mathbf{f}](t) + f_i(t) Q_i[\mathbf{f}](t), \quad (18)$$

where

$$Q_i[\mathbf{f}](t) := \sum_{k=1}^n \eta_{ik} f_k(t) (\mu_{ik}(t) - 1) + \lambda_i(t).$$

Now, let, for $i \in \{1, 2, \dots, n\}$,

$$\gamma_i(t) := \int_0^t Q_i[\mathbf{f}](s) ds.$$

Then, the equation (18) can be recast as, for $i \in \{1, 2, \dots, n\}$,

$$f_i(t) = f_i^0 \exp(\gamma_i(t)) + \int_0^t G_i[\mathbf{f}](s) \exp(\gamma_i(t) - \gamma_i(s)) ds. \quad (19)$$

The assumption (11), together with the positivity of the operator $R_i[\mathbf{f}](t)$ and the properties of the exponential function, ensure the positivity of locally in time solution $\mathbf{f}(t)$. The proof is then complete. \square

Generally speaking, Theorem 1 does not allow to ensure, for the Cauchy problem (6), the global-in-time existence of a positive, bounded solution. Indeed, when non-conservative terms are considered, blow-up phenomena may occur, [17]. Nevertheless, some particular analytical shapes of the non-conservative time-dependent rates $\mu_{hk}(t)$, for $h, k \in \{1, 2, \dots, n\}$, and/or of the external force field $F_i[\mathbf{f}](t) = \lambda_i(t)f_i(t)$, for $i \in \{1, 2, \dots, n\}$, might provide the boundedness for the solution $\mathbf{f}(t)$, with the consequent global existence. Furthermore, particular relations between coefficients $\mu_{hk}(t)$, and $\lambda_i(t)$, might avoid blow-up phenomena as well. For instance, positive proliferative parameters might be bounded by one of the components, $\lambda_i(t)$, of the external force field. Moreover, despite being the regularity assumptions on the functions $\lambda_i(t)$, for $i \in \{1, 2, \dots, n\}$, necessary for existence and uniqueness, at least locally in time, they could be restrictive in view of particular applications, as will be shown below.

3 Closed-market society under shock events

In this section, we employ the kinetic framework (4) to model the evolution of a society within a closed-market system. The key innovative feature in our model is the integration of time-dependent non-conservative rates and the impact imparted by an external force field into the description of the closed-market society. We then illustrate different scenarios performing some numerical simulations and discuss some features of the considered economic system concerning diverse choices of non-conservative terms. We intend to highlight the impact of both the time-dependent proliferative/destructive rates $\mu_{hk}(t)$ and external force field $\mathbf{F}[\mathbf{f}](t)$ on the evolution of the overall system, picking a particular function shape of the latter term.

3.1 The framework

We take, as starting point, a model for a closed-market society, in which individuals interact by only money exchange. At the microscopic level, this society is endowed with an activity variable that indicates the wealth class. Subsequently, the entire population comprising the society is split into n functional subsystems. Within each subsystem, individuals share a common wealth-state. In essence, these functional subsystems serve as representations of the various wealth classes of the society. To simplify matters, we focus solely on the wealth state as the only feature considered for modeling the evolution of the present economic system. We are aware of this limitation in an economic setting. However, this choice serves our purpose of investigating the role of the new feature of this paper, i.e. time-dependent non-conservative rates and the action of external force field.

In what follows, the scenario under inquiry is specialized in two situations with $n = 3$ and $n = 5$ functional subsystems, respectively. If the former case allows us to provide an overview of the evolution and behavior of each wealth class, the latter depicts a more realistic situation, being the subdivision of society more structured and complex, [27]. From a socio-economic viewpoint, these wealth classes can be seen as follows. In particular, in the case $n = 3$, they represent, respectively:

- lower class, $i = 1$;
- middle class, $i = 2$;
- upper class, $i = 3$.

Moreover, in the case $n = 5$, these classes stand for:

- lower class, $i = 1$;
- lower-middle class, $i = 2$;
- middle class, $i = 3$;
- upper-middle class, $i = 4$;
- upper class, $i = 5$.

For each case, $f_i(t)$ represents the distribution function relative to the i th functional subsystem with respect to time.

3.2 The construction of the kinetic system

In order to specialize the non-conservative kinetic framework (4) for the current economic system, the parameters have to be properly outlined.

First, the conservative parameters of system (4), i.e. interaction rate η_{hk} and transition probability B_{hk}^i , model the economic binary stochastic interactions between pairs of individuals. Specifically, these conservative terms represent money exchange in society. These coefficients are definitively chosen, since our main aim is the analysis of the dynamics of the system concerning the non-conservative, time-dependent, terms, i.e. proliferative/destructive rates $\mu_{hk}(t)$, and the external force $\mathbf{F}[\mathbf{f}](t)$, with the analytical shape of type (2). Taking into account all the aforementioned considerations, the conservative parameters are chosen as follows. The interaction rates are assumed constant, namely

$$\eta_{hk} = 1, \quad \forall h, k \in \{1, 2, \dots, n\}. \quad (20)$$

Therefore, we are considering a society in which economic interactions among individuals belonging to different functional subsystems, i.e. with different wealth-state, are uniform. This might appear rather restrictive. Nevertheless, in a first approximation, it is useful, since it allows the removal of some parameters from kinetic system (5). In such a way, the complexity (both analytical and numerical) is slightly reduced. Moreover, we point out that the assumption is in accordance with the closed-market structure of the society here considered, [18, 28], as well as the transition probability B_{hk}^i , that is assigned in line with what recently developed in [27]. Beyond technical details, the analytical expression of this probability reflects the fact that the economic interactions among individuals determine the transfer of people from one functional subsystem to another.

In this closed-market society, the time-dependent proliferative/destructive rates $\mu_{hk}(t)$, for $h, k \in \{1, 2, \dots, n\}$, stand for the birth/death rate due to stochastic binary encounters between individuals of the h th-functional subsystem and those one of the k th functional subsystem. Specifically, for our purposes, we consider only non-conservative rates related to occurring between pairs of individuals within the same subsystem. This means that

$$\mu_{hk}(t) = 0, \quad \forall h \neq k, \forall t > 0.$$

From an application viewpoint, we extend the meaning of the coefficient $\mu_{ii}(t)$, for $i \in \{1, 2, \dots, n\}$ and $t > 0$, allowing it to represent birth/death natural events related to the i th wealth-class. In other words, we suppose that the interaction among individuals of the same class may have both positive (reproduction) or negative (suppression) outcomes, and that this dynamic has a cyclical behavior. Considering all of the above, these coefficients are modeled through some suitable periodic functions. Hereafter, we assume

$$\mu_{ii}(t) = \bar{\mu}_{ii} \cos(2t), \quad (21)$$

where coefficients $\bar{\mu}_{ii}$, for $i \in \{1, 2, \dots, n\}$, are positive constants that model natural birth/death processes of the i th wealth-class. Furthermore, the function $\cos(2t)$ is the same for all functional subsystems. The coefficient $\bar{\mu}_{ii}$ is a weight of this process for people of the i th wealth class, due to the specific wealth state. In particular, the coefficients $\bar{\mu}_{ii}$ are assigned as follows. For $n = 3$,

$$\bar{\mu}_{11} = 0.25, \quad \bar{\mu}_{22} = 0.11, \quad \bar{\mu}_{33} = 0.06, \quad (22)$$

whereas, for $n = 5$,

$$\bar{\mu}_{11} = 0.25, \quad \bar{\mu}_{22} = 0.16, \quad \bar{\mu}_{33} = 0.11, \quad \bar{\mu}_{44} = 0.08, \quad \bar{\mu}_{55} = 0.05. \quad (23)$$

In both cases $n = 3$ and $n = 5$, time-dependent proliferative/destructive rates decrease as wealth classes increase; there are two reasons for this. On one hand, individuals in lower classes typically exhibit a higher tendency to have more children,

resulting in a more pronounced population growth. On the other hand, reciprocal support and caregiving among individuals of the same class may be lacking in lower economic strata. This tendency can be associated with the transmission of unhealthy lifestyle habits, the spread of diseases, and even real competition for survival.

Finally, we introduce specific expressions for the coefficients $\lambda_i(t)$, for $i \in \{1, 2, \dots, n\}$, modeling the non-conservative external force field (2). More precisely, we want to use these terms to model the effects and consequences of some slow or sudden events on a population. Of course, these consequences cannot be the same for each wealth class, as expected by experience and depicted by facts. Hereafter, we call these events “shocks”, where each shock is characterized by some specific properties in terms of impact and duration. It is worth underlining that this action is not directly related to interactions among individuals, but it is an external action on each wealth class. Moreover, we assume that this action has only a “negative” impact on wealth classes, i.e. from a mathematical viewpoint

$$F_i[\mathbf{f}](t) \leq 0, \quad \forall t \geq 0, \forall i \in \{1, 2, \dots, n\},$$

or, equivalently,

$$\lambda_i(t) \leq 0, \quad \forall t \geq 0, \forall i \in \{1, 2, \dots, n\}.$$

Therefore, external action can only lead to a reduction in the population of each wealth class.

As previously mentioned, two different scenarios are considered in what follows, concerning the shape of the external force field $\mathbf{F}[\mathbf{f}](t)$.

Scenario 1 – slow shock. In the first scenario, we consider an external force field modeling a “slow shock”, i.e. an event that begins, grows, reaches its peak, and declines until its effect is no longer felt on the overall population. For instance, a slow shock can be used for situations related to climate changes that are not sudden events. Thus, the coefficients $\lambda_i(t)$, for $i \in \{1, 2, \dots, n\}$, are assumed to be

$$\lambda_i(t) = -\alpha_i \frac{1}{\sigma\sqrt{2\pi}} \exp\left(-\frac{(t-\nu)^2}{2\sigma^2}\right), \quad (24)$$

where $\alpha_i \geq 0$, for $i \in \{1, 2, \dots, n\}$. The slow shock (24) is modeled by using a Gaussian function centered at $t = \nu$, with variance $\sigma > 0$. The parameters ν and σ denote the moment in time when the external field has the most pronounced impact on the population and the duration of time over which the shock affects the population, respectively. The nonnegative coefficients α_i model the impact and related consequences of the slow shock on each wealth class, since it is reasonable to assume that an external phenomenon acts differently and has a non-identical

effect on each wealth class. Then, for $i \in \{1, 2, \dots, n\}$, a slow shock is modeled by the external force field

$$F_i[\mathbf{f}](t) = -\alpha_i \frac{1}{\sigma\sqrt{2\pi}} \exp\left(-\frac{(t-\nu)^2}{2\sigma^2}\right) f_i(t).$$

Therefore, the dependence of the external action on the specific functional subsystem is expressed in (24) through coefficients α_i , for $i \in \{1, 2, \dots, n\}$, whereas on the current state of the functional subsystem itself through the distribution function $f_i(t)$, for $i \in \{1, 2, \dots, n\}$.

Scenario 2 – sudden shock. In a second scenario, we consider an external force field modeling a “sudden shock”, i.e. an event that instantaneously appears as a sudden peak with no smooth initial phase, and then decreases until its effect is no longer felt. For instance, a war may be modeled in this way, as well as some outbreaks of epidemic events. Hence, the coefficients $\lambda_i(t)$, for $i \in \{1, 2, \dots, n\}$, are assumed to be

$$\lambda_i(t) = -\alpha_i \frac{1}{\sigma\sqrt{2\pi}} \exp\left(-\frac{(t-\nu)^2}{2\sigma^2}\right) \mathbf{I}_{\{t \geq \nu\}}, \quad (25)$$

with $\alpha_i \geq 0$, for all $i \in \{1, 2, \dots, n\}$. The sudden shock (25) is modeled through a Gaussian function centered at $t = \nu$, with variance $\sigma > 0$, as in the previous case (24) of slow shock, but now, the sudden behavior is present in (25) through the indicator function $\mathbf{I}_{\{t \geq \nu\}}$ that mimics the instantaneous and abrupt change on the behavior. Then, for all $i \in \{1, 2, \dots, n\}$, a sudden shock is modeled by the external force field

$$F_i[\mathbf{f}](t) = -\alpha_i \frac{1}{\sigma\sqrt{2\pi}} \exp\left(-\frac{(t-\nu)^2}{2\sigma^2}\right) \mathbf{I}_{\{t \geq \nu\}} f_i(t).$$

For the purposes of our model, the proliferative/destructive rates μ_{hk} , for $h, k \in \{1, 2, \dots, n\}$, will be fixed for both configurations as in (22) and (23). The focus of our investigation will be, then, on the way how the specific shape of the external force field (slow or sudden shock) influences the dynamics of the overall economic system.

It is worth noting that the above choice for the external force field in terms of a Gaussian function represents just the first possibility for modeling shock events that impact a socio-economic system. Specifically, the selection of the Gaussian shape is primarily driven by its distinctive characteristics, such as the occurrence of peaks at a specific time, the intensity, and the time duration.

Some analytical considerations are here required regarding the selection of non-conservative parameter shapes, i.e. proliferative/destructive rates $\eta_{hk}(t)$, for

$h, k \in 1, 2, \dots, n$, and external force field $\mathbf{F}[\mathbf{f}](t)$. If a slow shock (24) occurs, the assumptions of Theorem 1 are satisfied; then, given an initial data $\mathbf{f}^0 \in (\mathbb{R}^+)^n$, there exists a unique and positive solution, locally in time. Indeed, the slow shock (24) is modeled by continuous functions, regular enough for Theorem 1. Conversely, if a sudden shock (25) occurs, the situation is slightly different. In this latter case, in fact, the coefficients $\lambda_i(t)$ are modeled by non-continuous functions, due to the presence of the indicator function $\mathbf{I}_{\{t \geq \nu\}}$. Therefore, the results of Theorem 1 do not apply in this case. Anyway, due to the choice of coefficients $\lambda_i(t)$, for $i \in \{1, 2, \dots, n\}$, and expression of proliferative/destructive rates (22) and (23) we can, at least, conclude that there exists a solution, locally in time, by using some standard results of theory of ordinary differential equations, such as Carathéodory's theorem (see [26] for details). Indeed, all coefficients of equation (4) are bounded by measurable functions for each fixed time $t > 0$. It's important to emphasize that in the case of a sudden shock, the uniqueness of the solution is not guaranteed in general. Nevertheless, the solution remains positive due to the structure of the kinetic system (4) itself.

3.3 Numerical Simulations

We present some numerical simulations for scenarios 1 and 2, both for the case of $n = 3$ and of $n = 5$ wealth classes.

Initial data. The initial data \mathbf{f}^0 is definitively fixed for both cases. In particular, with $n = 3$ wealth-classes, it is set

$$\mathbf{f}^0 = (0.39, 0.46, 0.15), \quad (26)$$

whereas, for $n = 5$,

$$\mathbf{f}^0 = (0.08, 0.47, 0.32, 0.1, 0.03). \quad (27)$$

It is worth stressing that this specific choice for initial data reflects the idea of a nonsymmetric structure of wealth classes in a closed-market society here considered. Indeed, for the case of $n = 3$, the total amount of lower and middle-class individuals represents the majority of the population. Analogously, with $n = 5$, the lower, lower-middle, and middle classes together stand for the majority, if compared to the upper-middle and upper classes. The reason for this choice for the initial data is twofold. On one hand, we aim at depicting a society where the lower and middle classes predominate; this appears more clearly in the case with 3 wealth classes. On the other hand, we expect few “very rich” people, and this is outstanding in the case with 5 wealth classes, where $f_5^0 = 0.03 \ll f_i^0$, for $i \neq 5$. Finally, we underline that in both cases, the initial data is such that

$$\sum_{i=1}^n f_i^0 = 1, \quad n \in \{3, 5\}.$$

This last choice is related to the fact that, if we consider the conservative framework, i.e. the system (4) without time-dependent proliferative/destructive rate $\mu_{hk}(t)$, for $h, k \in \{1, 2, \dots, n\}$, and external force field $\mathbf{F}[\mathbf{f}](t)$, is possible to find for the Cauchy problem, globally in time, a unique and positive solution $\mathbf{f}(t)$, globally in time, in such a way that

$$\sum_{i=1}^n f_i(t) = 1, \quad \forall t > 0.$$

Thus, the solution can be interpreted as a probability.

External force field. The parameters ν and σ that characterize the Gaussian structure of the external force field for both scenarios 1 and 2 are set as $\nu = 50$ and $\sigma = 20$. Given the form of the coefficients $\lambda_i(t)$ for a slow shock (24), this means that the peak of the event is gained at $t = 50$. Similarly, for a sudden shock (25), the event starts in its peak at $t = 50$.

Concerning the coefficients α_i , for $i \in \{1, 2, \dots, n\}$, we assign, for the case $n = 3$, the values

$$\alpha_1 = 0.25, \quad \alpha_2 = 0.15, \quad \alpha_3 = 0.05. \quad (28)$$

Bearing the structure of the external force field in mind, this choice provides a shock, for both slow and sudden cases, that has a greater impact on the lower classes, with respect to the upper ones. Analogously, in the case $n = 5$, the values decrease from the lower class to the upper one. Specifically:

$$\alpha_1 = 0.25, \quad \alpha_2 = 0.2, \quad \alpha_3 = 0.15, \quad \alpha_4 = 0.1, \quad \alpha_5 = 0.05. \quad (29)$$

This choice for the values of coefficients α_i , in (28) and (29), suitably represents the role played by the external force field $\mathbf{F}[\mathbf{f}](t)$ in the present work; according to what expected, we suppose that the impact is bigger for lower classes compared to upper ones. For example, an epidemic event has a more significant impact on the lower classes, as they frequently reside in overcrowded locations with inadequate sanitary conditions. Additionally, public health services do not always manage to meet the needs of the entire population in these areas.

In our simulations, we consider both scenarios 1 and 2 introduced before, of slow and sudden shocks, respectively. Then, we build two further complex scenarios of consecutive shocks, the first one being a sudden shock and the second one being either a slow or a sudden shock. To better apprehend the impact of the shocks in the evolution of the populations, we start with the numerical investigation of a baseline scenario in which no external force field acts on the overall system, i.e. the populations are not exposed to any shock.

In all scenarios, we are interested in the time-evolution of the distribution functions $f_i(t)$, for both cases of $n = 3$ and $n = 5$ populations.

The main objective is to analyze the effects of the shocks on the populations and how the populations react to these external force fields. Some relevant questions are: do the populations restore after a shock? Do they recover the previous configuration?

We consider the reference time window $[0, 200]$ and perform the simulations using standard MATLAB routines for solving ordinary differential equations, i.e. fourth-order Runge-Kutta methods.

3.3.1 Baseline scenario

In this scenario, we take, for kinetic system (4), $\mathbf{F}[\mathbf{f}](t) = 0$, for all $t \geq 0$. Therefore, only conservative and non-conservative binary interactions occur. The behavior of the distribution functions $f_i(t)$ is displayed in Figure 1.

In panel (a) we observe how the lowest class (black-starred line) undergoes a higher oscillation and tends to increase rapidly. Also, an increase in the upper class (blue-squared line) is appreciable, while the middle class (red-dotted line) is decreasing. These simulations show that, in a closed-market society, the number of individuals of the middle class tends to decrease, the number of lower-class individuals increases, and there is a sort of polarization between lower classes and upper classes. Indeed, we are not taking into account any redistribution mechanism through taxes, [28]. It is worth noting that the stronger oscillations of these latter individuals are related to the specific choice of non-conservative rates (22), reflecting the fact that in the lower classes the natality is higher, but also the mortality. This is due to several reasons, among others less possibility to benefit from the health care system. Moreover, the upper class increases up to a value that stabilizes with very small oscillations. We may conclude, then, that in such an economic system both the lower and the upper class increase, while the middle class is drastically reduced.

In panel (b), the case with $n = 5$ is presented. We can observe certain similarities with the previous case for $n = 3$ populations. In particular, the lower class appears to dominate in the long-term behavior, while the upper class shows an increasing trend relative to the other classes. It is noticeable that the 2nd, 3rd, and 4th functional subsystems exhibit a tendency towards particularly lower levels, contrasted by a significant and rapid growth of the lower class (indicated by the magenta-with-diamonds line) and a growth, albeit at a slower pace, of the upper class (green-with-triangles line). This behavior provides a more detailed representation of what was already observed in the case with $n = 3$. In fact, a significant portion of the population transitions into the lower class, while individuals in the upper class consolidate their positions. The oscillatory pattern, similar

to what is seen in the case with $n = 3$, is still appreciable and is related again to the non-conservative rates (23). Again, the strongest oscillations concern the lower class, while they are considerably weaker for the other classes.

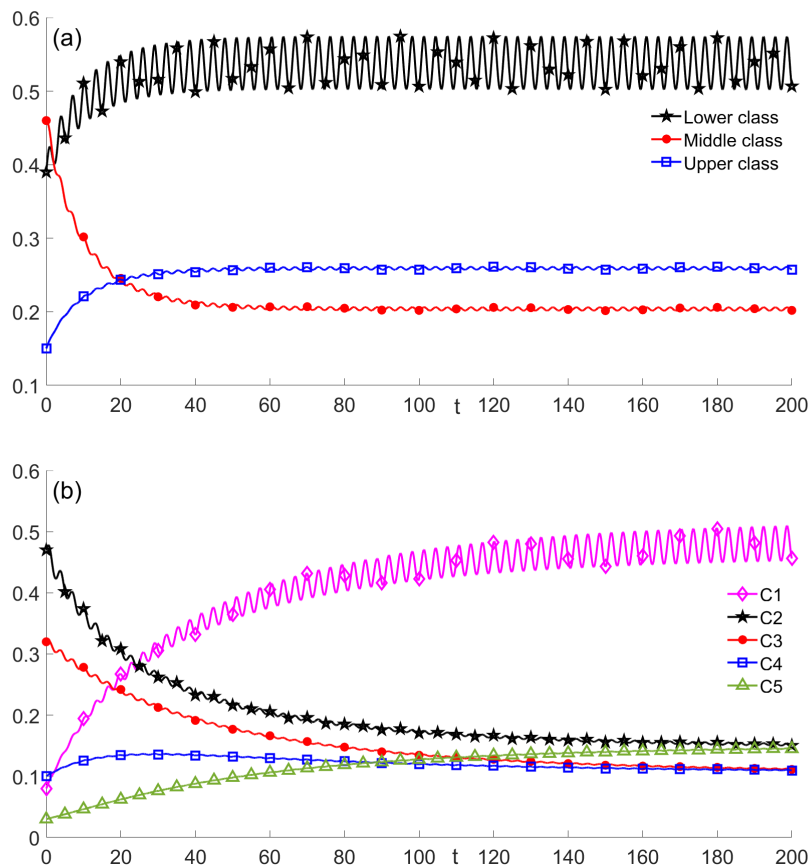


Figure 1: *Baseline scenario*. Time evolution of the population distribution functions without undergoing any shock. Panel (a): three-classes population with parameters as in (20)-(22)-(28) and initial data (26). Panel (b): five-classes population with parameters as in (20)-(23)-(29) and initial data (27).

3.3.2 Slow shock scenario

As a first scenario depicting how an external force may impact the society, we consider the one in which a slow shock, modeled by (24), occurs. The shock reaches its peak at $t = 50$, and the coefficients α_i are chosen according to (28) and (29) for the case $n = 3$ and $n = 5$, respectively. The related simulations can be observed in Figure 2. In particular, the case $n = 3$ is shown in panel (a), and the

case $n = 5$ in panel (b). The results are shown in comparison with the baseline scenario (represented by dotted lines). Moreover, we report in Table 1 the values of the densities for each class after the time $t = 200$, both for slow shock and baseline dynamics. We observe that, for the three classes case, the most affected class is the lower one. However, the middle class also has its downfall. Indeed, after a time $t = 200$, the population of both classes is approximately one-half of what it would have been without the external event. On the other hand, the upper class is less affected by the consequences of the slow shock. This is further stressed in the case $n = 5$, where the effects of the slow shock weigh almost exclusively on the lowest class. Indeed, its final value is reduced to a third with respect to the baseline scenario. As for the other classes, the shock has an approximately halving effect for each one. We may infer that the effect of a slow shock needs a certain time to impact each wealth class, in particular the lower one. Indeed, during the initial stage, the solution slightly differs from the one of the baseline scenario; then, after the peak, the effects emerge more clearly. For instance, the effect of climate changes may be modeled by using this slow shock structure, since the event starts at a certain moment, but when they get a certain peak, the effects are clear. In particular, the lower classes pay the toughest consequences. Indeed, lower-income communities often reside in areas subject to environmental risks. Unfortunately, they may not have the possibility to invest in resilient infrastructure, retrofit homes, or relocate to safer areas. Moreover, lower-income groups are often employed in sectors highly sensitive to climate variations, such as agriculture or informal labor, and often they depend heavily on natural resources for their livelihoods. It also is worth observing the reduction of oscillations for the middle class in the case $n = 3$ and for lower-middle, middle, and upper-middle in the case $n = 5$. In particular, this aspect reflects a reduction in the birth rate for these wealth classes, revealing the difficulties of these individuals in planning a future with children.

	Lower	Middle	Upper	Total
Baseline	0.507	0.202	0.257	0.966
Slow shock	0.246	0.129	0.221	0.596
Ratio	0.486	0.639	0.859	0.617

	C1	C2	C3	C4	C5	Total
Baseline	0.456	0.15	0.111	0.11	0.145	0.972
Slow shock	0.139	0.066	0.06	0.065	0.093	0.423
Ratio	0.305	0.437	0.536	0.592	0.643	0.435

Table 1: Portion of the density population in each class at time $t = 200$ in the reference case with no event (baseline scenario), in the slow shock scenario, and the ratio between the two values for the three-classes and five-classes cases.

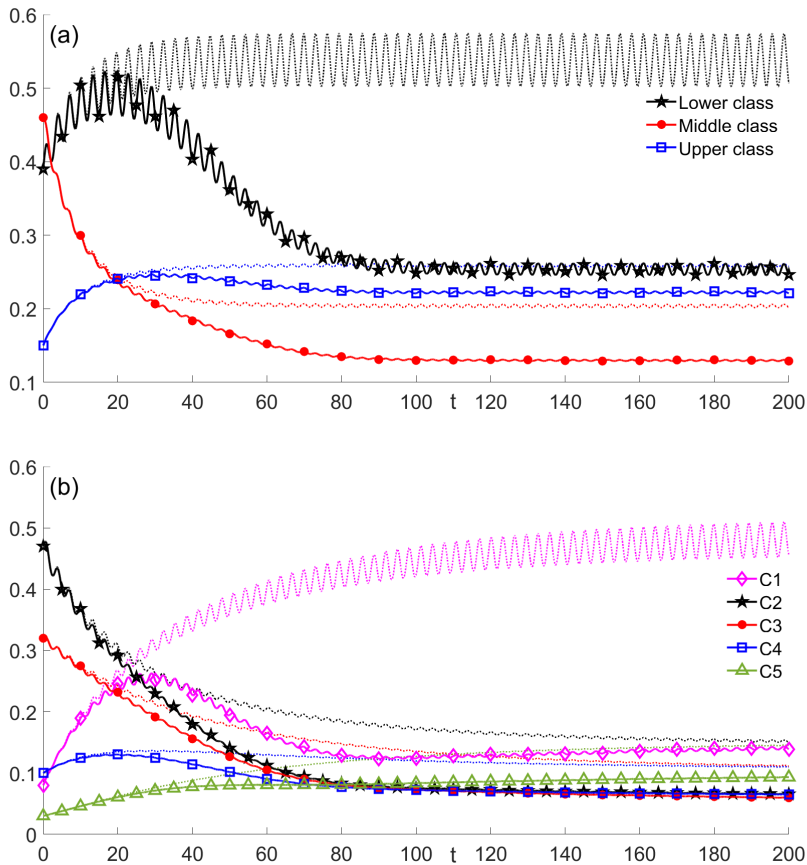


Figure 2: *Slow shock scenario*. Time evolution of the population distribution functions when a slow shock occurs at $t = 50$ with $\sigma = 20$, compared to the reference case (dotted lines). Panel (a): three-classes population with parameters as in (20)-(22)-(28) and initial data (26). Panel (b): five-classes population with parameters as in (20)-(23)-(29) and initial data (27).

3.3.3 Sudden shock scenario

We now consider the impact of a sudden shock that is modeled by an external force field with parameters $\lambda_i(t)$ of type (25). We perform the related simulations for both cases $n = 3$ and $n = 5$ in Figure 3, compared to the baseline scenario. Moreover, in Table 2 the values of the solution up to time $t = 200$, both for sudden shock and baseline scenario, are reported.

The sudden collapse of values for each class emerges in both cases, as expected for such a situation. Nevertheless, the final impact, i.e. at $t = 200$, of a scenario with sudden shock is less if compared to the previous case with slow shock, and

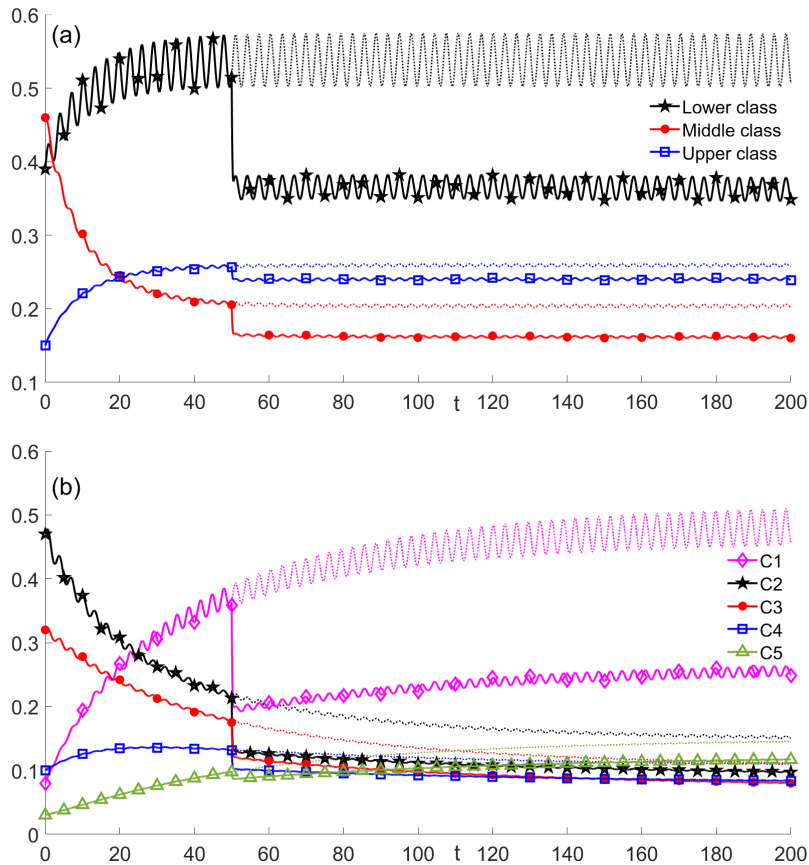


Figure 3: *Sudden shock scenario*. Time evolution of the population distribution functions when a sudden shock occurs at $t = 50$ with $\sigma = 0.2$, compared to the reference case (dotted lines). Panel (a): three-classes population with parameters as in (20)-(22)-(28) and initial data (26). Panel (b): five-classes population with parameters as in (20)-(23)-(29) and initial data (27).

this is true for both situations. In particular, in the case of 5 wealth classes, the lower one starts increasing again soon after the event. We stress again that the upper classes are those less affected by the sudden shock. Moreover, the oscillatory pattern persists after the shock, also if slightly toned down. An example of sudden shock may be a war, or a particular environmental catastrophe, since their effects on a population appear immediately. Moreover, the lower classes are the ones most exposed to risks and consequences. Therefore, the effects of a sudden shock emerge more quickly if compared to what happens with a slow shock. On the other hand, looking at the final results related to the two scenarios, we observe that, after the same time, the values of functional subsystems are higher in the case of a sudden

	Lower	Middle	Upper	Total
Baseline	0.507	0.202	0.257	0.966
Sudden shock	0.348	0.16	0.239	0.747
Ratio	0.688	0.793	0.928	0.773

	C1	C2	C3	C4	C5	Total
Baseline	0.456	0.15	0.111	0.11	0.145	0.972
Sudden shock	0.249	0.097	0.08	0.084	0.117	0.627
Ratio	0.545	0.646	0.72	0.764	0.807	0.645

Table 2: Portion of the density population in each class at time $t = 200$ in the reference case with no event (baseline scenario), in the sudden shock scenario, and the ratio between the two values for the three-classes and five-classes cases.

shock in comparison with the case of a slow shock. This might seem strange, but it is reasonable if we consider that a sudden shock directly appears at its peak compared to a slow shock. However, during a sudden shock, the impact on each functional subsystem is more immediate and leads to a more pronounced effect on each population. Thus we emphasize that the defining characteristic of a sudden shock is its abrupt onset at its peak, which results in the collapse of all wealth classes, rather than its long-range outcomes.

3.3.4 Sudden shock followed by a slow shock scenario

For the first scenario, the combined action of a sudden shock (25) followed after a certain time interval by a slow shock (24) is represented by the following external force field

$$\lambda_i(t) = -\alpha_i \left[\frac{1}{\sigma_1 \sqrt{2\pi}} \exp\left(-\frac{(t - \nu_1)^2}{2\sigma_1^2}\right) \mathbf{I}_{\{t \geq \nu_2\}} + \frac{1}{\sigma_1 \sqrt{2\pi}} \exp\left(-\frac{(t - \nu_2)^2}{2\sigma_2^2}\right) \right]. \quad (30)$$

In particular, the first shock occurs at $t = 50$, i.e. $\nu_1 = 50$, whereas the second at $t = 90$, i.e. $\nu_2 = 90$. Moreover, the parameters of shocks are assigned according to previous cases: $\sigma_1 = 0.2$ and $\sigma_2 = 20$. Also in this scenario, from an analytical viewpoint, the choice (30) does not satisfy the assumptions of Theorem 1, since a discontinuity occurs. Nevertheless, as stated above, the existence of a local positive solution is ensured. The outcome relevant to the combination of the two shocks is depicted in Figure 4, again compared to the baseline scenario. The related final values in proportion to the baseline scenario itself are reported in Table 3.

In this case, the slow shock following the sudden one has a worsening effect on the diminishing of each population class in comparison with the only sudden shock, both with 3 and 5 wealth classes. The magnitude of such effect is greater

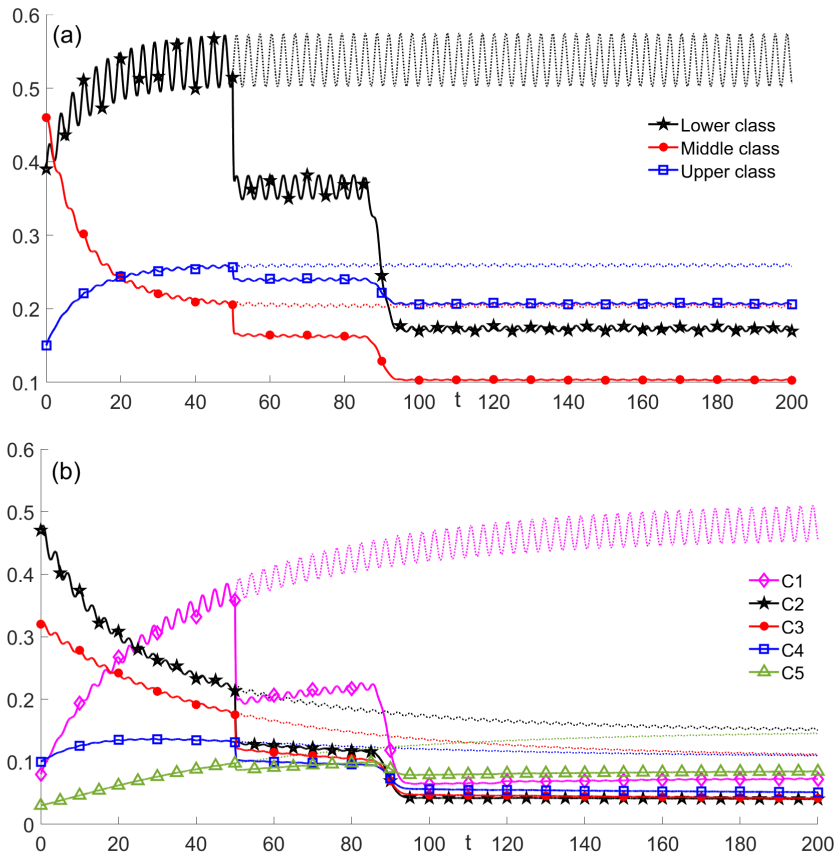


Figure 4: *Sudden shock followed by a slow shock scenario*. Time evolution of the population distribution functions when a sudden shock occurs at $t = 50$ with $\sigma_1 = 0.2$, followed by a slow shock at $t = 90$ with $\sigma_2 = 20$, compared to the reference case (dotted lines). Panel (a): three-classes population with parameters as in (20)-(22)-(28) and initial data (26). Panel (b): five-classes population with parameters as in (20)-(23)-(29) and initial data (27).

for lower classes of society, if compared to what happens to the upper ones, as expected bearing previous scenarios in mind. In the case of $n = 3$, the lower class is reduced by half after the shocks. However, with $n = 5$, there is a halving of all classes, starting from the lower class to the middle class. The effects are indeed more limited for the upper-middle and upper classes. Furthermore, the oscillations of the lower class remain significant, although they are somewhat dampened by the events. As expected, a slower shock following a sudden one leads to a substantial population loss, as is evident in Table 3.

	Lower	Middle	Upper	Total
Baseline	0.507	0.202	0.257	0.966
Sudden and slow shock	0.169	0.103	0.206	0.478
Ratio	0.334	0.509	0.8	0.495

	C1	C2	C3	C4	C5	Total
Baseline	0.456	0.15	0.111	0.11	0.145	0.972
Sudden and slow shock	0.072	0.04	0.042	0.051	0.084	0.289
Ratio	0.158	0.268	0.375	0.467	0.583	0.297

Table 3: Portion of the density population in each class at time $t = 200$ in the reference case with no event (baseline scenario), in scenario 3 of a sudden shock followed by a slow shock, and the ratio between the two values for the three-classes and five-classes cases.

3.3.5 Two successive sudden shocks scenario

Finally, we model a scenario representing the effect of two successive sudden shocks, occurring some time apart. In particular, the first one abruptly takes place at time $t = 50$ and the second one at $t = 90$, in line with the previous case. To this aim, the external force field writes

$$\lambda_i(t) = -\alpha_i \left[\frac{1}{\sigma_1 \sqrt{2\pi}} \exp\left(-\frac{(t - \nu_1)^2}{2\sigma_1^2}\right) \mathbf{I}_{\{t \geq \nu_1\}} + \frac{1}{\sigma_2 \sqrt{2\pi}} \exp\left(-\frac{(t - \nu_2)^2}{2\sigma_2^2}\right) \mathbf{I}_{\{t \geq \nu_2\}} \right], \quad (31)$$

where, $\nu_1 = 50$, $\nu_2 = 90$, $\sigma_1 = \sigma_2 = 0.2$. Also in this case, despite it exhibiting two points discontinuities, the locally in-time existence of a positive solution is still ensured. In Figure 5 the behavior of the different wealth classes affected by the two shocks is reported, while the values for each class at time $t = 200$ reads, compared to the baseline scenario, in Table 4.

We report that the outcomes are very close to the previous case with sudden and slow shock, i.e. the impact of the second shock enforces the decreasing effect of the first one, most evidently for lower classes, both for case $n = 3$ and $n = 5$. We may conclude that the presence of a second shock following a first sudden shock impacts a society, regardless of its behavior in time. This can be justified by the fact that the classes, from lower to middle, have already been affected by the effects of the first shock. Therefore, the second shock, even if slow, has the same impact on the overall dynamics.

When we compare the last two scenarios, where two consecutive shocks occur, with the previous ones involving a single shock, some observations can be made. In both cases, for $n = 3$ and $n = 5$, the main impact still affects the lower class, resulting in a significant population decline. However, a peculiar phenomenon

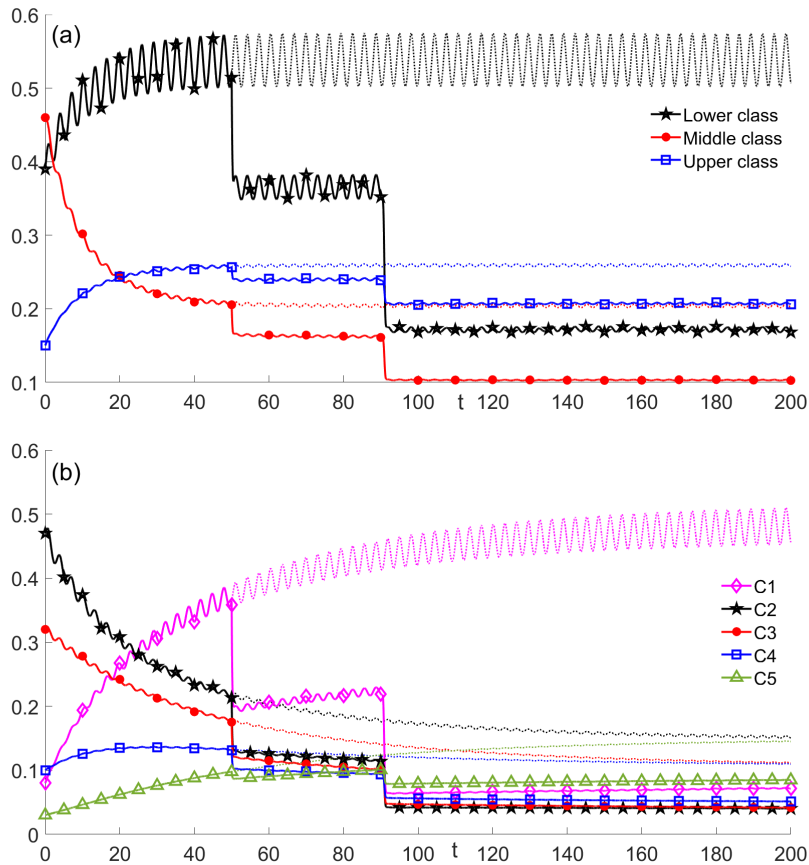


Figure 5: *Two successive sudden shocks scenario*. Time evolution of the population distribution functions when a sudden shock occurs at $t = 50$ with $\sigma_1 = 0.2$, followed by another one at $t = 90$ with $\sigma_1 = \sigma_2 = 0.2$, compared to the reference case (dotted lines). Panel (a): three-classes population with parameters as in (20)-(22)-(28) and initial data (26). Panel (b): five-classes population with parameters as in (20)-(23)-(29) and initial data (27).

emerges when the second slow or sudden shock occurs. The upper class overtakes the lower classes shortly after the peak of the second slow shock or immediately when the second sudden shock occurs. This suggests that a second shock turns out to be unsustainable for the lower classes, which have already been severely tried by the first one. Whereas, only the upper classes can stand this further situation. It is worth noting that in the case of $n = 3$, the middle class definitely collapses, and the oscillations are even smaller compared to the scenario with a single shock.

This outcome is consistent with the real-world experience, as birth rates often decrease following shock events due to economic issues. For example, we can

	Lower	Middle	Upper	Total
Baseline	0.507	0.202	0.257	0.966
Two shocks	0.168	0.103	0.206	0.477
Ratio	0.332	0.508	0.8	0.494

	C1	C2	C3	C4	C5	Total
Baseline	0.456	0.15	0.111	0.11	0.145	0.972
Two shocks	0.071	0.04	0.042	0.051	0.085	0.289
Ratio	0.156	0.267	0.374	0.467	0.585	0.297

Table 4: Portion of the density population in each class at time $t = 200$ in the reference case with no event (baseline scenario), in scenario 4 of two sudden shocks, and the ratio between the two values for the three-classes and five-classes cases.

imagine a real-life situation with two shocks, such as a natural disaster followed by an epidemic outbreak. Both of these events represent sudden shocks affecting all wealth classes within society. Typically, lower-income individuals are most affected by natural disasters, especially those whose homes are not structurally adequate to withstand them. Additionally, the second shock, such as an epidemic outbreak, further impacts those who were already struggling due to the first shock, potentially because they live in temporary, overcrowded housing with lacking sanitation and limited access to healthcare. Consequently, the upper class, having been less affected by the shocks, becomes the more populated segment of society.

4 Conclusions and research perspectives

In this paper, a non-conservative kinetic framework has been introduced, where both non-conservative binary interactions and external force field occur. The related Cauchy problem has been investigated, and a first result on existence and uniqueness has been proved in Theorem 1. Then, this framework has been employed, along Section 3, for modeling a closed-market society subjected to shock events. Specific analytical shapes have been introduced to describe the external force field. In particular, we have chosen Gaussian functions for slow or sudden shocks, and their combinations, (24)-(25)-(30)-(31), essentially because of their mathematical properties and capability of describing abrupt peaks with different intensity and width. Several scenarios have been investigated, dividing the population into 3 and 5 wealth-classes/functional subsystems.

Numerical simulations have confirmed what was empirically expected: the most negative effects of shock events weigh on the lower classes of society, in both cases of 3 and 5 wealth classes. Therefore, the higher the class to which an individual

belongs, the more likely he/she will not be a victim of the crisis. Moreover, even when there is more than one shock, for instance, two, the second one impacts heavily the lower classes more, just beaten by the first. This confirms the model's capability for a more realistic depiction of a closed-market society under the effect of shock events. This particular feature stands out as the primary innovation of this paper, especially from an applied perspective, while the generality of equations (4), with time-dependent non-conservative rates and an external force field, provides the newly introduced feature on the theoretical side.

Nevertheless, we are aware that this is only a first attempt at modeling stochastically interacting systems, subjected to non-conservative events, among which slow and sudden shocks can be considered. Indeed, a future research perspective is the introduction of external force fields with different analytical shapes for modeling shock events. In this direction, it could be of interest to match models with real data, available in socio-economic literature dealing with shock events. A challenging future research perspective could be the analysis of the dependence of the solution on the non-conservative parameters, here considered. Nevertheless, such a stability analysis would require non-standard tools, since the framework (4) constitutes a nonautonomous system.

Finally, a deep mathematical investigation on the case with sudden shock (25) is mandatory, as the uniqueness of the solution is not generally ensured.

Acknowledgements. The research of M.M. and R.T. has been carried out under the auspices of GNFM (National Group of Mathematical-Physics) of INDAM (National Institute of Advanced Mathematics). R.T. is a post-doc fellow supported by the National Institute of Advanced Mathematics (INdAM), Italy. The work of R.T. and A.J.S. was carried out in the frame of activities sponsored by the Cost Action CA18232 and supported by the Portuguese national funds (OE), through FCT/MCTES Projects UIDB/00013/2020, UIDP/00013/2020, PTDC/03091/2022 (“Mathematical Modelling of Multi-scale Control Systems: applications to human diseases (CoSysM3)”), The work of R.T. was carried out in the frame of activities sponsored by University of Parma through the action Bando di Ateneo 2022 per la ricerca co-funded by MUR-Italian Ministry of Universities and Research - D.M. 737/2021 - PNR - PNRR - NextGenerationEU (project: “Collective and self-organised dynamics: kinetic and network approaches”).

References

- [1] Maria Letizia Bertotti and Giovanni Modanese. From microscopic taxation and redistribution models to macroscopic income distributions. *Physica A*:

- Statistical Mechanics and its Applications*, 390(21-22):3782–3793, 2011.
- [2] Maria Letizia Bertotti and Giovanni Modanese. Economic inequality and mobility in kinetic models for social sciences. *The European Physical Journal Special Topics*, 225:1945–1958, 2016.
- [3] Stephane Cordier, Lorenzo Pareschi, and Giuseppe Toscani. On a kinetic model for a simple market economy. *Journal of Statistical Physics*, 120:253–277, 2005.
- [4] Bertram Düring, Lorenzo Pareschi, and Giuseppe Toscani. Kinetic models for optimal control of wealth inequalities. *The European Physical Journal B*, 91(10):265, 2018.
- [5] Dario Maldarella and Lorenzo Pareschi. Kinetic models for socio-economic dynamics of speculative markets. *Physica A: Statistical Mechanics and its Applications*, 391(3):715–730, 2012.
- [6] Mohamed Buheji and A Dunya. Framework for mitigating coming socio-economic crisis. 9(6):320–327, 2019.
- [7] Ambar Narayan, Alexandru Cojocaru, Sarthak Agrawal, Tom Bundervoet, Maria Davalos, Natalia Garcia, Christoph Lakner, Daniel Gerszon Mahler, Veronica Montalva Talledo, Andrey Ten, et al. *COVID-19 and economic inequality: Short-term impacts with long-term consequences*. The World Bank, 2022.
- [8] Giacomo Dimarco, Lorenzo Pareschi, Giuseppe Toscani, and Mattia Zanella. Wealth distribution under the spread of infectious diseases. *Physical Review E*, 102(2):022303, 2020.
- [9] Patrícia Justino. War and poverty. *IDS Working Papers*, 2012(391):1–29, 2012.
- [10] James E Daniell. The socioeconomic impact of earthquake disasters. In *Earthquake hazard, risk and disasters, Chapter 9*, pages 203–236, 2014.
- [11] Robin Leichenko and Julie A Silva. Climate change and poverty: vulnerability, impacts, and alleviation strategies. *Wiley Interdisciplinary Reviews: Climate Change*, 5(4):539–556, 2014.
- [12] Nicola Bellomo. *Modeling complex living systems: a kinetic theory and stochastic game approach*. Springer Science & Business Media, 2008.

- [13] Michael Herrmann, Philippe Laurençot, and Barbara Niethammer. Self-similar solutions to a kinetic model for grain growth. *Journal of nonlinear science*, 22:399–427, 2012.
- [14] Lorenzo Pareschi, Giuseppe Toscani, Andrea Tosin, and Mattia Zanella. Hydrodynamic models of preference formation in multi-agent societies. *Journal of Nonlinear Science*, 29:2761–2796, 2019.
- [15] Bruno Carbonaro and Marco Menale. A nonconservative kinetic framework under the action of an external force field: Theoretical results with application inspired to ecology. *European Journal of Applied Mathematics*, 34(6):1170–1186, 2023.
- [16] Marco Menale and Ana Jacinta Soares. A kinetic model with time-dependent proliferative/destructive rates. *Mathematical Methods in the Applied Sciences*, 2023.
- [17] Luisa Arlotti and Mirosław Lachowicz. Qualitative analysis of a nonlinear integrodifferential equation modeling tumor-host dynamics. *Mathematical and computer modelling*, 23(6):11–29, 1996.
- [18] Anirban Chakraborti and Bikas K Chakrabarti. Statistical mechanics of money: how saving propensity affects its distribution. *The European Physical Journal B-Condensed Matter and Complex Systems*, 17:167–170, 2000.
- [19] Arnab Chatterjee and Bikas K Chakrabarti. Kinetic exchange models for income and wealth distributions. *The European Physical Journal B*, 60:135–149, 2007.
- [20] Shuichi Kawashima. Large-time behavior of solutions of the discrete boltzmann equation. *Communications in mathematical physics*, 109:563–589, 1987.
- [21] N Bellomo and T Gustafsson. The discrete boltzmann equation: a review of the mathematical aspects of the initial and initial-boundary value problems. *Reviews in Mathematical Physics*, 3(02):137–162, 1991.
- [22] Shuichi Kawashima. Global solutions to the initial-boundary value problems for the discrete boltzmann equation. *Nonlinear Analysis: Theory, Methods & Applications*, 17(6):577–597, 1991.
- [23] Roberto Monaco, M Pandolfi Bianchi, and A Rossani. Chapman-enskog expansion for a discrete velocity model of a gas mixture with bi-molecular chemical reactions. *Mathematical Models and Methods in Applied Sciences*, 4(03):355–372, 1994.

- [24] Shi Jin, Lorenzo Pareschi, and Giuseppe Toscani. Diffusive relaxation schemes for multiscale discrete-velocity kinetic equations. *SIAM Journal on Numerical Analysis*, 35(6):2405–2439, 1998.
- [25] Filipe Oliveira and AJ Soares. On the global well-posedness of discrete boltzmann systems with chemical reaction. *Mathematical methods in the applied sciences*, 28(12):1491–1506, 2005.
- [26] Earl A Coddington. *An introduction to ordinary differential equations*. Courier Corporation, 2012.
- [27] Maria Letizia Bertotti, Bruno Carbonaro, and Marco Menale. Modelling a market society with stochastically varying money exchange frequencies. *Symmetry*, 15(9):1751, 2023.
- [28] Maria Letizia Bertotti. Modelling taxation and redistribution: A discrete active particle kinetic approach. *Applied mathematics and computation*, 217(2):752–762, 2010.