

---

# MDP Geometry, Normalization and Reward Balancing Solvers

---

**Arsenii Mustafin\***

Department of Computer Science  
Boston University  
Boston, MA 02215, USA  
aam@bu.edu

**Aleksei Pakharev\***

Computational Oncology  
Memorial Sloan Kettering Cancer Center  
New York, NY, 10065, USA  
pakhara@mskcc.org

**Alex Olshevsky**

Department of ECE  
Boston University, Boston, MA 02215, USA  
alexols@bu.edu

**Ioannis Ch. Paschalidis**

Department of ECE  
Boston University, Boston, MA 02215, USA  
yannis@bu.edu

## Abstract

The Markov Decision Process (MDP) is a widely used mathematical model for sequential decision-making problems. In this paper, we present a new geometric interpretation of MDPs with a natural normalization procedure that allows us to adjust the value function at each state without altering the advantage of any action with respect to any policy. This procedure enables the development of a novel class of algorithms for solving MDPs that find optimal policies without explicitly computing policy values. The new algorithms we propose for different settings achieve and, in some cases, improve upon state-of-the-art sample complexity results.

## 1 Introduction

A *Markov Decision Process (MDP)* is a common mathematical model for sequential decision making. It was initially introduced in the late 1950s with main algorithms such as Value Iteration [Bellman, 1957] and Policy Iteration [Howard, 1960]. The topic has been developed over the course of the next decades, and the most important results were summarized in 1990 by Puterman [1990]. More recently, the rise of practical *Reinforcement Learning (RL)* algorithms has drawn new attention to MDP analyses, leading to several important results, especially in terms of finite-time convergence analysis. At the same time, we have not seen fundamentally new algorithms for solving MDPs and state value estimation remains a backbone of existing MDP algorithms.

In this paper, we introduce a novel geometric view of MDP actions. Inspired by this view we suggest a new class of algorithms which solve MDPs without assigning state values. We present a particular algorithm from this class, *Safe Reward Balancing (RB-S)*, that achieves state-of-the-art convergence results in several settings.

### 1.1 Related work

There is a vast and growing literature providing theoretical analyses of MDP algorithms. In this section we mention only those works, which are directly related to our paper.

We are aware of only one work which suggests an MDP analysis from a geometric perspective [Dadashi et al., 2019], which was subsequently utilized by Bellemare et al. [2019], Dabney et al. [2021].

Value Iteration was initially proposed by Bellman [1957] as an algorithm to solve known MDPs, and its convergence was proven by Howard [1960] based on  $\gamma$ -contraction properties of the Bellman update (where  $\gamma$  is the MDP discount factor). More recently, additional properties of VI convergence were explored in Puterman [2014], Feinberg and Huang [2014], Mustafin et al. [2024].

$Q$ -learning might be seen as a version of VI applied to MDPs with unknown transition dynamics [Watkins, 1989, Watkins and Dayan, 1992]. Its asymptotic convergence was analyzed in Jaakkola et al. [1993], Tsitsiklis [1994], Szepesvári [1997], Borkar and Meyn [2000]. Lately, a few finite-time convergence results have appeared in [Even-Dar and Mansour, 2001, Beck and Srikant, 2012, Wainwright, 2019, Chen et al., 2020], including [Li et al., 2024] showing sample complexity of  $\tilde{O}\left(\frac{1}{(1-\gamma)^4}\right)$ , which is the current state-of-the-art result. Federated  $Q$ -learning was analysed in Chen et al. [2022], Shen et al. [2023], Woo et al. [2023b], with the latter work obtaining the current state-of-the-art sample complexity of  $\tilde{O}\left(\frac{1}{K(1-\gamma)^5}\right)$ .

## 1.2 Main Contributions

In this work we introduce a new geometric interpretation of an MDP and demonstrate how this perspective helps to analyze existing algorithms and develop a new algorithmic approach for solving MDPs. Our main contributions are as follows:

- We present a new geometric interpretation of the classical MDP framework and show that the MDP problems of policy evaluation and finding the optimal policy have geometric representations. Building on this interpretation, we introduce a geometric transformation that modifies the MDP action rewards into so-called normal form while preserving the optimal policy. For an MDP in normal form, the problem of finding an optimal policy becomes trivial (Section 3).
- Leveraging this intuition, we propose a new value-free MDP solving algorithm, which we call *Safe Reward Balancing (RB-S)*, that modifies an MDP to approach its normal form. We show that, while this algorithm shares the same worst-case iteration complexity as *Value Iteration (VI)*, it is better in several important cases. When the MDP has a hierarchical structure, we show RB-S converges in finite time, while when the MDP transition matrices have positive diagonal, we show RB-S converges asymptotically faster than  $\gamma^t$ , where  $\gamma$  is the discount factor (Section 4).
- We extend the Safe Reward Balancing algorithm to the unknown MDP case (the standard setting of  $Q$ -learning). The stochastic version of RB-S is learning-rate-free (i.e., no step-size needs to be set), maintains only a single vector at each iteration just like  $Q$ -learning, while improving upon the sample complexity of  $Q$ -learning by logarithmic factors. Most importantly, stochastic RB-S is parallelizable and one can speed up performance by a multiplicative factor of  $K$  with  $K$  independent workers sampling from the same MDP; this is not known to be the case for  $Q$ -learning (Section 4.1).

## 2 Basic MDP setting

We assume a standard infinite-horizon, discounted reward MDP setting [Sutton and Barto, 2018, Puterman, 2014]. An MDP is defined by the tuple  $\mathcal{M} = \langle \mathcal{S}, \mathcal{A}, \text{st}, \mathcal{P}, \mathcal{R}, \gamma \rangle$ , where  $\mathcal{S} = \{s_1, \dots, s_n\}$  is a finite set of  $n$  states;  $\mathcal{A}$  is a finite set of size  $m$  of all possible actions over all states combined;  $\mathcal{P}$  is the assignment of a probability distribution  $P(\cdot | a)$  over  $\mathcal{S}$  to each action;  $\mathcal{R} : \mathcal{A} \rightarrow \mathbb{R}$  specifies deterministic rewards given for actions in  $\mathcal{A}$ ; and  $\gamma \in (0, 1)$  is a discount factor. The only non-standard attribute of  $\mathcal{M}$  is  $\text{st}$ , with which we denote the map from  $\mathcal{A}$  to  $\mathcal{S}$  that associates an action  $a$  chosen at state  $s$  to the state  $s$ , and we need it for the following reason.

*Remark 2.1.* We define  $\mathcal{A}$  such that each action is attributed to a particular state via the map  $\text{st}$ , i.e., if in two different states there is an option to choose two actions with the same rewards and the same transition probability distribution, we consider them as two different actions. Consequently, the overall number of actions  $m = |\mathcal{A}|$  in our setting corresponds to  $|\mathcal{S}| \cdot |\tilde{\mathcal{A}}|$  in the “universal” action setting, where  $\tilde{\mathcal{A}}$  is the number of universal actions, i.e., actions available at every state.

Having an MDP, an agent chooses a policy to interact with it, that is a map  $\pi : \mathcal{S} \rightarrow \mathcal{A}$  such that  $\text{st}(\pi(s)) = s$  for any  $s \in \mathcal{S}$ . We consider only deterministic stationary policies, which are policies that choose a single action to perform in each state throughout the entire trajectory. If policy  $\pi$

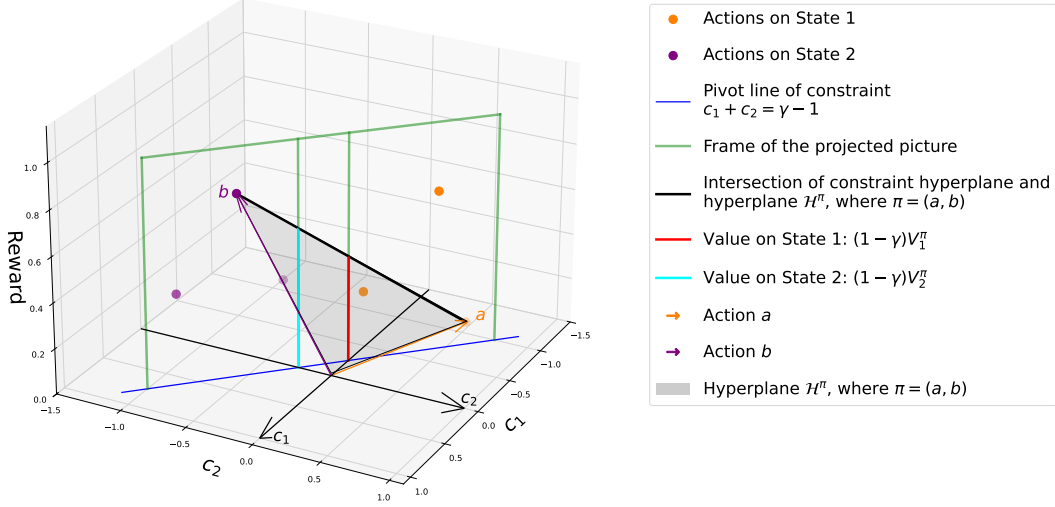


Figure 1: An example of the action space for a 2-state MDP with 3 actions in each state. The vertical axis is the action reward axis, while the two horizontal axes correspond to the first (axis  $c_1$ ) and second (axis  $c_2$ ) coefficients of the action vector (the same example with actions only can be found in the Appendix, Figure 3). The figure also illustrates the application of Theorem 3.3. The shaded area represents the policy hyperplane  $\mathcal{H}^\pi$  of the policy  $\pi = (a, b)$ . The black line connecting actions  $a$  and  $b$  indicates the intersection of the policy hyperplane and the action constraint hyperplane. The red and cyan bar heights correspond to the values of the policy  $\pi$  in States 1 and 2.

chooses action  $a$  in a state  $s$ , we say that  $a \in \pi$ . Each policy can be defined by the actions it takes in all states,  $\pi = \{a_1, \dots, a_n\}$ .

Given a policy  $\pi$ , we can define its value over a state  $s$  to be the expected infinite discounted reward over trajectories starting from the state  $s$ :

$$V^\pi(s) = \mathbb{E} \left[ \sum_{t=1}^{\infty} \gamma^t r_t \right],$$

where  $r_t$  is the reward received at time step  $t$  starting with state  $s$  and actions taken according to policy  $\pi$ . The vector  $V_\pi$  will be the unique vector that satisfies the Bellman equation  $T^\pi V^\pi = V^\pi$ , where  $T^\pi$  is the Bellman operator, defined as:

$$(T^\pi V)(s) = r_\pi + \sum_{s'} P(s' | \pi(s)) \gamma V(s').$$

Evaluating the policy values of a given policy  $\pi$  is an important problem in MDPs called the Policy Evaluation problem. However, the main problem of interest given an MDP is to find the optimal policy  $\pi^*$  such that:

$$V^{\pi^*}(s) \geq V^\pi(s), \quad \forall \pi, s.$$

The exact solution to this problem can be found using the *Policy Iteration* algorithm, but each iteration requires inverting a square matrix of size  $n \times n$ , which is computationally expensive. Instead, we might be interested in a non-exact solution, or an  $\epsilon$ -optimal policy  $\pi^\epsilon$  — a policy that satisfies:

$$V^{\pi^*}(s) - V^{\pi^\epsilon}(s) < \epsilon, \quad \forall s.$$

An  $\epsilon$ -optimal policy can be found using the VI algorithm in a number of iterations dependent on  $\epsilon$ , with each iteration having a computational complexity of  $\mathcal{O}(nm)$ .

### 3 Geometry of action space

Take an action  $a$  at state 1 participating in a policy  $\pi$  with values  $V^\pi$ . Denote the reward associated with this action as  $r_a$ , and the probabilities to move to state  $s$  as  $p_s^a$ . We know that the policy values

satisfy the Bellman equation, which can be rewritten as:

$$r^a \cdot 1 + (\gamma p_1^a - 1)V^\pi(1) + \gamma \sum_{i=2}^n p_i^a V^\pi(i) = 0. \quad (1)$$

The left hand side can be written as the dot product of two vectors:  $(r^a, \gamma p_1^a - 1, \gamma p_2^a, \dots, \gamma p_n^a)$  and  $(1, V^\pi(1), V^\pi(2), \dots, V^\pi(n))$ . Note that the two vectors are logically independent: the former vector contains all the information related to the action  $a$  — reward and transition probabilities — and can be constructed without defining a policy. Similarly, the latter vector consists of policy values and can be constructed without knowing the actions participating in the policy. We denote the first vector as  $a^+$  and call it the **action vector**, assuming it is a row vector, and the second vector as  $V_+^\pi$  and call it the **policy vector**, assuming it is a column vector. With this notation we can establish the following proposition.

**Proposition 3.1.** *For a policy  $\pi$  and an action  $a \in \pi$ , the dot product of the corresponding action vector and policy vector is 0. In other words, the action vector  $a^+$  is **orthogonal** to the policy vector  $V_+^\pi$  if  $a \in \pi$ .*

Consider the  $(n+1)$ -dimensional linear space where the action vectors lie, which we call the **action space**. Index the coordinates starting from 0, so that an action vector  $a^+$  would have its zeroth coordinate equal to the reward  $r^a$ . The possible locations of action vectors in this space are limited. First, the sum of all vector entries apart from the zeroth one is equal to  $\gamma - 1$ , which means that all of them lie on a fixed  $n$ -dimensional affine hyperplane. Additionally, exactly one of the last  $n$  entries of an action vector  $a^+$  must be negative, specifically the one corresponding to the state  $\text{st}(a)$ , and all other entries are non-negative. Therefore, the actions of an MDP lie in the designated pairwise non-intersecting polytope zones in the action space, with each state having its own zone. For a state  $s$ , any corresponding action vector  $c = (c(0), c(1), \dots, c(n))$  must obey the following inequalities:

$$\begin{cases} c(1) + \dots + c(n) = \gamma - 1, \\ c(1), \dots, c(s-1), c(s+1), \dots, c(n) \geq 0, \\ c(s) < 0. \end{cases} \quad (2)$$

Figure 1 shows an example of an action space for a 2-state MDP (and a more clear figure with actions only is given in Appendix A, Figure 3). We suggest to visualize the reward, the zeroth coordinate in the action space, as the height function, as presented in the figure. We will refer to this choice of a height function later when we talk about horizontal and vertical directions or the relation of being higher or lower.

From the point of view of the action space, the policy vector  $V_+^\pi$  defines the hyperplane of vectors orthogonal to  $V_+^\pi$ . Denote this hyperplane by  $\mathcal{H}^\pi$ . From Proposition 3.1, it follows that for any action  $a \in \pi$  in the policy  $\pi$ , the corresponding action vector  $a^+$  lies in the hyperplane  $\mathcal{H}^\pi$ . Therefore, an alternative definition of  $\mathcal{H}^\pi$  for a policy  $\pi = \{a_1, \dots, a_n\}$  is the hyperplane passing through the action vectors  $a_1^+, \dots, a_n^+$ . This allows us to restate the Bellman equation in more geometric terms.

**Proposition 3.2.** *The problem of evaluating the values of a policy  $\pi = \{a_1, \dots, a_n\}$  (Policy Evaluation Problem) is equivalent to the problem of calculating the coordinates of a vector normal to the  $n$ -dimensional linear span  $\mathcal{H}^\pi = \langle a_1^+, \dots, a_n^+ \rangle$  of the participating action vectors  $a_1^+, \dots, a_n^+$ .*

*Proof.*  $\implies$  : If the policy values are known, Proposition 3.1 implies that vector  $(1, V^\pi(1), \dots, V^\pi(n))$  is normal to the span  $\mathcal{H}^\pi$ .

$\Leftarrow$  : Having the coefficients  $(c(0), c(1), \dots, c(n))$  of a vector normal to hyperplane  $\mathcal{H}^\pi$ , the values of the policy  $\pi$  can be calculated as  $(c(1), c(2), \dots, c(n))/c(0)$ . Indeed, the coefficients of this hyperplane are defined uniquely up to a scaling, and are equal to the values if the zeroth coordinate is equal to 1.  $\square$

The important property of this interpretation is that the values of the policy  $\pi$  defining the hyperplane  $\mathcal{H}^\pi$  can be recovered in an intuitive geometric way, presented in Figure 1. Recall that for a state  $s$  we have a designated zone for action vectors defined by Equation 2. Consider the following one-dimensional line in the boundary of the zone:  $(r, 0, \dots, 0, \gamma - 1, 0, \dots, 0)$ , where the zeroth coordinate is equal to a free parameter, and the  $s$ -th coordinate is equal to  $\gamma - 1$ . Denote this line by  $L_s$ . In fact, this line represents all vectors of the self-loop actions in state  $s$ .

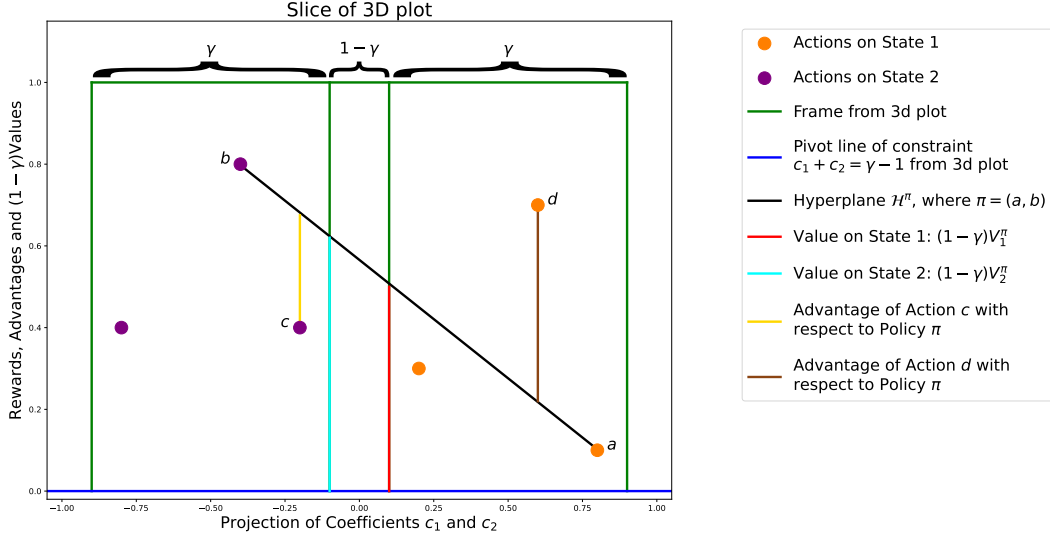


Figure 2: Two-dimensional plot corresponding to the constrained action space from Figure 1. All the information required to analyze the MDP — action coefficients and policy values — is presented in the plot. Additionally, the plot includes the advantages of two actions,  $c$  and  $d$ , that do not participate in the policy  $\pi$ .

**Theorem 3.3.** *The values of a policy  $\pi$  can be recovered as the rewards of the intersection points between  $\mathcal{H}^\pi$  and the self-loop lines  $L_s$ ,  $s \in \mathcal{S}$ , divided by  $1 - \gamma$ .*

*Proof.* For each state  $s$ , take the point  $l_s$  of the intersection between  $L_s$  and  $\mathcal{H}^\pi$ . We know that the vector  $l_s$  is orthogonal to the vector  $V_+^\pi$ :

$$\begin{aligned} 0 &= l_s V_+^\pi = l_s(0) + \sum_{s'=1}^n l_s(s') V^\pi(s') = \\ &= l_s(0) + (\gamma - 1) V^\pi(s) \implies V^\pi(s) = l_s(0) / (1 - \gamma). \end{aligned}$$

Thus, the zeroth coordinate of  $l_s$  corresponds to the policy value in state  $s$ .  $\square$

Theorem 3.3 simplifies the analysis by allowing us to focus solely on the constrained space  $\sum_{i=1}^n c(i) = \gamma - 1$  as all meaningful information, including both actions and policy values, is contained within it. Consequently, Figure 1 can be reduced to Figure 2. The theorem helps to view policies in the geometric terms in the action space: every policy can be thought of as a hyperplane in this space, and any non-vertical hyperplane (*i.e.* non-parallel to the reward axis) can be thought of as a policy substitute, but not necessarily produced by a set of available actions. Such hyperplanes, or sets of values which are not produced by the actions in the MDP, often appear in practice, for example, during the run of the Value Iteration algorithm. To underline their similarity to regular policies, we call them pseudo-policies.

### 3.1 Optimal policy in action space

Consider an action  $b$  and a policy  $\pi$  such that  $b \notin \pi$ , assuming without loss of generality that  $b$  is an action on the state 1. What is the dot product of the action vector  $b^+$  and the policy vector  $V_+^\pi$ ? Mathematically, it is:

$$b^+ V_+^\pi = r^b + \gamma \sum_{i=1}^n p_i^b V^\pi(i) - V^\pi(1).$$

This quantity is often used in the reinforcement learning literature and is known as an **advantage** or an **appeal** of action  $b$  with respect to policy  $\pi$ , denoted as  $\text{adv}(b, \pi)$  (in this paper we stick to the term advantage). It has an intuitive meaning: the quantity shows the potential gain (or loss) in the

infinite sum of discounted rewards if, instead of following the policy  $\pi$  from State 1, the agent does the action  $b$  and then follows  $\pi$ .

Advantages are key quantities in MDPs since they define the dynamics of the main MDP algorithms:

- Given a policy  $\pi_t$ , the **Policy Iteration** algorithm chooses the action  $a_s$  in a state  $s$  with the highest advantage among other actions in  $s$  with respect to  $\pi_t$ .
- Similarly, while choosing actions to update values, the **Value Iteration** algorithm chooses actions with the highest advantage with respect to the pseudo-policy implied by current values.

Now let's establish the relation between an action advantage and the policy hyperplane in the action space. Since the advantage of an action  $b$  with respect to a policy  $\pi$  is the inner product of the vector  $b^+$  with the vector  $V_+^\pi$ , which is orthogonal to the hyperplane  $\mathcal{H}^\pi$ , a positive advantage means that the vector  $b^+$  lies above  $\mathcal{H}^\pi$ , and a negative advantage means that  $b^+$  lies below  $\mathcal{H}^\pi$ . With this observation, we are ready to present the second important result of this paper.

**Theorem 3.4.** *The problem of solving an MDP, or finding a stationary optimal policy  $\pi^*$  for an MDP, is equivalent to the problem of constructing a hyperplane  $\mathcal{H}$  such that at least one action from every state is incidental to it and no action lies above it.*

*Proof.*  $\implies$  : Suppose we know the optimal policy  $\pi^*$ . Every action has 0 or negative advantage with respect to it; therefore, none of the action vectors lie above the hyperplane  $\mathcal{H}^{\pi^*}$ . On the other hand, each state has the optimal action, and the corresponding action vector is incidental to  $\mathcal{H}^{\pi^*}$ .

$\impliedby$  : Let's choose a set of actions  $(a_1, \dots, a_n)$  such that their action vectors are incidental with  $\mathcal{H}$  and denote the policy they form as  $\pi$ . Clearly  $\mathcal{H} = \mathcal{H}^\pi$ . We know that  $a_i^+ V_+^\pi = 0$  and  $b^+ V_+^\pi \leq 0, \forall \text{st}(b) = s$ . Then  $a_i = \arg \max_b \text{adv}(b, \pi)$ , which implies that policy  $\pi$  is stationary with respect to a greedy upgrade and, consequently, optimal.  $\square$

### 3.2 MDP transformation

If we try to analyze the dynamics of the policy iteration algorithm in a 2-state MDP (which we do in Appendix A.1 and Figure 4), we see that it is not very convenient to do the analysis when the rewards for two states are not comparable (e.g., large rewards in one state and small rewards in another state), making all policy hyperplanes steep. Can we modify the MDP to make the corresponding hyperplanes flatter? It turns out we can! In this section, we describe the transformation  $\mathcal{L}$  of an MDP which changes the values of every policy in one particular state, while keeping all advantages unchanged.

Choose a state  $s$  and a real number  $\delta \in \mathbb{R}$  — the desired increment of the state value  $V^\pi(s)$  of every policy  $\pi$ . We denote this transformation as  $\mathcal{L}_s^\delta$ . To perform it, we need to modify **every reward in the MDP** using the following rules:

- For every action  $a, \text{st}(a) = s$  the reward  $r^a$  should be modified as:

$$r^a := r^a - \delta(\gamma p_s^a - 1).$$

- For every action  $b, \text{st}(b) \neq s$  the reward  $r^b$  should be modified as:

$$r^b := r^b - \delta \gamma p_s^b,$$

where  $p_s^a$  and  $p_s^b$  are the probabilities of getting to state  $s$  from the state of the action.

The geometric interpretation of  $\mathcal{L}_s^\delta$  is as follows. We transform the whole action space with the linear transformation

$$(x(0), x(1), \dots, x(n)) \mapsto (x(0) - \delta x(s), x(1), \dots, x(n)).$$

This transformation maps the designated action zones for each state to itself. Any point on a line  $L_{s'}$ ,  $s' \neq s$ , is fixed by this transformation, and any point on the line  $L_s$  is lifted by  $\delta(1 - \gamma)$ . Coupled with Theorem 3.3, we see that the values of any hyperplane  $\mathcal{H}$  stay the same for  $s' \neq s$ , and increases by  $\delta$  on the state  $s$ . The following theorem shows the most important property of  $\mathcal{L}$ .

**Theorem 3.5.** *Transformation  $\mathcal{L}_s^\delta$  preserve the advantage of any action with respect to any policy.*

*Proof.* A simple proof is given in Appendix B.1.  $\square$

For MDPs  $\mathcal{M}$  and MDP  $\mathcal{M}'$ , we write  $\mathcal{M}' = \mathcal{L}_s^\delta \mathcal{M}$  if  $\mathcal{L}_s^\delta$  transforms  $\mathcal{M}$  to  $\mathcal{M}'$ . Since these transformations are mutually commutative, it is useful to introduce the following notation:

$$\mathcal{M}' = \mathcal{L}^\Delta \mathcal{M} = \mathcal{L}_{s_1}^{\delta_1} (\mathcal{L}_{s_2}^{\delta_2} (\dots (\mathcal{L}_{s_k}^{\delta_k} \mathcal{M}) \dots)),$$

where  $\Delta = (\delta_1, \delta_2, \dots, \delta_n)^T$  is a column vector, and the  $i$ th entry of it,  $\delta_i$ , is the quantity added to every value in state  $s_i$ .

Then, choose some MDP  $\mathcal{M}$  and compute its optimal values  $(V^*(1), \dots, V^*(n))$ . Apply the following sequence of transformations to  $\mathcal{M}$ :

$$\mathcal{M}^* = \mathcal{L}^{\Delta^*} \mathcal{M}, \quad (3)$$

where  $\Delta^* = (-V^*(1), \dots, -V^*(n))^T$ . The values of the optimal policy  $\pi^*$  in  $\mathcal{M}^*$  are 0 in all states. At the same time, since the transformations  $\mathcal{L}$  preserve advantages, the advantages of the modified actions  $a' \in \pi^*$  remain 0, which implies that

$$\text{adv}(a', \pi^*) = r^{a'} + \sum_{i=1}^n \gamma p_i^a V^{\pi^*} = r^{a'} = 0,$$

meaning that every action participating in the optimal policy in  $\mathcal{M}^*$  has reward 0, while every action not participating in the optimal policy has a reward equal to its advantage with respect to the optimal policy, which is always negative. Geometrically, the optimal policy hyperplane  $\mathcal{H}^{\pi^*}$  is given by the equation  $c_0 = 0$ , all the action vectors from the optimal policy lie on the hyperplane, while every action not participating in the optimal policy lie below it.

This picture is convenient to analyze, so we give this special kind of MDPs a definition:

**Definition 3.6.** We call an MDP  $\mathcal{M}^*$  **normal** if all values of the optimal policy of  $\mathcal{M}^*$  are equal to zero.

The **normalization**  $\mathcal{M}^*$  of an MDP  $\mathcal{M}$  is the result of applying the transformation  $\mathcal{L}^{\Delta^*}$  to the MDP  $\mathcal{M}$  with the optimal policy values  $-(\Delta^*)^T$ . The normalization of an MDP is always a normal MDP.

In the next section, we use normal MDPs to analyze the dynamics of the main RL algorithms.

## 4 Reward Balancing algorithms

There is one more nice property of a normalization of an MDP that we did not mention in Section 3.2: it is trivially solvable! To solve it, one just needs to pick the action with the reward of 0 at every state, and the resulting policy is optimal. This policy has a value of 0 at every state, while any other action has a negative reward, thus their inclusion to a policy will result in negative values.

This is an intriguing property of an MDP. Imagine one needs to solve an MDP  $\mathcal{M}$ . Suppose that  $\mathcal{M}$  can be solved by Policy Iteration starting from a policy  $\pi_0$  in  $T$  steps. If the same algorithm is run on the normalization  $\mathcal{M}^*$ , it will take exactly the same number of iterations  $T$  to solve it as it is shown in Section A.1. However, there is no need to run the algorithm on the normalization: we can just pick actions with rewards 0 to form the optimal policy. This property of the normalization of an MDP inspires a new class of solution algorithms that do not compute state values but instead solve the MDP by manipulating its rewards. Due to this characteristic, we refer to these value-free algorithms as **reward balancing solvers**.

Of course, given a random MDP  $\mathcal{M}$ , it is not possible to normalize it without solving it, because the optimal values are not known. However, we still have the transformations  $\mathcal{L}_s^\delta$  available to us, and we have a goal: if at some point we achieve an MDP in which the maximum action reward in every state is 0, we know that the corresponding actions form the optimal policy. Furthermore, the following lemma shows that if the MDP is “close” to normal, a policy consisting of actions with the maximum reward at each state produces a good approximate solution.

**Lemma 4.1.** *Suppose that all rewards of an MDP  $\mathcal{M}$  are non-positive and larger than  $r_{\min}$ . If a policy  $\pi$  chooses the actions with the maximum reward in each state, then  $\pi$  is  $\epsilon$ -optimal with  $\epsilon = -r_{\min}/(1 - \gamma)$ .*

*Proof.* We know that the values of any policy in this MDP are upper bounded by 0. At the same time, minimum possible values of the policy satisfy  $\|V^* - V^\pi\|_\infty < (0 - r_{\min})/(1 - \gamma)$ .  $\square$

---

**Algorithm 1** Safe Reward Balancing (RB-S)

---

**Initialize**  $\mathcal{M}_0 := \mathcal{M}$  and  $t = 1$ .

**Update:**

- $\forall s$  compute  $\delta_s = -\max_a r^a / (1 - \gamma p_s^a)$ .
- Update the MDP  $\mathcal{M}_t = \mathcal{L}^{\Delta_t} \mathcal{M}_{t-1}$ , where  $\Delta_t = (\delta_1, \dots, \delta_n)^T$ .
- Store the maximum action reward in each state while performing the update. Set  $R_t^m$  to the minimum of these maxima.

**if**  $|R_t^m|/(1 - \gamma) \geq \epsilon$  **then**

Increment  $t$  by 1 and return to the update step.

**else**

Output policy  $\pi$ , such that  $\pi(s) = \arg \max_a r^a$ .

**end if**

---

Therefore, the quantity  $r_{min}$  can be used to establish a stopping criterion. Now we are ready to provide an intuition for a solution algorithm.

*Remark 4.2.* We start every algorithm by decreasing the reward of every action in the MDP by the overall maximum reward so that the maximum action reward becomes 0 and every action has a non-positive reward.

Our goal is then to carefully "flatten" action rewards by applying transformations  $\mathcal{L}_s^\delta$  to the states where the highest rewards are below 0, so that the maximum reward in every state becomes closer to 0. The issue is that while increasing the reward of an action  $a$  in a state  $s$ , the transformation  $\mathcal{L}_s^\delta$  also has a negative side effect: it decreases the rewards of all actions in every other state that have a non-zero transition probability to  $s$ . A straightforward approach would be to account for these side effects, but this algorithm is equivalent to the Policy Iteration algorithm, as it is discussed in Appendix C.1.

However, if we do not aim to produce an exact solution, we can develop a novel algorithm, which is not similar to any Value-based approximate algorithms. The easiest way to simplify the algorithm is to disregard the aforementioned side effects and make "safe" updates, which leads to Algorithm 1 — Safe Reward Balancing or RB-S for short. More information about the intuition behind the design of the algorithm is given in Appendix C.2.

Algorithm 1 has the same iteration complexity as the Value Iteration algorithm, but has different convergence properties. First, Value Iteration convergence depends on the initial value guess, while RB-S performance does not depend on the quality of initialization. Second, the Value Iteration algorithm benefits from information exchange between the nodes [Mustafin et al., 2024]. In particular, it does not perform well on tree-structured MDPs, potentially achieving the worst possible convergence rate of  $\gamma$ . In contrast, tree-structured MDPs are the best case for the RB-S algorithm. We can show this for a broader case of hierarchical MDPs.

**Definition 4.3.** MDP  $\mathcal{M}$  is **hierarchical** if every state can be attributed to a class  $c \in \mathbb{N}$  such that every action leads either back to the state  $s$  or to states that belong to lower classes.

**Theorem 4.4.** *Applied to a hierarchical MDP  $\mathcal{M}$ , the RB-S algorithm is guaranteed to converge to the exact solution in at most  $C$  iterations where  $C$  is the number of hierarchy classes.*

*Proof.* An induction-based proof of the theorem is given in Appendix B.2. □

The RB-S algorithm has interesting convergence properties not only in hierarchical MDPs, but on general MDPs too, which is shown in the following theorem.

**Theorem 4.5.** *The policy  $\pi_t$  is  $\epsilon_t$ -optimal where*

$$\epsilon_t = \alpha^t \frac{l}{(1 - \beta)(1 - \gamma)} r_{\max}.$$

*Here*

$$\begin{aligned} \alpha &= \max_{s, \pi} \frac{\gamma - \gamma[P_\pi]_{ss}}{1 - \gamma[P_\pi]_{ss}} \leq \gamma, & \beta &= \max_{s, \pi} \gamma[P_\pi]_{ss} \leq \gamma, \\ l &= 1 - \gamma \min_{s, \pi} [P_\pi]_{ss} \leq 1, \end{aligned}$$



and

$$r_{\max} = -\min_s \max_{a, \text{st}(a)=s} r_0^a$$

is the negation of the minimum among maximum state rewards.

*Proof.* The proof is given in Appendix B.3  $\square$

The theorem implies that convergence rate  $\alpha$  of RB-S algorithm is always smaller or equal than  $\gamma$ . Notably, RB-S algorithm enjoys faster convergence rate in the case of non-trivial self-loop action probabilities in the MDP. Also, the theorem has a following interesting corollary:

**Corollary 4.6.** *For all actions  $a$ ,*

$$|r_t^a - \text{adv}(a, \pi^*)| \leq 2r_{\max} \frac{\gamma^t}{1 - \gamma}.$$

*Proof.* The Corollary proof follows from the proof of Theorem 4.8 given in Appendix B.4.  $\square$

The significance of the corollary is that the upper bound is observable during the run of the algorithm, which allows for the RB-S algorithm to output an exact solution by applying action filtering, see Appendix C.3 for details.

The two theorems in this section prove that while having the same iteration computational complexity, RB-S and VI are two different algorithms. However, the main difference between them in the known case is how they treat self-loop action. In the absence of the self-loops two algorithms are equivalent as it is shown in Appendix C.4. Appendix D.1 demonstrates the experimental comparison of the two algorithms.

#### 4.1 MDPs with unknown dynamics

In Section 4 we considered the case of fully known MDPs, where all transition probabilities  $\mathcal{P}$  are known and available to the solver. In practice, the assumption of a fully known MDP is usually impractical, and the solver only has access to transition data in the form  $(s, s', a, r^a)$ , where  $a$  is an action chosen in state  $s$ ,  $r^a$  is the received reward, and  $s'$  is the state where the agent appears after a transition sampled from  $P(s' | a)$ .

In this section we switch from state-based to action-based notation. From now on, the reward vector  $r_t$  is of length equal to the number of actions  $m$  and consists of all action rewards from every state. Consequently, the transition matrix  $P^\pi$  has a size of  $m \times m$ , and its element  $P[i, j]$  is the probability that after choosing action  $i$ , the next action chosen is action  $j$ . This value is non-zero only if the agent has a non-zero probability of appearing in state  $s' = \text{st}(j)$ , and policy  $\pi$  chooses action  $j$  in  $s'$ . For our analysis, we need an additional vector  $R_t$ , a vector of length  $m$ , where for every action  $a$ , it stores the maximum reward available in the state of action  $a$  at time  $t$ ,  $R_t(a) = \max_b r_t^b$ ,  $\text{st}(b) = \text{st}(a)$ . For convenience we abuse notation and define  $R_t(s) = \max_b r_t^b$ ,  $\text{st}(b) = s$ .

The unknown MDP setting also requires a few adjustments to the algorithm: the first adjustment we need to make is to give up on self-loop coefficients, since self-loop probabilities are no longer known. Therefore, without the self-loop coefficients, but with known transition probabilities, the reward balancing update becomes

$$r_{t+1} = r_t - R_t + \gamma P R_t. \quad (4)$$

However, we no longer have access to the transition probabilities  $P^{\pi_t}$ , but only to samples from it. We assume an access to generative model, which is common in the literature analyzing the convergence of the synchronous  $Q$ -learning algorithm. It means that the solver can freely sample any number of transitions for any action at any time step. For the stability of the algorithm, at step  $t$  it samples not one, but  $k$  transitions matrices  $P_t^i$  from  $P$ .

Then the algorithm update becomes:

$$r_{t+1} = r_t - R_t + \gamma \left( \frac{P_t^1 + \dots + P_t^k}{k} \right) R_t. \quad (5)$$

*Remark 4.7.* Just like Q-learning, this algorithm requires to store only a single vector of dimension  $m$ .

We denote the estimation matrix above as  $P_t$ :

$$P_t = \frac{P_t^1 + \dots + P_t^k}{k}, \quad \mathbb{E}[P_t] = P.$$

A formal definition of the algorithm is given in Appendix B.4. The following theorem analyzes its convergence.

**Theorem 4.8.** Fix  $\tau \in [0, 1]$  and choose

$$k \geq \frac{4r_{\max}^2 \log(m(1-\tau)/2)}{\epsilon^2(1-\gamma)^3(1+\gamma)},$$

and run stochastic reward balancing for

$$t \geq \frac{1}{1-\gamma} \log \left( \frac{r_{\max}}{\epsilon(1-\gamma)} \right),$$

steps. Let  $\pi_t$  be the policy where every node takes the action with the maximal reward at time  $t$ . Then  $\pi_t$  is  $\epsilon$ -optimal with probability  $1 - \tau$ .

*Proof.* Proofs of a few propositions, lemmas and the theorem itself are given in Appendix B.2.  $\square$

**Corollary 4.9.** Overall the number of samples  $M$  required to achieve an  $\epsilon$ -optimal policy is:

$$M \approx m \frac{2r_{\max}^2}{\epsilon^2(1-\gamma)^4} \log(m) \log \left( \frac{1}{\epsilon(1-\gamma)} \right),$$

which is a scale of  $\tilde{O}(\frac{m}{(1-\gamma)^4 \epsilon^2})$ .

We now can compare this complexity with the complexities from previous works. Note, that RB-S actually produces better results since it outputs  $\epsilon$ -optimal policy, while known Q-learning results only guarantee the convergence to a vector of Q values such that  $\|Q - Q^*\|_\infty < \epsilon$ . Obtaining  $\epsilon$ -optimal policy requires increasing the complexity by factor  $(1-\gamma)^{-2}$ . More comments on the difference between two algorithms are given in Appendix C.5.

With the notation used in this paper, the current state-of-the-art result for Q-learning from Li et al. [2024] is

$$M \gtrsim m \frac{c_3(\log^4 M)(\log \frac{mM}{1-\tau})}{\epsilon^2(1-\gamma)^4}.$$

Therefore, the result we provide for RB-S has the same scale as Q-learning, but improves upon it in terms of logarithmic and constant factors, while also eliminating the need for a learning rate parameter and any associated tuning.

**Corollary 4.10.** The sampling of transitions required to compute  $P_t$  can be done independently which makes the algorithm parallelizable. Therefore, in a federated learning setting, splitting the task over  $K$  agents provides a linear speed up, and the overall number of samples assigned to each agent is a scale of:

$$\tilde{O} \left( \frac{m}{K(1-\gamma)^4 \epsilon^2} \right).$$

Additionally, the algorithm requires  $\tilde{O}(1/(1-\gamma))$  communication rounds, which makes it efficient in terms of amount of communication needed.

This result improves upon the current state-of-the-art result on federated Q-learning from Woo et al. [2023a] by the factor of  $(1-\gamma)$ .

Overall, the Safe Reward Balancing algorithm is not only conceptually novel, but also exhibits favorable convergence properties, with sample efficiency that surpasses current results from Q-learning, while requiring exactly the same amount of space. Comparison of experimental performances of two algorithms is given in Appendix D.2.

## 5 Conclusion

In this paper, we have presented a new geometric interpretation of Markov Decision Processes, establishing the equivalence between MDP problems and specific geometric problems. Based on this interpretation, we developed new algorithms for both known and unknown MDP cases, showing state-of-the-art convergence properties in some cases and improving on the state-of-the-art in others. The authors conjecture that these are only the first results provided by this new interpretation. The authors hope that this new perspective would be useful to the researchers in the field whether in the analysis of existing algorithms or the development of new ones.

## References

- Carolyn L Beck and Rayadurgam Srikant. Error bounds for constant step-size  $Q$ -learning. *Systems & control letters*, 61(12):1203–1208, 2012.
- Marc Bellemare, Will Dabney, Robert Dadashi, Adrien Ali Taiga, Pablo Samuel Castro, Nicolas Le Roux, Dale Schuurmans, Tor Lattimore, and Clare Lyle. A geometric perspective on optimal representations for reinforcement learning. *Advances in neural information processing systems*, 32, 2019.
- R. Bellman. *Dynamic Programming*. Dover Publications, 1957.
- Vivek S Borkar and Sean P Meyn. The ode method for convergence of stochastic approximation and reinforcement learning. *SIAM Journal on Control and Optimization*, 38(2):447–469, 2000.
- Zaiwei Chen, Siva Theja Maguluri, Sanjay Shakkottai, and Karthikeyan Shanmugam. Finite-sample analysis of stochastic approximation using smooth convex envelopes. *arXiv preprint arXiv:2002.00874*, 2020.
- Ziyi Chen, Yi Zhou, Rong-Rong Chen, and Shaofeng Zou. Sample and communication-efficient decentralized actor-critic algorithms with finite-time analysis. In *International Conference on Machine Learning*, pages 3794–3834. PMLR, 2022.
- Will Dabney, André Barreto, Mark Rowland, Robert Dadashi, John Quan, Marc G Bellemare, and David Silver. The value-improvement path: Towards better representations for reinforcement learning. In *Proceedings of the AAAI Conference on Artificial Intelligence*, volume 35, pages 7160–7168, 2021.
- Robert Dadashi, Adrien Ali Taiga, Nicolas Le Roux, Dale Schuurmans, and Marc G Bellemare. The value function polytope in reinforcement learning. In *International Conference on Machine Learning*, pages 1486–1495. PMLR, 2019.
- Eyal Even-Dar and Yishay Mansour. Learning rates for  $Q$ -learning. In *International Conference on Computational Learning Theory*, pages 589–604. Springer, 2001.
- Eugene A Feinberg and Jefferson Huang. The value iteration algorithm is not strongly polynomial for discounted dynamic programming. *Operations Research Letters*, 42(2):130–131, 2014.
- Ronald A Howard. *Dynamic programming and markov processes*. John Wiley, 1960.
- Tommi Jaakkola, Michael Jordan, and Satinder Singh. Convergence of stochastic iterative dynamic programming algorithms. *Advances in neural information processing systems*, 6, 1993.
- Gen Li, Changxiao Cai, Yuxin Chen, Yuting Wei, and Yuejie Chi. Is  $Q$ -learning minimax optimal? a tight sample complexity analysis. *Operations Research*, 72(1):222–236, 2024.
- Arsenii Mustafin, Alex Olshevsky, and Ioannis Ch. Paschalidis. On value iteration convergence in connected mdps, 2024. URL <https://arxiv.org/abs/2406.09592>.
- Martin L Puterman. Markov decision processes. *Handbooks in operations research and management science*, 2:331–434, 1990.
- Martin L Puterman. *Markov decision processes: discrete stochastic dynamic programming*. John Wiley & Sons, 2014.

- Han Shen, Kaiqing Zhang, Mingyi Hong, and Tianyi Chen. Towards understanding asynchronous advantage actor-critic: Convergence and linear speedup. *IEEE Transactions on Signal Processing*, 71:2579–2594, 2023.
- Richard S Sutton and Andrew G Barto. *Reinforcement learning: An introduction*. MIT press, 2018.
- Csaba Szepesvári. The asymptotic convergence-rate of  $Q$ -learning. *Advances in neural information processing systems*, 10, 1997.
- John N Tsitsiklis. Asynchronous stochastic approximation and  $Q$ -learning. *Machine learning*, 16: 185–202, 1994.
- Martin J Wainwright. Stochastic approximation with cone-contractive operators: Sharp  $l_\infty$ -bounds for  $Q$ -learning. *arXiv preprint arXiv:1905.06265*, 2019.
- Christopher JCH Watkins and Peter Dayan.  $Q$ -learning. *Machine learning*, 8:279–292, 1992.
- Christopher John Cornish Hellaby Watkins. Learning from delayed rewards. 1989.
- Jiin Woo, Gauri Joshi, and Yuejie Chi. The blessing of heterogeneity in federated  $Q$ -learning: Linear speedup and beyond. In *International Conference on Machine Learning*, pages 37157–37216. PMLR, 2023a.
- Jiin Woo, Gauri Joshi, and Yuejie Chi. The blessing of heterogeneity in federated  $Q$ -learning: Linear speedup and beyond. In *International Conference on Machine Learning*, pages 37157–37216. PMLR, 2023b.

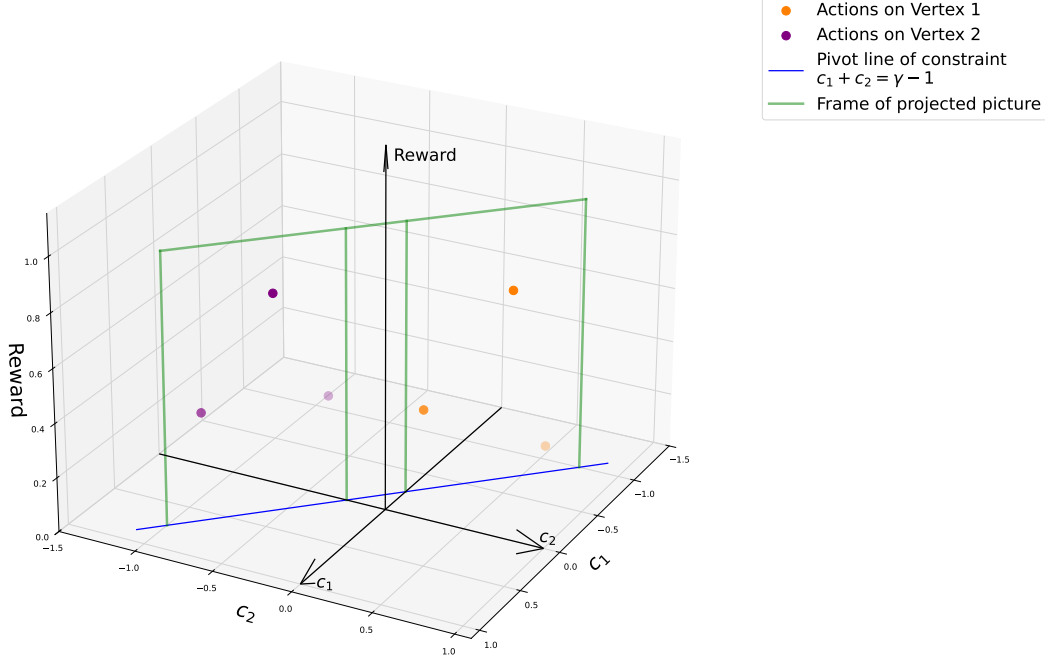


Figure 3: An example of the action space for 2-states MDP with 3 actions on each state. Vertical axis show action rewards, and two horizontal axes correspond to the first (axis  $c_1$ ) and second (axis  $c_2$ ) coefficients of action vector.

## A Additional Remarks on MDP Geometry: Affine equivalence and Dynamics of key RL algorithms

In this section we discuss the relation of the transformation  $\mathcal{L}_s^\delta$  and standard RL algorithms: value iteration and policy iteration. Choose MDPs  $\mathcal{M}$  and MDP  $\mathcal{M}'$ , such that  $\mathcal{M}' = \mathcal{L}_s^\delta \mathcal{M}$  (which means that  $\mathcal{L}_s^\delta$  transforms  $\mathcal{M}$  to  $\mathcal{M}'$ ). Note that  $\mathcal{M}$  and  $\mathcal{M}'$  have the same sets of actions and, therefore, the policies are drawn from the same sets of actions. Then, we can make the following observations regarding the dynamics of the policy iteration and value iteration algorithms in MDPs  $\mathcal{M}$  and  $\mathcal{M}'$ :

- Each advantage  $\text{adv}(a, \pi)$  remains the same, which leads to the same action choices during the policy improvement steps of the policy iteration algorithm in  $\mathcal{M}$  and  $\mathcal{M}'$ . Therefore, the transformation  $\mathcal{L}_s^\delta$  preserves the dynamics of the Policy Iteration algorithm.
- Assume the starting values of the Value Iteration algorithm are  $V_0$  in  $\mathcal{M}$  and  $V'_0$  in  $\mathcal{M}'$ , such that  $V_0(s) + \delta = V'_0(s)$ . Then, due to preservation of the advantages, the choice of action remains the same at every step of the algorithm. At the same time, since we increase the value of state  $s$  by  $\delta$  for every pseudo-policy, the difference between the two value vectors remains unchanged. This, in turn, implies that  $\mathcal{L}_s^\delta$  preserves the error vectors  $e_t = V_t - V^*$ , which defines the dynamics of the value iteration algorithm and set of  $\epsilon$ -optimal policies. It also preserves the values of  $V_{t+1} - V_t$ , the vector used to compute the stopping criteria in the Value Iteration algorithm. All these properties together imply that the transformation  $\mathcal{L}_s^\delta$  preserves the dynamics of the Value Iteration algorithm if the initial values are adjusted.

The dynamics of the main algorithms imply a similarity between MDPs  $\mathcal{M}$  and  $\mathcal{M}'$ , based on which we give the following definition:

**Definition A.1.** MDPs  $\mathcal{M}$  and  $\mathcal{M}'$  are **affine equivalent** if there exists a vector  $\Delta = (\delta_1, \dots, \delta_n)$  such that

$$\mathcal{M}' = \mathcal{L}^\Delta \mathcal{M}.$$

Affine equivalence is a transitive relation on the set of MDPs. An **affine equivalence class** of MDPs is a maximal subset of MDPs in which every two MDPs  $\mathcal{M}_1$  and  $\mathcal{M}_2$  are affine equivalent.

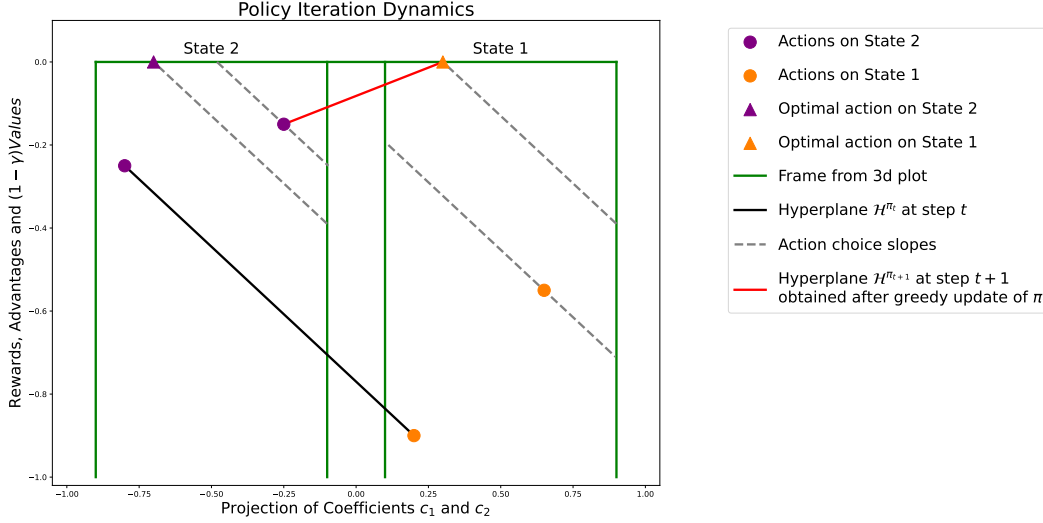


Figure 4: Illustration of the Policy Iteration algorithm dynamics in 2-state MDP.

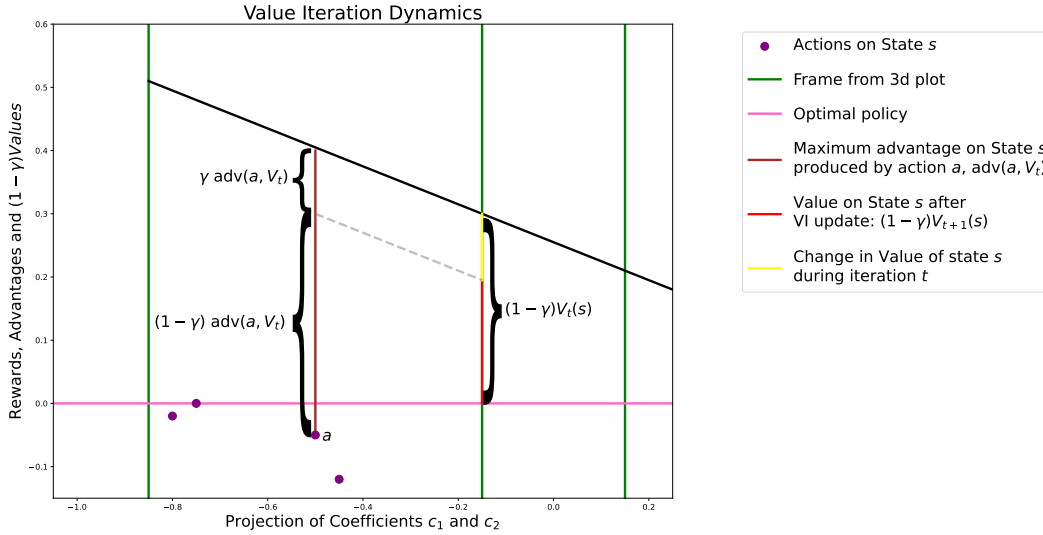


Figure 5: Illustration of the Value Iteration algorithm dynamics.

We then demonstrate the geometrical dynamics of the main MDP algorithms —Value Iteration and Policy Iteration—in the action space. We analyze the dynamics of the normalized MDP since every MDP can be transformed into its normal form while keeping the same affine equivalence class.

### A.1 Policy Iteration

The example dynamics of the policy iteration algorithm is presented in Figure 4. Policy iteration consists of two steps applied sequentially: policy evaluation and policy improvement. As follows from Proposition 3.2, the policy evaluation step is identical to hyperplane construction. For the policy improvement step, at each state it chooses the highest actions with respect to the current policy  $\pi_t$ . Therefore, with every iteration policy iteration algorithm gets a higher hyperplane until the optimal one is reached.

## A.2 Value Iteration

The dynamics of the Value Iteration algorithm is a little bit more complex and is presented in Figure 5. At each step, value iteration performs the following update:

$$\begin{aligned} V_{t+1}(s) &= \max_a \left[ r(s, a) + \gamma \sum_{s'} P(s'|s, a) V_t(s') \right] \\ &= V_t(s) + r(s, a^*) + (\gamma P(s|s, a^*) - 1) V_t(s) + \\ &\quad \gamma \sum_{s' \neq s} P(s'|s, a^*) V_t(s') = V_t(s) + \text{adv}(a^*, V_t). \end{aligned}$$

Therefore, Value Iteration simply finds the highest advantage and adds it to the current state value, which, in normal form, is equal to the state error. Note that, for positive values, advantages are always negative, which guarantees that the Value Iteration update decreases the norm of the values. Graphically, advantages and values are multiplied by  $(1 - \gamma)$ , ensuring that the Value Iteration update is safe: if values were positive before the update, they will remain positive afterward.

## B Theorem proofs

### B.1 Proof of Theorem 3.5

We need to prove that the advantage of any action with respect to any policy does not change after the transformation  $\mathcal{L}_s^\delta$ . The first case is  $\text{st}(a) = s$ . Denote the original value vector of a policy as  $V_+$ , the modified value vector as  $V_+^'$ , the original action vector as  $a^+$ , and the modified action vector as  $(a')^+$ . Then

$$\begin{aligned} a^+ V_+ &= r^a + (\gamma p_s^a - 1) V_+^s + \gamma \sum_{s' \neq s} p_a^{s'} V_+^{s'} = \\ &= r^a - \delta(\gamma p_s^a - 1) + (\gamma p_s^a - 1)(V_+^s + \delta) + \gamma \sum_{s' \neq s} p_a^{s'} V_+^{s'} = (a')^+ V_+^'. \end{aligned}$$

For action  $\text{st}(b) \neq s$  the proof looks essentially the same. Denoting the corresponding action vectors as  $b^+$  and  $(b')^+$  we have:

$$\begin{aligned} b^+ V_+ &= r^b + \gamma p_s^b V_+^s + \gamma \sum_{s' \neq s} p_b^{s'} V_+^{s'} = \\ &= r^b - \delta \gamma p_s^b + \gamma p_s^b (V_+^s + \delta) + \gamma \sum_{s' \neq s} p_b^{s'} V_+^{s'} = (b')^+ V_+^'. \end{aligned}$$

### B.2 Proof of Theorem 4.4

The theorem can be proven by induction on the class number. We are going to show that after  $t$  iterations of the algorithm  $t$  lowest hierarchy classes have maximum reward of 0.

**Basis:** The lowest class of 1 — leaf nodes. Each of states correspondent to these nodes has only self-loop actions, and after first iteration of the algorithm maximum reward on each node becomes 0. That does not change during the run of the algorithm, since probability to transfer to other nodes is 0 and, consequently,  $\delta$ 's associated with these states remain 0 during the run of the algorithm, so they won't affect other states.

**Step:** By induction hypothesis after  $t$  steps of the algorithm for each state  $s$  of class  $c \leq t$ , maximum reward on state  $s$  is equal to 0, which implies that  $\delta_s$  computed during the  $t + 1$  steps is also equal to 0. Now recall that for any action  $a$ ,  $\text{st}(a) = s$  its new reward  $r_{t+1}^a$  can be expressed as:

$$\begin{aligned}
r_{t+1}^a &= r_t^a - \delta_s(\gamma p_s^a - 1) + \gamma \sum_{s' \neq s} p_a^{s'} \delta_{s'} = \\
&= r_t^a - \delta_s(\gamma p_s^a - 1) + \gamma \sum_{s' \in c, c \leq t} p_a^{s'} \delta_{s'} + \gamma \sum_{s' \in c, c > t} p_a^{s'} \delta_{s'}
\end{aligned}$$

Note that for any action  $a$  the last sum term is always 0. Then, if class  $c$  of  $s$  is less or equal to  $t$ ,  $\delta_s$  and all  $\delta_{s'}$  in the second summation term are 0, which means that reward of action  $a$  does not change and, consequently, the maximum reward on state  $s$  remains 0. In the case when  $c = t + 1$ , both summation terms are equal to 0, and  $r_{t+1}^a = r_t^a - \delta_s(\gamma p_s^a - 1)$ . However the quantity  $\delta_s$  is chosen such that it maximizes the quantity  $r_t^a / (\gamma p_s^a - 1)$ , which implies that  $\max_a r_{t+1}^a = 0$  for every state  $s$  in class  $t + 1$ . This concludes the proof of the induction step and the theorem.

### B.3 Proof of Theorem 4.5 and Corollary 4.6

We begin the proof by reiterating and clarifying the notation used. We operate on state-based vectors, meaning all vectors have dimension  $n = |\mathcal{S}|$ , and matrices are of size  $n \times n$ .

- $r_{\max}$  — One of the key quantities used throughout the paper. It is defined as the minimum over the maxima of action rewards in each state:  $r_{\max} = -\min_s \max_{a, \text{st}(a)=s} r_0^a$ . Roughly, it can be understood as the (negative of the) distance the algorithm needs to cover during its run.
- $\square_t$  — The subscript  $t$  refers to quantities obtained after  $t$  iterations of the algorithm. This is important in our setting because rewards change at each step.
- $\square_{\pi_t}$  — The subscript  $\pi_t$  refers to quantities related to the policy  $\pi_t$ , which is the policy formed by the set of actions chosen during iteration  $t$  of the algorithm. We use this as a subscript only for objects related to transition probabilities.
- $P_\pi$  — The transition matrix produced by the policy  $\pi$ .
- $D_\pi = \text{diag}(I - \gamma P)$  — A diagonal matrix consisting of the elements from the diagonal of the matrix  $I - \gamma P$ .
- $r_t^\pi$  — The rewards of the actions that form the policy  $\pi$  after  $t$  steps of the algorithm. In particular,  $r_{t+1}^{\pi_t}$  represents the rewards of actions from the policy  $\pi_t$  after  $t + 1$  steps of the algorithm (one iteration after policy  $\pi_t$  was chosen).
- $V_{t+1}^\pi$  — Similar to rewards, these are the values of the policy  $\pi$  produced by the rewards of the policy  $\pi$  during iteration  $t + 1$  of the algorithm.
- $\Delta_t$  — The vector of update values during the  $t$  step of the algorithm. The entries of the vector are chosen according to the rule  $\delta(i) = -\max_{a: \text{st}(a)=i} \left[ \frac{r_i^a}{1 - \gamma p_i^a} \right]$ .

Now we start proving the theorem with the following lemma.

**Lemma B.1.** *Suppose  $P$  is a stochastic matrix and  $D = \text{diag}(I - \gamma P)$ . Then the matrix  $W$  defined as*

$$W = I - D^{-1}(I - \gamma P)$$

*satisfies*

$$\|W\|_\infty = \max_i \frac{\gamma - \gamma[P]_{ii}}{1 - \gamma[P]_{ii}} \leq \alpha$$

*Proof.* Observe that the matrix  $W$  has zero diagonal and

$$W_{ij} = \frac{\gamma[P]_{ij}}{1 - \gamma[P]_{ii}} \text{ when } i \neq j.$$

It is thus a matrix with non-negative elements, and we have

$$\|W\|_\infty = \max_i \frac{\gamma \sum_j [P]_{ij}}{1 - \gamma[P]_{ii}} = \max_i \frac{\gamma(1 - [P]_{ii})}{1 - \gamma[P]_{ii}}$$



□

We now give the proof of Theorem 4.5

*Proof.* From the definition of  $\Delta_t$ , we have that

$$\Delta_t = -D_{\pi_t}^{-1} r_t^{\pi_t}, \quad (6)$$

where  $D_{\pi_t}$  again is a diagonal matrix of  $I - \gamma P^{\pi_t}$ .

By the definition of the update  $\mathcal{L}^{\Delta_t}$ , for the policy  $\pi_t$  (as well as for any other policy),

$$V_{t+1}^{\pi_t} = V_t^{\pi_t} + \Delta_t.$$

Now plugging in Eq. (6),

$$V_{t+1}^{\pi_t} = V_t^{\pi_t} - D_{\pi_t}^{-1} r_t^{\pi_t}.$$

Next, using the fact  $V^\pi = (I - \gamma P^\pi)^{-1} r^\pi$  we obtain

$$r_{t+1}^{\pi_t} = r_t^{\pi_t} - (I - \gamma P_{\pi_t}) D_{\pi_t}^{-1} r_t^{\pi_t}.$$

Now multiplying both sides by  $-D_{\pi_t}^{-1}$ :

$$-D_{\pi_t}^{-1} r_{t+1}^{\pi_t} = -D_{\pi_t}^{-1} r_t^{\pi_t} - D_{\pi_t}^{-1} (I - \gamma P_{\pi_t}) (-D_{\pi_t}^{-1} r_t^{\pi_t}) \quad (7)$$

At time  $t + 1$ , we again choose the next policy  $\pi_{t+1}$  implicitly (via choosing the minimizing actions). We thus have the key inequality:

$$\Delta_{t+1} = -D_{\pi_{t+1}}^{-1} r_{t+1}^{\pi_{t+1}} \quad (8)$$

$$\leq -D_{\pi_t}^{-1} r_{t+1}^{\pi_t}, \quad (9)$$

where the last equality is true because it is the actions in  $\pi_{t+1}$  that achieve the maxima at time  $t + 1$ .

We can now put together Eq. (7) and Eq. (8) and Eq. (9) to obtain

$$-D_{\pi_{t+1}}^{-1} r_{t+1}^{\pi_{t+1}} \leq -D_{\pi_t}^{-1} r_t^{\pi_t} - D_{\pi_t}^{-1} (I - \gamma P_{\pi_t}) (-D_{\pi_t}^{-1} r_t^{\pi_t}).$$

We rewrite this as

$$\Delta_{t+1} \leq \Delta_t - D_{\pi_t}^{-1} (I - \gamma P_{\pi_t}) \Delta_t = W_{\pi_t} \Delta_t,$$

where similarly to before

$$W_\pi := I - D_\pi^{-1} (I - \gamma P_\pi).$$

Using induction and Lemma B.1, we obtain

$$\|\Delta_t\|_\infty \leq \alpha^t \|\Delta_0\|_\infty,$$

where  $\alpha$  comes from the definition of the theorem.

We have thus shown that the size of the update to the value function decreases exponentially in the infinity norm. We next translate this into a direct suboptimality bound on  $V^{\pi_t}$ .

Starting from

$$r_t^{\pi_t} = -D_{\pi_t} \Delta_t,$$

and

$$V_t^{\pi_t} = (I - \gamma P_{\pi_t})^{-1} r_t,$$

we put the last two equations together to obtain

$$V_t^{\pi_t} = -(I - \gamma P_{\pi_t})^{-1} D_{\pi_t} \Delta_t$$

Let  $c = \|(I - \gamma P_{\pi_t})^{-1} D_{\pi_t}\|_\infty$ . Clearly,

$$c \leq \|(I - \gamma P_{\pi_t})^{-1}\|_\infty \|D_{\pi_t}\|_\infty \leq \frac{1}{1 - \gamma} l.$$

We then have that

$$\|V_t^{\pi_t}\|_\infty \leq c \alpha^t \|\Delta_0\|_\infty.$$

Let us use bound

$$\|\Delta_0\| \leq \frac{r_{\max}}{1-\beta},$$

so that

$$\|V_t^{\pi_t}\|_{\infty} \leq c \frac{\alpha^t}{1-\beta} r_{\max}.$$

The RHS of the above equation is  $\epsilon_t$  from the definition of the theorem. Since for any policy  $\pi$  its values  $V_t^{\pi}$  are always nonpositive (since rewards are nonpositive throughout execution of the RB-S by Proposition C.1), the values of optimal policy are upper bounded by 0, implying that  $\pi_t$  is  $\epsilon_t$ -optimal.  $\square$

*Proof of Corollary 4.6.* Let  $\pi_t$  be the policy defined earlier achieving the minimum at time  $t$  and let  $\pi^*$  be an optimal policy. We have that

$$0 \geq V_t^{\pi^*} \geq V_t^{\pi_t} \geq -r_{\max} \frac{\gamma^t}{1-\gamma}.$$

Since

$$V_t^{\pi^*} = V_0^{\pi^*} + \sum_{k=0}^{t-1} \Delta_k,$$

we obtain that if we define

$$d_t = V_0^{\pi} - \left( - \sum_{k=0}^{t-1} \Delta_k \right),$$

then

$$\|d_t\|_{\infty} \leq r_{\max} \frac{\gamma^t}{1-\gamma}. \quad (10)$$

Next, we have

$$r_t = r_0 + \sum_{k=0}^{t-1} (I - \gamma P) \Delta_k.$$

We can write this as

$$r_t = r_0 + \sum_{k=0}^{t-1} (\gamma P - I)(V_0^{\pi^*} - d_t),$$

or

$$r_t = r_0 + \gamma P V_0^{\pi^*} - V_0^{\pi^*} - (\gamma P - I) d_t.$$

Finally, for every action  $a$ ,

$$r_t^a = \text{adv}(a, \pi^*) + (\gamma P - I) d_t.$$

Finally, using the bound  $\|\gamma P - I\|_{\infty} \leq 2$  and Eq. (10) concludes the proof.  $\square$

#### B.4 Proof of Theorem 4.8

We begin the proof by reiterating and clarifying the notation used. We work with action-based vectors, meaning all vectors have dimension  $m = |\mathcal{A}|$ , and matrices are of size  $m \times m$ .

- $r_t$  — The vector of all action rewards at step  $t$  of the algorithm (assuming the order of actions is fixed).
- $r_t^a$  — The reward of action  $a$  at step  $t$  of the algorithm.
- $R_t$  — A vector with entries corresponding to the same actions as  $r_t$ , but each entry represents the maximum reward available in the state to which the action belongs (at step  $t$  of the algorithm). Specifically,  $R_t(a) = \max_b r_t^b, \text{st}(b) = \text{st}(a)$ . Additionally, we abuse the notation to define  $R_t(s) = \max_b r_t^b, \text{st}(b) = s$  for state  $s$ .
- $R_t^{\min} = \min R_t$  — The minimum of state maximum rewards. This is a key quantity to track during the run of the algorithm, as it provides a stopping criterion, as shown in Lemma 4.1.

- $r_{\max}$  — One of the key quantities used throughout the paper. It is defined as the negation of the minimum over the maxima of action rewards in each state:  $r_{\max} = -\min_s \max_{a, \text{st}(a)=s} r_0^a$ . Roughly, it can be understood as the distance the algorithm needs to cover during its run. In this case,  $r_{\max} = -R_0^{\min} = -\min R_0$ .
- $P_\pi$  — action-to-action transition matrix with size of  $m \times m$ . Its element  $P_\pi[i, j]$  is the probability that after choosing action  $i$ , the next action chosen is action  $j$ . This value is non-zero only if the agent has a non-zero probability of appearing in state  $s' = \text{st}(j)$ , and policy  $\pi$  chooses action  $j$  in  $s'$ . Alternatively  $P_\pi$  can be seen as a product  $P_A C_\pi$ , where  $P_A$  is a  $m \times n$  matrix of action transition probabilities (independent of policy) and  $C_\pi$  is an  $n \times m$  policy matrix -  $C_\pi[i, j] = 1$  if policy  $\pi$  chooses action  $j$  in state  $i$  and 0 otherwise.

We start the proof with a few propositions and their corollaries required to prove the main theorem, and then proceed to prove the theorem itself. The following proposition demonstrates the geometric convergence of the  $R_t^{\min}$  quantity during the run of the algorithm.

**Proposition B.2.** *We have that for all  $t$ ,  $R_{t+1}^{\min} \geq \gamma R_t^{\min}$ .*

*Proof.* Let the state  $s$  be the state where minimum is achieved,  $R_{t+1}(s) = R_{t+1}^{\min}$ . Suppose, action  $a$  has the maximum reward during iteration  $t$ ,  $R_t(s) = r_t^a$ . Then,

$$R_{t+1}^{\min} \geq r_{t+1}^a = r_t^a - R_t(a) + (\gamma P^t R_t)(a) = (\gamma P^t R_t)(a) \geq R_t^{\min},$$

where the last inequality follows from stochasticity of  $P_t$ .  $\square$

During the run of the algorithm rewards of all actions are always negative, which is demonstrated in the following proposition, similar to Proposition C.1

**Proposition B.3.**  $r_t \leq 0$  for all  $t$ .

*Proof.* We will prove this by induction. This holds at time zero by the inductive assumption. Now suppose it holds at time  $t$ . In particular,  $\max r_t \leq 0$ . It suffices to prove that  $\max r_{t+1} \leq 0$ . But:

$$\begin{aligned} \max r_{t+1} &= \max(r_t - R_t + \gamma P_t R_t) \\ &\leq R_t - R_t + \max \gamma P_t R_t \\ &= \gamma \max P_t R_t. \end{aligned}$$

By the inductive hypothesis we have  $\max r_t \leq 0$  and combining that with the stochasticity of  $P_t$ , we obtain the RHS is nonpositive. This completes the proof.  $\square$

Next, let us rewrite our update rule to have an explicit expression for the stochastic error at each time step. Instead of Eq. 5 let us write

$$r_{t+1} = r_t - R_t + \gamma P_{\pi_t} R_t + z_t,$$

where

$$\mathbb{E}[z_t | r_t, \dots, r_0] = 0.$$

Specifically, we have

$$z_t = \gamma(P_t - P_{\pi_t})R_t.$$

The size of the noises  $z_t$  plays an important role in our analysis. What turns out to matter is the infinity norm of the sum of these random variables, which is bounded in the next proposition.

**Proposition B.4.** *The random variable*

$$Z_t(s) = \sum_{l=0}^{t-1} z_l(s)$$

*is a sub-Gaussian random variable with parameter  $\sigma^2 = \frac{r_{\max}}{k(1-\gamma^2)}$ .*

*Proof.* Observe that each  $z_l(s)$  is the average of  $k$  random variables whose support lies in  $[-r_{\max}\gamma^l, r_{\max}\gamma^l]$  by Proposition B.2. Let us denote these random variables as  $e_l^i$ , so that

$$z_l(s) = \frac{\sum_{i=1}^k e_l^i}{k}.$$

We thus have that

$$P\left(\left|\sum_{l=0}^{t-1} z_l(s)\right| \geq \epsilon\right) = P\left(\left|\sum_{l=0}^{t-1} \sum_{i=1}^k \frac{e_l^i(s)}{k}\right| \geq \epsilon\right).$$

We can apply Azuma's inequality to the martingale

$$\left\{0, \frac{e_0^1}{k}, \frac{e_0^1 + e_0^2}{k}, \dots, \frac{\sum_{i=1}^k e_0^i}{k}, \frac{\left(\sum_{i=1}^k e_0^i\right) + e_1^1}{k}, \dots\right\},$$

at time  $kt$  to yield

$$P\left(\left|\sum_{l=0}^{t-1} \sum_{i=1}^k \frac{e_l^i}{k}\right| \geq \epsilon\right) < 2 \exp \frac{-2\epsilon^2}{\sum_{l=0}^{t-1} k c_l^2}.$$

where  $c_l$  is the support of random variables  $\frac{e_l^i}{k}$ , which is equal to  $\frac{r_{\max}\gamma^l}{k}$  and

$$\sum_{l=0}^{t-1} k c_l^2 \leq \sum_{l=0}^{t-1} k c_l^2 = \sum_{l=0}^{t-1} \frac{r_{\max}^2 \gamma^{2l}}{k} \leq \frac{r_{\max}^2}{k(1-\gamma^2)}.$$

We conclude that  $\sum_{l=0}^{t-1} z_l(s)$  is a sub-Gaussian random variable with parameter  $\sigma^2 = \frac{r_{\max}^2}{k(1-\gamma^2)}$ . □

Given a policy  $\pi$ , let us denote by  $G_t^\pi$  the vector

$$G_t^\pi = Q_0^\pi - Q_t^\pi,$$

where  $Q_t^\pi$  is the Q-value vector of the policy  $\pi$  under the rewards  $r_t$ . This vector has as many entries as the number of actions. Note that because  $r_t$  is now a random variable, so is  $Q_t^\pi$  and thus also  $G_t^\pi$ .

**Lemma B.5.**

$$\mathbb{E}\left(\max_{\pi, \pi'} \|G_t^\pi - G_t^{\pi'}\|_\infty\right) \leq \frac{2}{1-\gamma} \mathbb{E}\|Z_t\|_\infty.$$

*Proof.* Indeed, for any fixed policy  $\pi$ ,

$$Q_t^\pi = (I - \gamma P_\pi)^{-1} r_t,$$

where  $P_\pi$  is the action-to-action transition matrix. Thus

$$Q_{t+1}^\pi = Q_t^\pi + (I - \gamma P_\pi)^{-1} (\gamma P_{\pi_t} - I) R_t + (I - \gamma P_\pi)^{-1} z_t.$$

A key observation is that the second term on the RHS does not depend on the policy, despite appearing to do so. Indeed, matrix  $P_{\pi_t} = P_A C_{\pi_t}$  and  $P_{\pi_t} = P_A C_\pi$ , as it described in the beginning of the Section, but since  $R_t$  has the same entries on the coordinates correspondent to the action on the same state, therefore  $C_{\pi_t} R_t = C_\pi R_t$  and  $P_{\pi_t} R_t = P_\pi R_t$ . Therefore

$$P_{\pi_t} R_t = P_\pi R_t,$$

for any policy  $\pi$ . We thus have

$$Q_{t+1}^\pi = Q_t^\pi - R_t + (I - \gamma P_\pi)^{-1} z_t.$$

The independence of  $\pi$  and the second term of the RHS is clear here in the above equation.

Now, iterating this recurrence, we obtain that for any two policies  $\pi, \pi'$ ,

$$G_t^\pi - G_t^{\pi'} = (I - \gamma P_\pi)^{-1} \sum_{l=0}^{t-1} z_l - (I - \gamma P_{\pi'})^{-1} \sum_{l=0}^{t-1} z_l. \quad (11)$$

Thus

$$\|G_t^\pi - G_t^{\pi'}\|_\infty \leq \|(I - \gamma P_\pi)^{-1} - (I - \gamma P_{\pi'})^{-1}\|_\infty \times \left\| \sum_{l=0}^{t-1} z_l \right\|_\infty.$$

Therefore

$$\|G_t^\pi - G_t^{\pi'}\|_\infty \leq \frac{2}{1-\gamma} \left\| \sum_{l=0}^{t-1} z_l \right\|_\infty.$$

Since this bound holds for any policy  $\pi$  and any policy  $\pi'$ , we have in fact proven

$$\max_{\pi, \pi'} \|G_t^\pi - G_t^{\pi'}\|_\infty \leq \frac{2}{1-\gamma} \left\| \sum_{l=0}^{t-1} z_l \right\|_\infty.$$

□

We can now prove our main result of this section.

*Proof of Theorem 4.8.* By Proposition B.2, at  $t = \frac{1}{(1-\gamma)} \log(\frac{r_{\max}}{\epsilon(1-\gamma)})$  we have that

$$R_t^{\min} \geq \gamma^t R_0^{\min} \geq -\epsilon(1-\gamma).$$

It follows that  $Q_t^{\pi_t} \geq -\epsilon \mathbf{1}$ . On the other hand, using nonpositivity of rewards from Proposition B.3, we obtain that  $Q_t^\pi \leq 0$  for any policy  $\pi$ . We conclude that the policy  $\pi_t$  is  $\epsilon$ -optimal under the rewards  $r_t$ .

However, what we need to bound is the optimality of  $\pi_t$  under the initial rewards  $r_0$ . Observe that for any policy  $\pi$  we have by definition of  $G_t^\pi$ ,

$$Q_t^\pi = Q_0^\pi + G_t^\pi.$$

By  $\epsilon$ -optimality of  $\pi_t$  under the rewards  $r_t$ , we have that for any policy  $\pi$ ,

$$Q_0^\pi + G_t^\pi \leq Q_0^{\pi_t} + G_t^{\pi_t} + \epsilon \mathbf{1},$$

or

$$Q_0^\pi - Q_0^{\pi_t} \leq G_t^{\pi_t} - G_t^\pi + \epsilon \mathbf{1}. \quad (12)$$

We conclude that the event that the policy  $\pi_t$  is not  $2\epsilon$  optimal under  $r_0$  can occur only if for some policy  $\pi$ , we have

$$\|G_t^\pi - G_t^{\pi_t}\|_\infty \geq \epsilon.$$

Let us call that “bad” event  $\mathcal{A}$ . To prove the theorem we need to upper bound the probability of this event:

$$P(\mathcal{A}) \leq P(\max_{\pi, \pi'} \|G_t^\pi - G_t^{\pi'}\|_\infty \geq \epsilon) \leq P\left(\frac{2}{1-\gamma} \|Z_t\|_\infty \geq \epsilon\right). \quad (13)$$

To proceed we need a high-probability bound on  $\|Z_t\|_\infty$  where each entry of  $Z_t$  is a Sub-Gaussian random variable. While standard, we did not find an explicit statement of what we need to use in the existing literature, so we provide a proof below.

**Proposition B.6.** *For  $m$  random variables  $Z_1, \dots, Z_m$  where  $Z_i \sim \text{subG}(\sigma^2)$  the following bound holds:*

$$P(\max Z_i \geq \epsilon) \leq m \exp - \frac{\epsilon^2}{2\sigma^2} \quad (14)$$

*Proof.* For any  $\lambda > 0$

$$\begin{aligned} P(\max Z_i \geq \varepsilon) &\leq P\left(\sum_{i=1}^m \exp \lambda Z_i \geq \exp \varepsilon \lambda\right) \\ &\leq \frac{\mathbb{E} \sum_{i=1}^m \exp \lambda Z_i}{\exp \varepsilon \lambda} \leq m \exp \frac{\lambda^2 \sigma^2}{2} - \varepsilon \lambda, \end{aligned}$$

where second inequality is Markov inequality and third inequality follows from the properties of subgaussian moment-generating functions.

We next choose the value of  $\lambda > 0$  which minimizes the upper bound we have derived, which is  $\lambda = \varepsilon/\sigma^2$ . Plugging this value in, we obtain the required result:

$$P(\max Z_i \geq \varepsilon) \leq m \exp \frac{\lambda^2 \sigma^2}{2} - \varepsilon \lambda \leq m \exp -\frac{\varepsilon^2}{2\sigma^2}$$

□

Now applying Proposition B.6 (multiplying it by 2 since we need it for both maximum and minimum) to Equation 13 we have:

$$P(\mathcal{A}) \leq P\left(\frac{2}{1-\gamma} \|Z_t\|_\infty \geq \epsilon\right) \leq 2m \exp \frac{\epsilon^2(1-\gamma)^2}{4\sigma^2}$$

Now, plugging in  $\sigma^2 = \frac{r_{\max}^2}{k(1-\gamma^2)}$  we have:

$$P(\mathcal{A}) \leq 2m \exp \frac{k(1-\gamma^2)\epsilon^2(1-\gamma)^2}{4r_{\max}^2}.$$

Choosing

$$k = \frac{4r_{\max}^2 \log(m(1-\tau)/2)}{\epsilon^2(1-\gamma)^3(1+\gamma)},$$

guarantees that  $P(\bar{\mathcal{A}}) \geq \tau$ , which concludes the proof.

□

## C Additional Remarks on Algorithms

### C.1 Exact Reward Balancing Algorithm

In this section, we provide a formal definition of the Exact Reward Balancing algorithm and demonstrate its equivalence to Policy Iteration. The formal definition is presented below (Algorithm 2).

The issue with the algorithm arises in its **Update** step: choosing  $\Delta_t$  such that the value function of the policy  $\pi_t$  in the updated MDP  $\mathcal{M}_t$  is zero. This means we must compute  $\Delta_t$  values that ensure the new value function of  $\pi_t$  is zero, implying they must be exactly the negation of the current value function of  $\pi_t$ :  $\Delta_t = -V^{\pi_t}$ .

If we define the transition probabilities under policy  $\pi_t$  as  $P_{\pi_t}$  and the rewards at iteration  $t$  as  $r_t^{\pi_t}$ , then:

$$0 = r_t^{\pi_t} + (\gamma P_{\pi_t} - I)\Delta_t \implies \Delta_t = -(\gamma P_{\pi_t} - I)^{-1} r_t^{\pi_t}. \quad (15)$$

Thus, computing  $\Delta_t$  requires inverting an  $n \times n$  matrix, which is analogous to the policy evaluation step in the Policy Iteration algorithm.

Next, to compute the update  $\mathcal{M}_t = \mathcal{L}^{\Delta_t} \mathcal{M}_{t-1}$ , we calculate  $r^a t + 1 = r^a t + \sum_{i=1}^n c_a(i) \Delta_t(i)$  and select the action with the maximum reward. This step is identical to the policy improvement step.

By combining these two observations, we conclude that the Exact Reward Balancing algorithm is equivalent to Policy Iteration.

---

**Algorithm 2** Exact Reward Balancing

---

**Initialize**  $\mathcal{M}_0 := \mathcal{M}$  and  $t = 1$ .  
**while** True **do**  
  Select policy  $\pi_t$  by choosing  $a_s = \arg \max_a r^a, \text{st}(a) = s$  for each state  $s$ . Denote the reward of the action as  $r^{a_s}$ .  
  **if**  $r^{a_s} = 0 \quad \forall s$  **then**  
    Output policy  $\pi_t$   
  **else**  
    **Update** the MDP  $\mathcal{M}_t = \mathcal{L}^{\Delta_t} \mathcal{M}_{t-1}$  by choosing  $\Delta_t$  such that the values of the policy  $\pi_t$  in the updated MDP  $\mathcal{M}_t$  are all 0.  
    Increment  $t$  by 1 and return to the policy choice step.  
  **end if**  
**end while**

---

**C.2 Intuition Behind Safe Reward Balancing Algorithm**

Having introduced the concept of reward balancing, there are multiple ways to design an algorithm based on this idea. In this section, we provide intuition behind the Safe Reward Balancing algorithm (RB-S), the version presented and analyzed in this paper. The algorithm is considered "safe" in the following sense: action rewards, which start as negative after the initial subtraction of the maximum reward, remain negative throughout the execution of the algorithm. This is guaranteed by the choice of deltas  $\delta_s = -\max_a \frac{r^a}{1-\gamma p_s^a}$ , which is justified from both classic MDP and geometric perspectives.

From the classic MDP point of view, for every state  $s$ , the value of the optimal policy at state  $s$  is guaranteed to be at least the maximum over all actions of the sum of discounted rewards collected before leaving state  $s$ . This value is exactly the value of  $\delta_i$  proposed in the algorithm:

$$\delta_i = -\max_{a|\text{st}(a)=i} \frac{r^a}{1-\gamma p_a^i}.$$

Including action  $a^*$ , which maximizes this quantity, in a policy  $\pi$  guarantees that  $V^\pi(i) \leq \delta_i$ , which is also true for the optimal policy. Therefore, the value of the optimal policy will remain negative, and the choice of  $\delta_i$  is safe. A stronger fact is shown in the following proposition.

**Proposition C.1.**  $r_t^a \leq 0$  for all times  $t$  and actions  $a$ .

*Proof.* Recall that we assumed this to hold at step zero. Now we will argue that this property is preserved by applying each map  $L_i^{\delta_i}$  computed in the execution of the RB-S. Indeed, in applying this map have

$$\delta_i = -\max_{a|\text{st}(a)=i} \frac{r^a}{1-\gamma p_a^i}.$$

Since the numerator is negative and denominator is positive, we have

$$\delta_i \geq 0.$$

This immediately implies that for actions  $b$  with  $\text{st}(b) \neq i$ , the update performed by  $\mathcal{L}_i^{\delta_i}$ ,

$$r^b \leftarrow r^b - \delta_i \gamma p_b^i$$

leaves  $r_b$  non-positive.

As for actions  $a$  with  $\text{st}(a) = i$ , we have that the update has the property that

$$\begin{aligned} r^a &\leftarrow r^a - \delta_i(\gamma p_s^a - 1) \\ &= r^a + \delta_i(1 - \gamma p_s^a) \\ &\leq r^a + \frac{r^a}{\gamma p_s^a - 1}(1 - \gamma p_s^a) \\ &= 0. \end{aligned}$$

□

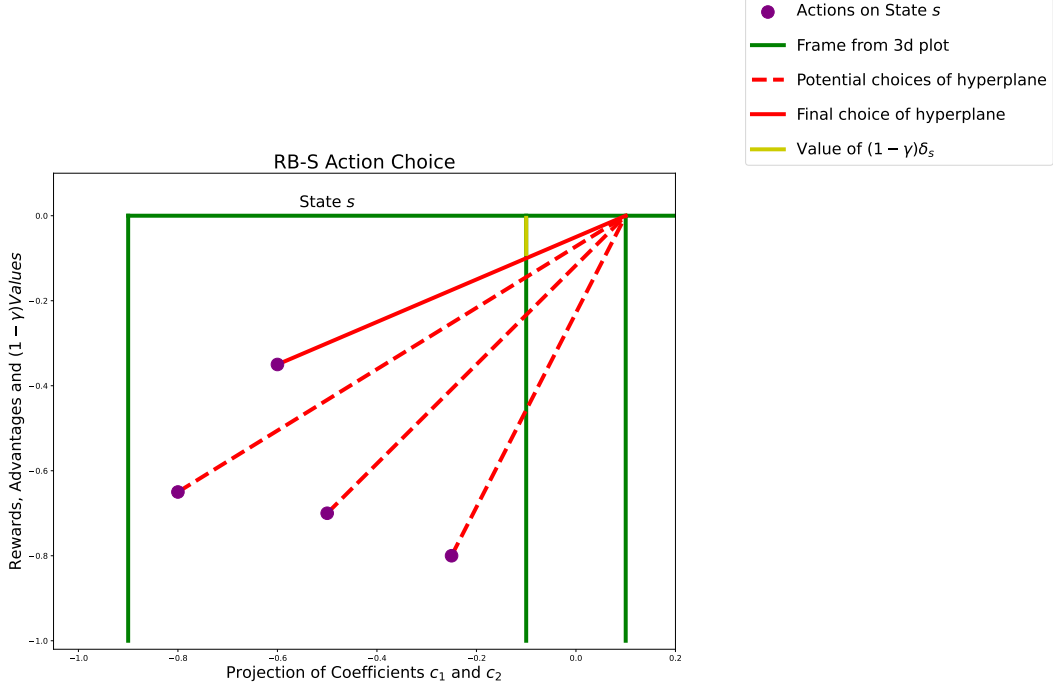


Figure 6: RB-S algorithm choice of  $\delta_s$ .

---

**Algorithm 3** RB-S with Action Filtering

---

**Initialize**  $\mathcal{M}_0 := \mathcal{M}$ ,  $\mathcal{A}_0 = \mathcal{A}$  and  $t = 1$ .

**Update:**

- $\forall s$  compute  $\delta_s = -\max_a r^a / (1 - \gamma p_s^a)$ .
- Update the MDP  $\mathcal{M}_t = \mathcal{L}^{\Delta_t} \mathcal{M}_{t-1}$ , where  $\Delta_t = (\delta_1, \dots, \delta_n)^T$ .
- Update  $\mathcal{A}_t$  by filtering actions with criteria  $r_t^a < 2r_{\max} \frac{\gamma^t}{1-\gamma}$ .

**if**  $|\mathcal{A}| > n$  **then**

Increment  $t$  by 1 and return to the update step.

**else**

Output policy  $\pi$  that consists of remaining actions.

**end if**

---

The choice of  $\delta_i$  is also justified from a geometric perspective (Figure 6). The selection of  $\delta_s$  can be interpreted as the choice of a hyperplane  $\mathcal{H}^{\delta_s}$ , which is incident to one of the actions in state  $s$  and zeros on the other self-loop vertical lines  $L_{s'}$ , where  $s' \neq s$ . After applying the transformation  $\mathcal{L}_s^{\delta_s}$ , each action retains its advantage with respect to  $\mathcal{H}^{\delta_s}$ , or its relative position to it. Therefore, since none of the actions were above the hyperplane before the transformation, all of them remain below or on the hyperplane afterward.

### C.3 Reward Balancing with Action Filtering

Action filtering is a technique that allows an algorithm originally designed as an approximate solver to produce an exact solution under the assumption that the optimal policy is unique. In this section, we describe the algorithm and prove its convergence.

The intuition behind the algorithm is based on Corollary 4.6, which establishes that:

$$|r_t^a - \text{adv}(a, \pi^*)| \leq 2r_{\max} \frac{\gamma^t}{1-\gamma}.$$

This implies that as the algorithm progresses, the reward of each action converges to its advantage with respect to the optimal policy. Consequently, the rewards of the actions participating in the



optimal policy converge to zero, while the rewards of the actions not participating converge to some value less than zero. More precisely, if after  $t$  iterations of the RB-S algorithm the reward  $r_t^a$  of action  $a$  satisfies

$$r_t^a < 2r_{\max} \frac{\gamma^t}{1-\gamma}, \quad (16)$$

then action  $a$  is not optimal and does not need to be considered in the following iterations of the algorithm.

At the same time, Corollary 4.6 and Inequality 16 guarantee that this moment will eventually occur. Let us denote the true advantage of action  $a$  with respect to the optimal policy as  $h$ , where  $h = -\text{adv}(\pi_0, a) > 0$ . Then, after a number of algorithm iterations exceeding  $t_h > \log_\gamma \left( \frac{(1-\gamma)h}{4r_{\max}} \right)$ , the action  $a$  can be filtered out because after  $t_h$  iterations it is true that:

$$|r_{t_h}^a - \text{adv}(\pi_0, a)| \leq \frac{h}{2},$$

which implies that the observed action's reward satisfies  $r_{t_h}^a < \frac{h}{2}$  and can indeed be filtered out.

The two propositions above imply that action filtering will converge after

$$T_h^{\max} = \log_\gamma \left( \frac{(1-\gamma)h^{\max}}{4r_{\max}} \right),$$

iterations, where  $h^{\max} = -\max_a \text{adv}(\pi^*)a$  is the negation of the maximum advantage with respect to the optimal policy among non-optimal actions.

Action filtering provides an idea of how to run the algorithm in a more practical setting. Choose the number of iterations  $T$  such that the run time is satisfactory. Then, the algorithm will either converge for  $t < T$  to the optimal policy by filtering out all non-optimal actions or output an approximate solution after  $T$  iterations. Additionally, action filtering during the execution of the algorithm reduces the number of computations required to perform updates.

#### C.4 Equivalence Between RB-S and VI in Diagonal-free case.

For known MDPs in the diagonal-free case two algorithms are indeed equivalent. This case corresponds to 0 self-loop probabilities on every action. In this case, the RB-S simply chooses maximum reward as  $\delta_s$  at every iteration and the update of action  $a$  becomes:

$$r_{t+1}^a = r_t^a - R_t(s) + (\gamma P_a R_t)(s),$$

where  $R_t$  is the maxima vector defined in Appendix B.4. Note that we can make these choices and updates even in the case when self-loop probabilities are not 0.

Let's denote the cumulative adjustment of the RB-S algorithm up to step  $t$  as  $\tilde{\Delta}_t$ :

$$\tilde{\Delta}_t = \sum_{i=1}^t \Delta_i$$

Then, we are going to prove that  $\tilde{\Delta}_t = V_t$  in the diagonal-free case by induction, given that initial values  $V_0 = 0$ . Induction base  $0 = 0$  is trivial. Induction step can be derived as follows: at step  $t$  of the RB-S algorithm, reward  $r_t^a$  of action  $a$  on state  $s$  is equal to:

$$r_t^a = r_0^a + C^a \tilde{\Delta}_t = r_0^a - \tilde{\Delta}_t(s) + \gamma p^a \tilde{\Delta}_t$$

Maximizing this quantity over actions  $a$  on the state  $s$  is the same as maximizing:

$$\arg \max_a r_0^a - \tilde{\Delta}_t(s) + \gamma p^a \tilde{\Delta}_t = \arg \max_a r_0^a + \gamma p^a \tilde{\Delta}_t = r^a + \gamma p^a V_t,$$

by inductive assumption. Therefore, the choice of action will be the same. Now, abusing notation let's assume that action  $a$  indeed maximizes the expression. Then,

$$V_{t+1}(s) = r^a + \gamma p^a V_t$$

for  $t$ th step of the VI algorithm. For RB-S,

$$\Delta_{t+1}(s) = \arg \max_a r_0^a - \tilde{\Delta}_t(s) + \gamma p^a \tilde{\Delta}_t$$

and

$$\tilde{\Delta}_{t+1}(s) = \Delta_{t+1}(s) + \tilde{\Delta}_t(s) = r_0^a - \tilde{\Delta}_t(s) + \gamma p^a \tilde{\Delta}_t + \tilde{\Delta}_t(s) = V_{t+1}(s)$$

Therefore in known diagonal-free MDP case two algorithms are equivalent.

### C.5 Comparison of RB-S and Q-learning in stochastic case

Does the equivalence between RB-S and VI, as presented in Section C.4, apply to the stochastic case? We need only two iterations of the algorithm to demonstrate that it does not hold. We denote the state maximization operator as  $\max_s$ , which preserves the vector's dimensionality and replaces each value with the maximum value in the corresponding state, so  $R = \max_s r$ . This operator can be applied to both the reward vector  $r$  and the Q-value vector  $Q$ . Then, assuming we initialize the Q-values with the initial reward vector  $r$ , we obtain:

$$Q_1 = r, Q_2 = r + \gamma P_1 \max_s(r), Q_3 = r + \gamma P_2 \max_s(r + \gamma P_1 \max_s(r)),$$

where  $P_1$  and  $P_2$  are estimations of the matrix  $P$  obtain during the first and the second iteration of the algorithm. Assuming the same estimations, RB-S updates are:

$$\begin{aligned} r_1 &= r, r_2 = r - \max_s(r) + \gamma P_1 \max_s(r), \\ r_3 &= r - \max_s(r) + \gamma P_1 \max_s(r) - \max_s(r - \max_s(r) + \gamma P_1 \max_s(r)) + \\ &\quad \gamma P_2 \max_s(r - \max_s(r) + \gamma P_1 \max_s(r)) \end{aligned}$$

We now need to compare the expressions for Q-learning and RB-S with respect to their choice of maximizing actions, but first, we simplify the RB-S expression. Note that the terms  $-\max_s(r)$  and  $-\max_s(r - \max_s(r) + \gamma P_1 \max_s(r))$  are identical for every action on one state and can be safely removed. Additionally, for a similar reason, the term  $-\max_s(r)$  from the  $\gamma P_2$  term can be taken out of the  $\max_s$  operator. Thus, the expression becomes:

$$\arg \max_s r_3 = \arg \max_s [r + \gamma P_1 \max_s(r) - \gamma P_2 \max_s(r) + \gamma P_2 \max_s(r + \gamma P_1 \max_s(r))]$$

Therefore, the two expressions differ by the term  $\gamma P_1 \max_s(r) - \gamma P_2 \max_s(r)$ , which can potentially lead to different action choices and different algorithm dynamics.

There are a few additional differences between stochastic RB-S and Q-learning to note:

- Q-learning learns action Q-values, while RB-S learns the difference between actions. Consequently, RB-S does not propagate unreasonably high values downstream, which is a common issue in Q-learning.
- The Bellman update has only one stationary point, while the RB-S update has a subspace of stationary points. This leads to different algorithm dynamics: Q-learning can recover from errors, but progress after a single update might sometimes be negative. In contrast, RB-S cannot recover from errors, but steady progress is guaranteed in every step. Therefore, if the results of a Q-learning run are not satisfactory, the output Q-values can be reused to continue running the algorithm. In RB-S, however, the output is not reusable, so the algorithm must be restarted from scratch.

## D Experimental results

### D.1 Known MDP experiments

In this section, we present the performance results of the RB-S Algorithm (Algorithm 1) on three experiments. We compare the convergence of the RB-S algorithm with the Value Iteration algorithm.

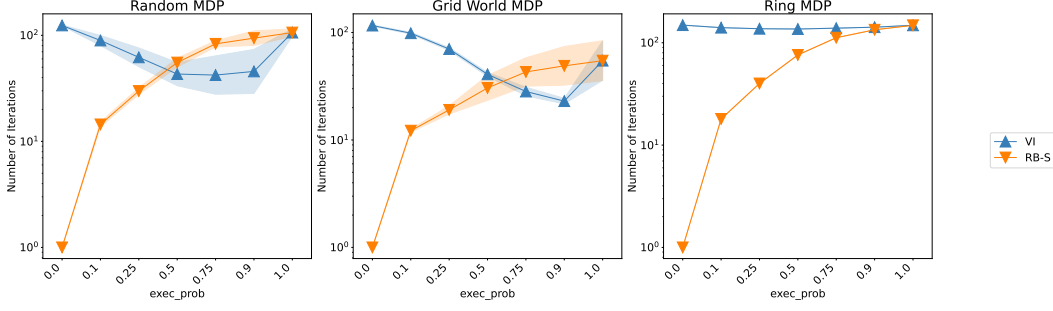


Figure 7: Comparison of the performance of VI and RB-S algorithms. X-axis is value of execution probability (while remaining probability is assigned to self-loop). Y-axis is number of iteration it took algorithm to converge to  $\epsilon$ -optimal policy, where  $\epsilon = 0.1$ . Average numbers and log standard deviations are presented. Number of states  $n = 100$ , discount factor  $\gamma = 0.95$ . 3 presented plots demonstrate how RB-S benefits from high probability of self-loops.

In all the MDPs below, we construct the action transition probabilities as follows: the number of actions at each state is equal to the number of potential destinations, and each action has a distinct destination assigned to it. Then, the MDP has global parameters:

- **Execution probability:** the probability that, after taking an action, the agent appears in the destination state assigned to that action.
- **Random probability:** the probability that, after taking an action, the agent appears in one of the destinations assigned to the state where the action is taken, with the destination chosen according to a unique exponential distribution.
- **Self-loop probability:** the probability that, despite taking an action, the agent remains in the same state.

The comparison is performed on three kinds of MDPs:

- **Random MDP:** We create this MDP by choosing, for each state, between 1 and 4 potential transition destinations selected randomly. We then create the same number of actions as there are potential destinations. The reward of each action is the sum of a randomly sampled state reward from the interval  $(0, 3)$  and a random action reward from the interval  $(-0.5, 0.5)$ . The average shortest path in this MDP is  $\mathcal{O}(\log n)$ .
- **Grid World MDP:** One hundred states correspond to the cells in a  $10 \times 10$  grid. Possible destinations are "Up," "Left," "Down," and "Right," which are available at any state unless they would move the agent beyond the grid's border. The reward for each action is equal to 0.1 times the sum of the cell's coordinates, plus a small random component. The average shortest path in this MDP is  $\mathcal{O}(\sqrt{n})$ .
- **Cycle MDP:** Numbered states organized into a cycle. Each state has three available destinations: the first, second, and third states ahead in the cycle, with an equal number of actions. The reward is equal to the state's number multiplied by 0.1, plus a small random component. The average shortest path in this MDP is  $\mathcal{O}(n)$ .

Our results are presented in Figures 7 8, 9, 10, 11. Experiment details may be found in the figure captions. Overall, the experimental results support the theoretical findings: the RB-S algorithm largely benefits from self-loops, while the VI algorithm benefits from information exchange between nodes. If neither of these factors significantly affects convergence, the performance of both algorithms is very similar.

## D.2 Unknown MDP experiments

As discussed in Appendix C.5, it is challenging to compare the performance of the two algorithms due to differences between them. In particular, tracking the progress of Q-learning and determining the number of iterations required for convergence is difficult. In contrast, for RB-S, the progress in

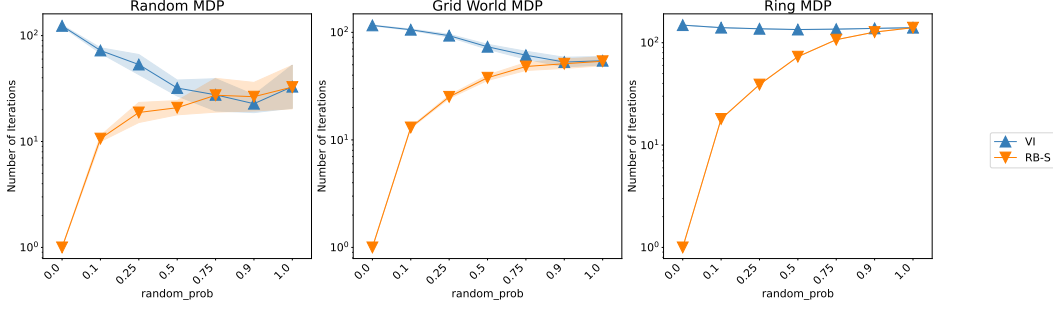


Figure 8: Comparison of the performance of VI and RB-S algorithms. X-axis is value of random action probability (while remaining probability is assigned to self-loop). Y-axis is number of iteration it took algorithm to converge to  $\epsilon$ -optimal policy, where  $\epsilon = 0.1$ . Average numbers and log standard deviations are presented. Number of states  $n = 100$ , discount factor  $\gamma = 0.95$ . 3 presented plots demonstrate how RB-S benefits from high probability of self-loops.

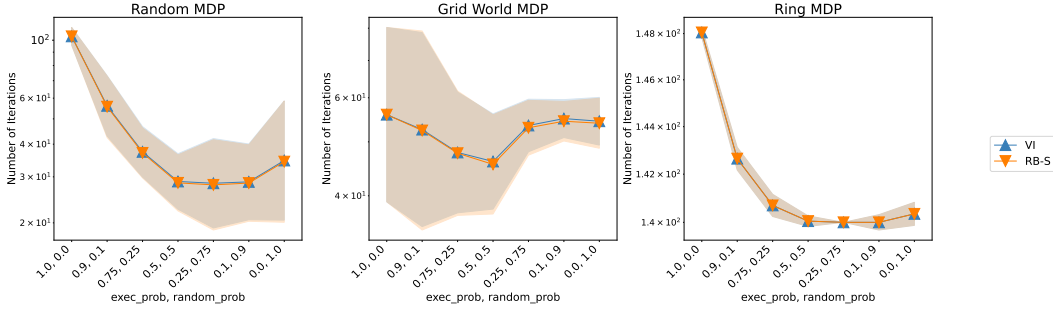


Figure 9: Comparison of the performance of VI and RB-S algorithms. X-axis is value of execution probability (while remaining probability is assigned to random action). Y-axis is number of iteration it took algorithm to converge to  $\epsilon$ -optimal policy, where  $\epsilon = 0.1$ . Average numbers and log standard deviations are presented. Number of states  $n = 100$ , discount factor  $\gamma = 0.95$ . Performances of RB-S and VI are indistinguishable.

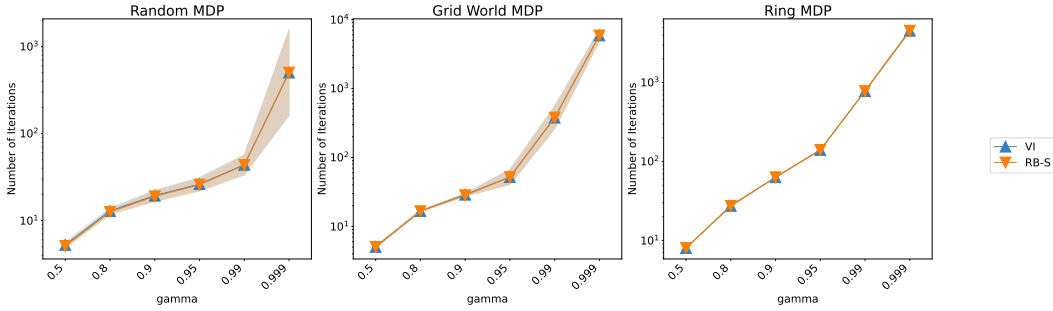


Figure 10: Comparison of the performance of VI and RB-S algorithms. X-axis is value of gamma. Y-axis is number of iteration it took algorithm to converge to  $\epsilon$ -optimal policy, where  $\epsilon = 0.1$ . Average numbers and log standard deviations are presented. Number of states  $n = 100$ , execution and random action probabilities are both 0.5. Performances of RB-S and VI are indistinguishable.

terms of the infinity norm of the vector  $R$  is known, with the error being the unknown factor. In this work, we design the experiments as follows: the number of iterations  $t$  is set to

$$\frac{1}{1-\gamma} \log \left( \frac{r_{\max}}{\epsilon(1-\gamma)} \right),$$

which is the number required by RB-S to achieve an  $\epsilon$ -optimal policy (Theorem 4.8). We set  $\epsilon$  to 0.1 in all experiments. The number of samples  $k$  used to estimate  $P$  during each iteration varies

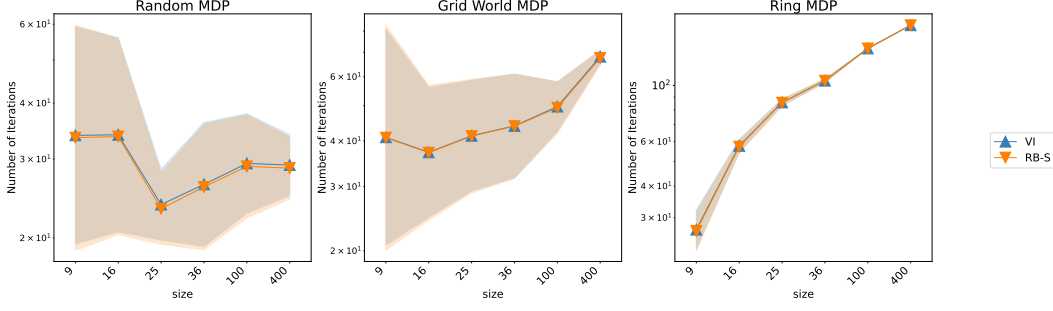


Figure 11: Comparison of the performance of VI and RB-S algorithms. X-axis is a number of states. Y-axis is number of iteration it took algorithm to converge to  $\epsilon$ -optimal policy, where  $\epsilon = 0.1$ . Average numbers and log standard deviations are presented. Execution and random action probabilities are both 0.5, discount factor  $\gamma = 0.95$ . Performances of RB-S and VI are very similar.

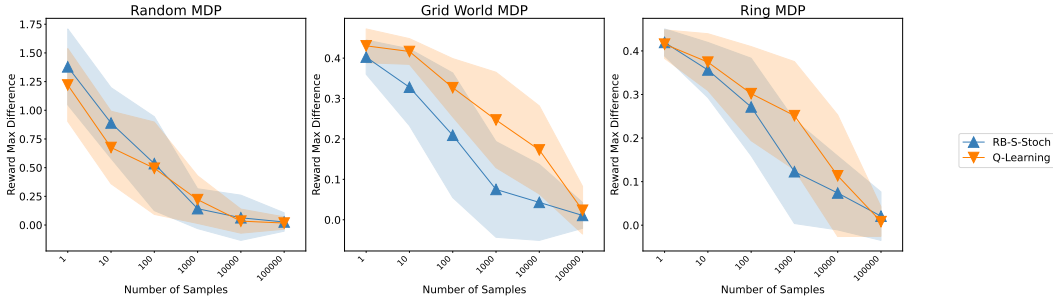


Figure 12: Comparison of the performance of Q-learning and stochastic RB-S algorithms. X-axis is a number of samples used each iteration to estimate transition probabilities. Y-axis is maximum absolute difference between rewards of optimal actions and actions currently implied by the algorithm. MDP sizes are 100, probability to take random action is 1, discount factor is  $\gamma = 0.95$ . RB-S and Q-learning perform similarly on random MDP, but RB-S performs better on Grid World and Ring MDPs.

and is shown on the  $x$  axis. To measure performance, we use the infinity norm between the original rewards of actions of the optimal policy and the action currently implied by the current Q-value or RB-S reward vectors. We use the same MDP types—Random, Grid World, and Ring—as described in the previous section. Specific MDP setups are detailed in the corresponding figures. We run 20 experiments for each setup and plot the mean and standard deviation.

Results are presented on Figures 12, 13, 14. Two algorithms perform similarly in Random MDP, where mixing is quick and Q-Values of all actions are similar, while in Grid World and Ring MDPs performance of RB-S is better.

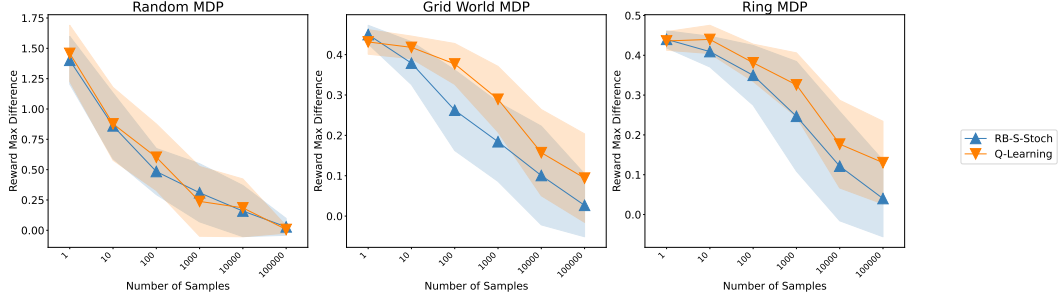


Figure 13: Comparison of the performance of Q-learning and stochastic RB-S algorithms. X-axis is a number of samples used each iteration to estimate transition probabilities. Y-axis is maximum absolute difference between rewards of optimal actions and actions currently implied by the algorithm. MDP sizes are 200, probability to take random action is 0.75 and probability of self-loop action is 0.25, discount factor is  $\gamma = 0.9$ . RB-S and Q-learning perform similarly on random MDP, but RB-S performs better on Grid World and Ring MDPs.

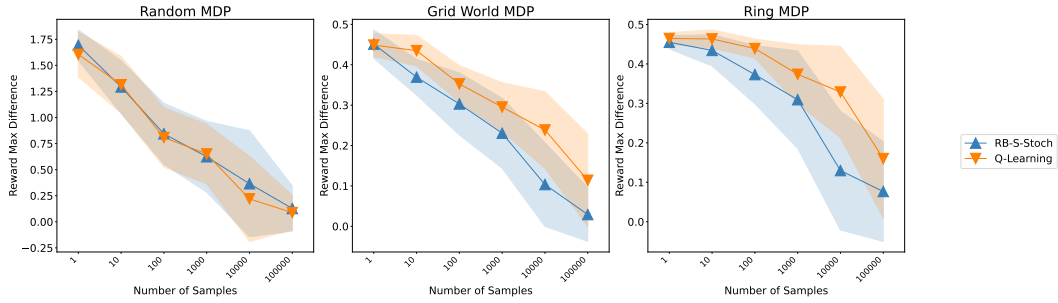


Figure 14: Comparison of the performance of Q-learning and stochastic RB-S algorithms. X-axis is a number of samples used each iteration to estimate transition probabilities. Y-axis is maximum absolute difference between rewards of optimal actions and actions currently implied by the algorithm. MDP sizes are 400, probability to take random action is 0.25 and probability of self-loop action is 0.25 and probability to execute the action is 0.5, discount factor is  $\gamma = 0.9$ . RB-S and Q-learning perform similarly on random MDP, but RB-S performs better on Grid World and Ring MDPs.