

PAS: Data-Efficient Plug-and-Play Prompt Augmentation System

Miao Zheng^{2†}, Hao Liang^{1†}, Fan Yang², Haoze Sun², Tianpeng Li², Lingchu Xiong², Yan Zhang², Yozhen Wu², Kun Li², Yanjun Sheng², Mingan Lin², Tao Zhang², Guosheng Dong², Yujing Qiao², Kun Fang², Weipeng Chen², Bin Cui¹, Wentao Zhang^{1*}, Zenan Zhou^{2*}

¹Peking University ²Baichuan Inc.

^{2†}bufeib@baichuan-inc.com ^{1†}hao.liang@stu.pku.edu.cn, ^{1*}wentao.zhang@pku.edu.cn, ^{2*}zhouzenan@baichuan-inc.com

ABSTRACT

In recent years, the rise of Large Language Models (LLMs) has spurred a growing demand for plug-and-play AI systems. Among the various AI techniques, prompt engineering stands out as particularly significant. However, users often face challenges in writing prompts due to the steep learning curve and significant time investment, and existing automatic prompt engineering (APE) models can be difficult to use. To address this issue, we propose PAS, an LLM-based plug-and-play APE system. PAS utilizes LLMs trained on high-quality, automatically generated prompt complementary datasets, resulting in exceptional performance. In comprehensive benchmarks, PAS achieves state-of-the-art (SoTA) results compared to previous APE models, with an average improvement of 6.09 points. Moreover, PAS is highly efficient, achieving SoTA performance with only 9000 data points. Additionally, PAS can autonomously generate prompt augmentation data without requiring additional human labor. Its flexibility also allows it to be compatible with all existing LLMs and applicable to a wide range of tasks. PAS excels in human evaluations, underscoring its suitability as a plug-in for users. This combination of high performance, efficiency, and flexibility makes PAS a valuable system for enhancing the usability and effectiveness of LLMs through improved prompt engineering.

KEYWORDS

Automatic Prompt Augmentation, Plug-and-Play System, Large Language Models, Data Generation, Data Selection.

1 INTRODUCTION

In recent years, rapid advancements in large language models (LLMs)[22, 31] have underscored the importance of data management and AI systems in leveraging these technologies[7, 10, 20, 21, 32]. At the same time, there is an increasing need for scalable plug-and-play systems for LLMs due to their flexibility and efficiency [2].

Among the various techniques for LLMs, prompt engineering has emerged as a crucial approach due to its extremely low cost and significant enhancement of LLM performance [29]. This technique leverages the inherent capabilities of LLMs to understand and generate human-like text, enabling them to perform a wide range of applications from natural language understanding and generation to specialized domains such as medical diagnosis and legal analysis [12, 18].

[†] The first two authors have equal contributions.

* Corresponding Author

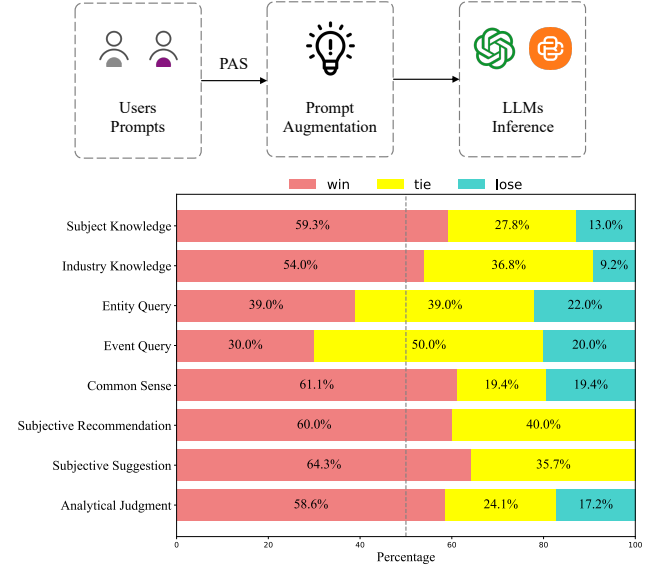


Figure 1: We first present the pipeline of the PAS. PAS takes user prompts, enhances them, and then inputs the augmented prompts into LLMs. As illustrated in the second figure, PAS significantly improves responses across all categories in human evaluation.

In prompt engineering techniques, few-shot learning stands out because it provides a small number of examples to guide the model, thereby enhancing its task-specific performance. Chain-of-Thought (CoT) prompting guides models to reason through problems step-by-step, improving logical consistency and accuracy. In-context learning, by embedding relevant examples and instructions directly within the prompt, allows models to adapt dynamically to new tasks. Despite its potential, prompt engineering is not user-friendly and requires meticulous design. Crafting effective prompts demands a deep understanding of both the model and the task at hand. This process can be time-consuming and often involves extensive trial and error to optimize performance. To tackle those weak points, automatic prompt engineering is designed for easier prompt generation [8, 26, 45]. Although APE models can automatically enhance the prompt, they have to use massive amounts of human-labeled data [8, 24, 28]. Additionally, previous methods failed to construct a flexible, user-friendly and effective APE model [27, 46]. They face the following three key challenges:

C1. Low Efficiency. Previous works on APE primarily use extensive human-labeled instruction datasets, which result in significant human labor [8, 24, 28]. Additionally, some methods require training a specific APE model for each LLM, leading to a substantial waste of computational resources [26, 38].

C2. Low Flexibility. Previous works primarily focus on the performance of APE models, overlooking the importance of flexibility, specifically their model-agnostic and task-agnostic capabilities [26, 38]. Low-flexibility APE systems can lead to computational waste and hinder their application on LLMs [26]. Additionally, these low-flexibility systems have limited applicability across various scenarios, making them less versatile for diverse use cases and reducing their overall effectiveness in practical applications.

C3. Poor Effectiveness. Although several works aim to automatically enhance the quality of prompts, they often rely on outdated evaluation metrics and do not consistently yield significant improvements across various benchmarks and models [8, 24]. Additionally, these models fail to include human evaluations, thus lacking valuable feedback from human users [8, 26].

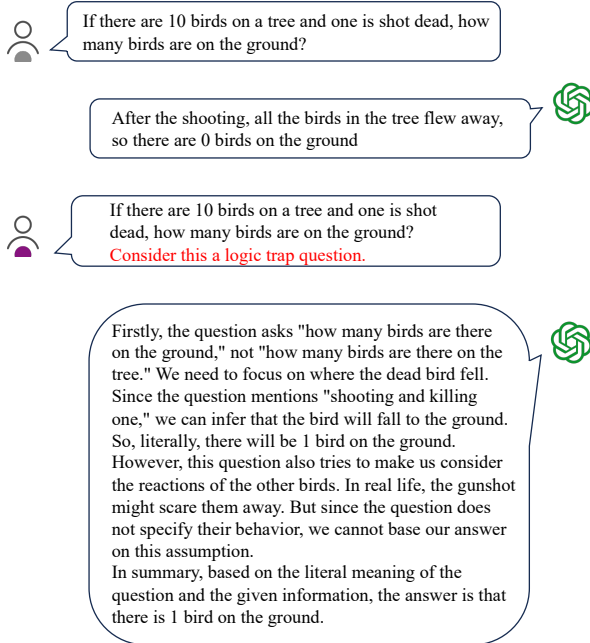


Figure 2: Case Study 1, Red text is the complementary prompt generated by PAS. We can see PAS can give complementary prompt to avoid logic traps.

To address these issues, as shown in Figure 1(a), we propose PAS, an automatic prompt-enhancing plug-and-play system. Our approach involves two main phases: high-quality prompt selection and automatic complementary prompt generation, followed by fine-tuning of large language models (LLMs). In the prompt selection phase, we begin by using embedding models to extract features from the prompt data. We then apply clustering algorithms to group and deduplicate similar prompts. Following this, we use LLMs to select high-quality prompts and classify them into various

categories. In the automatic complementary prompt generation phase, we employ few-shot learning techniques to generate new prompts. These generated prompts undergo a rigorous selection and regeneration process to ensure their quality. The high-quality generated data is then used to fine-tune the LLMs, forming the core of the PAS system.

The core contributions of this paper are summarized as follows:

- **New Perspective.** To the best of our knowledge, this work is the first to construct a curated prompt complementary dataset without human labor. Additionally, we are the first to utilize this dataset to train LLMs to construct the PAS to automatically complement user prompts instead of directly modifying them.
- **New Method.** We propose a new method that first utilizes diversity and quality selection for prompt construction. Then, few-shot learning is used for prompt complementary dataset construction. We employ GPT to identify and regenerate incorrectly generated data until it is correct. Instead of using human preference data, we only use the prompt complementary dataset to fine-tune LLMs and achieve SoTA performance.
- **SoTA Performance. (1) High Efficiency.** Our PAS model requires only 9000 pairs of prompt complementary data to fine-tune LLMs, making it extremely data-efficient. Additionally, our data generation process is entirely automatic and requires no human labor. Moreover, our PAS model can be integrated into any LLM and solve all tasks, achieving SoTA performance. Therefore, we only need to train one LLM, reducing computational costs. **(2) High Flexibility.** Our PAS model can be plugged into any LLM, and is model and task agnostic. It achieves SoTA performance across all models and tasks, demonstrating its exceptional flexibility. **(3) SoTA Performance on Multiple Benchmarks.** Our PAS model achieves SoTA performance across multiple models and comprehensive benchmarks. It also outperforms the previous SoTA model, BPO, under the same experimental settings. Furthermore, it achieves superior performance on human evaluation metrics, highlighting the outstanding capabilities and potential uses of the PAS model.

2 RELATED WORK

2.1 Automatic Prompt Engineering

The effectiveness of large language models in various applications largely depends on the quality of the prompts used. There are already many designed prompts that can significantly enhance the performance of LLMs [5, 15, 34, 35, 39, 40]. However, these methods that rely on manual prompt engineering are far less scalable. In the field of mathematical logical reasoning for LLMs, the Chain of Thought and its derived strategies are widely popular due to their effectiveness. Zero-shot CoT [15] is adding a simple sentence like "Let's think step by step" at the end of questions to assist LLMs in generating reasoning steps. Instead of Zero-shot CoT, Manual-CoT [35] provides reasoning steps as few shots. Self-Consistency further improves language models' reasoning performance by generating a diverse set of reasoning paths and choosing the most consistent answer in the final answer set. Tree of Thought (TOT) [40] and GOT

[5] extend the reasoning pathway from linear to non-linear data structures by leveraging multiple LLM queries to elicit different plausible reasoning paths [39]. Buffer of Thought(BOT) [39] designs a series of thought-template for tasks, and for each problem, it retrieve a relevant thought-template to prompt LLMs. PS prompting [34] improves COT by encouraging LLMs to devise a plan before attempting to solve a problem.

All the aforementioned prompting engineering strategies have been crafted by human expertise. To avoid manual effort, there is a lot of recent work to explore how to conduct automated prompt engineering [11, 13, 27, 30, 38, 42, 46]. Auto-Cot [42] partitions questions of a given dataset into a few clusters and generates reasoning chains to construct demonstrations for each cluster for Few-shot COT. Automatic-COT [30] creates rationale chains to augment exemplars and filters out incorrect ones by checking against the ground truth. Both of them improve the performance of vanilla COT [15, 35]. Unlike previous works, OPRO [38], APO [27], and APE [46] provide an optimizer’s perspective for automatically finding prompts. OPRO [38] leverages LLMs as optimizers, using the accuracy of training datasets—unavailable in real-world scenarios—as the objective value. APO [27] provides detailed guidance on prompt refinement at each step, based on the differences between responses and targets. Evoprompt [13] and Promptbreeder [11] introduce evolutionary algorithms (EAs) into discrete prompt optimization for specific domains. Similar to evolutionary algorithms, they require evaluating the fitness of each individual prompt in the population, presenting significant challenges in practical applications. Additionally, exploring dozens of generations of prompts imposes a considerable burden.

2.2 Plug-and-Play Systems

Plug-and-play systems have garnered significant attention in recent years due to their modularity and ease of integration in various machine-learning workflows. These systems are designed to operate seamlessly with existing frameworks, allowing for quick and flexible augmentation of functionalities without the need for extensive reconfiguration [1, 33, 41].

In image processing research, plug-and-play systems are commonly applied for its outstanding flexibility. Image reconstruction, denoising, deblurring, image enhancement, and super-resolution are all fields where plug-and-play systems are highly needed. By integrating various image processing modules into a unified framework, plug-and-play systems can flexibly combine different methods to achieve better image processing results. Moreover, this system allows for the easy addition or replacement of new processing modules without the need to redesign the entire algorithm, significantly improving the efficiency and effectiveness of image processing.

In the field of artificial intelligence, the rapid advancement of machine learning models has spurred a growing demand for plug-and-play systems. These systems enable seamless integration and adaptation of AI technologies across various applications. Al Ridhawi et al. [2] have underscored the critical role of AI plug-and-play systems in enhancing scalability, flexibility, and usability in modern computational frameworks.

2.3 Data Quality and Data Selection

The advent of large language models has brought about a substantial increase in the volume of training data [23, 31]. In this scenario, the quality of data becomes paramount. LLMs, trained on vast amounts of data, can capture subtle nuances and complex patterns in language, excelling in various natural language processing tasks. However, the increase in data volume also brings new challenges, particularly in data quality and data selection [4]. In this section, we mainly discuss the effectiveness of data quality and data selection.

Data Quality. : High-quality data can significantly enhance the performance of models. [19] As the volume of data increases, ensuring high data quality becomes more challenging because it requires more resources for data cleaning, selection and annotation. [4] Poor quality data can lead to models learning incorrect patterns and making inaccurate predictions.

Data Selection. : LLMs-based methods were commonly used in data selection. [4] For instance, Du et al. [9] leverages DeBERTa [14] for scoring, retaining high-quality data, and combining it with the k-center greedy algorithm to select diverse data. Chen et al. [6] score the accuracy of data using ChatGPT to pick out high-quality data. Xu et al. [36] use GPT-4 to rewrite data to increase their complexity and then streamline it by reducing its variety and improving its quality. Liu et al. [16] train two models using ChatGPT’s labeled data to score the quality and complexity of the data. Lu et al. [17] rely on ChatGPT to tag each instance, defining its complexity and diversity based on these tags. Parkar et al. [25] first cluster the data, and then use GPT-4 to select high-quality data for each cluster.

3 METHOD

In this section, we first summarize the collection and process of prompt data in section 3.1. Then we introduce the prompt complementary data generation pipeline in section 3.2 to automatically generate high-quality prompt complementary data. After the prompt dataset is generated, we give a comprehensive analysis of the dataset in section 3.3. At last, in section 3.4, we introduce utilizing the prompt augmentation dataset for LLM fine-tuning and then use the fine-tuned LLM to construct a plug-and-play APE system.

3.1 Prompts Data Collection

In this section, we introduce the prompt collection process. To generate high-quality (prompt, complementary prompt) pairs, we first need to select high-quality prompts. To achieve this, we use two curated datasets: the LMSYS-1M dataset [44] and the WildChat dataset [43]. As shown in Figure 3(a), our data selection process involves three main steps to ensure the quality and relevance of the data. First, we perform deduplication using the SimCSE bge model to embed the prompts, followed by the HNSW clustering algorithm to group these embeddings. From each cluster, we extract a small amount of data to reduce redundancy. Second, we conduct quality filtering using the BaiChuan 13b model to score the data and filter out low-quality entries, thereby enhancing the overall data quality. Finally, we perform classification. We utilize 60,000 internally labeled classification data points from BaiChuan to fine-tune (SFT) a BaiChuan 13b [37] model, resulting in a classification model that we then use to categorize the prompts into commonly

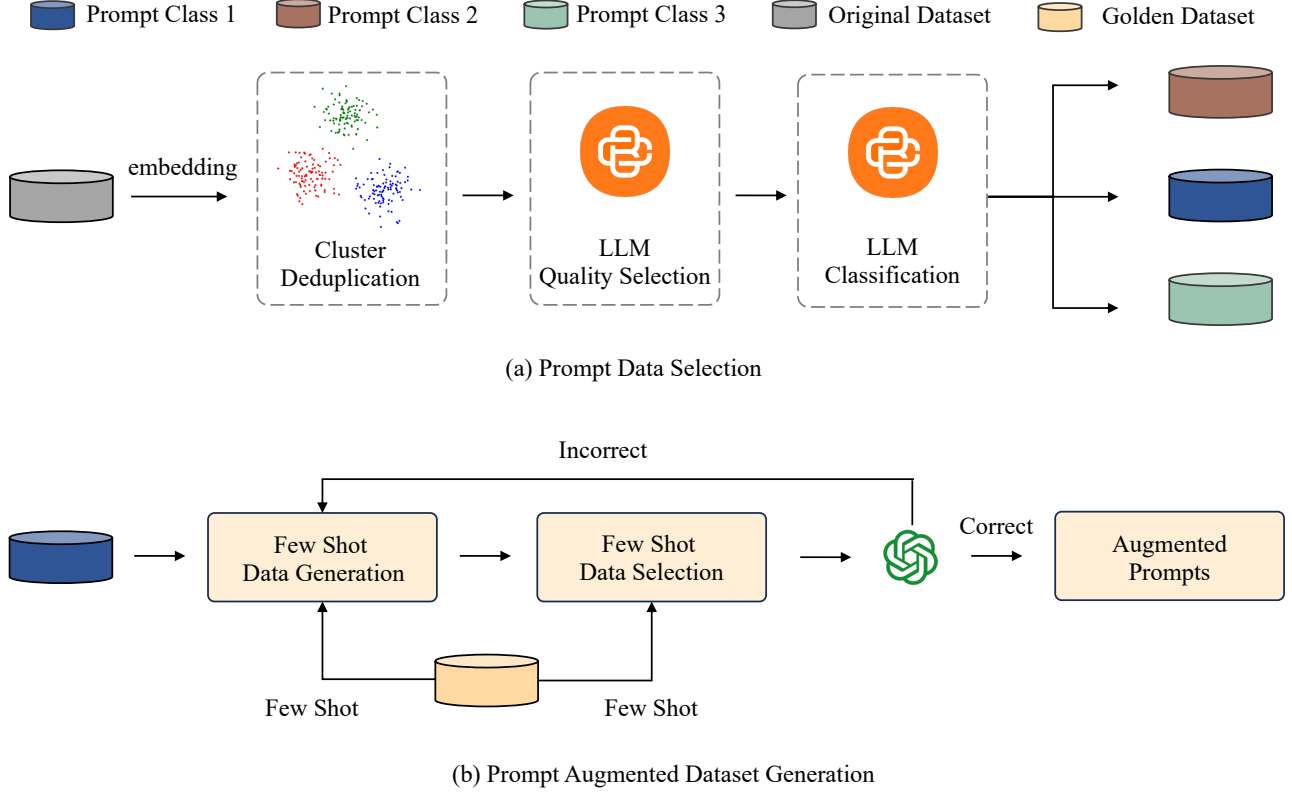


Figure 3: Pipeline for selecting prompt data and generating complementary prompt data.

used categories such as Q&A and coding. This series of steps ensures the diversity, quality, and accurate classification of the data.

3.2 Prompts Augmentation Dataset

To generate a high-quality prompt complementary dataset, we designed an automated data generation pipeline based on Few-Shot Learning. The algorithm mainly consists of two phases: data generation and data selection with regeneration. We use a set of golden data $D_{\text{golden}} = \{(p_i, a_i)\}_{i=1}^N$, containing 4 to 5 pairs of few-shot examples for each category from BaiChuan. Then, we utilize the prompt dataset P from Section 3.1 to generate high-quality (prompt, complementary prompt) pairs.

Data Generation. For each prompt $p_j \in P$ in every category, we utilize the Few-Shot Learning method based on the prompt in Figure 4 to generate a corresponding complementary prompt a_j based on the golden data D_{golden} . The generated prompt-complementary prompt pair (p_j, a_j) is then added to $D_{\text{generated}}$.

Data Selection and Regeneration. We observed that not all the generated complementary prompt data are of high quality or useful for the original prompt. To address this issue, we proposed a data selection and regeneration pipeline for high-quality complementary prompts.

For each generated prompt-answer pair $(p_j, a_j) \in D_{\text{generated}}$, we use Few-Shot Learning based on the prompt in Figure 5 to evaluate its correctness. If the evaluation result is incorrect, we remove the pair and use Few-Shot Learning in the data generation phase to regenerate the answer until the correct answer is generated. Finally, we add the correct prompt-answer pair back to $D_{\text{generated}}$.

Through this data selection and regeneration process, we can automatically generate a prompt complementary dataset while ensuring data quality. This process provides reliable data support for subsequent model training. To better summarize the contents of this section, we translated the data selection process into an algorithm and a pipeline. The data generation pipeline is summarized in Figure 3(b) and Algorithm 1.

3.3 Prompt Complementary Dataset

In this section, we provide a detailed analysis of the generated prompt-complementary dataset. The prompt-complementary dataset consists of approximately 9,000 high-quality (prompt, complementary prompt) pairs. We summarize the dataset distribution in Figure 7. From Figure 7, it is evident that the data are categorized into 14 categories, with each category containing about 500 data points. This broad coverage across various prompt cases demonstrates the dataset’s exceptional generalization ability. Additionally, there is a substantial amount of Coding and Q&A data. Given that

Algorithm 1: Prompt Augmentation Dataset Generation

Input: Golden Data $D_{\text{golden}} = \{(p_i, a_i)\}_{i=1}^N$, Prompt Set $P = \{p_j\}_{j=1}^M$

Output: Generated Data $D_{\text{generated}}$

```

1  $D_{\text{generated}} \leftarrow \emptyset$ ;
2 for each  $p_j \in P$  do
3    $a_j \leftarrow \text{FewShotGenerate}(p_j, D_{\text{golden}})$ ;
4    $D_{\text{generated}} \leftarrow D_{\text{generated}} \cup \{(p_j, a_j)\}$ ;
5 for each  $(p_j, a_j) \in D_{\text{generated}}$  do
6   if not  $\text{IsCorrectPair}(p_j, a_j, D_{\text{golden}})$  then
7      $D_{\text{generated}} \leftarrow (D_{\text{generated}} - \{(p_j, a_j)\})$ ;
8     while not  $\text{IsCorrectPair}(p_j, a_j, D_{\text{golden}})$  do
9        $a_j \leftarrow \text{FewShotGenerate}(p_j, D_{\text{golden}})$ ;
10     $D_{\text{generated}} \leftarrow D_{\text{generated}} \cup \{(p_j, a_j)\}$ ;
11 Function  $\text{FewShotGenerate}(p, D_{\text{golden}})$ :
    Input: Prompt  $p$ , Golden Data  $D_{\text{golden}}$ 
    Output: Generated Answer  $a$ 
12    $a \leftarrow \text{FewShot Learning with } D_{\text{golden}}$ ;
13   return  $a$ ;
14 Function  $\text{IsCorrectPair}(p, a, D_{\text{golden}})$ :
    Input: Prompt  $p$ , Answer  $a$ , Golden Data  $D_{\text{golden}}$ 
    Output: Boolean  $\text{isCorrect}$ 
15    $\text{isCorrect} \leftarrow \text{FewShot Eval with } D_{\text{golden}}$ ;
16   return  $\text{isCorrect}$ ;

```

Background

You are a master of complementary prompts, skilled only in enhancing user prompt and unable to respond to it.
Please Note:

1. You can only supplement user prompt, cannot directly answer it.
 2. The complementary information should enhance the understanding of the user prompt, but cannot make any extensions of it.
 3. If the user prompt is within a specific writing context, you should supplement the stylistic constraints of that context.
 4. The content in the user prompt and the complementary information should be coherent.
 5. You should supplement the user prompt to cater human preferences.^{\n6.}
- Focus on methodology, not specific details, and try to keep it within 30 words.^{\n\n\n}

Examples

The user's actual question^{\n\n}<User prompt>^{\n}PROMPT_PLACEHOLDER^{\n}<Complementary information>

Figure 4: Complementary Dataset Generation Prompt

Coding and Q&A are among the most commonly used functions, this distribution is reasonable and emphasizes the most critical functionalities.

Despite these advantages in data distribution, our automatic complementary prompt data generation process described in Section 3.2 allows us to control the categories of the generated data. This flexibility enables our method to cater to both general-purpose models and to generate specialized data to enhance prompt capabilities in specific domains.

Background

High-quality prompt engineering can significantly improve the application potential and answer quality of ChatGPT. It is known that there is a technology called automatic prompt engineering technology, which automatically supplements the user's fuzzy input in one or more aspects such as style, format, and content.

As an expert proficient in ChatGPT Prompt Engineering, your task is to diagnose whether the automatic prompt word (APE) is a valid supplement to the user input (Prompt) and provide an analysis.

Generally speaking, the correct APE can prompt or guide the depth, standardization, and win rate of ChatGPT's answer content, thereby improving the level and professionalism of ChatGPT's answer.

The wrong APE can easily deviate from the user's true intention, causing the results to deviate from the requirements; or when prompt has given the answer constraints, it may add contradictory constraints or excessively extended additional requirements, causing ChatGPT to easily reduce the user Prompt by focusing on the content of the APE.

Workflow

Please analyze and judge the APE and, then modify the incorrect APE. Here are 3 steps for this task, you must do it step by step:

1. Analyze APE based on the APE standards
2. Determine whether APE is correct.
3. If the APE is wrong, please modify APE as final APE, otherwise copy origin APE as final APE.

The criteria for incorrect APE are:

1. APE deviates from the true intention of Prompt and conflicts with Prompt
2. APE provides too much superfluous additions to complex Prompt.
3. APE directly answers Prompt instead of supplementing Prompt.
4. APE makes excessive demands on Prompt.
5. The language of ape is consistent with that of user prompt.

Examples

Output format
The output is required to be in json format: `{ "Reason": str, "Is_correct": str, "FinalAPE": str }`. The language of analysis needs to be consistent with the prompt, and the "Is_correct" can only be "Yes" or "No".

Task

According to the above requirements, complete the following task

<Prompt>: {prompt} \n <APE>: {ape} \n <Output>:

Figure 5: Data Selection and Regeneration Prompt

3.4 Automatic Prompt Complementary Plug-and-Play System PAS

In this section, we first use the generated prompt-complementary dataset in section 3.2 to fine-tune LLMs for prompt-complementary tasks. Given the flexibility of LLMs as automatic prompt-complementary tools that can be integrated into other generative LLMs, these prompt-complementary models can serve as an automatic, plug-and-play system to enhance LLM performance.

Fine-tune LLMs for Prompt Complementary Models. By utilizing the high-quality generated dataset $D_{\text{generated}}$ in section 3.2, we can automatically fine-tune LLMs to have a prompt complementary ability. We use M_p to denote an automatically prompt complementary model, and M to denote an LLM, which can be written as the following mathematic formula:

$$M_p \leftarrow \text{SFT}(M; D_{\text{generated}})$$

We call this M_e model PAS, a prompt complementary model with can serve as an automatic, plug-and-play system to enhance LLM performance.

PAS Enhances LLMs Performance. For a prompt p from the user, the complementary prompt p_c can be generated using the following formula:

$$p_c = M_p(p)$$

The enhanced response r_e is then given by:

$$r_e = \text{LLMs}(\text{cat}(p, p_c))$$

By generating a complementary prompt, the PAS can improve the user's prompt without altering the original input. As demonstrated in Section 4, PAS effectively enhances the performance of LLMs.

Plug-and-Play LLMs Promoting System. PAS can be plugged into any other LLMs available via public APIs [22] and can also be integrated into models with open parameters [3, 31]. This flexibility allows for a wide range of applications and improvements across different platforms and systems.

The primary advantage of such a system is its ability to seamlessly enhance the capabilities of existing LLMs without the need for extensive retraining or modification. By simply augmenting

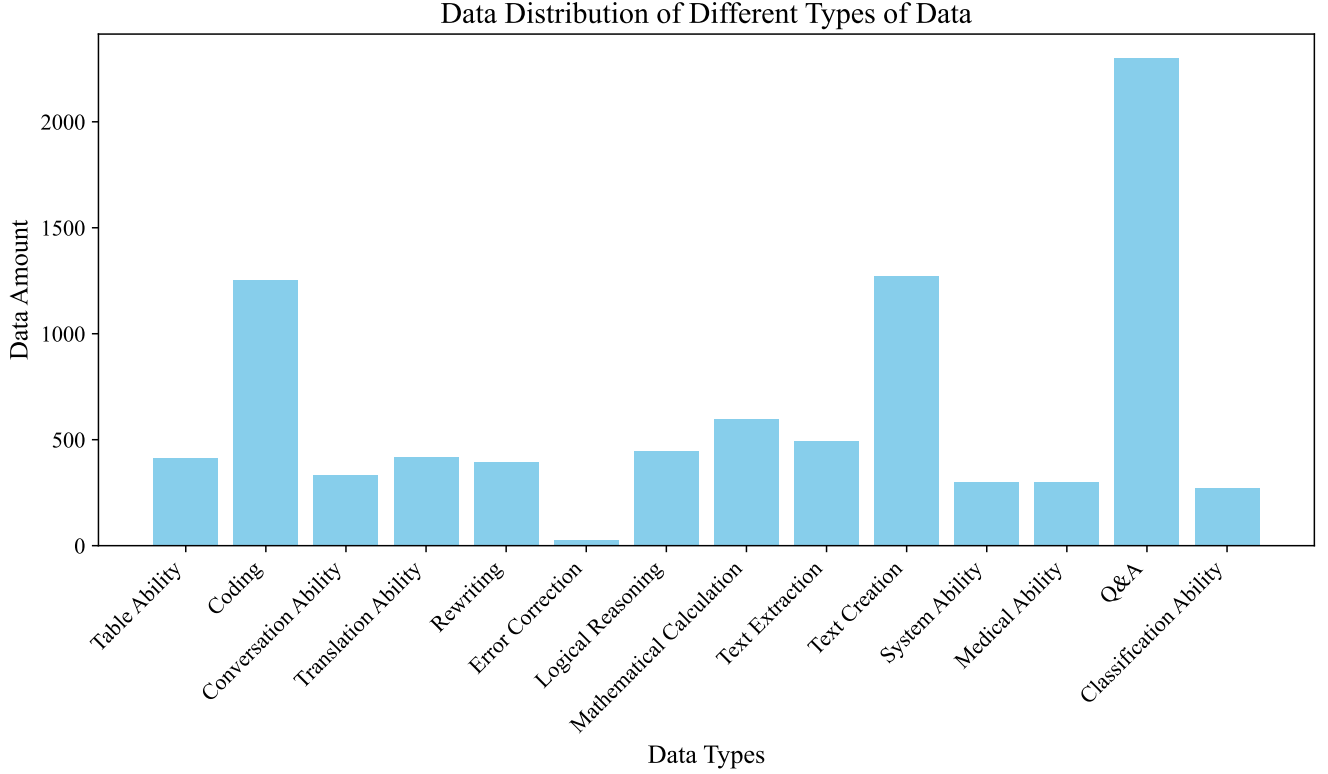


Figure 6: Prompt Complementary Dataset Distribution

the input prompts, PAS leverages the strengths of the underlying models while providing a mechanism to improve their performance. This approach is both cost-effective and efficient, enabling better utilization of computational resources and accelerating the deployment of enhanced language models in various applications.

4 EXPERIMENTS

In this section, we first introduce the experimental setups. We then aim to answer the following questions to verify the effectiveness, efficiency, and robustness of our proposed KeyframeLLM: **Q1**: Can our PAS achieve SoTA performance compared to previous SoTA methods? **Q2**: Can our PAS outperform the previous SoTA model with the same base model? **Q3**: How efficient and flexible is our model compared to previous APE models? **Q4**: Can PAS achieve SoTA performance in human evaluation, making it a user friendly system? **Q5**: Can we visualize the advantages of our method? **Q6**: Do we need data quality selection and regenerate module in our data generation pipeline?

4.1 Experiments Setting

Datasets. We followed the steps in section 3 and generated a dataset of 9000 high-quality pairs (prompt, complementary prompt).

Models. For PAS models, we select several smaller models to efficiently train a PAS model. We select Qwen2-7b-Chat [3], LLaMA-2-7b-instruct [31]. Then we utilize our trained PAS models to

some massive SoTA models, i.e. GPT-4-turbo-2024-04-09, GPT-4-1106-preview, GPT-4-0613, GPT-3.5-turbo-1106 [22], Qwen2-72B-Chat [3], and LLaMA-3-70b-instruct [19, 31].

Baselines. We compare the performance of PAS with models without PAS. Additionally, we compare the performance of PAS with the previous SoTA automatic prompt engineering method BPO [8] to demonstrate the effectiveness of PAS.

Evaluation. To evaluate the effectiveness of our PAS model, we used three comprehensive benchmarks to thoroughly assess the model’s performance:

- **Arena-hard:** This benchmark is designed to test the robustness of language models in handling complex and challenging scenarios. It includes tasks that require advanced reasoning, problem-solving, and understanding of nuanced language constructs. Models are evaluated based on their ability to navigate these hard scenarios and provide accurate, coherent responses.
- **Alpaca-Eval 2.0:** This benchmark assesses the general performance of language models across a wide range of standard tasks. It includes a variety of question types and subject areas, ensuring a comprehensive evaluation of the model’s capabilities. The Alpaca-Eval 2.0 is a standard for measuring the overall effectiveness and versatility of language models.

- **Alpaca-Eval 2.0 (LC):** This is a variation of the Alpaca-Eval 2.0 benchmark, specifically focusing on language comprehension (LC). It includes tasks that test the model’s ability to understand and interpret complex language inputs accurately. This benchmark is crucial for evaluating the depth of language understanding and the precision of responses generated by the model.

Settings. For Qwen2-7B-Chat [3], LLaMA-2-7B-Instruct [31], Qwen2-72B-Chat [3], LLaMA-2-7B-Instruct [31], and LLaMA-3-70B-Instruct [19, 31], we primarily use the hyperparameters from the official repositories. For the GPT model series, we access the models via API. All experiments are conducted on a machine equipped with 8 NVIDIA H100 GPUs, a 120-core CPU, and 960GB of memory.

4.2 Main Experiments

To address Q1, we used Qwen2-7B-Chat as the base model due to its outstanding performance. We subsequently used the prompt complementary data to train a PAS model and compared it to both the baseline model without the APE model and the previous state-of-the-art (SoTA) APE model, BPO [8]. We integrated our model into multiple commonly used LLMs, including GPT-4-turbo-2024-04-09, GPT-4-1106-preview, GPT-4-0613, GPT-3.5-turbo-1106 [22], Qwen2-72B-Chat [3], and LLaMA-3-70b-instruct [19, 31].

The results in Table 1 clearly illustrate the effectiveness of our PAS method across different models. Compared to the baseline without using APE, PAS shows significant improvements in all metrics, resulting in an average improvement of 8 points, demonstrating the benefits of incorporating prompt complementary data. For instance, in the case of GPT-4-0613, PAS improves the average score by 11.46 points compared to the baseline, highlighting its substantial impact.

Moreover, when compared to the previous state-of-the-art model BPO, our model significantly outperforms it, resulting in an average improvement of 6.09 points. Each model achieves more than a 4-point average improvement across all six base models compared to BPO, with a notable increase of 9.13 points for Qwen2-72B-Chat, indicating a substantial improvement.

BPO is unstable and performs worse than the baseline in some cases, such as GPT-3.5-turbo-1106 and Qwen2-72B-Chat, indicating that the previous SoTA model cannot consistently outperform the baseline. Considering our model exceeds the baseline by 8.00 points and BPO by 6.09 points, it further demonstrates the effectiveness and robustness of our PAS model.

Overall, our PAS method not only outperforms the baseline but also consistently surpasses the previous SoTA model BPO, establishing its robustness and effectiveness as a fine-tuning strategy for enhancing prompt-based learning systems. This consistent performance across various LLMs underscores the robustness of PAS and its potential to set new benchmarks in the field.

4.3 Effectiveness of PAS

To address Q2, we fix the base model and compare our PAS method with the previous BPO [8]. We use LLaMA-2-7b-instruct, the same base model as BPO, and utilize the generated complementary prompt data to fine-tune LLaMA-2-7b-instruct. We compare our model performance with BPO.

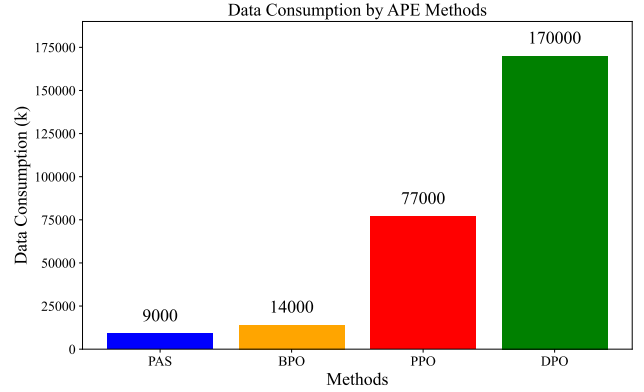


Figure 7: Efficiency of PAS Compared to Other Methods

The results in Table 1 clearly demonstrate the effectiveness of our PAS method across different models. Notably, PAS exhibits a marked improvement in performance metrics compared to BPO, exceeding the baseline by 3.41 points on average. This is particularly evident in models like GPT-4-0613, where the average score improvement is as high as 5.89 points. Even in cases where the improvement is smaller, such as Llama3-70b-instruct, PAS still manages to outperform BPO, indicating its robustness and consistency.

Overall, our PAS method consistently improves model performance across various evaluation models and settings, establishing its effectiveness and robustness as a fine-tuning strategy for enhancing prompt-based learning systems.

4.4 Efficiency and Flexibility of PAS

To address Q3, we compare the data usage and flexibility of PAS with several SoTA models. This comparison highlights the efficiency and versatility of PAS.

4.4.1 Data Usage Comparison. Figure 7 illustrates the data consumption of PAS compared to other methods, including PPO, DPO, and BPO. The data consumption for each method is as follows:

- PAS: 9,000k
- BPO: 14,000k
- PPO: 77,000k
- DPO: 170,000k

As shown in the figure, PAS significantly reduces data consumption compared to other methods, demonstrating its efficiency in data usage. It is important to note that ProTeGi and OPRO are not task-agnostic, so they are not included in the data efficiency comparison.

We then calculated the efficiency of PAS using the formula:

$$\text{Efficiency} = \frac{\text{Consumption}_{\text{Methods}}}{\text{Consumption}_{\text{PAS}}}$$

Based on this formula, PAS achieves an efficiency that is 1.56 times higher than BPO, 8.56 times higher than PPO, and 18.89 times higher than DPO, highlighting its superior data efficiency.

4.4.2 Flexibility Comparison. Table 3 compares the need for human labor and the flexibility of PAS with other models, specifically in

Table 1: Comparison of PAS, BPO and not using APE (baseline). We can see PAS significantly outperform the baseline with an average improvement of 8 points. Additionally, when compared to the previous state-of-the-art model, BPO, our model still exceeds it by an average of 5.82 points.

Main Model	APE-model	Arena-hard	Alpaca-Eval 2.0	Alpaca-Eval 2.0 (LC)	Average
GPT-4-turbo-2024-04-09	None	76.6	46.12	55.02	59.25
GPT-4-1106-preview	None	74.8	50	50	58.27
GPT-4-0613	None	37.9	15.8	30.2	27.97
GPT-3.5-turbo-1106	None	18.9	9.2	19.3	15.8
Qwen2-72B-Chat	None	48.1	31.7	39.24	39.68
LLaMA-3-70b-instruct	None	41.1	33.18	34.42	36.23
Average	None	49.57	31.0	38.03	39.53
GPT-4-turbo-2024-04-09	BPO	76.60	54.65	55.28	62.18
GPT-4-1106-preview	BPO	74.60	55.19	52.91	60.90
GPT-4-0613	BPO	38.60	19.61	34.08	30.76
GPT-3.5-turbo-1106	BPO	15.90	10.25	20.29	15.48
Qwen2-72b-Chat	BPO	44.40	31.25	39.02	38.22
LLaMA-3-70b-instruct	BPO	45.20	38.92	39.24	41.12
Average	BPO	49.22	34.98	40.14	41.44
GPT-4-turbo-2024-04-09	PAS (PAS-None)	76.9	65.31	56.54	66.62 (+7.37)
GPT-4-1106-preview	PAS (PAS-None)	78.8	65.92	53.63	66.12 (+7.85)
GPT-4-0613	PAS (PAS-None)	43.9	34.06	40.33	39.43 (+11.46)
GPT-3.5-turbo-1106	PAS (PAS-None)	22.1	15.82	23.31	20.41 (+4.61)
Qwen2-72B-Chat	PAS (PAS-None)	52.2	45.53	44.31	47.35 (+7.67)
LLaMA-3-70b-instruct	PAS (PAS-None)	50.3	45.01	40.52	45.28 (+9.05)
Average	PAS (PAS-None)	54.03	45.37	43.20	47.53 (+8.00)
GPT-4-turbo-2024-04-09	PAS (PAS-BPO)	76.9	65.31	56.54	66.62 (+4.44)
GPT-4-1106-preview	PAS (PAS-BPO)	78.8	65.92	53.63	66.12 (+5.22)
GPT-4-0613	PAS (PAS-BPO)	43.9	34.06	40.33	39.43 (+8.67)
GPT-3.5-turbo-1106	PAS (PAS-BPO)	22.1	15.82	23.31	20.41 (+4.93)
Qwen2-72B-Chat	PAS (PAS-BPO)	52.2	45.53	44.31	47.35 (+9.13)
LLaMA-3-70b-instruct	PAS (PAS-BPO)	50.3	45.01	40.52	45.28 (+4.16)
Average	PAS (PAS-BPO)	54.03	45.37	43.20	47.53 (+6.09)

terms of being LLM-agnostic and task-agnostic. The table shows that PAS is both LLM-agnostic and task-agnostic, demonstrating its superior flexibility.

4.4.3 Summary. The results indicate that PAS is the only method satisfying all three criteria: no need for human labor, LLM-agnostic, and task-agnostic. This underscores PAS’s superior flexibility and efficiency as a plug-and-play system. Unlike other methods that require significant human intervention and have limitations in applicability across different LLMs and tasks, PAS provides a highly versatile and efficient solution.

In contrast, methods like PPO, DPO, OPRO, and ProTeGi require human labor and lack LLM-agnostic capabilities. Although BPO is both LLM-agnostic and task-agnostic, it still requires human labor, necessitating large human-annotated datasets, whereas PAS can scale up automatically. This highlights PAS’s significant advancements in providing an efficient, flexible, and human-labor-free prompt augmentation system.

4.5 Human Evaluation

To address **Q4**, we conducted a comprehensive evaluation using human evaluators to assess the online performance of our PAS compared to the baseline model without any prompt augmentation. We compared the grade score benchmark (GSB), availability proportion, full mark proportion, and average score.

From Figure 1, we can see that PAS outperforms the baseline model in various scenarios. Specifically, the results show a higher percentage of wins across different categories such as Analytical Judgment, Subjective Suggestion, Subjective Recommendation, Common Sense, Event Query, Entity Query, Industry Knowledge, and Subject Knowledge. For example, PAS achieves 58.6% wins in Analytical Judgment, 64.3% in Subjective Suggestion, and 61.1% in Common Sense, demonstrating its effectiveness in enhancing performance compared to the baseline without PAS.

As shown in Table 4, our PAS consistently outperforms the baseline, achieving significant improvements in the full mark ratio, average score, and availability ratio. These enhancements across

Table 2: Comparison of PAS and BPO using the same base model, LLaMA-2-7b-instruct, shows that PAS significantly outperforms the BPO model across all LLMs.

Main Model	Method	Arena-hard	Alpaca-Eval 2.0	Alpaca-Eval 2.0 (LC)	Average
GPT-4-turbo-2024-04-09	BPO	76.60	54.65	55.28	62.18
GPT-4-1106-preview	BPO	74.60	55.19	52.91	60.90
GPT-4-0613	BPO	38.60	19.61	34.08	30.76
GPT-3.5-turbo-1106	BPO	15.90	10.25	20.29	15.48
Qwen2-72b-Chat	BPO	44.40	31.25	39.02	38.22
LLaMA-3-70b-instruct	BPO	45.20	38.92	39.24	41.12
Average	BPO	49.22	34.98	40.14	41.44
GPT-4-turbo-2024-04-09	PAS	73.54	62.58	54.03	63.38 (+1.20)
GPT-4-1106-preview	PAS	75.52	64.06	53.07	64.22 (+3.32)
GPT-4-0613	PAS	40.13	33.11	36.70	36.65 (+5.89)
GPT-3.5-turbo-1106	PAS	18.02	16.18	23.67	19.29 (+3.81)
Qwen2-72b-Chat	PAS	47.91	40.59	39.99	42.83 (+4.61)
LLaMA-3-70b-instruct	PAS	46.30	43.17	38.77	42.74 (+1.62)
Average	PAS	50.24	43.28	41.04	44.85 (+3.41)

Table 3: Comparison of the Need for Human Labor and Flexibility of PAS as a Plug-and-Play System

Method	No Human Labor	LLM-Agnostic	Task-Agnostic
PPO [24]	✗	✗	✓
DPO [28]	✗	✗	✓
OPRO [38]	✗	✗	✗
ProTeGi [26]	✗	✗	✗
BPO [8]	✗	✓	✓
PAS	✓	✓	✓

all three evaluation metrics in every benchmark demonstrate the effectiveness of our model. The results indicate not only strong performance on evaluation benchmarks but also positive feedback from human evaluators, showcasing a user-friendly model.

Furthermore, the consistent performance enhancements across all benchmarks highlight the generalization ability and robustness of our model, suggesting its applicability in various domains and its broad impact.

4.6 Case Study

To address Q5, this section discusses three different types of case studies that demonstrate the effectiveness of the PAS.

Case Study 1. We examine the effectiveness of PAS in the case study presented in Figure 1. The query, "If there are 10 birds on a tree and one is shot dead, how many birds are on the ground?", is a logic trap that can easily mislead both humans and large models if no hints are given. Initially, without the assistance of PAS, GPT responded with an incorrect answer.

Our PAS approach significantly improves this prompt by providing a complementary hint to remind the model that there is a logic trap. With the assistance of PAS, the new response not only avoids the trap but also showcases a multi-step logical reasoning process.

This refined answer is clear, accurate, and guides the user through the reasoning process, explaining why only one bird would be on the ground.

From Case Study 1, we can see that PAS is capable of assisting LLMs in avoiding logic traps.

Case Study 2. From case study 2 in Figure 8(a), we can see the user asked about how to quickly boil water in ancient times. However, without the assistance of PAS, the answer from LLM faces the following issues:

- **Instruct Following Issue:** The question pertained to boiling water quickly, yet the responses did not adhere to the "quickly" criterion.
- **Incorrect Response:** From the red text, it is evident that using solar energy cannot boil water quickly.
- **Incomplete Explanation:** From the green text, the use of fire is mentioned, but the methods to control the fire for quick boiling are not explained.
- **Incorrect Response:** From the red text, it is evident that using hot stones cannot boil water quickly either.
- **Logical Flaw:** From the blue text, if steam is used, the water is already boiling. Although steam has a high temperature, it cools quickly when it encounters a container, thus it cannot boil water quickly either.
- **Lack of Specific Measures:** Fire is the only method suggested for quick heating, but without specific measures, its value is limited.

With the assistance of PAS, we can see in Figure 8(b) that the LLM provides a correct response, effectively avoiding these issues. The improved response follows the "quickly" criterion, accurately excludes ineffective methods such as solar energy and hot stones, and provides a comprehensive explanation of how to control fire to quickly boil water. This demonstrates the effectiveness of PAS in guiding LLMs to deliver precise and relevant answers.

Table 4: Performance Comparison of PAS vs. Non-PAS on Human Evaluation Benchmarks. The PAS consistently outperforms the non-PAS approach across various metrics.

Benchmarks	Full Mark Proportion	Average Score	Availability Proportion	Full Mark Proportion (PAS)	Average Score (PAS)	Availability Proportion (PAS)
Analysis and Judgment	24.14%	3.84	91.38%	43.10% (+18.96)	4.21 (+0.37)	94.83% (+3.45)
Subjective Advice	35.71%	3.71	85.71%	42.86% (+7.15)	3.93 (+0.22)	85.71% (+0.00)
Subjective Recommendation	0.00%	2.4	60.00%	0.00% (+0.00)	2.8 (+0.40)	80.00% (+20.00)
Common Sense	5.56%	3.25	77.78%	27.78% (+22.22)	3.72 (+0.47)	80.56% (+2.78)
Event Query	20.00%	3.3	60.00%	30.00% (+10.00)	3.6 (+0.30)	70.00% (+10.00)
Entity Query	7.32%	3.15	68.29%	9.76% (+2.44)	3.34 (+0.19)	75.61% (+7.32)
Industry Knowledge	20.69%	3.49	78.16%	40.23% (+19.54)	3.78 (+0.29)	79.31% (+1.15)
Academic Knowledge	18.52%	3.35	77.78%	29.63% (+11.11)	3.76 (+0.41)	83.33% (+5.55)
Average	16.49%	3.35	77.78%	27.92% (+11.43)	3.76 (+0.41)	83.33% (+5.55)

User: How to Boil Water Quickly in Ancient Times

In ancient times, people lacked modern appliances such as electric kettles, but they still had methods to boil water quickly. Here are some techniques that might have been used:

1. **Using Solar Energy:** On sunny days, people could place water in an open container and set it under the sun. **The sunlight would heat the water in the container, causing it to boil quickly.**
2. **Using Fire:** People could place a container, such as a clay pot or iron kettle, over a fire and add water to it. **By adjusting the size of the fire, they could control the heating speed.**
3. **Using Hot Stones:** In some regions, people would heat stones in a fire and then place the hot stones into water. **The stones would rapidly transfer heat to the water, causing it to boil.**
4. **Using Steam:** In certain areas, people used steam to heat water. For example, they could fill a large container with water and place a smaller container above it. **When the water in the large container boiled, the steam produced would rise and enter the smaller container, heating the water inside.**

Although these methods were not as convenient as modern electric kettles, they were sufficient to meet people's needs in ancient times.

(a) Response Without PAS

User: How to Boil Water Quickly in Ancient Times

PAS: Exploring ancient techniques for boiling water quickly using primitive heating methods such as fires and stoves, the effect of containers of different materials on heating efficiency can be appropriately discussed.

Choosing the Right Fuel: Ancient people typically used wood, dry grass, and straw as fuel. To quickly boil water, they could choose easily flammable, long-burning wood such as pine or oak. Additionally, cutting the fuel into small pieces or chips could increase the surface area exposed to air, making it easier to burn.

Building an Efficient Fire: To fully utilize the heat from the fire, they could build an efficient fire. Stacking the fuel in a conical or pyramid shape with spaces in between for air circulation can help. Surrounding the fire with stones or earth can create a simple stove, which helps retain heat and reduce heat loss.

Using Suitable Containers: In ancient times, people typically used pottery, copper, or iron containers to boil water. These materials have different thermal conductivity, which affects heating efficiency. Generally, copper and iron containers have better thermal conductivity, allowing heat to be transferred to the water more quickly. While pottery has poorer thermal conductivity, it has better insulation properties, helping keep water warm for a longer period after boiling.

Preheating the Container: Before pouring water into the container, they could preheat it by placing it near the fire for a while. This reduces the temperature difference between the water and the container, improving heating efficiency.

Continuous Stirring: Stirring the water occasionally during the boiling process helps achieve even temperature distribution. This can speed up the heating process and prevent localized overheating, which could cause the water to splash when boiling.

Utilizing Wind and Sunlight: When conditions allow, wind and sunlight can assist in heating. For example, building a fire in a windy area can help fuel burn faster; on sunny days, placing the water-filled container in direct sunlight can use solar energy to aid in heating. These methods, utilizing basic fire-building techniques and choosing appropriate materials, could help ancient people boil water more quickly despite their limited resources.

(b) Response With PAS

Figure 8: Case Study 2: Red text indicates the response is incorrect. Green text stands for inexplicit sentences. Blue text denotes the no sense sentences. Purple text is the complementary prompt generated bu PAS.

Case Study 3. From Figure 9, we can see that the user inquired about whether blood pressure increases or decreases when the body loses blood. Typically, a user asking this question is looking for more information about blood pressure changes during blood loss and what actions to take in such a situation. However, as shown in Figure 9(a), the initial response is superficial and, despite being correct, lacks detailed information, which often prompts further questions from the user. In contrast, Figure 9(b) demonstrates that with PAS, a comprehensive and detailed analysis is provided from a physiological and medical perspective on the changes in blood pressure. This approach not only satisfies the immediate query

but also equips the user with a thorough understanding, potentially reducing the need for follow-up questions. By delivering such detailed and insightful responses, PAS proves its effectiveness in enhancing user experience and satisfaction in information-seeking scenarios.

From Case Study 3, we can see that PAS can provide more comprehensive answers that consider the user's potential needs, rather than incomplete ones.

To summarize, the benefits of our PAS method are as follows:

User: Does blood pressure increase or decrease when the body loses blood?

Response: When the body loses blood, blood pressure usually decreases. This is because blood loss leads to a reduction in blood volume, which in turn decreases the pressure of the blood against the vessel walls, resulting in lower blood pressure. If the blood loss is severe, it can lead to shock and even become life-threatening.

Comment:

In terms of content richness, the compensatory mechanisms have not been sufficiently elaborated upon. Additionally, the analysis is not comprehensive. Initially, when blood loss is minimal, compensatory mechanisms may maintain a stable state.

(a) Response Without PAS

User: Does blood pressure increase or decrease when the body loses blood?

PAS: Please provide a detailed analysis from a physiological and medical perspective on the changes in blood pressure when the body loses blood, explaining the related mechanisms and influencing factors. The response should be well-organized and easy to understand.

Response: When the body loses blood, the change in blood pressure depends on the severity and speed of the blood loss. In cases of mild or slow blood loss, the body can maintain stable blood pressure through a series of compensatory mechanisms. However, in cases of severe or rapid blood loss, these compensatory mechanisms may not fully function, leading to a drop in blood pressure.

When blood loss occurs, circulating blood volume decreases, and the pressure of the blood against the vessel walls lowers, resulting in a decrease in blood pressure. To maintain stable blood pressure, the body initiates the following compensatory mechanisms:

1. Increased Heart Rate: During blood loss, the heart receives signals from baroreceptors and chemoreceptors to increase the heart rate, compensating for the reduced circulating blood volume.

2. Vasoconstriction: The sympathetic nervous system is activated, causing blood vessels to constrict, which increases the pressure within the vessels and helps maintain blood pressure.

3. Blood Redistribution: The body redirects blood from non-essential organs (such as the skin and internal organs) to essential organs (such as the brain and heart) to ensure an adequate blood supply to these critical areas.

However, if the blood loss is too extensive or occurs too quickly, these compensatory mechanisms may not be sufficient, leading to a sustained drop in blood pressure. In such cases, shock symptoms may appear, such as confusion, pale skin, and cold sweat. Without timely treatment, this can lead to organ damage or even death.

Therefore, for patients experiencing blood loss, it is crucial to promptly replenish blood volume, control the source of bleeding, and support the function of vital organs. During treatment, doctors will develop an appropriate treatment plan based on the patient's specific condition to quickly restore stable blood pressure and improve the patient's prognosis.

(b) Response With PAS

Figure 9: Case Study 3: **Red text** is the human comments. **Purple text** is the complementary prompt generated by PAS.

- **Enhanced Context Understanding:** PAS breaks down the query into comprehensible parts, ensuring each component is addressed logically and contextually, as demonstrated in Case Study 1 where PAS helped identify and avoid a logic trap.
- **Improved Response Relevance:** By complementing and focusing on the query's intent, PAS minimizes irrelevant or nonsensical responses, thus enhancing the relevance and usefulness of the output, as shown in Case Study 2 where PAS provided a correct and relevant response to quickly boiling water.
- **Comprehensive and Clear Responses:** The method promotes detailed explanations, ensuring that the response is not only correct but also easy to understand and logically sound, as illustrated in Case Study 3 where PAS provided a thorough analysis of blood pressure changes.
- **Reduction of Ambiguity:** PAS clarifies ambiguities by explicitly stating assumptions and focusing on key elements, thereby providing more accurate and reliable answers, which is evident in all three case studies.

These case studies demonstrate that Automatic Prompt Engineering can significantly elevate the quality of AI interactions, making responses more contextually appropriate, logically consistent, and user-friendly.

4.7 Ablation Study

To address Q6, in this section, following Section 4.2, we first train a PAS model and conduct an ablation study by systematically replacing the data selection and data regeneration modules. Subsequently, we train another PAS model solely based on the data selection module. We compare the performance of these two models and summarize the results in Table 5.

From Table 5, it is evident that **excluding** the combined data selection and regeneration module leads to a significant decline in our model's performance across all metrics. On average, our model's performance decreased by 3.8 points, which is a notable reduction. Specifically, there was a decrease of 6.63 points in the GPT-4-1106-preview benchmark. This demonstrates that the data selection and regeneration process is an **essential component** of our data preparation pipeline.

Overall, the ablation study highlights the critical role of data selection and data regeneration in enhancing model performance. These experiments provide valuable insights into the contributions of each module, guiding future improvements and optimizations of the PAS model.

Table 5: Performance comparison between PAS models trained on a curated dataset and trained on a dataset without data selection.

Main Model	PAS-model	Arena-hard	Alpaca-Eval 2.0	Alpaca-Eval 2.0 (LC)	Average
GPT-4-turbo-2024-04-09	PAS	76.9	65.86	57.09	66.62
GPT-4-1106-preview	PAS	78.8	65.92	53.63	66.12
GPT-4-0613	PAS	43.9	34.06	40.33	39.43
GPT-3.5-turbo-1106	PAS	22.1	15.82	23.31	20.41
Qwen2-72B-Chat	PAS	52.2	45.53	44.31	47.35
LLaMA-3-70b-instruct	PAS	50.3	45.01	40.52	45.28
Average	PAS	54.03	45.37	43.20	47.53
GPT-4-turbo-2024-04-09	wo selection	75.0	57.97	49.52	60.83 (-5.79)
GPT-4-1106-preview	wo selection	72.2	57.91	48.37	59.49 (-6.63)
GPT-4-0613	wo selection	38.7	31.59	36.19	35.49 (-3.94)
GPT-3.5-turbo-1106	wo selection	20.0	15.88	22.86	19.58 (-0.83)
Qwen2-72B-Chat	wo selection	48.9	42.79	41.51	44.40 (-2.95)
LLaMA-3-70b-instruct	wo selection	46.0	43.24	38.56	42.60 (-2.68)
Average	wo selection	50.13	41.56	39.50	43.73 (-3.80)

5 CONCLUSION

In recent years, with the development of LLMs, prompt engineering has become increasingly important. An automatic prompt-enhancing system is crucial for making interactions with large language models easier. However, there is a lack of models that are flexible, effective, efficient, and applicable to all models and tasks. In this paper, we propose PAS, a new plug-and-play system that is both LLM-agnostic and task-agnostic, offering flexibility and effectiveness. PAS automatically enhances prompts by complementing them. Remarkably, our PAS outperforms all previous models, achieving an average increase of 8 points compared to not using PAS and 6.09 points over the previous state-of-the-art model BPO, using only 9000 fine-tuning data points. Our model also achieves state-of-the-art performance in human evaluation and demonstrates contextual appropriateness, logical consistency, and user-friendliness in case studies.

REFERENCES

- [1] Bessam Abdulrazak and A Helal. 2006. Enabling a Plug-and-play integration of smart environments. In *2006 2nd International Conference on Information & Communication Technologies*, Vol. 1. IEEE, 820–825.
- [2] Ismael Al Ridhawi, Safa Otoum, Moayad Aloqaily, and Azzedine Boukerche. 2020. Generalizing AI: Challenges and opportunities for plug and play AI solutions. *IEEE Network* 35, 1 (2020), 372–379.
- [3] Jinze Bai, Shuai Bai, Yunfei Chu, Zeyu Cui, Kai Dang, Xiaodong Deng, Yang Fan, Wenbin Ge, Yu Han, Fei Huang, Binyuan Hui, Luo Ji, Mei Li, Junyang Lin, Runji Lin, Dayiheng Liu, Gao Liu, Chengqiang Lu, Keming Lu, Jianxin Ma, Rui Men, Xingzhang Ren, Xuancheng Ren, Chuanqi Tan, Sinan Tan, Jianhong Tu, Peng Wang, Shijie Wang, Wei Wang, Shengguang Wu, Benfeng Xu, Jin Xu, An Yang, Hao Yang, Jian Yang, Shusheng Yang, Yang Yao, Bowen Yu, Hongyi Yuan, Zheng Yuan, Jianwei Zhang, Xingxuan Zhang, Yichang Zhang, Zhenru Zhang, Chang Zhou, Jingren Zhou, Xiaohuan Zhou, and Tianhang Zhu. 2023. Qwen Technical Report. *arXiv preprint arXiv:2309.16609* (2023).
- [4] Tianyi Bai, Hao Liang, Binwang Wan, Ling Yang, Bozhou Li, Yifan Wang, Bin Cui, Conghui He, Binhang Yuan, and Wentao Zhang. 2024. A Survey of Multimodal Large Language Model from A Data-centric Perspective. *arXiv preprint arXiv:2405.16640* (2024).
- [5] Maciej Besta, Nils Blach, Ales Kubicek, Robert Gerstenberger, Michal Podstawski, Lukas Gianinazzi, Joanna Gajda, Tomasz Lehmann, Hubert Niewiadomski, Piotr Nyczyk, et al. 2024. Graph of thoughts: Solving elaborate problems with large language models. In *Proceedings of the AAAI Conference on Artificial Intelligence*, Vol. 38. 17682–17690.
- [6] Lichang Chen, Shiyang Li, Jun Yan, Hai Wang, Kalpa Gunaratna, Vikas Yadav, Zheng Tang, Vijay Srinivasan, Tianyi Zhou, Heng Huang, et al. 2023. Alpagasus: Training a better alpaca with fewer data. *arXiv preprint arXiv:2307.08701* (2023).
- [7] Zui Chen, Lei Cao, and Sam Madden. 2023. Lingua manga: A generic large language model centric system for data curation. *arXiv preprint arXiv:2306.11702* (2023).
- [8] Jiale Cheng, Xiao Liu, Kehan Zheng, Pei Ke, Hongning Wang, Yuxiao Dong, Jie Tang, and Minlie Huang. 2023. Black-box prompt optimization: Aligning large language models without model training. *arXiv preprint arXiv:2311.04155* (2023).
- [9] Qianlong Du, Chengqing Zong, and Jiajun Zhang. 2023. Mods: Model-oriented data selection for instruction tuning. *arXiv preprint arXiv:2311.15653* (2023).
- [10] Raul Castro Fernandez, Aaron J Elmore, Michael J Franklin, Sanjay Krishnan, and Chenhao Tan. 2023. How large language models will disrupt data management. *Proceedings of the VLDB Endowment* 16, 11 (2023), 3302–3309.
- [11] Chrisantha Fernando, Dylan Banarse, Henryk Michalewski, Simon Osindero, and Tim Rocktäschel. 2023. Promptbreeder: Self-referential self-improvement via prompt evolution. *arXiv preprint arXiv:2309.16797* (2023).
- [12] Louie Giray. 2023. Prompt engineering with ChatGPT: a guide for academic writers. *Annals of biomedical engineering* 51, 12 (2023), 2629–2633.
- [13] Qingyan Guo, Rui Wang, Junliang Guo, Bei Li, Kaitao Song, Xu Tan, Guoqing Liu, Jiang Bian, and Yujiu Yang. 2023. Connecting large language models with evolutionary algorithms yields powerful prompt optimizers. *arXiv preprint*

- arXiv:2309.08532* (2023).
- [14] Pengcheng He, Xiaodong Liu, Jianfeng Gao, and Weizhu Chen. 2020. DEBERTA: DECODING-ENHANCED BERT WITH DISENTANGLED ATTENTION. In *International Conference on Learning Representations*.
 - [15] Takeshi Kojima, Shixiang Shane Gu, Machel Reid, Yutaka Matsuo, and Yusuke Iwasawa. 2022. Large language models are zero-shot reasoners. *Advances in neural information processing systems* 35 (2022), 22199–22213.
 - [16] Wei Liu, Weihao Zeng, Keqing He, Yong Jiang, and Junxian He. 2023. What Makes Good Data for Alignment? A Comprehensive Study of Automatic Data Selection in Instruction Tuning. In *The Twelfth International Conference on Learning Representations*.
 - [17] Keming Lu, Hongyi Yuan, Zheng Yuan, Runji Lin, Junyang Lin, Chuanqi Tan, Chang Zhou, and Jingren Zhou. 2023. #InsTag: Instruction Tagging for Analyzing Supervised Fine-tuning of Large Language Models. In *The Twelfth International Conference on Learning Representations*.
 - [18] Bertalan Meskó. 2023. Prompt engineering as an important emerging skill for medical professionals: tutorial. *Journal of medical Internet research* 25 (2023), e50638.
 - [19] meta llama. 2024. Introducing Meta Llama 3: The most capable openly available LLM to date. <https://ai.meta.com/blog/meta-llama-3/> Accessed: 2024-05-02.
 - [20] Xupeng Miao, Zhihao Jia, and Bin Cui. 2024. Demystifying Data Management for Large Language Models. In *Companion of the 2024 International Conference on Management of Data*. 547–555.
 - [21] Xiaonan Nie, Xupeng Miao, Zilong Wang, Zichao Yang, Jilong Xue, Lingxiao Ma, Gang Cao, and Bin Cui. 2023. Flexmoe: Scaling large-scale sparse pre-trained model training via dynamic device placement. *Proceedings of the ACM on Management of Data* 1, 1 (2023), 1–19.
 - [22] OpenAI. 2023. ChatGPT. <https://openai.com/blog/chatgpt>
 - [23] R OpenAI. 2023. GPT-4 technical report. *arXiv* (2023), 2303–08774.
 - [24] Long Ouyang, Jeffrey Wu, Xu Jiang, Diogo Almeida, Carroll Wainwright, Pamela Mishkin, Chong Zhang, Sandhini Agarwal, Katarina Slama, Alex Ray, et al. 2022. Training language models to follow instructions with human feedback. *Advances in neural information processing systems* 35 (2022), 27730–27744.
 - [25] Ritik Sachin Parkar, Jaehyung Kim, Jong Inn Park, and Dongyeop Kang. 2024. SelectLLM: Can LLMs Select Important Instructions to Annotate? *arXiv preprint arXiv:2401.16553* (2024).
 - [26] Reid Pryzant, Dan Iter, Jerry Li, Yin Tat Lee, Chenguang Zhu, and Michael Zeng. 2023. Automatic prompt optimization with "gradient descent" and beam search. *arXiv preprint arXiv:2305.03495* (2023).
 - [27] Reid Pryzant, Dan Iter, Jerry Li, Yin Tat Lee, Chenguang Zhu, and Michael Zeng. 2023. Automatic prompt optimization with "gradient descent" and beam search. *arXiv preprint arXiv:2305.03495* (2023).
 - [28] Rafael Rafailov, Archit Sharma, Eric Mitchell, Christopher D Manning, Stefano Ermon, and Chelsea Finn. 2024. Direct preference optimization: Your language model is secretly a reward model. *Advances in Neural Information Processing Systems* 36 (2024).
 - [29] Pranab Sahoo, Ayush Kumar Singh, Sriparna Saha, Vinija Jain, Samrat Mondal, and Aman Chadha. 2024. A systematic survey of prompt engineering in large language models: Techniques and applications. *arXiv preprint arXiv:2402.07927* (2024).
 - [30] KaShun Shum, Shizhe Diao, and Tong Zhang. 2023. Automatic prompt augmentation and selection with chain-of-thought from labeled data. *arXiv preprint arXiv:2302.12822* (2023).
 - [31] Hugo Touvron, Thibaut Lavril, Gautier Izacard, Xavier Martinet, Marie-Anne Lachaux, Timothée Lacroix, Baptiste Rozière, Naman Goyal, Eric Hambro, Faisal Azhar, et al. 2023. Llama: Open and efficient foundation language models. *arXiv preprint arXiv:2302.13971* (2023).
 - [32] Immanuel Trummer. 2023. From BERT to GPT-3 codex: harnessing the potential of very large language models for data management. *arXiv preprint arXiv:2306.09339* (2023).
 - [33] Singanallur V Venkatakrishnan, Charles A Bouman, and Brendt Wohlberg. 2013. Plug-and-play priors for model based reconstruction. In *2013 IEEE global conference on signal and information processing*. IEEE, 945–948.
 - [34] Lei Wang, Wanyu Xu, Yihuai Lan, Zhiqiang Hu, Yunshi Lan, Roy Ka-Wei Lee, and Ee-Peng Lim. 2023. Plan-and-solve prompting: Improving zero-shot chain-of-thought reasoning by large language models. *arXiv preprint arXiv:2305.04091* (2023).
 - [35] Jason Wei, Xuezhi Wang, Dale Schuurmans, Maarten Bosma, Fei Xia, Ed Chi, Quoc V Le, Denny Zhou, et al. 2022. Chain-of-thought prompting elicits reasoning in large language models. *Advances in neural information processing systems* 35 (2022), 24824–24837.
 - [36] Yang Xu, Yongqiang Yao, Yufan Huang, Mengnan Qi, Maoquan Wang, Bin Gu, and Neel Sundaresan. 2023. Rethinking the Instruction Quality: LIFT is What You Need. *arXiv:2312.11508 [cs.CL]*
 - [37] Aiyuan Yang, Bin Xiao, Bingning Wang, Borong Zhang, Ce Bian, Chao Yin, Chenxu Lv, Da Pan, Dian Wang, Dong Yan, et al. 2023. Baichuan 2: Open large-scale language models. *arXiv preprint arXiv:2309.10305* (2023).
 - [38] Chengrun Yang, Xuezhi Wang, Yifeng Lu, Hanxiao Liu, Quoc V Le, Denny Zhou, and Xinyun Chen. 2023. Large language models as optimizers. *arXiv preprint arXiv:2309.03409* (2023).
 - [39] Ling Yang, Zhaochen Yu, Tianjun Zhang, Shiyi Cao, Minkai Xu, Wentao Zhang, Joseph E Gonzalez, and Bin Cui. 2024. Buffer of Thoughts: Thought-Augmented Reasoning with Large Language Models. *arXiv preprint arXiv:2406.04271* (2024).
 - [40] Shunyu Yao, Dian Yu, Jeffrey Zhao, Izhak Shafran, Tom Griffiths, Yuan Cao, and Karthik Narasimhan. 2024. Tree of thoughts: Deliberate problem solving with large language models. *Advances in Neural Information Processing Systems* 36 (2024).
 - [41] Kai Zhang, Yawei Li, Wangmeng Zuo, Lei Zhang, Luc Van Gool, and Radu Timofte. 2021. Plug-and-play image restoration with deep denoiser prior. *IEEE Transactions on Pattern Analysis and Machine Intelligence* 44, 10 (2021), 6360–6376.
 - [42] Zhuosheng Zhang, Aston Zhang, Mu Li, and Alex Smola. 2022. Automatic chain of thought prompting in large language models. *arXiv preprint arXiv:2210.03493* (2022).
 - [43] Wenting Zhao, Xiang Ren, Jack Hessel, Claire Cardie, Yejin Choi, and Yuntian Deng. 2024. Wildchat: 1m chatGPT interaction logs in the wild. *arXiv preprint arXiv:2405.01470* (2024).
 - [44] Lianmin Zheng, Wei-Lin Chiang, Ying Sheng, Tianle Li, Siyuan Zhuang, Zhanghao Wu, Yonghao Zhuang, Zhuohan Li, Zi Lin, Eric Xing, et al. 2023. Lmsys-chat-1m: A large-scale real-world llm conversation dataset. *arXiv preprint arXiv:2309.11998* (2023).
 - [45] Yongchao Zhou, Andrei Ioan Muresanu, Ziwen Han, Keiran Paster, Silviu Pitit, Harris Chan, and Jimmy Ba. 2022. Large language models are human-level prompt engineers. *arXiv preprint arXiv:2211.01910* (2022).
 - [46] Yongchao Zhou, Andrei Ioan Muresanu, Ziwen Han, Keiran Paster, Silviu Pitit, Harris Chan, and Jimmy Ba. 2022. Large language models are human-level prompt engineers. *arXiv preprint arXiv:2211.01910* (2022).