

# H-STAR: LLM-driven Hybrid SQL-Text Adaptive Reasoning on Tables

Nikhil Abhyankar<sup>†</sup>, Vivek Gupta<sup>‡</sup>, Dan Roth<sup>‡</sup>, Chandan K. Reddy<sup>†</sup>

<sup>†</sup>Virginia Tech, <sup>‡</sup>University of Pennsylvania

nikhilsa@vt.edu, {gvivek,danroth}@seas.upenn.edu, reddy@cs.vt.edu

## Abstract

Tabular reasoning involves interpreting unstructured queries against structured tables, requiring a synthesis of textual understanding and symbolic reasoning. Existing methods rely on either of the approaches and are constrained by their respective limitations. Textual reasoning excels in semantic interpretation unlike symbolic reasoning (SQL logic), but falls short in mathematical reasoning where SQL excels. In this paper, we introduce a novel algorithm H-STAR, comprising table extraction and adaptive reasoning, integrating both symbolic and semantic (text-based) approaches. To enhance evidence extraction, H-STAR employs a multi-view approach, incorporating step-by-step row and column retrieval. It also adapts reasoning strategies based on question types, utilizing symbolic reasoning for quantitative and logical tasks, and semantic reasoning for direct lookup and complex lexical queries. Our extensive experiments demonstrate that H-STAR significantly outperforms state-of-the-art methods across three tabular question-answering (QA) and fact-verification datasets, underscoring its effectiveness and efficiency.<sup>1</sup>

## 1 Introduction

Tabular data is one of the most widely used formats for storing structured information in real-world applications. Table-based reasoning presents an inherently challenging problem, requiring logical, mathematical, and textual reasoning over unstructured queries and structured tables (Ye et al., 2023). Thus, understanding tabular data has become a significant area of research in natural language processing. Tabular reasoning tasks (illustrated in Figure 1), such as table-based question answering (Pasupat and Liang, 2015; Nan et al., 2022) and table-based fact verification (Chen et al., 2019), have been extensively explored in the past.

<sup>1</sup>The codes and data are available at: <https://github.com/nikhilsab/H-STAR>

Table Caption: NY Americans				
row_id	Year	Division	Playoffs	National Cup
0	1935/36	1	Champion	?
1	1936/37	1	DNQ	Champion
...	...	...	...	...
18	1953/54	1	Champion	Champion
19	1954/55	1	No playoff	?

<b>Q:</b> NY Americans did not qualify for playoffs in 1936/37 <b>Evidence:</b> <u>Columns:</u> [year, national cup]; <u>Rows:</u> [1] <b>A:</b> False <b>Fact Verification</b>
<b>Q:</b> When did NY Americans win the cup after 1936? <b>Evidence:</b> <u>Columns:</u> [year, playoffs]; <u>Rows:</u> [1, 18] <b>A:</b> 1953/54 <b>Short-form QA</b>
<b>Q:</b> How was the cup performance in 1936/37 and 1953/54? <b>Evidence:</b> <u>Columns:</u> [year, national cup]; <u>Rows:</u> [1, 18] <b>A:</b> NY Americans won the national cup in 1936/37 and 1953/54 <b>Long-form QA</b>

Figure 1: An illustration of different tabular reasoning tasks (a) **Fact-verification**, (b) **Short-form QA**, and (c) **Long-form QA**. For each task, a question Q is paired with its answer A, which varies by task. Evidence shows the relevant columns and rows needed to answer the question.

Large Language Model (LLM) based prompting methods involving symbolic approaches such as Program of Thought (Chen et al., 2023) and textual methods like Chain of Thought (CoT) (Wei et al., 2022; Brown et al., 2020) have been used for table reasoning. As shown in Figure 2, these methods often fall short due to the complexities imposed by the intricate mix of numerical, temporal, and textual data, coupled with complex table structures (Shi et al., 2023; Liu et al., 2023; Sui et al., 2024). Recent techniques (Cheng et al., 2022; Ye et al., 2023; Wang et al., 2023; Nahid and Rafiei, 2024) rely on either textual or symbolic reasoning. Textual reasoning excels in natural language understanding but often misinterprets table structures and struggles with quantitative reasoning. Conversely, SQL-based approaches are strong in quantitative problem-solving but perform poorly on noisy or unstructured inputs (Liu et al., 2023). Integrating both methods can leverage their complementary strengths, thereby addressing their respective weaknesses. Therefore, it is crucial to explore the ques-

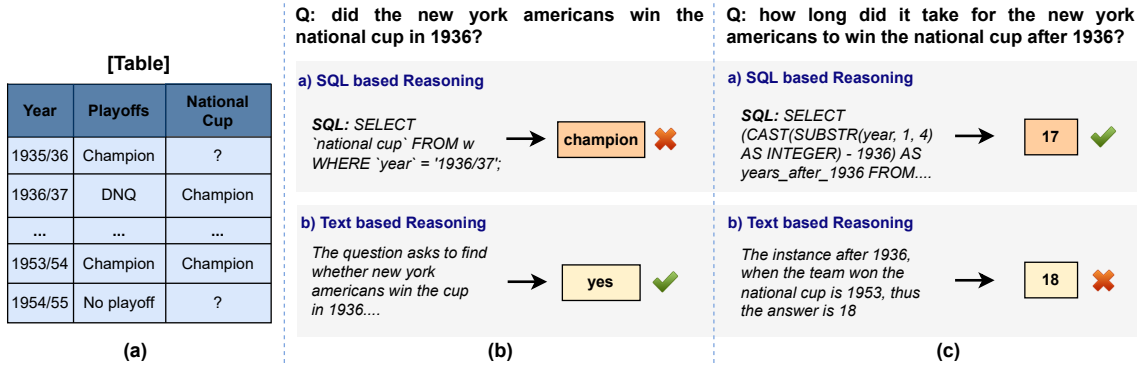


Figure 2: An illustration highlighting the complexity of table reasoning and the need for an integrated approach: (a) Original table, (b) Symbolic reasoning misinterprets the question and returns a value instead of a yes/no response, and (c) Text-based approach fails to solve a math question correctly, leading to an incorrect answer.

tion: *Can we integrate both symbolic and textual approaches into a hybrid method to enhance tabular reasoning?*

In this paper, we introduce H-STAR which integrates symbolic and textual reasoning abilities of LLMs, achieving the *best of both worlds*. H-STAR decomposes the complex task of table reasoning task into two sub-tasks: **a) Table Extraction**, where it extracts a question-specific table, and **b) Adaptive Reasoning**, where it combines SQL-based and text-based reasoning. In the table extraction phase, we employ a step-by-step ‘multi-view’ chain, first identifying relevant columns using both the original and transposed tables. The filtered table is then used for row extraction, contrary to other approaches, which use the original table for both row and column selection in a single view (Ye et al., 2023; Nahid and Rafiei, 2024).

Focusing on relevant table cells helps LLMs by providing the right context, thereby reducing hallucinations in reasoning. We utilize both SQL-based and text-based techniques in H-STAR’s table extraction phase. In the adaptive reasoning phase, we guide the LLM through a process of step-by-step ‘adaptive’ reasoning, where it chooses between symbolic (SQL) and semantic (textual) methods. H-STAR tailors its reasoning strategies based on the nature of the questions, employing symbolic reasoning for quantitative, mathematical, and logical tasks, while opting for semantic reasoning for direct lookup, common-sense, and challenging lexical queries.

We evaluate the efficacy of H-STAR across three tabular benchmarks involving table QA and table fact verification. Our experiments show that using the combined approach of H-STAR, aligned with multi-view extraction and adaptive reasoning outperforms all prior state-of-the-art approaches.

Our results demonstrate that H-STAR is robust and generalizable across LLMs. Through ablations, error analysis, and performance evaluations, we illustrate the effectiveness of H-STAR. Our main contributions are:

- (a) We introduce H-STAR, a two-step method unifying table extraction with adaptive reasoning to enhance performance on tabular reasoning. It is a hybrid approach that effectively integrates symbolic (SQL logic) and semantic (textual) methods.
- (b) Through extensive experiments, we demonstrate that H-STAR’s hybrid approach outperforms individually implemented symbolic and semantic methods, particularly excelling on longer tables.
- (c) Our experiments reveal H-STAR’s efficiency in table extraction using its precise ‘multi-view’ mechanism. Our analysis also highlights H-STAR’s superior reasoning capabilities, emphasizing the necessity of every step.

## 2 H-STAR Approach

H-STAR addresses table reasoning challenges by decomposing the task into extraction and reasoning stages, combining LLM’s textual comprehension with symbolic reasoning. It converts the original table  $T$  into a table  $T_{CR}$  based on the query  $Q$  (refer Algorithm 1). Figure 3 illustrates our H-STAR approach. Unlike, DATER (Ye et al., 2023) and TabQSLify (Nahid and Rafiei, 2024), which use textual reasoning and text-to-SQL respectively, our framework integrates both reasoning types in a complementary manner. Our reasoning step dynamically uses symbolic techniques for quantitative questions, overcoming the limits of pure textual reasoning. H-STAR operates in two main stages: 1) *Table Extraction* and 2) *Adaptive Reasoning*.

## 2.1 Table Extraction

Two-dimensional tables consist of columns (attributes) and rows (values). Table extraction involves a two-step reasoning chain: (1) column extraction and (2) row extraction (see Figure 3). As illustrated in Algorithm 1, for a given table  $T$ , table extraction returns a table  $T_{CR}$  (Steps 1-8) based on the input query  $Q$ .

**Column Extraction.** As shown in Figure 3, H-STAR uses a ‘multi-view’ technique for column extraction, working with both the original table  $T$  (Step 1) and its transposed form  $T^T$  (Step 2). This ensures that the LLM semantically understands and extracts correct attributes regardless of the table structure. Given an input table  $T$  and the question  $Q$  (*‘How long did it take the New York Americans to win the National Cup after 1936?’*), the LLM employs  $\text{col}_{\text{sql}}$  to generate a SQL query to extract columns ‘year’ ( $C_1$ ). This is followed by the text-based column verification step  $\text{col}_{\text{text}}$  on  $T^T$  returning a new set of columns  $C_2$  (‘year’, ‘national cup’). Table  $T$  is filtered for columns ‘year’, ‘national cup’ ( $C'$ ) derived from Steps 1 and 2 to obtain a column-filtered table  $T_C$  (Step 4).

---

### Algorithm 1 H-STAR

---

**Input:**  $(T, Q) \rightarrow$  Table - Question pair

**Output:**  $\hat{A} \rightarrow$  Predicted Answer

#### Table Extraction

##### Step 1: Column Extraction

- 1:  $C_1 \leftarrow \text{col}_{\text{sql}}(T, Q)$  ▷ SQL extraction
- 2:  $C_2 \leftarrow \text{col}_{\text{text}}(T^T, Q, C_1)$  ▷ Text verification
- ▷  $T^T$  refers to the transposed table
- 3:  $C' \leftarrow C_1 \cup C_2$
- 4:  $T_C \leftarrow T.\text{filter}(C')$

▷ Filter table  $T$  with columns  $C'$  to get  $T_C$

##### Step 2: Row Extraction

- 5:  $R_1 \leftarrow \text{row}_{\text{sql}}(T_C, Q)$  ▷ SQL extraction
- 6:  $R_2 \leftarrow \text{row}_{\text{text}}(T_C, Q, R_1)$  ▷ Text verification
- 7:  $R' \leftarrow R_1 \cup R_2$
- 8:  $T_{CR} \leftarrow T_C.\text{filter}(R')$

▷ Filter table  $T_C$  with rows  $R'$  to get  $T_{CR}$

#### Adaptive Reasoning

- 9: **if**  $\text{math}(Q) == \text{True}$  **then**
  - 10:  $E_v \leftarrow \text{f}_{\text{sql}}(T_{CR}, Q)$
  - 11:  $\hat{A} \leftarrow \text{f}_{\text{text}}(T_{CR}, Q, E_v)$
  - ▷ Use SQL generated  $E_v$  with  $T_{CR}$  to generate  $\hat{A}$ .
  - 12: **else**
  - 13:  $\hat{A} \leftarrow \text{f}_{\text{text}}(T_{CR}, Q)$
  - ▷ Use only the table  $T_{CR}$  to generate  $\hat{A}$
  - 14: **end if**
  - 15: **return**  $\hat{A}$
- 

**Row Extraction.** After obtaining the filtered table  $T_C$  with relevant columns, H-STAR proceeds to the row extraction phase culminating in the query-specific table  $T_{CR}$  (Steps 5-8). The filtered table

$T_C$  has fewer tokens than  $T$ , enabling more efficient row extraction. The SQL query generated by  $\text{row}_{\text{sql}}$  on the column-filtered table  $T_C$  extracts the relevant rows  $R_1$  (‘row 18’). While it returns the appropriate row, it is not sufficient to answer the question. To overcome these limitations, we use text-based row verification  $\text{row}_{\text{text}}$  to obtain the missing rows, ultimately retrieving ‘row 1’ and ‘row 18’ ( $R_2$ ). Combining  $R_1$  and  $R_2$  gives the relevant rows  $R'$  (‘row 1’, ‘row 18’), resulting in the final table  $T_{CR}$ .

## 2.2 Adaptive Reasoning

To leverage the strengths of textual reasoning while overcoming its quantitative limitations, we introduce an adaptive reasoning framework. Assessing the nature of the question, the LLM incorporates symbolic reasoning only when required. For instance, in Figure 3, when faced with a question like *‘How long did it take the New York Americans to win the National Cup after 1936?’*, LLM requires a count as an answer, and our pipeline prioritizes symbolic reasoning ( $\text{f}_{\text{sql}}$ ) through SQL-generated code. This code is executed on a SQL engine, enabling precise answers from the table  $T_{CR}$ . The output from this SQL-based evaluation  $E_v$  serves as additional evidence, enhancing the textual reasoning process ( $\text{f}_{\text{text}}$ ). By explicitly integrating this quantitative approach, *our algorithm effectively addresses LLMs’ limitations in handling mathematical operations*, thereby improving the accuracy and robustness when tackling questions that demand numerical reasoning.

## 3 Experiments

**Benchmark Datasets.** We evaluate our method on three datasets covering fact verification, short-form, and long-form question-answering tasks using in-context examples. (a) TabFact (Chen et al., 2019): A fact verification benchmark utilizing Wikipedia tables. We evaluate the test-small set, containing 2,024 statements and 298 tables, with each statement labeled as Entailed (“True”) or Refuted (“False”). (b) WikiTQ (Pasupat and Liang, 2015): The WikiTableQuestions (WikiTQ) dataset involves question-answering tasks over semi-structured Wikipedia tables. It includes a standard test set with 4,344 table-question pairs. (c) FeTaQA (Nan et al., 2022): FeTaQA (Free-Form Table Question Answering) comprises free-form questions requiring synthesis from multiple table

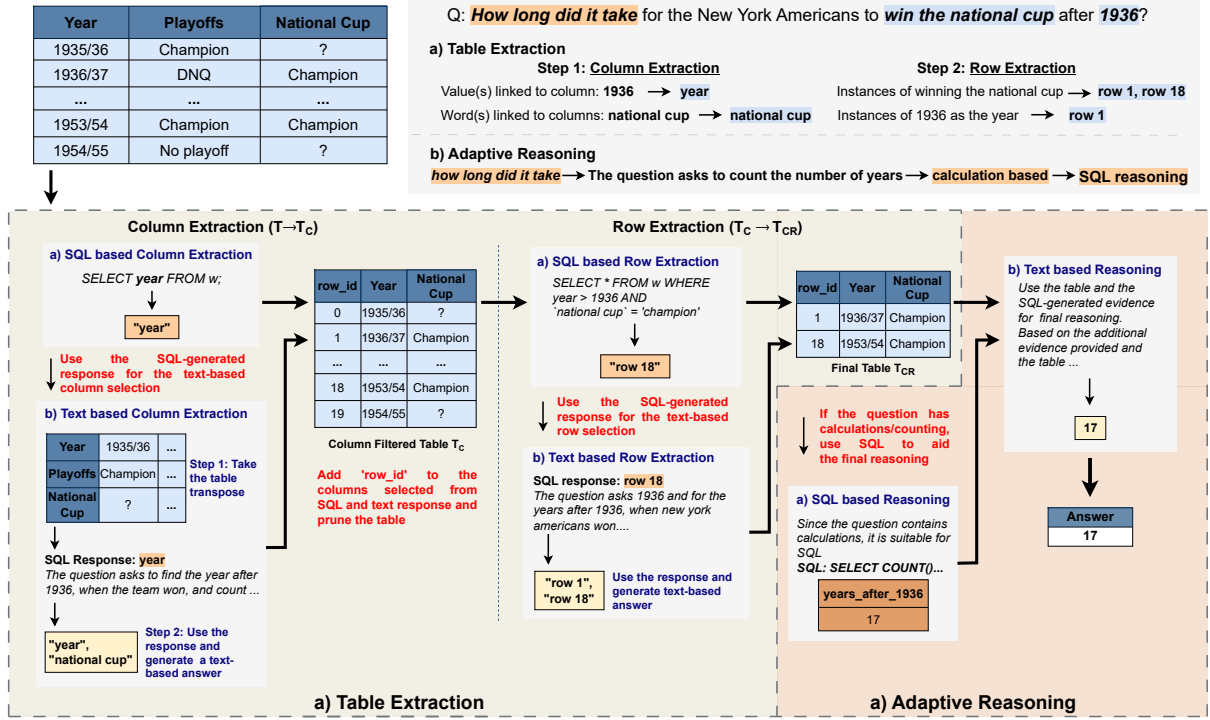


Figure 3: An overview of our proposed method, **H-STAR**, consisting of a combination of code generation and text-based verification. Given a complex table and its question, H-STAR answers using (a) **Table Extraction**: extracts the question-specific table from the original by first selecting the columns followed by rows. (b) **Adaptive Reasoning**: when the question has any mathematical component, it generates an additional table using SQL used in the textual reasoning step.

sections for responses. It demands advanced reasoning and profound tabular data understanding, evaluated on a test set of 2003 samples.

**Evaluation Metrics.** We tailor our evaluation metrics based on the task and dataset characteristics. For fact-verification datasets like TabFact, we evaluate performance using binary classification *accuracy*. For short-form question-answering datasets such as WikiTQ, we assess accuracy by measuring the *exact match* between predicted outputs and the gold-standard answers. For more complex tasks in FeTaQA, which involve long-form question answering, we evaluate performance using *ROUGE-1*, *ROUGE-2*, and *ROUGE-L* metrics (Lin, 2004), comparing predicted outputs against the long-form answers.

**LLM Models.** In our research, we use state-of-the-art large language models (LLM) such as PaLM-2 (Anil et al., 2023) and GPT-3.5-Turbo (Brown et al., 2020; OpenAI, 2023) for table reasoning tasks. Our model inputs include in-context examples, the table, and the question for each step of the pipeline. Previous studies, such as Chain-of-Table and TabSQLify, influenced our model choices to ensure a fair comparison. All baselines with PALM-2 are from the propriety PALM-2

model, which is different from the public PALM-2 API (used in H-STAR and TabSQLify).

**Baseline Methods.** We compare our method with (a) generic reasoning based on language models, and (b) table-manipulation reasoning based on language models.

**(a) Generic Reasoning.** These methods direct the LLM to carry out the required downstream task based on the information from the table and the input question. They include End-to-End QA, which offers only the table and the question, and Few-Shot QA, which involves a few examples with the table-question-answer triplet alongside the table and the question. Chain-of-Thought prompts the LLMs to provide a supporting reasoning chain that leads to the answer.

**(b) Table Manipulation.** These techniques involve several steps, with the initial stage dedicated to automatically pre-processing the table for the reasoning task. BINDER utilizes in-context examples to produce SQL or Python code containing LLM API calls to generate answers. DATER directs the language model to break down tables and questions, applying reasoning to the decomposed tables based on sub-questions. Chain-of-Table employs the table as an intermediate output in its reasoning process, iterating through tasks until the final an-



swer is obtained. TabSQLify uses SQL to trim the table and then reasons based on the reduced table.

### 3.1 Results and Analysis

Table 1 compares the performance of different methods on the table reasoning tasks, TabFact, and WikiTQ datasets, across several LLMs including GPT-3.5-Turbo and PaLM-2. This comparison involves evaluating against generic reasoning, table manipulation techniques, and our method, H-STAR. Appendix A provides results on the FeTaQA dataset in addition to comparisons with other baseline models on the WikiTQ and TabFact dataset.

	GPT-3.5-Turbo		PaLM-2	
	TabFact	WikiTQ	TabFact	WikiTQ
<i>Generic Reasoning</i>				
End-to-End QA	70.45	51.84	77.92	60.59
Few-shot QA	71.54	52.56	78.06	60.33
CoT	65.37	53.48	79.05	60.43
<i>Table Manipulation</i>				
BINDER	79.17	56.74	76.98	54.88
DATER	78.01	52.90	84.63	61.48
Chain-of-Table*	80.20	59.94	<b>86.61</b>	67.31
TabSQLify	79.50	64.70	79.78	55.78
<b>H-STAR</b>	<b>83.74</b>	<b>68.85</b>	85.92	<b>68.51</b>

Table 1: Comparison of various methods across datasets. The results are reported from the Chain-of-Table paper for fair comparison. \* Chain-of-Table uses a proprietary PaLM-2 model that is better than their publicly available one.

*Analysis.* (a) On the WikiTQ dataset, H-STAR demonstrates superior performance with both GPT-3.5-Turbo and PaLM-2 models, surpassing all baseline methods. Specifically, H-STAR achieves an accuracy of 68.85% on WikiTQ with GPT-3.5-Turbo, marking a significant improvement of 17.01% over the vanilla GPT-3.5-Turbo model and a 4% increase over the previous best method, TabSQLify. (b) On the TabFact dataset, H-STAR outperforms all methods with GPT-3.5-Turbo, attaining an accuracy of 83.74%, which is a 13.29% improvement over the vanilla model and a 4% margin over the previous best, Chain-of-Table. However, with PaLM-2, H-STAR achieves comparable performance on TabFact while outperforming Chain-of-Table by 1.2% on WikiTQ.

**Efficiency of Table Extraction.** Stage-1 in H-STAR involves the extraction of the table most relevant to the question. Our table extraction method uses a two-step chain to select the relevant columns followed by the rows. Figure 4 showcases the effectiveness of the technique to extract only

the relevant information from the table. Figure 4 compares the number of average table cells for the extracted table for H-STAR, H-STAR without row extraction, and H-STAR without column extraction with other baselines.

*Analysis.* In particular, H-STAR significantly reduces the average number of processed table cells - from 159 to 18 for the WikiTQ dataset, from 88 to 13 for the TabFact dataset, and from 86 to 10 for the FeTaQA dataset. In contrast, other table manipulation methods, like TabSQLify and DATER yield higher values. Our approach showcases superior effectiveness, notably reducing cell counts across all datasets. This emphasizes how H-STAR effectively reduces irrelevant information, thus focusing LLMs on the *right evidence for right reasoning*.

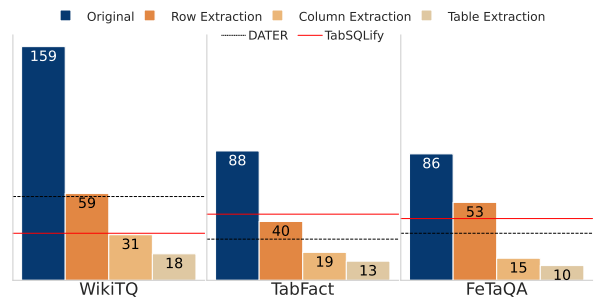


Figure 4: Comparison of average table cells in the final table.

**Performance on Longer Tables.** Table-CoT (Chen, 2023) highlights that longer table size, with tables exceeding 30 rows, is a significant cause of erroneous generations. This observation is supported by a decline in LLM performance as the number of tokens in the table increases. We classify LLM performance based on total tokens into three groups - small (< 2000 tokens), medium (2000 to 4000 tokens), and large (> 4000 tokens). We then compare H-STAR with other table manipulation methods, including BINDER, DATER, Chain-of-Table, and TabSQLify.

Method	Small	Medium	Large
BINDER	56.54	25.13	6.41
DATER	62.50	42.34	34.62
Chain-of-Table	68.13	52.25	44.87
TabSQLify	68.15	57.91	52.34
<b>H-STAR</b>	<b>71.19</b>	<b>64.07</b>	<b>62.50</b>

Table 2: Performance of various methods on different table sizes on WikiTQ.

*Analysis.* The results shown in Table 2 emphasize the challenges LLMs face when reasoning over longer tables. Our findings align with previous research, revealing a significant decrease in LLM

performance as table sizes increase. While other table manipulation methods experience a drop in performance with larger tables, H-STAR maintains consistent performance across all table sizes.

### 3.2 Efficiency Analysis

In Table 3, we study H-STAR by considering the total number of samples generated by the LLMs. BINDER and DATER utilize self-consistency techniques to refine their results, while the Chain-of-Table approach adopts a more iterative sample creation process. Specifically, BINDER generates 50 Neural-SQL samples, implementing self-consistency, while DATER employs self-consistency at each step, resulting in 100 samples. In contrast, the Chain-of-Table method opts for a more resource-efficient strategy, producing 25 samples across three steps: ‘Dynamic Plan’, ‘Generate Args’, and ‘Query’. TabSQLify generates the fewest samples, with one generation each for the table decomposition and query steps. Using single outputs can result in a decrease in accuracy when the model fails to return an answer. Thus, H-STAR incorporates self-consistency measures by generating two outputs at each stage to ensure output validity. Each step, except Query, involves two generations for both SQL and Text, i.e., a total of four steps for column and row retrieval. These additional steps serve as a precaution against abnormal LLM generations. Overall, H-STAR is efficient and only uses 6-10 sample generations.

Method	# samples / step	Total # samples
BINDER	Neural SQL: 50	50
DATER	Decompose Table: 40 Generate Cloze: 20 Generate SQL: 20 Query: 20	100
Chain-of-Table	Dynamic Plan $\leq 5$ Generate Args $\leq 19$ Query: 1	$\leq 25$
TabSQLify	Table Decompose: 1 Query: 1	2
<b>H-STAR</b>	Column Retrieval: 2-4 Row Retrieval: 2-4 Query: 2	6-10

Table 3: Number of generated samples for different methods.

## 4 Ablation Study

We conduct an ablation study to measure the contribution of each step in the pipeline and assess the impact of integrating symbolic-textual and adaptive reasoning in H-STAR.

### 4.1 Importance of Each Stage

To evaluate the significance of the two primary stages in H-STAR: a) **Table extraction** and b) **Adaptive reasoning**, we conducted an ablation study. This study involved systematically removing one stage at a time. For the first condition, the final adaptive reasoning stage was substituted with a basic chain-of-thought reasoning process, while maintaining the table extraction stage. Conversely, the second condition retained the adaptive reasoning stage but omitted the table extraction stage, specifically by removing the row extraction and column extraction steps individually and then collectively. A detailed assessment of the contribution of each stage to the overall performance of the method is shown in Table 4. It highlights the importance of each step in the pipeline. Removing any step can result in a performance loss except for a marginal increase in the case of row extraction for TabFact.

Method	TabFact	WikiTQ
<b>H-STAR</b>	85.92	<b>68.51</b>
w/o row extraction	<b>86.17</b>	66.30
w/o column extraction	84.04	67.03
w/o table extraction	83.79	63.58
w/o adaptive reasoning	79.35	61.47

Table 4: Performance on TabFact and WikiTQ datasets.

### 4.2 Impact of a Hybrid SQL-Text Approach

We perform a quantitative evaluation of the impact of the hybrid approach in H-STAR. Figures 5, 6 depict how using only one of the approaches results in insufficient outputs. Furthermore, it is evident from Table 5 that not employing a hybrid approach (H-STAR) results in a significant performance loss.

Method	TabFact	WikiTQ
CoT	79.05	60.43
H-STAR <sub>text</sub>	79.43	61.47
Text-to-SQL	52.05	42.03
H-STAR <sub>sql</sub>	58.50	46.09
<b>H-STAR</b>	<b>85.93</b>	<b>68.51</b>

Table 5: Performance using only text-based/SQL-based reasoning; H-STAR<sub>text</sub>: H-STAR with textual reasoning only; H-STAR<sub>sql</sub>: H-STAR with symbolic reasoning only.

The low accuracy of SQL approaches can be attributed to the incorrect final answers. The text-based reasoning approach achieves reasonably high scores on TabFact and WikiTQ, albeit lower than the hybrid approach. By combining textual and

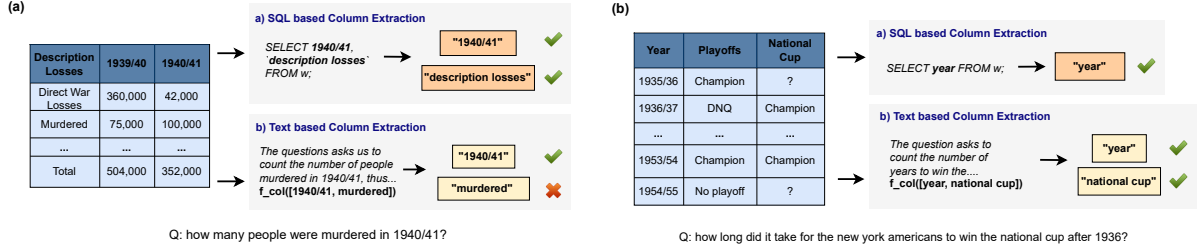


Figure 5: Comparison of SQL-based and text-based column extraction methods for answering table queries: (a) SQL-based selection accurately identifies the columns ("1940/41", "description losses"), while text-based selection mistakenly includes "murdered" as a table column. (b) The text-based method selects both required columns ("year" and "national cup"), while the SQL-based approach overlooks "national cup" as a requirement.

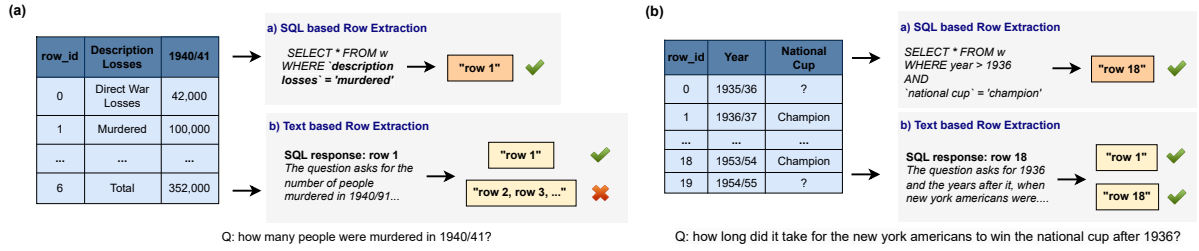


Figure 6: Comparison of SQL-based and text-based row extraction methods for answering table queries. (a) SQL-based selection accurately selects the necessary rows ("Murdered"), while text-based selection incorrectly includes additional rows; (b) Text-based method correctly selects relevant rows ("1953/54", "1936/37"), while SQL-based selection misinterprets the query, including only the row for the year "1953/54".

structured reasoning capabilities, the hybrid approach i.e., H-STAR can effectively handle diverse data formats and task requirements, leading to superior performance across various benchmarks.

## 5 Where do LLMs fail?

This section examines errors in H-STAR, contrasts the failure points with existing approaches, and summarizes our key findings.

### 5.1 Error Analysis on H-STAR

The disjoint, step-wise nature of H-STAR enables identifying and analyzing failures. Table 6 shows 100 randomly selected incorrect answer instances from the Tabfact and WikiTQ datasets. In this study, 'Missing Columns' and 'Missing Rows' refer to missing necessary columns and rows, respectively. 'Incorrect Reasoning' occurs when H-STAR extracts the correct table, but LLM fails to produce the correct answer. 'Incorrect Annotations' include semantically identical answers in different formats, ambiguous questions, and incorrect gold answers. Table 6 shows that for 100 TabFact failures, 2% are missing columns, 9% missing rows, 79% incorrect LLM reasoning, and 10% incorrect annotations. For WikiTQ, 6% are missing columns, 17% missing rows, 54% incorrect reasoning, and 23% incorrect annotations.

	Tabfact	WikiTQ
Missing Columns	2%	6%
Missing Rows	9%	17%
Incorrect Reasoning	79%	54%
Incorrect Annotation	10%	23%

Table 6: Error analysis on 100 error samples across datasets showcasing the distribution of errors for H-STAR.

*Analysis.* Fewer errors in column and row extraction indicate that H-STAR efficiently extracts the necessary table. By reducing errors in the table extraction process, we effectively "shift left" addressing problems earlier in the pipeline and enhancing overall performance.

### 5.2 More Error Analysis: H-STAR vs Others

Table 7 compares errors in H-STAR, with TabSQLify, and BINDER. We use 100 WikiTQ samples where TabSQLify fails. Many errors with TabSQLify (6/100 missing columns, 56/94 missing rows) result from incorrect row extraction. Out of 100, TabSQLify correctly extracts the table for 38 samples, but incorrectly reasons on 29 (76%). BINDER does not extract tables but generates multiple neural SQL queries for table reasoning tasks.

However, its output shows that it fails to reason correctly in 70 out of 100 cases. In contrast, H-STAR proves more effective in both table extraction and reasoning, achieving correct generations

	TabSQLify	BINDER	H-STAR
Missing Columns	6/100	N/A	<b>4/100</b>
Missing Rows	56/94	N/A	<b>16/96</b>
Incorrect Reasoning	29/38	70/100	<b>27/80</b>
Incorrect Annotation	9/9	9/30	10/53
Correct Answers	0/0	21/21	<b>43/43</b>

Table 7: Analysis of error types in 100 samples from WikiTQ where TabSQLify fails. Note: The denominator refers to the remaining samples; we start with 100 samples and subtract the number of error samples to determine the remaining samples.

in 43 samples. Additionally, it demonstrates fewer errors in table extraction (4/100 columns; 16/96 rows) and reasoning (27/80, i.e., 34% of samples).

### 5.3 What did we learn?

Firstly, our evaluation demonstrates that our hybrid approach achieves substantial improvements, surpassing the performance of previous state-of-the-art methods across various table reasoning tasks. Secondly, the quantitative analysis demonstrates that our ‘multi-view’ approach extracts tables with reduced irrelevant data, resulting in more concise tables. Furthermore, the qualitative analysis highlights fewer errors in our table extraction method compared to prior approaches, confirming a decrease in extraneous information.

Thirdly, our analysis indicates consistent performance even with longer tables, emphasizing our method’s effectiveness in accurately extracting relevant information by filtering out noise. The adaptive reasoning component boosts performance, especially for longer tables. Lastly, the ablation study shows that breaking down the task into sub-tasks significantly enhances the overall performance, with each sub-task playing a crucial role in achieving superior results. Moreover, it highlights the constraints of relying solely on either text or SQL approaches, which are effectively addressed by our H-STAR approach. Together, these findings emphasize the substantial advantages of our hybrid and multi-view approach in addressing complex table reasoning tasks.

## 6 Related Work

Table reasoning tasks require the ability to reason over unstructured queries and structured or semi-structured tables. Traditional approaches like TAPAS (Herzig et al., 2020), TAPEX (Liu et al., 2021), TABERT (Yin et al., 2020), TURL (Deng et al., 2022), PASTA (Gu et al., 2022) work on pre-training language models jointly on large-scale tabular and text data to reason in an end-to-end man-

ner. Advancements in LLMs allow them to learn from in-context examples, reducing inference costs. Text-to-SQL (Rajkumar et al., 2022) and Program-of-Thought (Chen et al., 2023) use symbolic methods to solve table-based tasks via Python/SQL programs. Textual-based reasoning techniques like Table-CoT (Chen, 2023) and Tab-CoT (Ziqi and Lu, 2023) extend prompting methods such as zero and few-shot CoT for tabular reasoning.

Decomposing problems into smaller, manageable tasks has proven effective in solving complex reasoning challenges (Zhou et al., 2022; Khot et al., 2022). Recent techniques in table reasoning follow this approach, either by breaking tasks into fixed sub-tasks (Cheng et al., 2022; Ye et al., 2023; Nahid and Rafiei, 2024) or by employing iterative methods (Jiang et al., 2023; Wang et al., 2023). BINDER (Cheng et al., 2022) is an SQL-based approach that modifies SQL statements to include LLM API calls within SQL statements. DATER (Ye et al., 2023) and TabSQLify (Nahid and Rafiei, 2024) are table decomposition methods that use semantic and symbolic reasoning respectively. Chain-of-Table (Wang et al., 2023) uses a textual reasoning approach to update tables iteratively. The final table post-update is used for final reasoning. Unlike H-STAR, these techniques depend either on symbolic or semantic reasoning but not both.

## 7 Conclusion

In this study, we present H-STAR, a novel method that effectively integrates semantic and symbolic approaches, demonstrating superior performance compared to existing methods in tasks involving table reasoning. Our approach involves a two-step LLM-driven process: firstly, employing ‘multi-view’ table extraction to retrieve tables relevant to a query, and then, implementing adaptive reasoning to select the optimal reasoning strategy based on the input query. We address prior bottlenecks with efficient extraction and reasoning, leading to improved overall performance, particularly on longer tables. Our results highlight the need to move beyond relying solely on either technique and demonstrate the effectiveness of an integrated approach that combines the advantages of both methods. Future directions involve testing the adaptability of our methods to semi-structured, complex hierarchical, and relational tables. Enhancing the reasoning process through techniques such as self-consistency and self-verification shows promising potential.



## Limitations

Our current work has focused primarily on a subset of table reasoning tasks using datasets sourced from Wikipedia. While this has laid a solid foundation, it limits exploration into diverse reasoning tasks such as table manipulation, text-to-table generation, and table augmentation, which could provide valuable insights and enhance our approach’s capabilities. Additionally, our method’s generalizability is confined to Wikipedia-based datasets, restricting its application to other domains that require specific domain knowledge, which our current approach lacks. Extending our approach to different domains may necessitate integrating domain-specific knowledge to ensure effective reasoning.

Furthermore, our evaluation has been limited to relatively straightforward table structures. Handling more complex data representations such as semi-structured tables, hierarchical tables, and relational databases remains unexplored territory. These structures present unique challenges that our current approach may not effectively address. Finally, our study has focused solely on the English language, potentially limiting applicability to languages with different linguistic complexities that we have not accounted for.

## Ethics Statement

We, the authors, affirm that our work adheres to the highest ethical standards in research and publication. We have carefully considered and addressed various ethical issues to ensure the responsible and fair use of computational linguistics methodologies. To facilitate reproducibility, we provide detailed information, including code, datasets (all publicly available and in compliance with their respective ethical standards), and other relevant resources. Our claims align with the experimental results, though some stochasticity is expected with black-box large language models, which we minimize by maintaining a fixed temperature. We provide comprehensive details on annotations, dataset splits, models used, and prompting methods, ensuring our work can be reliably reproduced.

## Acknowledgments

We thank the authors of Tabsqlify and BINDER for sharing their code, and Varun Yerram for his help in setting up the implementation process. This research was supported by the Army Research Office under Grant Number W911NF-20-1-0080 and

partially funded by ONR Contract N00014-19-1-2620. Lastly, we appreciate the reviewing team’s insightful comments.

## References

- Rohan Anil, Andrew M Dai, Orhan Firat, Melvin Johnson, Dmitry Lepikhin, Alexandre Passos, Siamak Shakeri, Emanuel Taropa, Paige Bailey, Zhifeng Chen, et al. 2023. Palm 2 technical report. *arXiv preprint arXiv:2305.10403*.
- Tom Brown, Benjamin Mann, Nick Ryder, Melanie Subbiah, Jared D Kaplan, Prafulla Dhariwal, Arvind Neelakantan, Pranav Shyam, Girish Sastry, Amanda Askell, et al. 2020. Language models are few-shot learners. *Advances in neural information processing systems*, 33:1877–1901.
- Wenhu Chen. 2023. Large language models are few (1)-shot table reasoners. In *Findings of the Association for Computational Linguistics: EACL 2023*, pages 1120–1130.
- Wenhu Chen, Xueguang Ma, Xinyi Wang, and William W Cohen. 2023. Program of thoughts prompting: Disentangling computation from reasoning for numerical reasoning tasks. *Transactions on Machine Learning Research*.
- Wenhu Chen, Hongmin Wang, Jianshu Chen, Yunkai Zhang, Hong Wang, Shiyang Li, Xiyu Zhou, and William Yang Wang. 2019. Tabfact: A large-scale dataset for table-based fact verification. In *International Conference on Learning Representations*.
- Zhoujun Cheng, Tianbao Xie, Peng Shi, Chengzu Li, Rahul Nadkarni, Yushi Hu, Caiming Xiong, Dragomir Radev, Mari Ostendorf, Luke Zettlemoyer, et al. 2022. Binding language models in symbolic languages. In *The Eleventh International Conference on Learning Representations*.
- Xiang Deng, Huan Sun, Alyssa Lees, You Wu, and Cong Yu. 2022. Turl: Table understanding through representation learning. *ACM SIGMOD Record*, 51(1):33–40.
- Zihui Gu, Ju Fan, Nan Tang, Preslav Nakov, Xiaoman Zhao, and Xiaoyong Du. 2022. Pasta: Table-operations aware fact verification via sentence-table cloze pre-training. In *Proceedings of the 2022 Conference on Empirical Methods in Natural Language Processing*, pages 4971–4983.
- Jonathan Herzig, Pawel Krzysztof Nowak, Thomas Mueller, Francesco Piccinno, and Julian Eisenschlos. 2020. Tapas: Weakly supervised table parsing via pre-training. In *Proceedings of the 58th Annual Meeting of the Association for Computational Linguistics*, pages 4320–4333.
- Jinhao Jiang, Kun Zhou, Zican Dong, Keming Ye, Wayne Xin Zhao, and Ji-Rong Wen. 2023. Structgpt:

- A general framework for large language model to reason over structured data. In *Proceedings of the 2023 Conference on Empirical Methods in Natural Language Processing*, pages 9237–9251.
- Tushar Khot, Harsh Trivedi, Matthew Finlayson, Yao Fu, Kyle Richardson, Peter Clark, and Ashish Sabharwal. 2022. Decomposed prompting: A modular approach for solving complex tasks. In *The Eleventh International Conference on Learning Representations*.
- Chin-Yew Lin. 2004. Rouge: A package for automatic evaluation of summaries. In *Text summarization branches out*, pages 74–81.
- Qian Liu, Bei Chen, Jiaqi Guo, Morteza Ziyadi, Zeqi Lin, Weizhu Chen, and Jian-Guang Lou. 2021. Tapex: Table pre-training via learning a neural sql executor. In *International Conference on Learning Representations*.
- Tianyang Liu, Fei Wang, and Muhao Chen. 2023. Re-thinking tabular data understanding with large language models. *arXiv preprint arXiv:2312.16702*.
- Md Mahadi Hasan Nahid and Davood Rafiei. 2024. Tabsqlify: Enhancing reasoning capabilities of llms through table decomposition. *arXiv preprint arXiv:2404.10150*.
- Linyong Nan, Chiachun Hsieh, Ziming Mao, Xi Victoria Lin, Neha Verma, Rui Zhang, Wojciech Kryściński, Hailey Schoelkopf, Riley Kong, Xiangru Tang, et al. 2022. Fetaqa: Free-form table question answering. *Transactions of the Association for Computational Linguistics*, 10:35–49.
- R OpenAI. 2023. Gpt-4 technical report. arxiv 2303.08774. *View in Article*, 2(5).
- Panupong Pasupat and Percy Liang. 2015. Compositional semantic parsing on semi-structured tables. In *Proceedings of the 53rd Annual Meeting of the Association for Computational Linguistics and the 7th International Joint Conference on Natural Language Processing (Volume 1: Long Papers)*, pages 1470–1480.
- Nitarshan Rajkumar, Raymond Li, and Dzmitry Bahdanau. 2022. Evaluating the text-to-sql capabilities of large language models. *arXiv preprint arXiv:2204.00498*.
- Freda Shi, Xinyun Chen, Kanishka Misra, Nathan Scales, David Dohan, Ed H Chi, Nathanael Schärli, and Denny Zhou. 2023. Large language models can be easily distracted by irrelevant context. In *International Conference on Machine Learning*, pages 31210–31227. PMLR.
- Ananya Singha, José Cambronero, Sumit Gulwani, Vu Le, and Chris Parnin. 2023. Tabular representation, noisy operators, and impacts on table structure understanding tasks in llms. In *NeurIPS 2023 Second Table Representation Learning Workshop*.
- Yuan Sui, Mengyu Zhou, Mingjie Zhou, Shi Han, and Dongmei Zhang. 2024. Table meets llm: Can large language models understand structured table data? a benchmark and empirical study. In *Proceedings of the 17th ACM International Conference on Web Search and Data Mining*, pages 645–654.
- Zilong Wang, Hao Zhang, Chun-Liang Li, Julian Martin Eisenschlos, Vincent Perot, Zifeng Wang, Lesly Miculicich, Yasuhisa Fujii, Jingbo Shang, Chen-Yu Lee, et al. 2023. Chain-of-table: Evolving tables in the reasoning chain for table understanding. In *The Twelfth International Conference on Learning Representations*.
- Jason Wei, Xuezhi Wang, Dale Schuurmans, Maarten Bosma, Fei Xia, Ed Chi, Quoc V Le, Denny Zhou, et al. 2022. Chain-of-thought prompting elicits reasoning in large language models. *Advances in neural information processing systems*, 35:24824–24837.
- Yunhu Ye, Binyuan Hui, Min Yang, Binhua Li, Fei Huang, and Yongbin Li. 2023. Large language models are versatile decomposers: Decomposing evidence and questions for table-based reasoning. In *Proceedings of the 46th International ACM SIGIR Conference on Research and Development in Information Retrieval*, pages 174–184.
- Pengcheng Yin, Graham Neubig, Wen-tau Yih, and Sebastian Riedel. 2020. Tabert: Pretraining for joint understanding of textual and tabular data. In *Proceedings of the 58th Annual Meeting of the Association for Computational Linguistics*, pages 8413–8426.
- Denny Zhou, Nathanael Schärli, Le Hou, Jason Wei, Nathan Scales, Xuezhi Wang, Dale Schuurmans, Claire Cui, Olivier Bousquet, Quoc V Le, et al. 2022. Least-to-most prompting enables complex reasoning in large language models. In *The Eleventh International Conference on Learning Representations*.
- Jin Ziqi and Wei Lu. 2023. **Tab-CoT: Zero-shot tabular chain of thought**. In *Findings of the Association for Computational Linguistics: ACL 2023*, pages 10259–10277, Toronto, Canada. Association for Computational Linguistics.

## A Additional Results

Tables 8 and 9 show results of other baseline models on WikiTQ and TabFact datasets respectively. Our method, H-STAR, outperformed all other models by substantial margins.

### A.1 FeTaQA

Represented in Table 10 are the results for the FeTaQA dataset using the ROUGE scores (Lin, 2004). We observe an incremental improvement in the scores when compared to other methods on the

<sup>2</sup>OpenAI Codex model is not available publically anymore.

Model	Method	Accuracy
PLM	TaPas	48.8
	GraPPa	52.7
	LEVER	62.9
	ITR	63.4
Codex <sup>2</sup>	GPT-3 CoT	45.7
	TableCoT	48.8
	DATER	65.9
	BINDER	61.9
	ReAcTable	65.8
GPT-3.5-Turbo	ReAcTable	52.5
	TableCoT	52.4
	StructGPT	52.2
GPT-3.5-Turbo	<b>H-STAR</b>	<b>68.8</b>

Table 8: Comparison of H-STAR with additional methods on WikiTQ dataset.

Model	Method	Accuracy
PLM	Table-BERT	68.1
	LogicFactChecker	74.3
	SAT	75.5
	TaPas	83.9
	TAPEX	85.9
	SaMoE	86.7
	PASTA	90.8
Codex	TableCoT	72.6
	DATER	85.6
	BINDER	85.1
	ReAcTable	83.1
GPT-3.5-Turbo	ReAcTable	73.1
	TableCoT	73.1
GPT-3.5-Turbo	<b>H-STAR</b>	<b>83.7</b>

Table 9: Comparison of H-STAR with additional methods on TabFact dataset.

Prompting	ROUGE-1	ROUGE-2	ROUGE-L
<b>PaLM-2*</b>			
DATER	0.63	0.41	0.53
Chain-of-Table	0.66	0.44	0.56
<b>GPT-3.5-Turbo</b>			
Table-CoT	0.62	0.39	0.51
TabSQLify	0.58	0.35	0.48
<b>H-STAR</b>	0.62	0.39	0.52

Table 10: Performance on FeTaQA dataset. PaLM-2\* refers to the Google proprietary PaLM-2 model

Method	Fluent	Correct	Adequate	Faithful
T5-large	94.6	54.8	50.4	50.4
Human	95	92.4	95.6	95.6
TableCoT	96	82	75	87
TabSQLify	97	88	84	93
<b>H-STAR</b>	96.6	87.6	89.6	94

Table 11: Human evaluation results on FeTaQA dataset.

GPT-3.5-Turbo. The ROUGE scores focus on lexical similarities while ignoring the semantic similarity between predicted and gold outputs. These metrics are known to be insensitive to capturing improvements when using in-context learning since the model does not learn the expected style of the long-form text just from an instruction or a few examples.

Figure 7 illustrates an example where the generated output, despite being correct in answering the question, is penalized by the ROUGE metric. This highlights the limitations of the metric in evaluating the correctness of the generated responses.

<b>Question:</b> When did Art Howe coach the Yale Bulldogs, and what was his overall record with the team?		
-----		
<b>Gold Answer:</b> Howe led the Yale football team as head coach for one year (1912) and compiled a 7-1-1 record.		
<b>Prediction:</b> Art Howe coached the Yale Bulldogs in 1912, and his overall record with the team was 7-1-1.		
-----		
<b>ROUGE 1: 0.51</b>	<b>ROUGE 2: 0.21</b>	<b>ROUGE L: 0.41</b>

Figure 7: An example of FeTaQA representing low ROUGE scores for correct answers.

**Human Evaluation** We further evaluate the quality of our generations using human evaluation. We refer to (Nan et al., 2022) and evaluate our generations on four factors: **1) Fluency** based on the nature and grammar of the output; **2) Correctness** measuring the degree of correctness of the prediction; **3) Adequacy** to measure if all the necessary information is contained in the output; **4) Faithfulness** to check whether the generation is grounded to the final extracted table used for reasoning. We ask five internal human annotators to assign a score of 1-5 for each criterion and report the percentage of samples having values of 4 or 5. Table 11 shows the results by five annotators for our method and compares it with other prior methods. The performance pattern of H-STAR is similar to human performance with comparable fluency and faithfulness while matching the trend of having higher adequacy over correctness. While we marginally outperform other methods, there is still scope for improvement.

**Qualitative Analysis** In this section, we perform a qualitative analysis on 100 samples of FeTaQA with TabSQLify (Nahid and Rafiei, 2024). The

study aims to compare the generations of H-STAR with TabSQLify by evaluating the answer quality. The answers are evaluated based on their fluency and adequacy when compared with the gold answers. Table 12 shows that H-STAR has better quality generations in 26% samples, as opposed to only 18% for TabSQLify. ‘Both’ indicates samples where both the algorithms perform on par. This can be attributed to the use of the same LLM. Most of the failures for TabSQLify are derived from an insufficient table, which further highlights the limitations of using a single-view approach for table extraction. Figure 8 showcases such an example where TabSQLify returns ‘*information not provided*’ because of incorrect of an extracted table. It can be noted that H-STAR generates an answer comparable with the ground truth for the same. Figure 9 visually depicts the outputs from both methods. It illustrates the evaluation process undertaken to compare the quality of the outputs.

Method	% of samples
Both	56%
TabSQLify	18%
H-STAR	26%

Table 12: Comparison of H-STAR with TabSQLify on 100 samples.

**Question:** Who won the 1888 Belgian general election?

**H-STAR:**  
The Catholic Party won the 1888 Belgian general election. ✓

**TabSQLify:**  
the answer is not provided in the given information. ✗

**Answer:** The result was a victory for the Catholic Party, which won 98 of the 138 seats in the Chamber of Representatives.

Figure 8: An example of FeTaQA dataset where TabSQLify fails as a result of insufficient table evidence.

**Question:** Where and when did the the 1963 Giro d'Italia start and finish?

**H-STAR:**  
The 1963 Giro d'Italia started on 19th May in Naples and finished on 9th June in Milan. ✓

**TabSQLify:**  
the 1963 giro d'italia started in naples and finished in potenza on may 19th. ✗

**Answer:** The Giro started in Naples, on 19 May, with a 182 km (113.1 mi) stage and concluded in Milan, on 9 June, with a 136 km (84.5 mi).

**Question:** What did Deschanel play in 1983?

**H-STAR:**  
In 1983, Mary Jo Deschanel played the role of Annie Glenn. ✗

**TabSQLify:**  
in 1983, deschanel played the role of annie glenn in the movie "the right stuff". ✓

**Answer:** In 1983, Deschanel played Annie Glenn in the movie, The Right Stuff.

Figure 9: Comparison of the outputs with TabSQLify.

## B Input Table Format

The input table format changes depending on the type of reasoning used. Since H-STAR uses a hybrid approach, the input table format also varies depending on the type of reasoning used. Besides the question and the in-context examples, the table is accompanied by a list of columns and a table caption if available. Providing more context aids in better semantic understanding (Singha et al., 2023; Sui et al., 2024).

### B.1 Symbolic Reasoning

We adopt the table prompt format from previous SQL-based methods Text-to-SQL (Rajkumar et al., 2022; Cheng et al., 2022; Nahid and Rafiei, 2024). We include (1) the table schema containing CREATE TABLE followed by the schema, (2) the table header and all the rows separated by tabs, and (3) the list of columns along with the corresponding query. If the prompt exceeds the context limit, we truncate the table rows to fit within the limit. Example of the input table:

```
CREATE TABLE 2012-13 Exeter City F.C.
season(
    row_id int,
    name text,
    league int,
    total int)
/
All rows of the table:
SELECT * FROM w;
row_id    name        league    total
1    danny coles    3        3
4    john o'flynn    11       12
8    jamie cureton    20       20
/
columns:  ['name', 'league', 'total']
```

### B.2 Textual Reasoning

We convert the tables into linear, sequential text. Continuing with the format of previous textual reasoning methods (Ye et al., 2023; Chen, 2023; Wang et al., 2023), we adopt the PIPE encoding i.e. plain text separated by ‘|’. Furthermore, we append the table with the caption and the list of columns similar to the format in Section B.1. Example of the input table:

```
table caption: 2012-13 Exeter City
F.C. season
```



```

/
col : name | league | total
row 1: danny coles | 3 | 3
row 4: john o'flynn | 11 | 12
row 8: jamie cureton | 20 | 20
*/
columns: ['name', 'league', 'total']

```

## C Hyperparameters

Table 13 provides the details of PaLM-2 hyperparameters used for the WikiTQ and TabFact datasets whereas Table 14 showcases the hyperparameter setting for GPT-3.5-Turbo. The hyperparameters ‘samples’ indicate the number of outputs taken for each step of the pipeline whereas the ‘examples’ indicate the number of few-shot demonstrations for each step.

Function	temperature	top_p	output_tokens	samples	examples
WikiTQ					
<b>Col</b> <sub>sql</sub>	0.4	1.0	512	2	3
<b>Col</b> <sub>text</sub>	0.7	1.0	512	2	3
<b>Row</b> <sub>sql</sub>	0.4	1.0	512	2	3
<b>Row</b> <sub>text</sub>	0.7	1.0	512	2	2
<b>Reason</b> <sub>sql</sub>	0.1	1.0	512	1	3
<b>Reason</b> <sub>text</sub>	0.1	1.0	256	1	4
TabFact					
<b>Col</b> <sub>sql</sub>	0.4	1.0	512	2	4
<b>Col</b> <sub>text</sub>	0.7	1.0	512	2	3
<b>Row</b> <sub>sql</sub>	0.4	1.0	512	2	4
<b>Row</b> <sub>text</sub>	0.7	1.0	512	2	3
<b>Reason</b> <sub>sql</sub>	0.1	1.0	512	1	3
<b>Reason</b> <sub>text</sub>	0.1	1.0	256	1	5

Table 13: Hyperparameter settings for PaLM-2

Function	temperature	top_p	output_tokens	samples	examples
WikiTQ					
<b>Col</b> <sub>sql</sub>	0.3	1.0	512	2	3
<b>Col</b> <sub>text</sub>	0.4	1.0	512	2	2
<b>Row</b> <sub>sql</sub>	0.4	1.0	512	2	3
<b>Row</b> <sub>text</sub>	0.4	1.0	512	2	3
<b>Reason</b> <sub>sql</sub>	0.1	1.0	512	1	4
<b>Reason</b> <sub>text</sub>	0.1	1.0	256	1	4
TabFact					
<b>Col</b> <sub>sql</sub>	0.2	1.0	512	2	4
<b>Col</b> <sub>text</sub>	0.4	1.0	512	2	3
<b>Row</b> <sub>sql</sub>	0.4	1.0	512	2	4
<b>Row</b> <sub>text</sub>	0.5	1.0	512	2	3
<b>Reason</b> <sub>sql</sub>	0.1	1.0	512	1	4
<b>Reason</b> <sub>text</sub>	0.1	1.0	256	1	5

Table 14: Hyperparameter settings for GPT-3.5-Turbo