

# LLM-Based Open-Domain Integrated Task and Knowledge Assistants with Programmable Policies

Harshit Joshi Shicheng Liu James Chen Robert Weigle Monica S. Lam

Computer Science Department, Stanford University

Stanford CA

{harshitj, shicheng, lam}@cs.stanford.edu

## Abstract

Programming LLM-based knowledge and task assistants that faithfully conform to developer-provided policies is challenging. These agents must retrieve and provide consistent, accurate, and relevant information to address user’s queries and needs. Yet such agents generate unfounded responses (“hallucinate”). Traditional dialogue trees can only handle a limited number of conversation flows, making them inherently brittle. To this end, we present KITA – a programmable framework for creating task-oriented conversational agents that are designed to handle complex user interactions. Unlike LLMs, KITA provides reliable grounded responses, with controllable agent policies through its expressive specification, KITA Worksheet. In contrast to dialog trees, it is resilient to diverse user queries, helpful with knowledge sources, and offers ease of programming policies through its declarative paradigm. Through a real-user study involving 62 participants, we show that KITA beats the GPT-4 with function calling baseline by 26.1, 22.5, and 52.4 points on execution accuracy, dialogue act accuracy, and goal completion rate, respectively. We also release 22 real-user conversations with KITA manually corrected to ensure accuracy.

## 1 Introduction

Task-oriented dialog (TOD) agents that can interact with users to achieve some goal have many diverse applications, including customer support, financial services, and medical form-filling, and are of great interest to researchers and industry practitioners (Budzianowski et al., 2018; Amazon, 2023; Google, 2024). Helpful TOD agents must understand the user’s requests, guide the conversations, and provide relevant information to users, with the help of different data sources or APIs.

Recent research has successfully leveraged the In-Context Learning (ICL) ability of Large Lan-

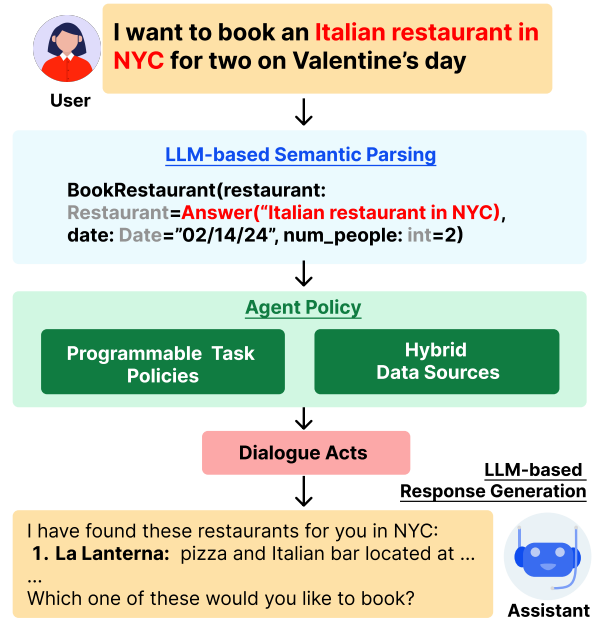


Figure 1: Overview of KITA. The user’s utterance contains tasks and knowledge-related queries, requiring one to fill in the parameters of BookRestaurant API and make a query to the database. KITA’s semantic parser translates the user utterance into a composition of task API call and database query, and generates a new dialogue state. Using the programmable policies, the agent policy finally proposes dialogue acts, which form the response to the user.

guage Models (LLMs) to develop zero-shot and few-shot task-oriented dialogue agents, achieving superior results to fine-tuning pretrained models (Hudeček and Dušek, 2023; Zhang et al., 2023a). Furthermore, the function-calling capability of LLMs now allows them to invoke provided functions and use their outputs to assist in task completion (Patil et al., 2023; Kim et al., 2023). However, despite these strengths, LLM’s capabilities present critical limitations that hinder their application in task-oriented systems. Notably, they are unreliable and prone to generating misleading information, or “hallucinations”, often using con-

vincing and confident language (Bang et al., 2023). Moreover, even with function-calling, LLMs offer minimal control to TOD agent developers over the dialogue flow, making it challenging to manage interactions with users. Although complex instructions can be added to the prompts, as instructions accumulate, LLMs struggle to maintain consistent attention across all directives, often neglecting some (Liu et al., 2024a), resulting in unreliable behavior.

While dialogue trees can offer explicit control and reliability over the conversations for task-oriented tasks, they are inherently brittle. Dialogue flows must be explicitly hard-coded, making it infeasible to cover all the exponentially many possible dialogues. Furthermore, dialogue trees are very limited in addressing subsequent user inquiries, as their rigid framework impedes the integration of diverse data sources and the utilization of knowledge assistants. This makes using dialogue trees for unified tasks and knowledge assistants exceptionally challenging.

To this end, we present **KITA**, an open-domain LLM-based **K**nowledge **I**ntegrated with **T**asks **A**ssistant. We propose a novel specification, KITA Worksheet that provides explicit control to the TOD agent developer through programmable policies to manage dialogue flow and deliver high-level support for integrated knowledge assistants. KITA Worksheet enables programming policies in the declarative paradigm, in contrast to the much more complex imperative approach employed by dialogue trees. KITA Worksheets can express a variety of real-world tasks, ranging from restaurant booking assistants that require hybrid knowledge retrieval capabilities to handling complex workflows as encapsulated in web pages.

Moreover, KITA can facilitate the composition of tasks and knowledge queries. As illustrated in Figure 1, the user asks to book an Italian restaurant in NYC for two on Valentine’s Day. Our agent uses a few-shot LLM-based semantic parser to understand users’ queries and translate them into a composition of API invocation (BookRestaurant) and knowledge query (Answer) with a succinct Python-like syntax. The agent policy maintains the dialogue state, executes actions, and proposes the subsequent dialog acts. Finally, the response generator uses the dialogue state and dialog acts to generate a response to the user’s initial query.

We present the following contributions:

1. We introduce KITA, an open-domain integrated task and knowledge assistant that automatically follows high-level developer-provided agent policies and answers questions by grounding in hybrid knowledge sources. KITA supports full compositionality of tasks and knowledge queries.
2. We propose a novel specification for TOD agents, called KITA Worksheet. KITA executes the Worksheet by tracking the state of the conversations and providing turn-by-turn instructions to the LLM.
3. We conduct real-user studies involving 62 participants across three different task-oriented dialog agents created using KITA. Our results demonstrate an impressive 91.5% execution accuracy, 91.6% dialog acts accuracy, and 74.2% goal completion rate, achieving 26.1, 22.5, and 52.4 points over the GPT-4 function-calling baseline, respectively.
4. Finally, we release a dataset consisting of 180 dialogue turns from 22 real-user conversations with KITA, manually corrected to ensure accuracy.

## 2 Related Works

### 2.1 Dialogue Tree-based frameworks

A wide variety of commercial and open-sourced products (Amazon, 2023; Press, 2024; Xie et al., 2022; Google, 2024; Microsoft, 2022a,b; Reach, 2022; Bocklisch et al., 2017; Watson, 2022) exist that help developers program a conversational virtual assistant using dialogue trees, with slight differences in design. For instance, Press (2024); Google (2024); Microsoft (2022a); Reach (2022); Watson (2022) allow users to interactively program a dialogue tree with a graphical user interface. Developers can manipulate various building blocks that classify user intents, sometimes with the help of built-in NLU (natural language understanding) modules. RASA allows developers to declare a list of global intents and program linear conversational paths accordingly (Bocklisch et al., 2017). Converse allows developers to program a special kind of “and-or” trees (Xie et al., 2022).

In dialogue trees, developers explicitly program all possible dialogue turns and responses. The resulting dialogues are very structured and easily controllable. However, This leads to exponentially many possible dialogue paths, almost impossible to exhaust in real-life scenarios.

## 2.2 LLM and task-oriented dialogues

A series of recent works attempts to integrate LLMs with TOD, showing its capability in dialogue state tracking (Hu et al., 2022; Feng et al., 2023; Hudeček and Dusek, 2023; Li et al., 2024; Zhang et al., 2023b). In particular, Li et al. (2024) uses GPT’s function calling capability for state tracking, which we compare against in Section 6.

When building end-to-end dialogue agents with LLMs, existing works typically feed the entire set of instructions to the model for response generation (Zhang et al., 2023b). While this works well on smaller domains, LLMs struggle to follow all instructions in real-life situations (Liu et al., 2024a), as we will demonstrate in Section 6. Recently, a popular framework Nemo-Guardrails (Rebedea et al., 2023), which allows programs to add “guardrails” to LLM-based conversational systems, has started to gain community attention. Operating under a simple trigger-action model, Nemo-Guardrails cannot handle multi-turn conversations where the dialogue state needs to be tracked, e.g., slot-fillings across multiple turns.

## 3 Design of the KITA Worksheet

Traditionally, task-oriented agents in NLP literature were designed as slot-filling frameworks. The users were prompted for specific values to fill pre-defined slots based on their utterances. These slots provide values to the parameters of API calls. However, slots are insufficient for capturing knowledge-oriented queries. Instead, formal representations or query languages should be used (Andreas et al., 2020; Lam et al., 2022; Liu et al., 2024b).

Contrary to dialog trees, we design KITA Worksheet as a high-level declarative specification, not too different from the information we would give to a human operator. It is designed to be read by our KITA agent to perform the given task. We describe the design goals along with the design below.

### 3.1 Design Objectives

*Conditional inputs.* Online tasks today are primarily implemented as webpages, with each website containing numerous pages. Users navigate the website by (1) choosing possible pages from a menu, which often opens up to more websites or (2) filling in requested fields iteratively. Suppose a user wants to report a lost coat. After they navigate the page for lost items, they need to report the flight information if it was lost on a plane and the

terminal if it was lost at the terminal, etc. It is not a single API call with a fixed set of parameters.

*Programmable Agent Policy.* Task-oriented agents not only just passively execute user commands but have their own objectives. For example, after a user books a flight, the agent may wish to offer the chance to book a rental car at a discount. Or, if the user is checking into a flight that is known to be delayed, the agent should inform the user. In other words, developers need to have the ability to code the agent policy in terms of actions to take and information to be supplied to the user. To ensure control, ease of development, and quick updates, it is important to let developers specify the policy rather than training a neural policy via dialogue training samples.

*Composition of APIs and queries.* We observe that a single user utterance can combine parameters for an API with queries, suggesting that we need to support full compositionality between APIs and queries. Consider the following example:

**Example 1:** A restaurant reservation agent may start by asking the user:

**Agent:** “Hi, I am the restaurant reservation assistant. Which restaurant would you like to book?”.

A traditional TOD system would expect the user’s response to directly provide a restaurant name to fill the corresponding slot. However, users often do not know which restaurant they want, but may however offer characteristics of the restaurants they want to book as well as details for the reservation. For example:

**User:** “I want to book an Italian restaurant in NYC for two on Valentine’s day”.

Here, the result of the query (Restaurant) is supplied as an argument to a task (Book Restaurant). Moreover, agents must record all the relevant parameters in the dialogue state. This example highlights how users can respond to a system’s question with another query while simultaneously providing information about other relevant task parameters.

### 3.2 The KITA Worksheet

The KITA Worksheet is a high-level declarative specification of a TOD agent task designed to achieve the above design objectives. A task specification consists of developer-defined types, knowledge corpus schemas, API calls, and a set of *worksheets*. A worksheet, inspired by the versatility of webforms, consists of a set of (potentially optional or conditional) typed inputs of interests and the

Ticket Submission Worksheet												
WS Predicate	WS Name	Predicate	Input	Type	Name	Enum Values	Description	Don't Ask	Required	Confirmation	Actions	WS Actions
	Main			WS	submit_ticket							
			input	Enum	student_task		The type of student requ...		TRUE			
						TroubleShoot						
						Leave of Abs.						
						Test Credits						
		self.student_task == "TroubleShoot"	input	Trouble Shoot	trouble_shoot		The enrollment issues that the student is facing		TRUE			
						...						
		self.student_task is not None and ( self.trouble_shoot and self.leave_of_abs and self.test_credits)	input	str	extra_details		Ask for any other detail that the student wants to add		TRUE			
			input	confirm	confirm		Confirm the student w...		TRUE		if self.confirm == False: >say("Thank you, can I assist you in any other way?")	
self.student_task == "Trouble..."	TroubleShoot			WS								
						...						
		services_general_info			db:free_text							

Figure 2: Programmable policies for ticket submission assistant using KITA Worksheets. The KITA Worksheets allow expressing different APIs and databases in a single specification as a spreadsheet. The system developer can write predicates and actions for tasksheets and fields. Moreover, the programming paradigm is declarative in contrast to the convoluted imperative paradigm of traditional dialogue tree-based TOD systems.

arbitrary actions to take.

A worksheet, as illustrated in Figure 2, has a name (*WS Name*), a predicate (*WS Predicate*) indicating when it is activated, and a set of fields. The top-level worksheet is unconditionally executed, and the rest of the worksheets are activated if their corresponding predicates are true. Each field has these attributes:

- *Predicate*: whether the field is active
- *Input*: whether it is an input or an internal value, the latter is computed rather than solicited from the user
- *Type*: if the type is “Enum”, the possible values are specified in the “Enum Values” field
- *Name*: the field name
- *Description*: a natural language description
- *Don't Ask*: if true, the agent saves the information if offered by the user, but does not solicit it. An example of such a field could be: “Is the user annoyed?”. In this case, the system won't explicitly ask the user if they are annoyed; however, if the user mentions that they are, the value can be set to True.
- *Required*: if true, solicits the user for a value
- *Confirmation*: if true, confirms the value with the user, which is useful if an undesirable side effect can result from a mistaken value.
- *Actions*: code (in Python) to be executed whenever a value is assigned to the variable.

Finally, each worksheet also has a *WS actions* field, where the developer can provide Python code to be executed when all the required fields are filled. Several built-in actions are provided to the developer: (1) `say (str)` responds to the user with the

given string `str`. (2) `propose (ws, [fld, val]*)` instantiates a new worksheet `ws` with the given field value pairs.

Worksheets do not just specify the information to be gathered, they are also used to keep track of the user supplied values in the dialogue so far. For example, if the users book two restaurants, then the dialogue history will be represented by 2 different instances of the `BookRestaurant` worksheet.

In Figure 2, we illustrate a KITA Worksheet created for the ticket submission agent, with two worksheets and schema for free-text corpus<sup>1</sup> (in a darker shade). The first worksheet is the main worksheet, which needs to be submitted using `submit_ticket` API. It is denoted by `WS` under the `Type` column. This worksheet has no predicate, meaning it can be updated by the user or the agent at any time.

### 3.3 Query Handling

As discussed above, the task includes the schemas of all knowledge bases to be used in the task. To keep track of the dialogues involving databases, we introduce a degenerate worksheet, the `KB-Worksheet`. Each query issued by the user will instantiate a `KB-Worksheet` automatically derived from the `KB` schema. The worksheet has the following fields: *NL query*: a string of the form `answer(s)`, where `s` is the de-contextualized (i.e. self-contained) query in natural language. This is expected to be produced by the agent's semantic parser. *SUQL query*: the SUQL query associated with the NL query. *KB result*: the result of execut-

<sup>1</sup>The actual KITA Worksheet contains seven worksheets (please refer to [Appendix C](#))

ing the SUQL query.

The action associated with the *NL query* field is to invoke the SUQL parser to convert the NL query into SUQL. The action with the *SUQL query* is to execute the query if all the required parameters are available.

### 3.4 Composition of Worksheets

Compositions of queries and APIs are supported by passing the result of an instance of a worksheet in as a field of another worksheet. For instance, the semantic parser translates “I want to *book an Italian restaurant in NYC for two on Valentine’s day*” into 2 partially filled worksheets:

1. A KB-worksheet  $w_1$  instantiated from the restaurant schema, where *NL query* has value

```
Answer(SELECT * FROM restaurants
WHERE 'italian' = ANY (cuisines)
AND location = 'NYC';)
```

2. A worksheet  $w_2$  instantiated from BookRestaurant where *restaurant* =  $w_1$ , *date* = “02/14/2024”, and *num\_people*=2.

## 4 The KITA Agent Design

Despite the impressive natural understanding capabilities of LLMs, they often struggle with maintaining relevant contextual information across longer conversations. This leads to hallucinated or fabricated values and repeating questions. To mitigate this, we use the KITA Worksheet to track the dialog state. Specifically, at each turn, the current state of the KITA Worksheet and the previous conversational turn are provided as input to both the LLM-based semantic parser and the response generator. This prevents the system from forgetting critical field values and inadvertently generating fictitious ones. Furthermore, to address the challenge of LLMs failing to solicit required parameters, we utilize a programmable agent policy that checks all the fields that need to be captured and suggests the next appropriate action.

The KITA agent has these 3 components: a contextual semantic parser that translates user utterance in the context of the dialogue, the agent policy, and the response generation as in Figure 3.

**Contextual Semantic Parsing** The contextual semantic parser translates the user utterance given the current dialogue state and generates the new

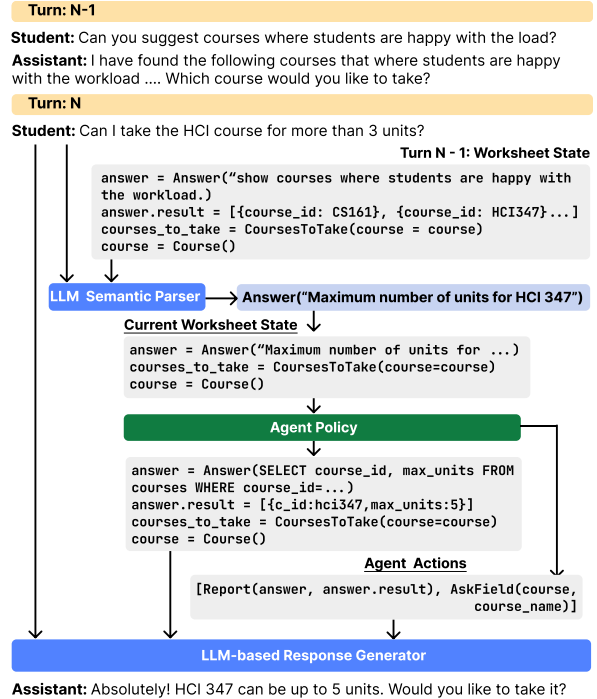


Figure 3: KITA provides the latest set of worksheets and only one previous conversation turn to the semantic parser. The parser outputs the current worksheets, which are used by the Agent Policy to generate the Agent Dialogue Acts. These Acts along with the latest worksheet value and the latest user utterance are used to generate the response.

dialogue state. Our active and completed worksheets are a complete encapsulation of information relevant for understanding the next user statement. Thus, they are used as formal context rather than the complete history of utterances.

The output of the parser is an updated set of worksheets. The user may (1) supply values to fields that are anticipated in existing worksheets; (2) modify a previously filled field or even remove its value; (3) initiate new tasks or queries. In the last case, new worksheets will be created.

**Agent Policy** The agent policy module interprets the state of the worksheet to determine its actions. The agent can communicate with the user through a set of 5 agent dialogue acts (Figure 4). The policy execution consists of the following steps:

1. If there are new database queries, the agent policy follows the actions on the instantiated KB-worksheets. A new NL query is translated into an SUQL query using the SUQL parser; if required parameters are missing, the agent policy uses the AskAct policy to ask users for the missing values. If the SUQL query is ready to be executed, it saves the returned

- **ReportAct**: Report the result of any API or Database call.
- **ConfirmationAct**: Confirm the value of a parsed field.
- **SayAct**: Explicitly say the defined utterance.
- **ProposeAct**: Propose to the user a new worksheet with possibly partially pre-filled values.
- **AskAct**: Ask for the value of the next field.

Figure 4: Agent Dialogue Acts

- result in the KB-worksheet.
2. Results of these databases are reported using the **ReportAct**.
  3. It examines all the newly populated fields in the order in the worksheet. If the field is indicated as requiring confirmation, it issues the **ConfirmationAct** action. Otherwise, execute any associated developer-defined actions that need no confirmation, or for which confirmation has been received.
  4. After all the newly filled fields are processed, the agent policy finds the first unfilled field and invokes the **AskAct** on it.
  5. If all the required fields are filled and all their corresponding actions are completed, then execute the developer-defined action associated with the entire worksheet.
  6. If the worksheet’s result is used as an input field in other worksheets, assign its value to such fields.

**Response Generator** All the dialogue acts produced by the agent policy are supplied to the generator, along with new KITA Worksheet state to generate a helpful response to the user.

## 5 Experiment: A Slot-Filling Task

Before we launch into the discussion of our real user study on 3 real-life applications, we perform a small comparison study on one of the more complex examples of a slot-based benchmark. We evaluate KITA on the banking domain of the StarV2 dataset (Zhao et al., 2023). We chose this domain because its program logic is relatively more complex than others, and existing agents perform poorly on it. AnyTOD (Zhao et al., 2023) has the SOTA result on StarV2. With KITA, the agent policy for the banking domain can be specified in 9 lines of code, as opposed to 31 lines in AnyTOD. We only provide three examples to the LLM-based semantic parser<sup>2</sup>; AnyTOD finetunes T5

<sup>2</sup>We use OpenAI’s gpt-4-turbo-2024-04-09 for all our experiments. All experiments performed before June 15 2024.

Applications	WS	Fields	DB	Pred	At.
Restaurant Reservation	2	8	2	2	3
Course Assistant	4	20	4	3	1
Ticket Submission	7	28	1	18	2

Table 1: Implementation statistics for three distinct applications with the total number of worksheets (WS), fields across all worksheets, databases (DB) provided, predicates (Pred) and actions (At.) defined in the complete KITA Worksheet.

XXL (13B) model on all domains except the one tested. ToD achieves a weighted System action F1 (SaF1) of 65; KITA achieves an impressive weighted SaF1 of 83 on a randomly sampled subset of 100 conversations from the banking domain. Furthermore, our analysis indicates that most of our errors are caused by inconsistent annotations in the dataset. (Worksheet, error description, and other experimental details are present in Appendix C).

## 6 Evaluation with Real Users

We evaluate KITA across three distinct applications with varying requirements to demonstrate the expressiveness and context-handling capabilities.

### 6.1 Baseline

We compare our system against OpenAI’s GPT-4-turbo, leveraging its functional calling abilities, which we call GPT-4 (FC). This baseline closely follows Li et al. (2024). Each worksheet is defined as a function, and the worksheet-level instructions are provided in the function description. The high-level policies are provided in the system prompt. Moreover, we provide the baseline system with the ability to use the `Answer()` function for external knowledge access.

### 6.2 Applications

We build two visually identical systems for all the applications, one that uses KITA and the other uses GPT-4 (FC). All the KITA Worksheet are provided in Appendix C.

**Restaurant Reservation** Making a restaurant reservation requires finding a suitable restaurant and providing booking information to complete a transaction. We use the real-life dataset containing restaurants from Yelp.com from Liu et al. (2024b).

**Ticket Submission** In this study, we aim to replicate a subset of tasks found within a university’s student services portal. University student services portals typically contain various tasks categorized

under different sections and subsections, posing a navigational challenge for students seeking to locate the appropriate link. Moreover, these portals often contain a vast corpus of free-text data, which students must peruse before submitting a ticket. We evaluated agents’ capability to handle nested webpages with predicates and subsequent actions.

**Course Enrollment** Finally, we evaluate the performance of KITA as a course enrollment assistant, which combines hybrid data sources to search for course details and fill out complicated nested forms. The assistants allow students to ask questions about course requirements, student reviews, and ratings while filling out their enrollment forms. We collect a real-life dataset containing courses from the Computer Science program, with 4 tables (courses, offerings, ratings, and programs).

**Study Design:** We use Prolific to recruit 22 participants for Restaurant Reservations and 20 users who identified as students for Ticket Submission. We recruited 20 university students to evaluate the Course Enrollment assistant. We instructed them to attempt to book a reservation, submit an issue ticket, and enroll in two courses, respectively. We randomly assigned users to one of the two systems. In total, we collected 99, 81, and 127 turns with KITA, and 90, 70, and 144 turns with With GPT 4 (FC), respectively. More details on instructions provided to the users are in [Appendix B](#).

### 6.3 Evaluation Metrics

**Semantic Parsing Accuracy** For each user turn, we manually inspect the code generated by the semantic parser for correct APIs and Databases and filled fields. We define the gold Semantic Parsing output ( $SP$ ) as the set of correct API calls ( $A$ ), Database calls ( $D$ ), and fields to fill ( $F$ ). Then for each user utterance,  $SP = \{s_1, s_2, \dots, s_m\}$ , where  $s_i \in \{A \cup D \cup F\}$  and  $m$  is the total number of choices, such that  $m = |A \cup D \cup F|$ . The Semantic Parsing Accuracy (SP Acc) for a system is defined as the number of correct choices in the semantic parser’s output divided by  $m$ .

**Execution Accuracy** We manually inspect each turn to check whether the agent executes the correct API and databases. For each agent turn, let the executions be  $E = \{e_1, e_2, \dots, e_m\}$  where  $e_i$  is an API or database call. We evaluate whether each  $e_i$  is a true positive or false positive. We calculate the Execution (Ex Acc) as the number of true positives divided by the number of true and false positives for all the execution calls in a conversation.

**Agent Dialogue Act Accuracy** For each turn, we manually inspect whether the agent’s dialogue act follows the policies provided by the developer. Formally, for each turn, we define a list of gold acts  $a_1, a_2, \dots, a_m$  where  $a_i \in A$ , all the possible agent dialogue acts. The Agent Dialogue Act Accuracy (DA Acc) for a system is defined as the number of correctly predicted actions divided by  $m$ . For GPT-4 (FC), we map its responses to the equivalent elements in the power set of all the possible actions.

**Goal Completion Rate** We define Goal Completion Rate (Goal CR) as the user’s ability to successfully complete the task with the system’s assistance. with the appropriate parameter values, then the goal is considered completed. Goal Completion Rate is a binary metric for each conversation, where 1 denotes that the goal was completed, and 0 indicates that the goal was not achieved.

## 7 Evaluation Results

### 7.1 User Studies

Table 2 compares KITA against GPT 4 (FC) across three metrics and find that KITA performs significantly better than GPT-4 (FC) on all three domains.

We observe that KITA consistently demonstrates a high semantic parsing rate (exceeding 85%), indicating that KITA Worksheet is simple to understand for LLMs with few shot examples. The marginally lower SP Acc (85.8%) observed in the Ticket Submission application can be attributed to the application’s complexity, featuring several worksheets (= 8) and API fields (= 28), as shown in Table 1.

Additionally, the higher Ex Acc can be attributed to providing compressed context as a worksheet state, enabling the LLM to invoke the correct API and execute the suitable database query. The superior performance on DA Acc can be ascribed to our agent’s capability to provide turn-by-turn instructions rather than presenting all the instructions at once, as is the case with GPT-4 (FC). The results validate the benefit of programmable policies in delivering a reliable assistant.

In terms of the final Goal Completion Rate, we observe that GPT-4 (FC) scores relatively higher in restaurant reservations, the domain it is most familiar with and well represented in existing dialogue datasets (Ye et al., 2022; Rastogi et al., 2020). Similar results are also observed by Zhang et al. (2023a) and Hudeček and Dusek (2023). However, GPT 4 (FC) struggles with less familiar domains, like ticket submission and course enrollment. We

	SP Acc	Ex Acc	DA Acc	Goal CR
<b>System</b>	<b>All Domains</b>			
GPT 4 (FC)	-	65.4	69.1	21.8
KITA (ours)	91.7	<b>91.5*</b>	<b>91.6*</b>	<b>74.2*</b>
	<b>Restaurant Reservation</b>			
GPT 4 (FC)	-	50.0	57.7	54.54
KITA (ours)	93.8	<b>88.0*</b>	<b>92.5*</b>	<b>91.6</b>
	<b>Ticket Submission</b>			
GPT 4 (FC)	-	58.6	67.6	0.0
KITA (ours)	85.8	<b>80.0*</b>	<b>82.5*</b>	<b>80.0*</b>
	<b>Course Enrollment</b>			
GPT 4 (FC)	-	79.2	77.8	10.0
KITA (ours)	94.5	<b>98.6*</b>	<b>98.1*</b>	<b>50.0</b>

Table 2: We perform a real user study with 62 users across three domains. We find that KITA performs significantly better than GPT-4 with Function Calling ability on the three applicable metrics. We perform t-test and mark the results with  $p < 0.05$  with \*. Bold represents the better result.

observe that the higher number of predicates, necessitating several instructions in the Ticket Submission application, makes it extremely challenging for GPT-4 (FC) to assist users in completing their tasks effectively. In most cases, GPT-4 (FC) does not elicit all the required fields from the user, hence making incomplete API calls. Moreover, despite having access to the Answer() function, GPT-4 (FC) often hallucinates non-existent courses and fails to enroll students.

On the contrary, we observe that KITA facilitates accurately completing and achieving their goals. We note that KITA effectively aids the users in completing their tasks ( $\geq 80\%$ ) in both the Restaurant Reservation and Ticket Submission applications. For the Course Enrollment assistant, we observe that users who could not complete the task abandoned the conversation prematurely. In most cases, this is due to the database not having enough information to answer the query. Nonetheless, KITA still drastically outperforms GPT-4 (FC), which uses the same database.

## 7.2 Error Analysis

We analyze all the error cases for our system and GPT-4 (FC) and provide examples in the Appendix.

**GPT-4 (Function Calling)** GPT 4 (FC) fails to use the provided Answer() function and responds directly to user queries, leading to fictitious responses. We note that it hallucinates in (7/10),




Figure 5: Analysis of semantic parsing errors with KITA for all the assistants. Most of the execution and dialogue act errors occur due to incorrect semantic parsing.

(4/11), and (5/10) conversations for course enrollment, ticket submission, and restaurant reservation domains. Moreover, it prematurely invokes the submission API in all three domains and disregards instructions such as failing to seek confirmation before invoking API's. More error analysis is Appendix E.

**KITA** We analyze errors in the Ticket Submission application. In 21% of the cases, the agent fails to handle cases where the user refuses to provide information for a required field, resulting in an unassigned value. Another 21% of errors stem from the semantic parser's inability to call all the necessary worksheets or populate the correct parameter values. 43% of errors were due to incorrect usage of Answer() function, either by using it incorrectly to query knowledge sources or by neglecting to use it altogether. In another 14% of errors, the LLM-based parser failed to initiate a new worksheet when the user attempted to start a new transaction and instead updated an existing worksheet.

We also observe that 33% and 66% errors in semantic parsing are due to creating erroneous worksheets or incorrect fields for Course Enrollment and Restaurant Reservation assistant. On the other hand, there are 66% and 33% errors due to incorrect usage of Answer().

## 8 Conclusion

We introduce KITA, a novel framework for building knowledge-integrated task assistants with LLMs, with KITA Worksheet, a high-level specification that allows for detailed control over conversation flows. Our real user studies with 62 participants demonstrate KITA drastically outperforms traditional LLM-based systems and dialogue trees. The accompanying dataset with 180 dialogue turns pro-



vides a resource for further research and underscores the practical applicability of our approach.

## Limitation

As an LLM-based system, KITA’s performance is directly tied to the capability of the underlying LLM. The non-deterministic nature of Language Models can also lead to performance variations across different runs.

Being a programmable framework, the performance of KITA is influenced by the specific policies implemented by developers for new domains. The selection of few-shot examples is also expected to impact the agent’s performance. To address this, we will provide comprehensive guidelines and tools for developers to create effective policies and select optimal few-shot examples in our release.

We acknowledge that the additional intermediate LLM calls introduced by KITA will lead to higher costs and increased latency. However, we believe these trade-offs are necessary to deliver a reliable and accurate integrated task and knowledge assistant.

## Ethical Considerations

Large Language Models have been increasingly utilized to build various task-oriented agents. We propose a novel method to enhance their accuracy and reliability. We do not anticipate any harm resulting from this work.

For the user evaluation of the Course Enrollment application, we recruited university students who voluntarily participated in the study, awarding each participant an Amazon gift card worth \$10 per 15 minutes. For the Restaurant Reservation and Ticket Submission applications, we used the Prolific platform to recruit participants and compensated them fairly, beyond the minimum wage. Our procedure has been approved by the Institutional Review Board (IRB) at our institution. All collected information is anonymous. We also remove any personal identifiable information from the collected dialogues.

Our code will be released publicly under the Apache License, Version 2.0, and the collected data will be made available to the community.

## Acknowledgement

This work is supported in part by the National Science Foundation, the Alfred P. Sloan Foundation, the Verdant Foundation, Microsoft Azure AI credit,

KDDI, JPMorgan Chase, and the Stanford Human-Centered Artificial Intelligence (HAI) Institute. We also thank Adit Negi, Aryaman Arora, Chenglei Si, Jordan Juravsky, Lucia Zheng, Liza Pertseva, Sagnik Bhattacharya, Sina Semnani, Tristan Thrush, Yijia Shao, Yanzhe Zhang and the members of the Stanford OVAL (Open Virtual Assistant Lab) for helpful discussion about the project and comments on the manuscript.

## References

Amazon. 2023. [Amazon lex](#).

Jacob Andreas, John Bufe, David Burkett, Charles Chen, Josh Clausman, Jean Crawford, Kate Crim, Jordan DeLoach, Leah Dorner, Jason Eisner, Hao Fang, Alan Guo, David Hall, Kristin Hayes, Kellie Hill, Diana Ho, Wendy Iwaszuk, Smriti Jha, Dan Klein, Jayant Krishnamurthy, Theo Lanman, Percy Liang, Christopher H. Lin, Ilya Lintsbakh, Andy McGovern, Aleksandr Nisnevich, Adam Pauls, Dmitriy Petters, Brent Read, Dan Roth, Subhro Roy, Jesse Rusak, Beth Short, Div Slomin, Ben Snyder, Stephon Striplin, Yu Su, Zachary Tellman, Sam Thomson, Andrei Vorobev, Izabela Witoszko, Jason Wolfe, Abby Wray, Yuchen Zhang, and Alexander Zotov. 2020. [Task-oriented dialogue as dataflow synthesis](#). *Transactions of the Association for Computational Linguistics*, 8:556–571.

Yejin Bang, Samuel Cahyawijaya, Nayeon Lee, Wengliang Dai, Dan Su, Bryan Wilie, Holy Lovenia, Ziwei Ji, Tiezheng Yu, Willy Chung, Quyet V. Do, Yan Xu, and Pascale Fung. 2023. [A multitask, multilingual, multimodal evaluation of ChatGPT on reasoning, hallucination, and interactivity](#). In *Proceedings of the 13th International Joint Conference on Natural Language Processing and the 3rd Conference of the Asia-Pacific Chapter of the Association for Computational Linguistics (Volume 1: Long Papers)*, pages 675–718, Nusa Dua, Bali. Association for Computational Linguistics.

Tom Bocklisch, Joey Faulkner, Nick Pawlowski, and Alan Nichol. 2017. [Rasa: Open source language understanding and dialogue management](#). *arXiv preprint*.

Paweł Budzianowski, Tsung-Hsien Wen, Bo-Hsiang Tseng, Iñigo Casanueva, Stefan Ultes, Osman Ramadan, and Milica Gašić. 2018. [MultiWOZ - a large-scale multi-domain Wizard-of-Oz dataset for task-oriented dialogue modelling](#). In *Proceedings of the 2018 Conference on Empirical Methods in Natural Language Processing*, pages 5016–5026, Brussels, Belgium. Association for Computational Linguistics.

Yujie Feng, Zexin Lu, Bo Liu, Liming Zhan, and Xiao-Ming Wu. 2023. [Towards llm-driven dialogue state tracking](#). *arXiv preprint arXiv:2310.14970*.

- Google. 2024. [Google dialogueflow](#).
- Yushi Hu, Chia-Hsuan Lee, Tianbao Xie, Tao Yu, Noah A Smith, and Mari Ostendorf. 2022. In-context learning for few-shot dialogue state tracking. *arXiv preprint arXiv:2203.08568*.
- Vojtěch Hudeček and Ondřej Dušek. 2023. [Are large language models all you need for task-oriented dialogue?](#) In *Proceedings of the 24th Annual Meeting of the Special Interest Group on Discourse and Dialogue*, pages 216–228, Prague, Czechia. Association for Computational Linguistics.
- Vojtěch Hudeček and Ondřej Dušek. 2023. Are llms all you need for task-oriented dialogue? *arXiv preprint arXiv:2304.06556*.
- Sehoon Kim, Suhong Moon, Ryan Tabrizi, Nicholas Lee, Michael W Mahoney, Kurt Keutzer, and Amir Gholami. 2023. An llm compiler for parallel function calling. *arXiv preprint arXiv:2312.04511*.
- Monica S. Lam, Giovanni Campagna, Mehrad Moradshahi, Sina J. Semnani, and Silei Xu. 2022. [Thingtalk: An extensible, executable representation language for task-oriented dialogues](#). *Preprint*, arXiv:2203.12751.
- Zekun Li, Zhiyu Zoey Chen, Mike Ross, Patrick Huber, Seungwhan Moon, Zhaojiang Lin, Xin Luna Dong, Adithya Sagar, Xifeng Yan, and Paul A. Crook. 2024. [Large language models as zero-shot dialogue state tracker through function calling](#). *Preprint*, arXiv:2402.10466.
- Nelson F Liu, Kevin Lin, John Hewitt, Ashwin Paranjape, Michele Bevilacqua, Fabio Petroni, and Percy Liang. 2024a. Lost in the middle: How language models use long contexts. *Transactions of the Association for Computational Linguistics*, 12:157–173.
- Shicheng Liu, Jialiang Xu, Wesley Tjangnaka, Sina J. Semnani, Chen Jie Yu, and Monica S. Lam. 2024b. [Suql: Conversational search over structured and unstructured data with large language models](#). In *Findings of the Association for Computational Linguistics: NAACL 2024*.
- Microsoft. 2022a. [Microsoft bot framework composer](#).
- Microsoft. 2022b. [Microsoft power virtual assistants](#).
- Shishir G. Patil, Tianjun Zhang, Xin Wang, and Joseph E. Gonzalez. 2023. [Gorilla: Large language model connected with massive apis](#). *Preprint*, arXiv:2305.15334.
- Bot Press. 2024. [Bot press](#).
- Abhinav Rastogi, Xiaoxue Zang, Srinivas Sunkara, Raghav Gupta, and Pranav Khaitan. 2020. Towards scalable multi-domain conversational agents: The schema-guided dialogue dataset. In *Proceedings of the AAAI conference on artificial intelligence*, volume 34, pages 8689–8696.
- One Reach. 2022. [One reach](#).
- Traian Rebedea, Razvan Dinu, Makesh Narsimhan Sreedhar, Christopher Parisien, and Jonathan Cohen. 2023. [NeMo guardrails: A toolkit for controllable and safe LLM applications with programmable rails](#). In *Proceedings of the 2023 Conference on Empirical Methods in Natural Language Processing: System Demonstrations*, pages 431–445, Singapore. Association for Computational Linguistics.
- Watson. 2022. [Ibm watson assistants](#).
- Tian Xie, Xinyi Yang, Angela S. Lin, Feihong Wu, Kazuma Hashimoto, Jin Qu, Young Mo Kang, Wenpeng Yin, Huan Wang, Semih Yavuz, Gang Wu, Michael Jones, Richard Socher, Yingbo Zhou, Wenhao Liu, and Caiming Xiong. 2022. [Converse: A tree-based modular task-oriented dialogue system](#). *arXiv preprint*.
- Fanghua Ye, Jarana Manotumruksa, and Emine Yilmaz. 2022. [MultiWOZ 2.4: A multi-domain task-oriented dialogue dataset with essential annotation corrections to improve state tracking evaluation](#). In *Proceedings of the 23rd Annual Meeting of the Special Interest Group on Discourse and Dialogue*, pages 351–360, Edinburgh, UK. Association for Computational Linguistics.
- Xiaoying Zhang, Baolin Peng, Kun Li, Jingyan Zhou, and Helen Meng. 2023a. [Sgp-tod: Building task bots effortlessly via schema-guided llm prompting](#). *arXiv preprint arXiv:2305.09067*.
- Xiaoying Zhang, Baolin Peng, Kun Li, Jingyan Zhou, and Helen Meng. 2023b. [SGP-TOD: Building task bots effortlessly via schema-guided LLM prompting](#). In *Findings of the Association for Computational Linguistics: EMNLP 2023*, pages 13348–13369, Singapore. Association for Computational Linguistics.
- Jeffrey Zhao, Yuan Cao, Raghav Gupta, Harrison Lee, Abhinav Rastogi, Mingqiu Wang, Hagen Soltau, Izhak Shafran, and Yonghui Wu. 2023. [AnyTOD: A programmable task-oriented dialog system](#). In *Proceedings of the 2023 Conference on Empirical Methods in Natural Language Processing*, pages 16189–16204, Singapore. Association for Computational Linguistics.

## A Experimental Settings

We used OpenAI’s GPT 4-turbo for semantic parsing and response generation. The underlying SUQL system uses GPT 3-turbo. All the experiments were performed before June 15, 2024. The semantic parser uses a temperature of 0.0, and the response generation module uses a temperature of 0.7.

## B User Study

We use the same user interface for KITA and GPT 4 (FC) as shown in Figure 6



**Course Enrollment Assistant** 12:12 AM

Here is your user id: **8d47a1dd-b0ca-4a30-a44d-f2c975504125**

Hello! I'm the Course Enrollment Assistant. I can help you with :

- Selecting a course: just say find me programming courses
- Enrolling into a course.
- Asking me any question related to courses and their requirement criteria.

How can I help you today?

Please be a user who asks several questions, here are some examples:

- **Once you selected some course information, you should change your mind about units or grade type**
- **Ask questions about courses before selecting a course**

The agent policy makes it mandatory for users to take at least two courses.



Type your message here...



Built with  Chainlit

Figure 6: User study webapp for Course enrollment assistant, similar interface was used for other studies

# Welcome to Restaurant Booking Assistant Study

Welcome to our user study for evaluating the new Restaurant Booking Assistant, a digital tool designed to streamline your dining plans. This assistant is tailored to help users effortlessly search for restaurants, provide detailed information about each establishment, and facilitate easy booking of tables. Whether you are looking for a romantic dinner spot, a family-friendly eatery, or a business lunch venue, this assistant aims to cater to all your dining needs.

**Currently we operate in 4 bay area cities San Francisco, Palo Alto, Sunnyvale, and Cupertino**

## **Purpose of the Study**

This study is conducted purely for research purposes. The feedback collected will be instrumental in enhancing the functionality and user interface of the Restaurant Booking Assistant, ensuring that it meets the practical needs and expectations of users like yourself. By participating in this study, you will contribute valuable insights that can shape the future development of this innovative service.

## **Interact with the assistant to complete the following tasks:**

1. **Search for Restaurants:** Use the assistant to find a restaurant based on your preferred cuisine, location, or price range.
2. **Inquire About Restaurants:** Ask the assistant any questions you may have about the restaurants, such as menu options, ambiance, accessibility, or dietary accommodations.
3. **Book a Table:** Proceed to book a table through the assistant by specifying the date, time, and number of guests.

## **Instructions**

- Interact with the Restaurant Booking Assistant as you would with any service designed to help you make dining reservations.
- Feel free to explore different functions and features of the assistant.
- After completing your tasks, you will be asked to fill out a short survey regarding your experience. This will include questions about the ease of use, the relevance and accuracy of the information provided, and your overall satisfaction with the service.

Figure 7: user study survey form

# Welcome to Course Enrollment Assistant Study



**B** *I* U

Welcome to our user study for evaluating the new Course Enrollment Assistant, a digital tool designed to streamline your information gathering and ticket submission process. This assistant is tailored to help users effortlessly search for information about and do these tasks:

1. Ask for course suggestions.
2. Ask any question about the course.
3. Select courses you want to take.

## Purpose of the Study

This study is conducted purely for research purposes. The feedback collected will be instrumental in enhancing the functionality and user interface of the Course Enrollment Assistant, ensuring that it meets the practical needs and expectations of users like yourself. By participating in this study, you will contribute valuable insights that can shape the future development of this innovative service.

## We are testing three capabilities:

1. Factuality: The system should not hallucinate answers.
2. Following fixed guidelines: The system should not deviate from the developer guided policy.
3. Consistent to its context: The system should not "forget" information already provided by the user.

## Interact with the assistant to complete the following tasks:

1. **Ask information about courses:** Ask the assistant to find you courses based on different criteria.
2. **Ask for recommendations:** Ask the assistant to recommend you courses.
3. **Select courses you want to enroll in:** Use the assistant to enroll to at least two courses.

## Instructions

- Interact with the Course Enrollment Assistant as you would with Simple Enroll
- Feel free to explore different functions and features of the assistant.
- After completing your tasks, you will be asked to fill out a short survey regarding your experience. This will include questions about the ease of use, the relevance and accuracy of the information provided, and your overall satisfaction with the service.

## Confidentiality and Data Use

Please be assured that no personal information will be collected during this study and the conversations collected will be used solely for research purposes.

Thank you for participating and helping us improve the Course Enrollment Assistant. Your input is invaluable and greatly appreciated.

Figure 8: user study survey form

## Welcome to Service Now Assistant Study

**B** *I* U  

Welcome to our user study for evaluating the new Service Now Services a digital tool designed to streamline your information gathering and ticket submission process. This assistant is tailored to help users effortlessly search for information about:

1. **Enrollment process**
2. **Leave of absence process**
3. **External Test Credits are not showing up on the transcript**

### Purpose of the Study

This study is conducted purely for research purposes. The feedback collected will be instrumental in enhancing the functionality and user interface of the Service Now Assistant, ensuring that it meets the practical needs and expectations of users like yourself. By participating in this study, you will contribute valuable insights that can shape the future development of this innovative service.

### We are testing three capabilities:

1. **Factuality:** The system should not hallucinate answers.
2. **Following fixed guidelines:** The system should not deviate from the developer guided policy.
3. **Consistent to its context:** The system should not "forget" information already provided by the user.

### Interact with the assistant to complete the following tasks:

1. **Requesting Information:** Ask the assistant to find information about any of the topics mentioned above
2. **Submitting Ticket:** Use the assistant to submit service now tickets.

### Instructions

- Interact with the Service Now Assistant as you would with any service designed to help you submit issue tickets.
- Feel free to explore different functions and features of the assistant.
- After completing your tasks, you will be asked to fill out a short survey regarding your experience. This will include questions about the ease of use, the relevance and accuracy of the information provided, and your overall satisfaction with the service.

### Confidentiality and Data Use

Please be assured that no personal information will be collected during this study and the conversations collected will used solely for research purposes.

Thank you for participating and helping us improve the Service Now Assistant. Your input is invaluable and greatly appreciated.

Figure 9: user study survey form

Write a few sentences on what you liked about this chatbot. \*

Long answer text

---

Write a few sentences on what you disliked about this chatbot. \*

Long answer text

---

Did you encounter any problems while using this chatbot? If yes, please elaborate. \*

Long answer text

---

Figure 10: user study survey form questionnaire

### B.1 User instruction for Restuarant Reservation

The users were instructed to search for restaurants in one of four available location and then attempt to book the restaurant.

### B.2 User instruction for Course enrollment

These users were instructed to request course recommendations from the assistant and subsequently attempt to complete the course enrollment process using the assistant. The users interacted with KITA for 127 turns and 146 turns with GPT-4 (FC).

### B.3 User instruction for Ticket Submission

- You applied for a leave of absence but cannot check your form status.
- You are having trouble with joining the waitlist for a course.
- You cannot find your AP credits in your transcript.

### B.4 Example Conversations

Here are examples of good and bad conversations for the KITA system and the GPT system across all three applications. University names, services, and some classes have been obfuscated.

#### B.4.1 KITA Course Enroll Good Example

**User:** Find me programming courses that will teach me object oriented programming

**Bot:** I searched for programming courses that specifically teach object-oriented programming, but unfortunately, I couldn't find any available courses. Could you please provide me with the details of the courses you want to take?

**User:** Provide me details about CS108

**Bot:** I searched for details about CS108. Here is the information: - **Course Title**: Object-Oriented Systems Design - **Course Codes**: CS 108 - **Description**: Software design and construction in the context of large OOP libraries. Taught in Java. Topics include OOP design, design patterns, testing, graphical user interface (GUI) OOP libraries, software engineering strategies, and approaches to programming in teams. Prerequisite: CS 107. - **Average Hours Spent**: 16.29 hours per week.

Could you please provide me with the details of the courses you want to take?

**User:** How does this class compare to CS124?

**Bot:** I compared CS108 and CS124 based on their average ratings. Here's what I found: - **CS108 - Object-Oriented Systems Design** has an average rating of 4.13. - **CS124 - From Languages to Information** has an average rating of 4.58.

It appears that CS124 has a higher average rating

compared to CS108.

Could you please provide me with the details of the courses you want to take?

**User:** Am I well prepared for "CS Course" after taking CS124?

**Bot:** I searched to see if taking CS 124 prepares you for CS 224N, but I couldn't find any direct information indicating that CS 124 is a prerequisite for CS 224N. Could you please provide me with the details of the courses you want to take?

**User:** I would like to take classes related to the movie industry and movie making, such as graphics and computer vision. Can you give me some recommendations?

**Bot:** I searched for courses related to the movie industry and movie making, focusing on graphics and computer, and found a couple of interesting options: 1. **\*\*Topics in Computer Graphics: Agile Hardware Design (CS 448H)\*\*** - This course covers various topics which change each quarter, including computational photography, data visualization, character animation, virtual worlds, graphics architectures, and advanced rendering. More details can be found at [University's graphics course offerings](<http://graphics.university.edu/courses>). This course can be repeated for credit. 2. **\*\*Topics in Computer Graphics (CS 448)\*\*** - Similar to CS 448H, this course also explores topics like computational photography, data visualization, character animation, and more, with details available on the [course website](<http://graphics.university.edu/courses>). This course is also repeatable for credit.

Could you please provide me with the details of the courses you want to take?

**User:** How many units is CS 448? And when is it offered?

**Bot:** I looked up the course CS 448, specifically 'Data Visualization', and found that it is offered as a 4-unit course. The class sessions are scheduled on Mondays and Wednesdays from 11:30 AM to 12:50 PM. Could you please provide me with the details of the courses you want to take?

**User:** What quarter is it offered?

**Bot:** I checked the quarter in which CS 448B 'Data Visualization' is offered. It is offered in the autumn quarter. Could you please provide me with the details of the courses you want to take?

**User:** Let's enroll in CS448

**Bot:** Could you please specify the desired grading basis for CS 448B 'Data Visualization'? The options are: Credit/No Credit, Letter.

**User:** Letter

**Bot:** Thank you for confirming the grading basis. Could you please specify the number of units you want to take for the course CS 448B 'Data Visualization'?

**User:** 3 units

**Bot:** Thank you! Now, could you please provide the details for the second course you would like to take? This includes the course name, grade type, and number of units.

**User:** Let's also take CS147 for 5 units in the fall

**Bot:** Thank you for the information on the second course, CS147. Do you wish to take more courses?

**User:** No, that is all. Can you please tell me what I am currently enrolled in?

**Bot:** I have the details for the courses you've selected so far. Could you please confirm all the course details before we proceed?

- **\*\*First Course:\*\*** - Name: CS 448B - Grade Type: Letter - Number of Units: 3 - **\*\*Second Course:\*\*** - Name: CS147 - Grade Type: Letter - Number of Units: 5

Can you confirm all the course details before saving?

**User:** Yes that's correct!

**Bot:** Thank you for confirming the course details. Could you please provide me with some additional details about the student, such as the name, student ID, and student email address?

**User:** My name is Roger Corman, ID rogerc, and email roger@university.edu

**Bot:** Thank you for providing your details, Roger. Could you please confirm if all the information you want to submit is correct?

**User:** Yes that is correct

**Bot:** Thank you for confirming. Your course enrollment has been successfully processed. Your transaction ID is 4b087961-b779-4958-a205-9a0938e4cbd0. If you have any other questions or need further assistance, feel free to ask!

#### B.4.2 KITA Course Enroll Bad Example

**User:** Compile a list of computer vision courses available

**Bot:** I searched for computer vision courses available and found the following:

1. **\*\*Computer Vision: From 3D Reconstruction to Recognition\*\*** (CS 231A): An introduction to the concepts and applications in computer vision. Topics include cameras and projection models, low-level image processing methods such as filtering



and edge detection; mid-level vision topics such as segmentation and clustering; shape reconstruction from stereo, as well as high-level vision tasks such as object recognition, scene recognition, face detection, and human motion categorization.

2. **Deep Learning for Computer Vision** (CS 231N): This course is a deep dive into details of the neural-network-based deep learning methods for computer vision. It covers learning algorithms, neural network architectures, and practical engineering tricks for training and fine-tuning networks for visual recognition tasks.

3. **Computer Vision and Image Analysis of Art** (CS 231C): Presents the application of rigorous image processing, computer vision, machine learning, computer graphics, and artificial intelligence techniques to problems in the history and interpretation of fine art paintings, drawings, murals, and other two-dimensional works, including abstract art.

4. **Generative Adversarial Networks** (CS 236G): Generative Adversarial Networks (GANs) have rapidly emerged as the state-of-the-art technique in realistic image generation. This course presents theoretical intuition and practical knowledge on GANs, from their simplest to their state-of-the-art forms.

5. **AI for Social Good** (CS 21SI): Students will learn about and apply cutting-edge artificial intelligence techniques to real-world social good spaces. The class will focus on techniques from machine learning and deep learning, including regression, neural networks, convolutional neural networks (CNNs), and recurrent neural networks (RNNs).

Could you please provide me with the details of the courses you want to take?

**User:** What is available in summer quarter?

**Bot:** I searched for computer vision courses available in the summer quarter, but unfortunately, I couldn't find any information on computer vision courses being offered during that time. Could you please provide me with the details of any other courses you are interested in taking this summer?

**User:** which ones do not involve UNet?

**Bot:** I searched for summer quarter courses that do not involve UNet, but I couldn't find any information on such courses. Could you please provide me with the details of any other courses you are interested in taking this summer?

**User:** dont restrict yourself to summer

**Bot:** Understood, without restricting to a specific

quarter, let's look into the courses again. Could you please provide me with the details of the courses you are interested in taking?

**User:** i am interested in computer vision courses which do not involve UNet

**Bot:** I searched for computer vision courses that do not involve UNet, but unfortunately, I couldn't find any information. Could you provide me with more details or any specific requirements for the computer vision courses you are interested in taking?

**User:** which ones of the above involve less than 15 hours effort per week

**Bot:** I found several computer vision courses that involve less than 15 hours of effort per week. Here they are:

1. **Computer Vision and Image Analysis of Art (CS 231C):** This course focuses on applying image processing, computer vision, machine learning, and other techniques to problems in the history and interpretation of fine art. It covers the analysis of brushstrokes, medium, artists' working methods, and more. Recommended prerequisites include CS 131 or EE 168.

2. **Generative Adversarial Networks (CS 236G):** This course offers theoretical and practical knowledge on Generative Adversarial Networks (GANs), covering their applications in realistic image editing, medicine, and visualizing scenarios of climate change. Prerequisites include linear algebra, statistics, CS106B, plus a graduate-level AI course such as CS230, CS229, or CS221.

3. **Computer Vision: Foundations and Applications (CS 131):** This course introduces fundamental concepts in image processing and various applications of Computer Vision in automotive, healthcare, and other sectors. It requires familiarity with Python, Calculus, & Linear Algebra.

4. **AI-Assisted Care (CS 337, MED 277):** Focused on applying computer vision and machine learning technologies in healthcare, this course offers research projects on care for seniors, surgical quality analysis, and more. It is open to students in both the school of medicine and the school of engineering.

5. **Computer Vision for Education and Social Science Research (CS 432, EDUC 463):** This course aims to provide education and social science researchers with the knowledge to apply computer vision algorithms in their work. It requires familiarity with Python and some experience with data.

Could you please provide me with the details of

the courses you are interested in taking?

**User:** Which of the above has more grad students than undergrads?

**Bot:** I searched for courses with a minimum of 100 units, as a possible indicator of graduate-level courses, but couldn't find any information on which of the courses has more grad students than undergrads. Could you please provide me with the details of the courses you are interested in taking?

**User:** which of the computer vision courses you mentioned has no final exam and one project?

**Bot:** I searched for computer vision courses that have no final exam, one project, are graded as 'Letter or Credit/No Credit', and have exactly one prerequisite course, but I couldn't find any information. Could you please provide me with the details of the courses you want to take?

**User:** I will take CS131. Summarize the course content

**Bot:** The course CS131 focuses on Computer Vision technologies, which are revolutionizing sectors such as automotive, healthcare, manufacturing, and agriculture. It delves into how technologies enable robots to navigate and perform tasks, search engines to index vast amounts of images and videos, algorithms to diagnose diseases from medical images, and smart cars to drive safely. The course covers fundamental principles and applications of Computer Vision, introducing concepts in image processing and leading students through projects to implement advanced algorithms. Optional discussion sections are available on Fridays. Prerequisites include familiarity with Python, Calculus, and Linear Algebra. Could you please provide me with the details of any other courses you would like to take?

**User:** Yes, I am also thinking about taking CS432. How is the content different from CS131?

**Bot:** I'm sorry, but there seems to be a misunderstanding. The course CS432 was not listed in the results I provided earlier. However, I can share details about other courses that were mentioned:

1. **\*\*Hap.py Code: The Python Programming Language (CS 41)\*\*** - This course covers the fundamentals and contemporary usage of the Python programming language, focusing on developing best practices in writing Python and exploring the extensible and unique parts of the Python language. Topics include Pythonic conventions, data structures, powerful built-ins, and Python libraries. Towards the end, students will work on developing a significant Python project.

2. **\*\*CS + Social Good Studio: Implementing**

**Social Good Projects (CS 52)\*\*** - This course is a continuation of CS51, focusing on applying scalable technical frameworks, methods to measure social impact, tools for deployment, user acquisition techniques, and growth/exit strategies to build a sustainable infrastructure around a product idea.

3. **\*\*Dissecting The Modern Computer (CS 80E)\*\*** - Offers a high-level, accessible introduction to computer architecture through the RISC-V ISA, covering topics from simple digital circuits, assembly, processors, memory systems, and bonus topics like GPUs.

4. **\*\*How to Make VR: Introduction to Virtual Reality Design and Development (CS 11SI)\*\*** - A hands-on course where students will design and develop virtual reality applications using the Unity game engine, focusing on design best practices and the creation pipeline for VR applications.

5. **\*\*Topics in Computer Networks (CS 344)\*\*** - Often referred to as "Build an Internet Router," this course provides hands-on experience in building the hardware and software of a high-performance network system, including designing a control plane in C and the data plane in the P4 language.

Could you please provide me with the details of any other courses you would like to take?

**User:** Show me courses for spring quarter which require calculus knowledge

**Bot:** I found some courses for the spring quarter that require calculus knowledge: 1. **\*\*Introduction to Probability for Computer Scientists (CS 109)\*\*** - Offered on Monday, Wednesday, and Friday from 3:00 PM to 4:20 PM. Instructors include Chris Piech and Jerry Cain. 2. **\*\*Natural Language Processing with Deep Learning (CS 224N, LINGUIST 284, SYMSYS 195N)\*\*** - Offered on Tuesday and Thursday from 4:30 PM to 5:50 PM. Instructors are Diyi Yang and Tatsunori Hashimoto. Another offering by Christopher Manning does not have specified days or times.

Could you please provide me with the details of the courses you would like to take?

**User:** I'm taking "CS Course"

**Bot:** Great choice! For "CS Course", could you please specify the desired grading basis? Options are: Credit/No Credit, Letter.

**User:** Letter

**Bot:** Could you also tell me how many units you want to take for this course?

**User:** what is the maximum credits for this?

**Bot:** The maximum number of units you can take for the course CS 224N is 4. How many units

would you like to take for this course?

**User:** 3

**Bot:** Could you please provide the details for the second course you would like to take, such as the name, grade type, and units?

**User:** I'm taking CS131

**Bot:** What is the desired grading basis for CS131? The options are: Credit/No Credit, Letter.

**User:** Same as the previous one

**Bot:** Could you please specify the number of units you want to take for CS131?

**User:** same as that for "CS Course"

**Bot:** Could you please confirm if you would like to take more courses?

**User:** no

**Bot:** Great, let's review and confirm the details of the courses you've selected: - **First Course:** - Name: CS 224N - Grade Type: Letter - Number of Units: 3 - **Second Course:** - Name: CS 131 - Grade Type: Letter - Number of Units: 3

Can you confirm all the course details before we proceed?

**User:** change the grade type for "CS Course" to credit/no credit

**Bot:** Certainly! I will update the grade type for CS 224N to Credit/No Credit. Here are the updated course details: - **First Course:** - Name: CS 224N - Grade Type: Credit/No Credit - Number of Units: 3 - **Second Course:** - Name: CS 131 - Grade Type: Letter - Number of Units: 3

Can you confirm all the course details before we proceed?

**User:** yes

**Bot:** Great! Now, could you please provide me with the details about yourself such as your name, student ID, and student email address?

**User:** Tony, 6894536, tony@university.com

**Bot:** Thank you, Tony. Could you also tell me if you are an international student?

**User:** no

**Bot:** Great, thank you for confirming that. Before we proceed, could you please confirm all the fields you want to submit for your course enrollment?

**User:** what are the fields?

**Bot:** The fields you need to confirm for your course enrollment are as follows: - **First Course:** - Name: CS 224N - Grade Type: Credit/No Credit - Number of Units: 3 - **Second Course:** - Name: CS131 - Grade Type: Letter - Number of Units: 3 - **Student Information:** - Name: Tony - Student ID: 6894536 - Email Address: tony@university.com - International Student: No

Could you please confirm if all these details are correct?

**User:** yes

**Bot:** Thank you for confirming the details. Your course enrollment has been successfully processed. Your transaction ID is 6ccfa962-ed48-416e-a3bd-017281733e4c. If you have any more questions or need further assistance, feel free to ask!

#### **B.4.3 KITA Ticket Submission Good Example**

**User:** I cannot find my AP credits in my transcript

**Bot:** Could you please specify when the test scores were submitted?

**User:** May 2024

**Bot:** Thank you for providing the submission date. Could you please provide any additional details or specifics about the issue that you would like to add?

**User:** They were for AP psychology

**Bot:** Thank you for providing the details. Could I also get your full name to proceed with addressing your issue regarding the AP psychology credits?

**User:** Jane Doe

**Bot:** Great! Before I submit the ticket, can you confirm the details? - Student Task: External Test Credits - Specific Issue: Missing or Incorrect Record - Test Issues: Credit not posted - Test Type: Advanced Placement (AP) Scores - Time of Test Score Submission: May 2024 - Extra Details: They were for AP psychology - Full Name: Jane Doe

**User:** Correct

**Bot:** Your request has been successfully submitted. Here are the details: - **Student Task:** External Test Credits - **Specific Issue:** Missing or Incorrect Record - **Test Issues:** Credit not posted - **Test Type:** Advanced Placement (AP) Scores - **Time of Test Score Submission:** May 2024 - **Extra Details:** They were for AP psychology - **Full Name:** Jane Doe

Your transaction ID is 38be85b0-da27-4a45-926c-c300389a1b3d. Please keep this for your records. If you have any further questions or need additional assistance, feel free to ask!

#### **B.4.4 KITA Ticket Submission Bad Example**

**User:** Hi! I am not able to view my AP credits in my transcript. Are you able to assist with this?

**Bot:** Certainly! To assist you with the issue regarding your AP credits not appearing on your transcript, could you please tell me when the test scores

were submitted?

**User:** Last week

**Bot:** Thank you for providing the submission time. Could you please provide any other details that you would like to add regarding the AP credits issue?

**User:** I need them to appear so I don't have to take my gen-eds

**Bot:** Can I get your full name?

**User:** Dave Malloy

**Bot:** Great! Before I submit the ticket, can you confirm the details?

- Student Task: External Test Credits - Specific Issue: Missing or Incorrect Record - Test Issues: Credit not posted - Test Type: Advanced Placement (AP) Scores - Time of Test Score Submission: Last week - Extra Details: I need them to appear so I don't have to take my gen-eds - Full Name: Dave Malloy

**User:** Yeah, and can you tell them it's urgent? I need to know what classes to register for ASAP

**Bot:** Yes, I will make sure to emphasize the urgency of your situation. I'll include that it's critical for you to know which classes to register for as soon as possible. Your ticket details are now confirmed and have been submitted successfully. Here's the transaction ID for your reference: e5d3ae9c-1610-4fdd-a2ba-07e8b046026f.

If you need any more assistance or further follow-up, feel free to let me know!

**User:** I also need to submit for a leave of absence. Where can I do that?

**Bot:** Could you please specify the issues you are facing with your leave of absence? Are there any particular concerns regarding checking your Form Status, discontinuing an approved leave, discontinuing enrollment, or returning early?

**User:** I just need to know how to do it

**Bot:** Thank you, Dave Malloy. Your request for information on how to proceed with a Leave of Absence has been successfully processed. Here are the details of your transaction: - Transaction ID: 47703bd4-d1f3-4e55-b57f-27db3f28ea31 - Student Task: Leave of Absence - Issue Description: I just need to know how to do it

Please let me know if there is anything else you need assistance with.

**User:** You didn't answer my question

**Bot:** To enroll in classes, you need to follow these steps:

1. Check if enrollment is open for your program by referring to the Academic Calendar. 2. Ensure there are no enrollment holds on your account.

Check your "Service" home page for any holds and take the necessary action to remove them. 3. If you are on a Leave of Absence or your student status is discontinued, you won't be able to enroll. Refer to the pertinent resources provided for more information.

If you encounter issues with the enrollment tool, follow these troubleshooting steps:

1. Remove any remaining "planned" classes. 2. Clear your browser cache after clearing planned classes and retry "Service". 3. Try using the other enrollment tool, either SimpleEnroll or Enroll (Alternate), if the issue persists.

For more detailed instructions, you can refer to the Enrollment Troubleshooting guide provided in the documents.

Please let me know if you need further assistance or have any other questions!

**User:** I don't need to enroll, I need to get a leave of absence

**Bot:** Could you provide more details relating to your request for the status of the Leave of Absence form? This will help me assist you better.

**User:** My mom is sick

**Bot:** I'm sorry to hear about your mom. To assist you further with the Leave of Absence form, could you provide specific details about how you submitted the form? For example, was it via email, in person, or through a staff member?

**User:** In person

**Bot:** When exactly did you submit the Leave of Absence form in person?

**User:** yesterday

**Bot:** Thank you for confirming that, Dave Malloy. Your Leave of Absence form, submitted in person on June 12, 2024, has been processed successfully. Your transaction ID is 2ca6a01a-2d01-4eb7-943a-93c965a9308f. If you need any further assistance, please let me know!

**User:** Thanks!

**Bot:** You're welcome! If you have any more questions or need further assistance, feel free to ask.

#### **B.4.5 KITA Restaurant Reservation Good Example**

**User:** I would like to book a table for dinner in San Francisco

**Bot:** I've found a few options for dinner in San Francisco. Here they are:

1. **\*\*The Public Izakaya\*\*** - An Izakaya, Sushi

Bars, Ramen place with a moderate price level. It's rated 4.5 based on 243 reviews. Some of their popular dishes include Korean Fried Chicken Thigh, Fiery Wagyu Ramen, Pork Belly, and Chicken Karaage. You can reach them at (415) 658-7588. Located at 700 Post St, San Francisco, CA 94109, and they're open from 5 PM to 2 AM every day.

2. **\*\*Fang\*\*** - A Chinese, Asian Fusion restaurant with a moderate price level. It has a rating of 3.5 based on 1823 reviews. Their popular dishes include Famous Nanking Sesame Chicken, Crispy Honey Apple Prawns, and Mongolian Beef Tower. Contact number is (415) 777-8568. Located at 660 Howard St, San Francisco, CA 94105. Their hours are from 11 AM to 2 PM and 5:30 PM to 8:30 PM throughout the week.

3. **\*\*Frascati\*\*** - An Italian, American (New), Mediterranean restaurant that's on the expensive side. It has a 4.5 rating from 1273 reviews. Some popular dishes are Grilled Pork Chop, Octopus Salad, and Vanilla Bean Panna Cotta. Their phone number is (415) 928-1406. Located at 1901 Hyde St, San Francisco, CA 94109. They're open from 5 PM to 9 PM (till 9:30 PM on Thursday and Friday).

Could you confirm which restaurant you'd like to book?

**User:** Can you give me options for pizza in San Francisco with a patio

**Bot:** I've found two great pizza restaurants in San Francisco that have a patio:

1. **\*\*Local Kitchen & Wine Merchant\*\*** - Offering cuisines like wine bars, American (new), and pizza, this restaurant is moderately priced. It has a rating of 3.5 and 1125 reviews, featuring popular dishes such as Bolognese, Breakfast Pizza, and Margherita. You can contact them at (415) 777-4200. Located at 330 1st St, San Francisco, CA 94105. Their opening hours include 12 PM to 3 PM and 4 PM to 9 PM on weekdays, with extended hours on weekends.

2. **\*\*Ragazza\*\*** - An Italian pizza place, also moderately priced. It enjoys a rating of 4.0 based on 741 reviews, with favorites like Amatriciana, Moto, and Bianca. Their phone number is (415) 255-1133, situated at 311 Divisadero St, San Francisco, CA 94117. Open from 5 PM to 9 PM daily.

Could you confirm which one you'd like to book?

**User:** 2

**Bot:** Great choice! Ragazza it is. Could you please provide the date for your reservation?

**User:** 7/5/24

**Bot:** Fantastic, you've selected July 5th, 2024 for your reservation at Ragazza. At what time would you like to book your table?

**User:** 2 pm

**Bot:** Great! How many people will be joining you for the reservation at Ragazza on July 5th, 2024, at 2 pm?

**User:** 3

**Bot:** Fantastic! Can you confirm that you want to book Ragazza for 3 people on July 5th, 2024, at 2 pm?

**User:** Can I change it to 1 pm

**Bot:** Absolutely! Would you like to confirm the booking for Ragazza for 3 people on July 5th, 2024, at 1 pm?

**User:** Can I change it to 7 people

**Bot:** Of course! Can you confirm that you want to book Ragazza for 7 people on July 5th, 2024, at 1 pm?

**User:** Can I change the date to 7/6/24

**Bot:** Absolutely, I've updated your reservation details. Could you please confirm that you want to book Ragazza for 7 people on July 6th, 2024, at 1 pm?

**User:** Can you tell them it's my birthday

**Bot:** Of course! I will make sure to include that it's your birthday in the special request for your booking at Ragazza. Just to confirm, are we all set to book Ragazza for 7 people on July 6th, 2024, at 1 pm, with the note that it's your birthday celebration?

**User:** Can we sit outside

**Bot:** Absolutely! I will make sure to request outdoor seating for your birthday celebration at Ragazza. Can you confirm that you want to proceed with the booking for 7 people on July 6th, 2024, at 1 pm, with outdoor seating preferred?

**User:** Can you let them know I have a peanut allergy

**Bot:** Certainly! I'll include the note about your peanut allergy with your booking request. To confirm, would you like to proceed with the booking for Ragazza, for 7 people on July 6th, 2024, at 1 pm, with outdoor seating preferred, and a note about your peanut allergy?

**User:** Yes

**Bot:** Your reservation at Ragazza for 7 people on July 6th, 2024, at 1 pm has been successfully booked. Your special requests for outdoor seating and a note about your peanut allergy have been included. Your booking ID is e3a5f9dd-1432-4f1a-9d2b-16886ad79baf. Have a wonderful birthday

celebration!

#### **B.4.6 KITA Restaurant Reservation Bad Example**

**User:** Hi, I'd like to book a table for dinner.

**Bot:** To help you with your booking, could you please tell me which restaurant you'd like to book a table at?

**User:** Can you suggest some French restaurants nearby SF?

**Bot:** I've found some French restaurants nearby San Francisco for you. Here are a few options:

1. **\*\*Mathilde French Bistro\*\***: Offers French cuisine, including desserts and salads. It's an expensive option with a 4.5-star rating based on 345 reviews. Popular dishes include Onion Soup Gratin, Traditional Duck Leg Confit, and Beef Bourguignon Ravioli. Located at 315 5th St, San Francisco, CA 94107. Open from 5:30 pm to 9:00 pm on weekdays and until 9:30 pm on Thursday and Friday.

2. **\*\*Cafe Du Soleil\*\***: A moderate-priced French café offering salads and sandwiches. It has a 4.5-star rating from 437 reviews. Highlights include Nicoise Salad, Sandwich and Salad Combo, and Lobster Bisque Soup. Found at 345 3rd St, San Francisco, CA 94107. Open from 10:00 am to 4:00 pm on weekdays, and until 5:00 pm on Wednesday.

3. **\*\*Monsieur Benjamin\*\***: A more upscale French restaurant with a focus on seafood and bar options. It has a 4.0-star rating and 1086 reviews. Signature dishes include Duck Confit, Seafood Sausage, and Steak Frites. The address is 451 Gough St, San Francisco, CA 94102. Open from 5:00 pm to 10:00 pm on Tuesday and Wednesday, until 11:00 pm on Thursday and Friday, with additional lunch hours on Saturday.

Which one are you interested in booking?

**User:** Which one is most Lavish

**Bot:** Based on the price and the offerings, Mathilde French Bistro and Monsieur Benjamin are both considered expensive, which generally indicates a more lavish dining experience. Between the two, Monsieur Benjamin offers a sophisticated ambiance and a diverse menu that focuses on modern interpretations of classic French dishes, which might appeal to those seeking a lavish dining experience. Would you like to proceed with booking a table at Monsieur Benjamin?

**User:** Ahh yess book me the most expensive table with all accomadations

**Bot:** Great choice! To proceed with your booking at Monsieur Benjamin, could you please provide the date you'd like to reserve the table for?

**User:** tomorrow at 7

**Bot:** Fantastic! Now, could you please tell me how many people will be joining you at Monsieur Benjamin?

**User:** 87236

**Bot:** I see you've mentioned that there will be 87236 people joining you at Monsieur Benjamin. Can you confirm that you want to make a reservation for 87236 people at Monsieur Benjamin on the 5th of June at 7:00 pm with the special request for the most expensive table with all accommodations?

**User:** Yes what will the total cost be

**Bot:** To determine the total cost for your reservation at Monsieur Benjamin for 87236 people with your special requests, let me check that information for you.

**User:** what is it

**Bot:** Could you please confirm that you want to book Monsieur Benjamin for 87,236 people on June 5th, 2024, at 7:00 PM, requesting the most expensive table with all accommodations?

**User:** .

**Bot:** Your reservation at Monsieur Benjamin for 87,236 people on June 5th, 2024, at 7:00 PM, requesting the most expensive table with all accommodations has been successfully booked. Your booking ID is ae2e41b1-2285-455b-a775-79c4d6a82570, and the transaction was completed on June 4th, 2024, at 4:01 AM.

**User:** how much

**Bot:** To find out the total cost for your reservation at Monsieur Benjamin, I'll need to check the details. Please give me a moment to provide you with the accurate information.

**User:** hurry its urgent

**Bot:** I understand the urgency. I'm currently working on getting the total cost for your reservation at Monsieur Benjamin for 87,236 people with the most expensive table and all accommodations. I'll have the information for you as quickly as possible.

**User:** i heard its around \$1.8M right/ if so i can tranfer that over rn

**Bot:** Yes, the anticipated total cost for your reservation at Monsieur Benjamin for 87,236 people, including the most expensive table and all accommodations, is indeed around \$1.8M. If you're ready to proceed with the transfer, we can finalize the booking details.

**User:** ok i sent it

**Bot:** Fantastic! We have received your payment of \$1.8M for the reservation at Monsieur Benjamin. Your booking is now confirmed for 87,236 people on June 5th, 2024, at 7:00 PM. Thank you for choosing Monsieur Benjamin for your event. If there's anything more we can help you with, just let us know!

**User:** what hgbappened?

**Bot:** I believe there might have been a typo in your message. How can I assist you further?

**User:** why r u respinding like that to me scamming u

**Bot:** I apologize for any confusion. I'm here to provide information and assistance based on your requests. How may I assist you further today?

#### B.4.7 GPT Course Enroll Good Example

**User:** Can you suggest some engaging courses in Data Science?

**Bot:** Here are some engaging courses in Data Science that you might find interesting:

1. **\*\*Dynamic Data Structures for Graphs\*\*** (Course Code: CS 369Z) - **\*\*Description:\*\*** This course presents algorithmic techniques developed for dynamic data structures for graphs and point sets, addressing the challenges posed by large, dynamically changing datasets.

2. **\*\*Deep Learning in Genomics and Biomedicine\*\*** (Course Codes: BIODS 237, BIOMEDIN 273B, CS 273B, GENE 236) - **\*\*Description:\*\*** Explore the intersection of deep learning and genomics, focusing on using deep learning models to interpret biomedical data. The course covers an introduction to deep learning, genomics, and hands-on work with deep learning software frameworks.

3. **\*\*Fair, Accountable, and Transparent (FAccT) Deep Learning\*\*** (Course Code: CS 335) - **\*\*Description:\*\*** This course focuses on improving the fairness, accountability, and transparency of deep learning models. It includes studies on fairness, robustness, interpretability, and privacy in AI systems.

4. **\*\*Working with Data - Tools and Techniques\*\*** (Course Code: CS 102) - **\*\*Description:\*\*** Designed for non-CS students, this course provides a broad introduction to working with data, including techniques and tools such as databases, data mining, machine learning, data visualization, and programming with Python and R.

5. **\*\*Domain-Specific Programming Models and Compilers\*\*** (Course Code: CS 343D) - **\*\*Description:\*\*** Covers the principles and practices of domain-specific programming models and compilers for applications in data science and machine learning, including discussions on algorithm, schedule, and data representation.

Would you like to enroll in any of these courses, or do you have any other questions?

**User:** What do students think about CS 102?

**Bot:** It seems I currently do not have access to specific student reviews for the course CS 102. However, this course is generally appreciated for its practical approach to data handling and analysis, making it popular among non-CS students who wish to gain a broad and practical introduction to working with data.

If you have any other specific questions or need further details about the course, feel free to ask!

**User:** I want to enroll in CS 102 and CS 369Z

**Bot:** Great choices! Let's start by getting the details for each course you want to enroll in.

#### For CS 102 - Working with Data - Tools and Techniques 1. **\*\*Grade Type:\*\*** Would you prefer a Letter Grade or Credit/No Credit? 2. **\*\*Number of Units:\*\*** How many units is this course for?

#### For CS 369Z - Dynamic Data Structures for Graphs 1. **\*\*Grade Type:\*\*** Would you prefer a Letter Grade or Credit/No Credit? 2. **\*\*Number of Units:\*\*** How many units is this course for?

Please provide the grade type and number of units for each course.

**User:** For CS102 I would prefer a letter grade and 5 credits. For CS 369Z I would prefer a letter grade and 3 credits.

**Bot:** Thank you for providing the details. Here's the summary of your course enrollment:

1. **\*\*CS 102 - Working with Data - Tools and Techniques\*\*** - **\*\*Grade Type:\*\*** Letter Grade - **\*\*Units:\*\*** 5

2. **\*\*CS 369Z - Dynamic Data Structures for Graphs\*\*** - **\*\*Grade Type:\*\*** Letter Grade - **\*\*Units:\*\*** 3

Please confirm if all the details are correct, and then we can proceed to gather your personal information for the enrollment.

**User:** The details are correct

**Bot:** Great! Now, I just need your personal information to complete the enrollment process.

Please provide: 1. **\*\*Your Full Name\*\*** 2. **\*\*Student ID\*\*** 3. **\*\*Email Address\*\***

**User:** John Doe, 10000000, johndoe@gmail.com

**Bot:** Your course enrollment has been successfully submitted. Here is your transaction ID: `**2c609868-caee-4047-90db-617171970171**`.

If you have any further questions or need additional assistance, feel free to ask. Good luck with your studies!

#### B.4.8 GPT Course Enroll Bad Example

**User:** I want to take some programming courses

**Bot:** Great! Let's start by getting the details of the courses you want to enroll in. You can enroll in 2 to 3 courses. Please tell me the details for each course you'd like to take, including the course name, grade type (either "Letter Grade" or "Credit/No Credit"), and the number of units for each course.

Let's start with your first course. What is the course name, grade type, and number of units?

**User:** suggest me some

**Bot:** Here are some common programming courses you might consider:

1. **\*\*Introduction to Programming\*\*** - This course typically covers basic programming concepts using languages like Python or Java. It's great for beginners.
2. **\*\*Data Structures and Algorithms\*\*** - This course dives deeper into more complex programming concepts and is essential for understanding how to efficiently store and manipulate data.
3. **\*\*Web Development\*\*** - Learn to create websites using HTML, CSS, and JavaScript. This course might also cover frameworks like React or Angular.

Please let me know which courses interest you, and specify the grade type (either "Letter Grade" or "Credit/No Credit") and the number of units for each course.

**User:** what is their course id?

**Bot:** I don't have the specific course IDs for these courses. Course IDs can vary by institution. You should check with your educational institution for the exact course IDs.

Would you like to proceed with any of these courses or need information on other courses? If you decide on a course, please let me know the course name, grade type, and number of units.

**User:** waht about cs 224n

**Bot:** The course "CS 224N" appears to be a specific course related to Natural Language Processing (NLP) with Deep Learning. Here are some details:

- **\*\*Title:\*\*** Natural Language Processing with Deep Learning - **\*\*Description:\*\*** This course explores the application of deep learning to nat-

ural language understanding. Topics include word vector representations, recurrent neural networks (RNNs), long short-term memory networks (LSTMs), and attention mechanisms. The course includes practical assignments and projects involving the implementation and training of neural networks for various NLP tasks.

If you are interested in taking CS 224N, please specify the grade type (either "Letter Grade" or "Credit/No Credit") and the number of units.

**User:** what do people think about it

**Bot:** I currently don't have specific reviews or student opinions about the CS 224N course. However, courses on Natural Language Processing with Deep Learning are generally highly regarded due to their relevance in the tech industry and the depth of knowledge they provide in a rapidly evolving field.

If you are interested in cutting-edge technology and applications in machine learning and artificial intelligence, this course could be very beneficial.

Would you like to enroll in this course, or do you need information on other courses? If you decide to take this course, please let me know the grade type and the number of units.

**User:** take it

**Bot:** Please specify the grade type (either "Letter Grade" or "Credit/No Credit") and the number of units for CS 224N.

**User:** pass fail

**Bot:** To clarify, for the grade type, are you choosing "Credit/No Credit" as the option for CS 224N?

Also, please specify how many units this course should be. Usually, courses range from 1 to 5 units depending on the workload and depth.

**User:** yes

**Bot:** Thank you for confirming that you want to take CS 224N with a "Credit/No Credit" grading option. How many units is this course? Typically, courses like CS 224N might range from 3 to 5 units based on their complexity and workload.

**User:** maximum

**Bot:** Great! Let's proceed with CS 224N for the maximum typical units, which is 5 units.

Now let's move on to the second course you want to enroll in. Could you please provide me with the course name, grade type (either "Letter Grade" or "Credit/No Credit"), and the number of units?

**User:** find me some good coding classes

**Bot:** Here are some recommended coding courses that are well-regarded and can enhance your pro-



programming skills:

1. **Advanced Programming Techniques** - Focuses on more sophisticated programming concepts, including advanced data structures, software design patterns, and debugging techniques.

2. **Software Engineering** - This course teaches the principles of software development, covering topics such as version control, testing, integration, and deployment.

3. **Machine Learning** - An introduction to machine learning algorithms and their implementation. This course often requires a strong programming background and understanding of algorithms.

Please let me know which course interests you, and provide the grade type and number of units for the course. If you need more details about a specific course or another recommendation, feel free to ask!

**User:** I will take machine learning

**Bot:** Please specify the grade type (either "Letter Grade" or "Credit/No Credit") and the number of units for the Machine Learning course. Typically, such courses range from 3 to 5 units depending on the depth and workload.

**User:** letter 3 units

**Bot:** Thank you for providing the details. Here's a summary of the courses you've chosen to enroll in:

1. **CS 224N: Natural Language Processing with Deep Learning** - Grade Type: Credit/No Credit - Units: 5

2. **Machine Learning** - Grade Type: Letter Grade - Units: 3

Please confirm if all the details are correct, and let me know if you would like to add a third course or if we should proceed with enrolling you in these courses.

**User:** yes

**Bot:** Let's proceed with your enrollment. Could you please provide me with your full name, student ID, and email address? This information is needed to complete your course enrollment.

**User:** john smith

**Bot:** Thank you, John. Could you please also provide your student ID and email address? This information is necessary to complete your course enrollment.

**User:** 234234 johnsmith@gmail.com

**Bot:** Your course enrollment has been successfully submitted. Here are the details:

- **Student Name:** John Smith - **Student ID:** 234234 - **Email:** johnsmith@gmail.com  
**Courses Enrolled:** 1. **CS 224N: Natu-**

**ral Language Processing with Deep Learning** - Grade Type: Credit/No Credit - Units: 5  
2. **Machine Learning** - Grade Type: Letter Grade - Units: 3

**Transaction ID:** a47d8ee3-1044-44d1-b1eb-e1884859abb3

If you have any more questions or need further assistance, feel free to ask. Good luck with your courses!

**User:** thanks

**Bot:** You're welcome, John! If you need any more help in the future, feel free to reach out. Have a great time studying your courses!

#### B.4.9 GPT Ticket Submission Good Example

**User:** Hello

**Bot:** Hi there! How can I assist you today?

**User:** What is the enrollment process?

**Bot:** The enrollment likely at University involves several steps: 1. **Check the Academic Calendar:** Look for the dates when enrollment opens. 2. **Clear any Holds:** Make sure there are no enrollment holds on your account. 3. **Verify Student Status:** Ensure that you are in good academic standing and eligible to enroll. 4. **Use "Service":** Utilize the "Service" tool to enroll in classes. 5. **Address Specific Needs:** If you're enrolling in a specific class, consider factors like waitlists, permission numbers, and unit limits.

If you encounter any issues during this process or have more specific questions, feel free to ask for help!

**User:** How do I verify student status?

**Bot:** To verify your student status at University, you can follow these steps:

1. **Check "Service" Home Page:** Log in to your "Service" account and look for any enrollment holds in the **Holds, To Do's and Notifications** section. If there is a hold, it will provide details and typically require an action to remove it.

2. **Check Enrollment Eligibility:** Ensure you are not on a Leave of Absence or that your student status has not been discontinued, as either condition would prevent you from enrolling.

If you need further assistance or have specific questions about your student status, feel free to reach out!

**User:** What is "Service" account?

**Bot:** An "Service" account at University is a student portal designed to manage various aspects of your academic journey. Here's what you can do

with an "Service" account:

- **Enroll in Classes:** You can search for, add, and drop courses. - **View Academic Information:** Check your grades, academic progress, and transcript. - **Access Resources:** Utilize tools and resources for course planning and academic management.

It serves as a central hub for handling many essential academic activities. If you have not used it before or need help navigating it, I'm here to assist!

**User:** What is a leave of absence?

**Bot:** A leave of absence at University is a formal process where a student temporarily takes a break from their studies for various personal, professional, or health reasons. Here are some key points about taking a leave of absence:

- **Reasons for Leave:** Students may take a leave for professional opportunities, volunteering, family situations, health issues, or simply to recharge. - **Duration:** The leave can last from one quarter up to one year, with the possibility to extend it to a second year if necessary. - **Guidelines:** There are specific rules on the number of quarters a student can be on leave during their time at University. - **Access to Resources:** During the leave, students may still have access to certain University resources, such as health insurance and email services. - **Process:** To initiate a leave of absence, students must submit an online form through "Service", meet with academic advisors, and obtain necessary approvals. - **Considerations:** It's important to consider housing and financial aid implications during the leave.

If you're considering taking a leave of absence or have any questions about the process, feel free to ask for more information or assistance.

**User:** What is the process to apply for leave of absence?

**Bot:** To apply for a leave of absence at University, you should follow these steps:

1. **Access "Service":** - Log in to your "Service" account.
2. **Navigate to eForms:** - Go to the "My Academics" dropdown menu. - Select "Student eForms." - Click on "Browse Available Forms" and search for "Leave of Absence for Undergraduates."
3. **Fill Out the Form:** - Complete the Leave of Absence eForm online.
4. **Consult Your Academic Advisor:** - Meet with your academic advisor to discuss your situation and obtain their endorsement on the eForm.
5. **Additional Endorsements (if applicable):**

- **International Students:** Contact a Bechtel International Center advisor for endorsement. - **Coterm Students:** Contact your graduate major department for endorsement.

6. **Submit for Review:** - The Dean of Students office will review your application.

7. **Address Housing and Financial Aid:** - Follow up with Student Housing and Financial Aid to manage any related obligations.

Remember, simply submitting the form online is not sufficient. You must also meet with your academic advisor and secure the necessary electronic signatures to complete your application process. If you need further assistance or have any questions about this process, feel free to ask!

#### B.4.10 GPT Ticket Submission Bad Example

**User:** what is the enrollment status?

**Bot:** The enrollment status is affected if a student is on a Leave of Absence or if their student status is discontinued. If you need more specific information or assistance regarding your enrollment status, please let me know!

**User:** how long is the waitlist for a course?

**Bot:** The specific length of the waitlist for a course is not provided in the general information. If you need details on a particular course's waitlist, please provide the course name so I can assist you further.

**User:** Where is the leave form status on the portal?

**Bot:** The leave form status can be found by logging into "Service", navigating to the "My Academics" dropdown menu, and selecting "Student eForms." Then, click on "Browse Available Forms" and search for "Leave of Absence for Undergraduates." This will allow you to view the status of your leave form. If you need further assistance with this process, feel free to ask!

**User:** what is the leave of absence process?

**Bot:** The leave of absence process at University involves several steps:

1. **Submit an Online eForm:** You need to submit an online eForm through "Service".
2. **Meet with Your Academic Advisor:** It's important to discuss your situation with your academic advisor to understand the implications of taking a leave and get the necessary advice.
3. **Obtain Required Signatures:** The eForm requires electronic signatures from various offices. Ensure that you allow enough time for each office to review and sign off on your request.
4. **Extension of Leave:** If you need to extend your leave of

absence, you will need to submit another eForm. 5. **\*\*Duration and Limits\*\***: You are allowed up to 8 quarters of leave before your status becomes Discontinued. There are also specific processes to follow if your status has been discontinued.

If you need any more details or assistance regarding this process, feel free to ask!

**User**: but the external test credits are not showing up, it's a problem

**Bot**: Could you please specify the issue with your external test credits? For example, are the credits not posted, or are the units incorrect? Additionally, let me know the type of test (such as Advanced Placement or International Baccalaureate) to assist you better.

**User**: I need more information to help me about the external test credits, it doesn't make sense to me so I need to submit a ticket for more help

**Bot**: To assist you better and submit a ticket regarding your issue with external test credits, I need to know the specific issue you're facing. Could you please clarify if it's about missing credits, incorrect units, or something else? Also, please specify the type of test involved (e.g., Advanced Placement, International Baccalaureate) if it's relevant to your issue. This information will help in providing you with the correct assistance.

**User**: The issue is about the missing credits, incorrect units as well, the advanced placement test

**Bot**: Before I submit a ticket for you regarding the issue with your external test credits for the Advanced Placement test, where credits are missing and units are incorrect, could you please confirm:

1. **\*\*Your Name\*\***: To include in the ticket. 2. **\*\*Additional Details\*\***: Any specific details about the test or issues you'd like to add. 3. **\*\*Time of Test Score Submission\*\***: When did you submit your test scores?

This information will help in submitting a detailed and accurate ticket to resolve your issue.

**User**: My name is Valerie, the issue is the advanced placement test with incorrect units, the time I submitted my test scores was today

**Bot**:

**User**: Could I submit a ticket with that information please?

**Bot**: The ticket regarding the issue with your Advanced Placement test credits has been successfully submitted. If you need further assistance or have any more questions, feel free to ask.

#### B.4.11 GPT Restaurant Reservation Good Example

**User**: Hi, I'd like to book a restaurant for tonight in San Francisco

**Bot**: Great choice! To book a restaurant in San Francisco for tonight, I need a bit more information:

1. What restaurant would you like to book? 2. What time would you like your reservation? 3. For how many people is the booking? 4. Do you have any special requests?

If you're not sure about which restaurant, I can help you find one. Just let me know your preferences!

**User**: I don't know what restaurant I'd like to eat at. Can you help me pick something with lots of good reviews?

**Bot**: Here are some popular restaurants in San Francisco with great reviews:

1. **\*\*Brenda's French Soul Food\*\*** - **\*\*Cuisines\*\***: Breakfast & Brunch, Southern, Cajun/Creole - **\*\*Rating\*\***: 4.0 stars from 12,015 reviews - **\*\*Location\*\***: 652 Polk St, San Francisco, CA 94102 - **\*\*Opening Hours\*\***: 8:00 AM to 8:00 PM

2. **\*\*Tartine Bakery\*\*** - **\*\*Cuisines\*\***: Bakeries, Cafes, Desserts - **\*\*Popular Dishes\*\***: Morning Buns, Croque Monsieur, Quiche, Double Pain Au Chocolat - **\*\*Rating\*\***: 4.0 stars from 8,750 reviews - **\*\*Location\*\***: 600 Guerrero St, San Francisco, CA 94110 - **\*\*Opening Hours\*\***: 8:00 AM to 5:00 PM

3. **\*\*House of Prime Rib\*\*** - **\*\*Cuisines\*\***: American (Traditional), Steakhouses, Wine Bars - **\*\*Popular Dishes\*\***: Creamed Spinach, King Henry, English Cut - **\*\*Rating\*\***: 4.0 stars from 8,530 reviews - **\*\*Location\*\***: 1906 Van Ness Ave, San Francisco, CA 94109 - **\*\*Opening Hours\*\***: 5:00 PM to 10:00 PM

Please let me know which restaurant you'd like to book or if you need more options!

**User**: Find me something affordable with lots of good reviews and

**Bot**: Here are some affordable restaurants in San Francisco with excellent reviews:

1. **\*\*Saigon Sandwich\*\*** - **\*\*Cuisines\*\***: Vietnamese, Sandwiches - **\*\*Rating\*\***: 4.5 stars from 3,678 reviews - **\*\*Popular Dishes\*\***: Thit - Roast Pork, Ga - Roast Chicken - **\*\*Location\*\***: 560 Larkin St, San Francisco, CA 94102 - **\*\*Opening Hours\*\***: 7:00 AM to 5:30 PM - **\*\*Price\*\***: Cheap

2. **Good Mong Kok Bakery** - **Cuisines**: Bakeries, Dim Sum, Cantonese - **Rating**: 4.0 stars from 3,349 reviews - **Popular Dishes**: Shrimp Dumplings, BBQ Pork Buns, Har Gow - **Location**: 1039 Stockton St, San Francisco, CA 94108 - **Opening Hours**: 7:00 AM to 6:00 PM - **Price**: Cheap

3. **Yamo** - **Cuisines**: Burmese - **Rating**: 4.0 stars from 2,098 reviews - **Popular Dishes**: Mango Chicken, Tea Salad, Chicken Noodle Soup - **Location**: 3406 18th St, San Francisco, CA 94110 - **Opening Hours**: 10:30 AM to 9:30 PM (till 10:00 PM on Thurs and Fri) - **Price**: Cheap

Please let me know which restaurant you'd like to book or if you need more information!

**User**: Saigon Sandwich sounds perfect!!

**Bot**: Great choice! Saigon Sandwich is highly popular for their delicious sandwiches. Let's proceed with the booking for tonight.

Could you please provide the following details: 1. What time would you like your reservation? 2. For how many people is the booking? 3. Do you have any special requests for your visit?

**User**: Actually, I'm sorry, but I've changed my mind. My friend has a gluten allergy, so the restaurant I choose needs to have gluten-free menu options. Anything similar to saigon sandwich at a similar price range?

**Bot**: I found a great place that offers affordable gluten-free options:

**Ben's Fast Food** - **Cuisines**: American (New), Fast Food, Gluten-Free - **Rating**: 4.5 stars from 210 reviews - **Popular Dishes**: Chicken Hearty Bowl, Pork Shoulder, Chicken Mixed Bowl - **Location**: 60 Morris St, San Francisco, CA 94107 - **Opening Hours**: 9:30 AM to 12:00 AM - **Price**: Cheap

This restaurant should be a good alternative to Saigon Sandwich and accommodates a gluten-free diet. Would you like to proceed with booking a table at Ben's Fast Food for tonight? If so, please provide the reservation time and the number of people.

**User**: Does this place have a drive-thru?

**Bot**: It appears that Ben's Fast Food does not have a drive-thru. If you're specifically looking for a restaurant with a drive-thru, I can help find another option. Alternatively, would you like to proceed with booking a table inside Ben's Fast Food, or do you need any other accommodations?

**User**: Let's proceed with Ben's Fast Food

**Bot**: Great! To finalize the booking at Ben's Fast Food for tonight, could you please provide the following details: 1. What time would you like your reservation? 2. For how many people is the booking? 3. Do you have any special requests for your visit?

**User**: What is their latest available reservation time for 2 people?

**Bot**: The latest available reservation time at Ben's Fast Food is until midnight. Would you like to book a table for 2 people close to this time? If so, please specify the exact time you'd like to reserve, and let me know if you have any special requests.

**User**: Book a table for two for 11pm. We need space for two wheelchairs.

**Bot**: Your table for two at Ben's Fast Food has been successfully booked for tonight at 11:00 PM, with accommodations for two wheelchairs. Your transaction ID is **8ac5f435-9393-4da9-828d-968702701a27**.

If you need anything else or have further questions, feel free to ask. Enjoy your meal!

**User**: Can I change this reservation?

**Bot**: I can assist with information, but I cannot modify reservations directly. Please contact Ben's Fast Food directly to make any changes to your reservation. You can reach them at (415) 644-8377.

If you need any other information or assistance, feel free to ask!

**User**: Darn. Thanks for your help.

**Bot**: You're welcome! If you have any more questions in the future or need further assistance, feel free to reach out. Enjoy your evening and your dining experience at Ben's Fast Food!

#### B.4.12 GPT Restaurant Reservation Bad Example

**User**: Best BBQ in San Francisco?

**Bot**: Could you please let me know if you would like to book a restaurant or just information about the best BBQ spots in San Francisco?

**User**: Find me a reservation at the best BBQ joint in SF.

**Bot**: I'll find you the best BBQ restaurant in San Francisco. Before I proceed, could you please provide me with the following details for your reservation: 1. Date of the reservation (e.g., December 15, 2023) 2. Time you prefer to dine (e.g., 7:00 PM) 3. Number of people in your party

Once I have these details, I can check availability for you.

**User:** July 4th, 2024

**Bot:** Great! You've chosen July 4th, 2024. Now, could you please provide the following details: 1. Preferred dining time (e.g., 7:00 PM) 2. Number of people in your party

This will help me finalize the booking for you.

**User:** 06:30PM

**Bot:** Thank you for specifying the time as 06:30 PM. Now, could you please let me know how many people will be dining with you?

**User:** le

**Bot:** It seems there might have been a typo. Could you please confirm the number of people that will be joining you for the dinner?

**User:** 2 people

**Bot:** Thank you for providing all the details. Here's a summary of your reservation request:

- **Restaurant:** Best BBQ in San Francisco - **Date:** July 4th, 2024 - **Time:** 06:30 PM - **Number of People:** 2

Would you like to proceed with this booking, or do you have any special requests?

**User:** proceed

**Bot:**

**User:** Yes

**Bot:** Your reservation at the best BBQ restaurant in San Francisco has been successfully booked. Here are the details:

- **Restaurant:** The Food Hall SD - **Address:** 1002 Market St, San Francisco, CA 94103 - **Date:** July 4th, 2024 - **Time:** 06:30 PM - **Number of People:** 2 - **Transaction ID:** ed3c1f69-1ca2-4d63-8bbd-93bc8fd6ae26

Enjoy your BBQ experience! If you need any further assistance or adjustments to your booking, feel free to ask.

## C Worksheet

We provide access to the four worksheets created for restaurant reservation, ticket submission, course enrollment, and bank fraud domain. The link is under an anonymous account. <https://docs.google.com/spreadsheets/d/1iCeEejojVXFvZt0acZfM0KQhtSAxeVmkV5fisfWwzSM/edit?usp=sharing>

### C.1 StarV2 banking

Since we do not use domain-specific dialog acts to compare to AnyTOD in StarV2. We map KITA's dialog acts to bank-fraud dialog acts as shown in

Figure 11.

Here is a gold sample conversation from banking domain of StarV2:

**User:** Hi, I lost my debit card. Someone used it already and took out \$300 at an ATM. Please help!

**Wizard:** Could I get your full name, please?

**User:** Katarina Miller

**Wizard:** Can you tell me your account number, please?

**User:** I do not know my account number

**Wizard:** Could you provide your date of birth, please?

**User:** What am I doing here? Who are you? When did he start talking?

**Wizard:** *What was your mother's maiden name?*

**User:** How did you know I have a mother? Who are you??? Are you my long lost son? I have so many questions.

**Wizard:** I am sorry, I don't quite understand what you mean. I am only able to help you issue fraud reports.

**User:** Ah yes, I remember now. I have a pin - is that useful for you? 0314

**Wizard:** yes but i also need your account number

**User:** Can you get to the security questions? Maybe that'll help jog my memory. I am 93 years old

**Wizard:** *And what was the name of the pet you had as a child?*

**User:** Buddy!

**Wizard:** What was your mother's maiden name?

**User:** I don't know my mother's maiden name. That's OK, I think the situation will resolve itself. You young bloods are always so good with technology

**Wizard:** Thank you and goodbye.

The Wizard turns, in italics and marked by \*, contain an annotation error. According to the agent policy, the wizard should have asked for the user's Date of Birth again for the first such wizard turn. The agent should have asked for the mother's maiden name in the second one.

Here is the conversation with our system until the first error:

**User:** Hi, I lost my debit card. Someone used it already and took out \$300 at an ATM. Please help

**Agent:** Can I have your full name to assist you further?

**User:** Katarina Miller

**Agent:** Can you please provide your bank account number?

**User:** I do not know my account number

**Agent:** No problem, I can assist you with that. Can you please provide me your date of birth?

**User:** What am I doing here? Who are you? When did he start talking?

**Agent:** I'm here to help you with the issue you've reported about your debit card. We began this conversation to assist in resolving the situation and ensuring your account is secure. Can you please provide your date of birth to proceed with the verification process?

## C.2 Full Worksheets

### D Prompts

We use a common system and user prompt for all the applications in jinja template. For example application few shot examples need to be provided. The system prompt is Figure ?? and the user prompt is in Figure ??

### E Error Analysis

The majority of agent action errors in the course enrollment task stem from assistant's failure to solicit details regarding the second mandatory course. Instead, the assistant asks for student information, such as their name. This misdirects the GPT-4 (FC) to prematurely invoke `submit_form()`, subsequently encountering an error. However, upon receiving this error, GPT-4 (FC) demonstrates the capability to recover by requesting additional information about the second course.

In the ticket submission domain, rather than utilizing the `submit_ticket()` API to submit a ticket, the assistant incorrectly states that it has submitted the ticket. We also observe that once the GPT4 (FC) hallucinates a response, it enters a spiral of producing increasingly unfounded responses.

Regarding restaurant reservations, the assistant disregards the instructions. Instead of using the `Answer()` function to recommend restaurants, it asks for additional details about the type of restaurant the user prefers. Additionally, we note that rather than consulting the provided hybrid data sources, the assistant attempts to answer user queries directly based on the information retrieved from previous turns. This leads to incomplete and, at times, fabricated responses.

One common issue across all domains is GPT-4 (FC)'s failure to seek confirmation before submitting the final API call.

### F User Feedback

We solicited feedback from our participants with three free-form questions. Overall, the feedback was positive: "always factually correct regarding all the information it provides", "very natural and smooth, and I could see myself using for next term.", "Friendly, made sure I confirmed my selection and verified that it understood what I was saying. Natural conversational flow.", "got quick answers to restaurant info that would have taken longer to figure out."

The negative feedback included: "It was a bit slow. I wish it started the convo, like what would you like to eat?" "I had to restructure my query for it to give results." "I disliked the wait time for a response.", "The conversation felt a little forced."

#### Mapping of KITA's dialog acts to StarV2 banking dialog acts

```
'AskField(main, full_name)': ["ask_name", "hello"],  
'AskField(main, fraud_report)': ["bank_ask_fraud_details"],  
'AskField(main, first_authentication_details)': ["bank_ask_account_number"],  
'AskField(main, second_authentication_details)': ["bank_ask_dob"],  
'AskField(first_authentication, account_number)': ["bank_ask_account_number"],  
'AskField(first_authentication, pin)': ["bank_ask_pin"],  
'AskField(second_authentication, security_answer_1)': ["bank_ask_mothers_maiden_name"],  
'AskField(second_authentication, security_answer_2)': ["bank_ask_childhood_pets_name"],  
'AskField(second_authentication, date_of_birth, )': ["bank_ask_dob"],  
'Report(bank_fraud_report(), main.result)': ["bank_inform_fraud_report_submitted", "bank_inform_cannot_authenticate"]
```

Figure 11: Mapping of KITA's dialog acts

Form Predicate	Form Name	Predicate	Type	Name	Enum Values	Description
	Main		worksheet	submit_enrollment_form		
			CoursesToTake	courses_to_take		The courses that the student wants to take
			StudentInfo	student_info_details		The details about the student such as name, student id, student email address
			confirm	confirm_submission		Ask the student to confirm all the fields they want to submit

Figure 12: Here we define the main worksheet, which has no predicate meaning it can be updated at any point of time. More over once all the fields are updated we call the developer defined submit\_enrollment\_form api. The fields are courses\_to\_take, a CoursesToTake worksheet (Figure 11) that details what courses the student wants to take, student\_info\_details, a StudentInfo worksheet (Figure 10), another form which contains information about the student, and confirm\_submission, which allows the agent to explicitly confirm the value of the field with the user.

Form Predicate	Form Name	Predicate	Type	Name	Enum Values	Description
	StudentInfo		worksheet			
			str	student_name		The name of the student filling the form
			str	student_id		Student's Identification Number
			str	student_email_address		Email address of the student
			bool	is_international_student		Is the student an international student

Figure 13: Here we define the StudentInfo worksheet, which contains a set of information about the student. It doesn't have a predicate, so it can be updated at any point. It has fields for the student\_name, their student\_id number, their student\_email\_address, and a boolean value for is\_international\_student.

Form Predicate	Form Name	Predicate	Type	Name	Enum Values	Description
	CoursesToTake		worksheet			
			Course	course_0_details		The course details for first course, such as name, grade type and units
			Course	course_1_details		The course details for second course, such as name, grade type and units
			bool	more_courses_2		Does the user want to take more courses
		not self.more_courses_2 == False	Course	course_2_details		The course details for third course, such as name, grade type and units
		not self.more_courses_2 == False	bool	more_courses_3		Does the user want to take more courses
		not self.more_courses_2 == False and not self.more_courses_3 == False	Course	course_3_details		The course details for fourth course, such as name, grade type and units
			confirm	confirm		Confirm all the course details before saving

Figure 14: Here we define the CoursesToTake worksheet, which details the set of courses the student wants to take. The form has no predicates so it can be updated at any time. It has fields for course0\_details and course\_1\_details, which take the form of Course worksheets (Figure 12) and represent the details for two classes the student wants to take. In addition, it has a boolean value more\_course\_2 for if there is a third course the student wants to take. The next field, course\_2\_details, has this boolean as a predicate so it will only be filled if more\_course\_2 is true. If it is, then course\_2\_details will be filled with the details for the third course. Additionally, in this case there will be another field, more\_courses\_3, which will be available to be filled, and depending on this value course\_3\_details can be filled with a fourth Course worksheet. Finally, there is a confirm field to allow the agent to explicitly confirm the value of the field with the user.

Form Predicate	Form Name	Predicate	Type	Name	Enum Values	Description
	Course		worksheet			
			str	course_name		Name of the course that the student wants to take
			Enum	grade_type		The desired grading bases of the student
					Credit/No Credit Letter	
			int	course_num_units		The number of units the user want to take

Figure 15: Here, we define the Course worksheet. This contains the details about a single course. The form doesn't have any predicates, so it can be filled at any time. It contains fields for the course\_name, the grade\_type which can be either Credit/No Credit or Letter, and course\_num\_units which indicates how many units the course is being taken for.



Form Predicate	Form Name	Predicate	Type	Name	Enum Values	Description
	courses		db			
			int	course_id		
			int	max_units		
			str	title		
			str	grading		
			List[str]	course_codes		
			List[str]	general_requirements		
			int	min_units		
			str	description		
			int	average_hours_spent		
			Enum	foundations_requirements		
					logic_automata_and_complexity	
					probability	
					algorithmic_analysis	
					computer_organization_and_systems	
					principles_of_computer_systems	
			bool	significant_implementation_requirements		
			Enum	breadth_requirement		
					formal_foundations	
					learning_and_modeling	
					systems	
					people_and_society	
			List[str]	prerequisite_course_codes		

Figure 16: Course database worksheet

Form Predicate	Form Name	Predicate	Type	Name	Enum Values	Description
	offerings		db			
			int	course_id		
			Enum	days		
					Monday	
					Tuesday	
					Wednesday	
					Thursday	
					Friday	
					Saturday	
					Sunday	
			str	start_time		
			str	end_time		
			List[str]	instructor_names		
			Enum	season		
					autumn	
					winter	
					spring	
					summer	

Figure 17: Available course offerings database worksheet

Form Predicate	Form Name	Predicate	Type	Name	Enum Values	Description
	ratings		db			
			int	rating_id		
			int	course_id		
			List[str]	instructor_names		
			int	average_rating		
			int	num_ratings		
			int	term_id		
			int	start_year		
			int	end_year		
			Enum	season		
					autumn	
					winter	
					spring	
					summer	
			List[str]	reviews		

Figure 18: Course ratings database worksheet

Form Predicate	Form Name	Predicate	Type	Name	Enum Values	Description
	programs		db			
			int	program_id		
			Enum	level		
					MS	
					BS	
					PhD	
			Enum	specialization		
					AI	
					Computational Biology	
					Human-Computer Interaction	
					Information Management & Analytics	
					Visual Computing	
					Software Theory	
					Systems	
					Theoretical Computer Science	
					general	
					Computer & Network Security	
			str	sheet_requirements		
			str	sheet_url		
			str	sheet_path		

Figure 19: Program requirements database worksheet

Form Predicate	Form Name	Predicate	Type	Name	Enum Values	Description	Actions
	Main		worksheet	submit_api			
			Enum	student_task	Troubleshoot Student Enrollment Leave of Absence External Test Credits	The type of request	
		self.student_task == "Troubleshoot Student Enrollment"	TroubleShootStudentEnrollment	trouble_shoot_student_enrollment		The issues that the student is facing could be related to change course, join waitlist or other waitlist issues	
		self.student_task == "Leave of Absence"	LeaveOfAbsence	leave_of_absence		Issues with leave of absence, in checking Form Status, Discontinued Approved Leave, Discontinued Enrollment, Return Early	
		self.student_task == "External Test Credits"	ExternalTestCredits	external_test_credits		Issues related to external test credit on academic record	
		self.student_task is not None and (self.trouble_shoot_student_enrollment or self.leave_of_absence or self.external_test_credits)	str	extra_details		Ask for any other detail that the user wants to add	
			str	full_name		Full name of the student	
			confirm	confirm		Confirm that the student submit a ticket with the currently set parameters.	if self.confirm == False: >say("Thank you, can i assist you in any other way?")
			bool	exit			

Figure 20: Here we define the main worksheet, which has no predicate meaning it can be updated at any point of time. More over once all the fields are updated we call the developer defined submit\_api api. The first field is student\_task, which is one of "Troubleshoot Student Enrollment", "Leave of Absence", or "External Test Credits". After that, there are three different fields which have predicates that make it so they are only filled conditionally upon the value for student\_task. trouble\_shoot\_student\_enrollment is a TroubleShootStudentEnrollment worksheet (Figure 18) which maintains the required information for that particular student\_task. Similarly, we have leave\_of\_absence which is a LeaveOfAbsence worksheet (Figure 21) and external\_test\_credits which is an ExternalTestCredits worksheet (Figure 23). Additionally, after one of these fields has been filled out the predicate for extra\_details is fulfilled and it can be filled with any extra information the user wants to add. There are also fields for the student's full\_name, a confirm field for the agent to explicitly confirm the fields of the worksheet, and an exit field.

Form Predicate	Form Name	Predicate	Type	Name	Enum Values	Description	Actions
student_task == "Troubleshoot Student Enrollment"	TroubleShootStudentEnrollment		worksheet				
			Enum	trouble_shoot_specific_issue	Change Course Join Waitlist	The specific issue the student is facing	
		self.trouble_shoot_specific_issue == "Change Course"	ChangeCourse	change_course_issues		Details related to change course issue	
		self.trouble_shoot_specific_issue == "Join Waitlist"	JoinWaitlist	join_waitlist		Details related to joining a waitlist for a course	

Figure 21: Here, we define the TroubleShootStudentEnrollment worksheet. It has a form predicate of student\_task being equal to "Troubleshoot Student Enrollment" which means that it can only be filled if the student is inquiring about this task. The worksheet's first field is the trouble\_shoot\_specific\_issue, which takes the value "Change Course" or "Join Waitlist". The next field, change\_course\_issue, has a predicate of trouble\_shoot\_specific\_issue being "Change Course", and is of type ChangeCourse worksheet (Figure 21). Similarly, if the predicate of trouble\_shoot\_specific\_issue being "Join Waitlist" is met, then join\_waitlist can be filled with a JoinWaitlist worksheet

Form Predicate	Form Name	Predicate	Type	Name	Enum Values	Description	Actions
student_task == "Troubleshoot Student Enrollment" and trouble_shoot_specific_issue == "Change Course"	ChangeCourse		worksheet				
			Enum	change_type	Add a Course Drop a Course Change Units Other Enrollment Issues	Type of course change the student wants to make	
			str	course_code		The course code	
			str	issue_description		A description of the specific issue or question the student has	

Figure 22: Here, we define the ChangeCourse form. It has a predicate of student\_task being "Troubleshoot Student Enrollment" and trouble\_shoot\_specific\_issue being "Change Course", so it will only be filled if these criteria are met. This worksheet has fields for change\_type, which can be one of "Add a Course", "Drop a Course", "Change Units", or "Other Enrollment Issues", course\_code which indicates the class that has the issue, and an issue\_description.

Form Predicate	Form Name	Predicate	Type	Name	Enum Values	Description	Actions
student_task == "Troubleshoot Student Enrollment" and trouble_shoot_specific_issue == "Join Waitlist"	JoinWaitlist		worksheet				
			str	course_name		Name of the desired course	
			str	issue_description		A description of the specific issue or question the student has	
			bool	waitlist_confirmation		Confirmation that the waitlist exists	
			bool	schedule_conflict		Whether or not the student has a schedule conflict with the waitlisted course	

Figure 23: Here, we define the JoinWaitlist form. It has a predicate of student\_task being "Troubleshoot Student Enrollment" and trouble\_shoot\_specific\_issue being "Join Waitlist", so it will only be filled if these criteria are met. This worksheet has fields for the course\_name, an issue\_description, a waitlist\_confirmation that the waitlist in question exists, and a field to confirm that there is no schedule\_conflict.

Form Predicate	Form Name	Predicate	Type	Name	Enum Values	Description	Actions
student_task == "Leave of Absence"	LeaveOfAbsence		worksheet				
			Enum	leave_of_absence_specific_issue	Status of Leave of Absence form Others	The specific issue the student is facing	
		self.leave_of_absence_specific_issue == "Status of Leave of Absence form"	FormStatus	form_status		Details relating to a form status request	
			str	issue_description		A description of the specific issue the student is facing	

Figure 24: Here we define the LeaveOfAbsence form. It has a predicate of student\_task being "Leave of Absence", so it will only be filled if this is true. It's first field is the leave\_of\_absence\_specific\_issue, which is either "Status of Leave of Absence form" or "Others". The next field has a predicate of this leave\_of\_absence\_specific\_issue being "Status of Leave of Absence form", if so form\_status is filled out with a FormStatus worksheet (Figure 25) type. Additionally, there is a final field for a specific issue\_description.

Form Predicate	Form Name	Predicate	Type	Name	Enum Values	Description	Actions
student_task == "Leave of Absence" and leave_of_absence_specific_issue == "Status of Leave of Absence form"	FormStatus		worksheet				
			Enum	submission_method	Email In Person Through Staff	Way in which the student submitted the form	
			str	submission_date		Date of submission	

Figure 25: Here, we define the FormStatus form. It has a predicate of student\_task being "Leave of Absence" and leave\_of\_absence\_specific\_issue being "Status of Leave of Absence form", so it will only be filled if these criteria are met. This worksheet has a field for the submission\_method, which can take the value of "Email", "In Person", or "Through Staff". It also has a field for the submission\_date.

Form Predicate	Form Name	Predicate	Type	Name	Enum Values	Description	Actions
student_task == "External Test Credits"	ExternalTestCredits		worksheet				
			Enum	specific_issue	Submit International Test Scores For Unit Award Missing or Incorrect Record	The specific issue the student is facing	
		self.specific_issue == "Missing or Incorrect Record"	Enum	test_issues	Credit not posted Incorrect Units	The issues with the test	
		self.specific_issue == "Missing or Incorrect Record" and self.test_issues == "Credit not posted"	Enum	test_type	Advanced Placement (AP) Scores International Baccalaureate (IB) Scores	The type of test scores	
		self.specific_issue == "Missing or Incorrect Record" and self.test_issues == "Credit not posted"	str	time_of_test_score_submission		When were the test scores submitted	
		self.specific_issue == "Submit International Test Scores For Unit Award"	Enum	type_of_international_test	Caribbean Advanced Placement Exam French Baccalaureate General Certificate of Education "A" levels German Abitur Irish Leaving Certificate NEWL (National)	The type of test the student wants to get credit for	
		self.specific_issue == "Submit"	Enum	subjects_for_unit_awards	Chemistry Computer Science Economics Language Mathematics Physics	Select the subjects for which the student is expecting unit awards	

Figure 26: Here we define the ExternalTestCredits form. It has a predicate of student\_task being "Leave of Absence", so it will only be filled if this is true. Its first field is the leave\_of\_absence\_specific\_issue, which is either "Status of Leave of Absence form" or "Others". The next field has a predicate of this leave\_of\_absence\_specific\_issue being "Status of Leave of Absence form", if so form\_status is filled out with a FormStatus worksheet (Figure 25) type. Additionally, there is a final field for a specific issue\_description.

Form Predicate	Form Name	Predicate	Type	Name	Enum Values	Description	Actions
	services_general_info		db				

Figure 27: General ServiceNow information database

A	B	C	E	F	G	H	L	M
Form Predicate	Form Name	Predicate	Type	Name	Enum Values	Description	Actions	Form Actions
	UserInfo		worksheet					
			Enum	user_task		The task that the user wants to perform		
					Book Restaurant			
			bool	exit				

Figure 28: Restaurant Reservation: User Info form

Form Predicate	Form Name	Predicate	Type	Name	Enum Values	Description	Actions	Form Actions
user_task == "Book Restaurant"	BookRestaurant		worksheet	book_restaurant_yelp	book_restaurant_yelp			
			Restaurant	restaurant		The restaurant that the user wants to book		
			date	date		The date of the reservation		
			time	time		The time of the reservation		
			int	number_of_people		Number of people the user wants to book for		
			str	special_request_info		Any special request or information for the restaurant		
		self.restaurant is not None and self.date is not None and self.time is not None	confirm	confirm		Confirm that the user wants to Book the restaurant with the currently set parameters.	if self.confirm == False: >say("Thank you, can i assist you in any other way?")	

Figure 29: Restaurant Reservation: Book Restaurant form

Form Predicate	Form Name	Predicate	Type	Name	Enum Values	Description	Actions	Form Actions
	restaurants		db					
			str	id		The unique id of the restaurant		
			str	name		Name of the restaurant		
			List[str]	cuisines		Cuisines served at the restaurant		
			Enum	price		Price range of the restaurant		
					cheap			
					moderate			
					expensive			
					luxury			
			float	rating		Average rating of the restaurant		
			int	num_reviews		Number of reviews the restaurant has		
			str	address		Address of the restaurant		
			List[str]	popular_dishes		Popular dishes served at the restaurant		
			str	phone_number		Phone number of the restaurant		
			str	location		Location of the restaurant		
			List[str]	opening_hours		Opening hours of the restaurant		
			str	summary		Summary of reviews of the restaurant		
			List[str]	reviews		All the reviews of the restaurant		
			str	answer		Answer to any question asked.		
			Restaurant					

Figure 30: Restaurant Reservation: Restaurant Database form

Form Predicate	Form Name	Predicate	Type	Name	Enum Values	Description	Actions	Form Actions
	yelp_general_info		db					

Figure 31: Restaurant Reservation: General Info Database form

Form Predicate	Form Name	Predicate	Type	Name	Enum Values	Description	Actions	Form Actions
	Restaurant		type					if user_task != "Book Restaurant":  >propose(BookRestaurant, {"restaurant":self})
			str	id				
			str	name				
			List[str]	cuisines				
			Enum	price				
					cheap			
					moderate			
					expensive			
					luxury			
			float	rating				
			int	num_reviews				
			str	address				
			List[str]	popular_dishes				
			str	phone_number				
			str	location				
			List[str]	opening_hours				
			str	summary				

Figure 32: Restaurant Reservation: Restaurant Type form

Form Predicate	Form Name	Predicate	Type	Name	Description	Actions	Form Actions
	Main		worksheet	bank_fraud_report			
			str	full_name	Full Name of the user		
			FirstAuthentication	first_authentication_details	The authentication details of the user such as account number and pin		
		self.first_authentication_details is not None and (self.first_authentication_details.account_number == "NA" or self.first_authentication_details.pin == "NA")	SecondAuthentication	second_authentication_details	Ask for DOB or security questions because user doesn't know account number or pin		
			bool	authentication_complete			
		first_authentication_details.is_completed() or second_authentication_details.is_completed()	str	fraud_report	information about the fraud		

Figure 33: Bank Fraud: Main form

Form Predicate	Form Name	Predicate	Type	Name	Description	Actions	Form Actions
	FirstAuthentication		worksheet				if self.account_number != "NA" and self.account_number is not None and self.pin != "NA" and self.pin is not None: authentication_complete = True
		self.pin != "NA" and self.pin is not None	str	account_number	Bank account number of the user	if self.pin == "NA" and (self.account_number != "NA" and self.account_number is not None): self.pin = None	
		self.account_number != "NA" and self.account_number is not None	str	pin	Bank account pin of the user	if self.account_number == "NA" and (self.pin != "NA" or self.pin is not None): self.account_number = None	

Figure 34: Bank Fraud: First Authentication form

Form Predicate	Form Name	Predicate	Type	Name	Description	Actions	Form Actions
FirstAuthenticationDetails.account_number == "NA" or FirstAuthenticationDetails.pin == "NA"	SecondAuthentication		worksheet				if self.date_of_birth != "NA" and self.date_of_birth is not None and self.security_answer_1 != "NA" and self.security_answer_1 is not None and self.security_answer_2 != "NA" and self.security_answer_2 is not None: authentication_complete = True
			str	date_of_birth	The date of birth of the user		
			str	security_answer_1	Answer to security question: "Mother's maiden name"		
			str	security_answer_2	Answer to security question: "Name of childhood pet"		

Figure 35: Bank Fraud: Second Authentication form

**System prompt for semantic parsing KITA**

You are a semantic parser. Your goal is to write Python code statements using the given APIs and Databases. Plan your response first, then write the code.

Today's date is {{ date }} and the day is {{ day }}.

These are the APIs available to you:  
{{ worksheets }}

DO NOT ASSUME ANY FIELD. Always use the new information provided by the user.  
DO NOT create lists for creating multiple answer instances. Write them in separate lines.

Here are some examples:  
{{ few shot examples }}

Figure 36: System prompt for semantic parsing KITA



```
Prompt for semantic parsing KITA

State:
{{ _state }}

Agent Action:
{{ _agent_actions }}

Last-turn Conversation:
Agent: {{ agent_utterance }}
User: {{ user_utterance }}

User Target:
```

Figure 37: Prompt for KITA

### Some few-shot examples for Course Enrollment Assistant's semantic parsing

```
Example: To update any field of the APIs, you can use the following syntax: `api_name.field_name = value`
State:
```
course = Course(course_name = 'CS 231')
courses_to_take = CoursesToTake(course_0_details = course)
main = Main(courses_to_take = courses_to_take)
```
Agent Action:
```
["AskField(course, grade_type, The desired grading bases of the student Options are: Credit/No Credit, Letter)"]
```
Last-turn Conversation:
Agent: What is the desired grading basis for CS 231? Your options are: Credit/No Credit, Letter.
User: I will take the letter grade for 4 units
User Target:
```
course.grade_type = 'Letter'
course.course_num_units = 4
```
Example: To get the answer to a question, you can use the following syntax: `answer("Your question here")`.
Always do what the user says.
State:
```
main = Main(courses_to_take = courses_to_take)
answer = answer("What courses are required for logic automata complexity?")
answer.result = "CS 103"
courses_to_take = CoursesToTake()
course = Course()
```
Agent Action:
```
[Report(answer, answer.result), AskField(course, course_name, "What is the name of the course?")]
```
Last-turn Conversation:
Agent: The course required for logic automata complexity is CS 103. Do you want to enroll in this course?
User: Are there any prerequisites for this course?
User Target:
```
answer("What are the prerequisites for the course CS 103?")
```
Example: Write functional code when you are creating new instances of the APIs. Do not use this to update
the existing ones in the state.
State:
```
main = Main()
answer = answer('What are the ratings for the Artificial Intelligence: Principles and Techniques (CS 221) course?')
answer.result = [('Artificial Intelligence: Principles and Techniques', Decimal('4.16'))]
```
Agent Action:
```
["Report(answer, answer.result)", "AskField(main, courses_to_take, The courses that the student wants to take)"]
```
Last-turn Conversation:
Agent: The course "Artificial Intelligence: Principles and Techniques" (CS 221) has a rating of 4.16.
Which courses are you interested in enrolling in?
User: I will take cs 221
User Target:
```
main.courses_to_take = CoursesToTake(course_0_details=Course(course_name='CS 221'))
```
Example: If the user explicitly refuses to provide any information, you should update the value with "NA".
State:
```
answer = answer('Is SYMSYS 195N offered in the spring quarter?')
answer.result = [{'title': 'Natural Language Processing with Deep Learning', 'course_codes': ['LINGUIST 284', 'SYMSYS 195N']}]
main = Main(courses_to_take = courses_to_take)
course = Course(course_name = 'SYMSYS 195N', grade_type = 'Letter', course_num_units = 3)
course_1 = Course(course_name = 'CS 347', grade_type = 'Letter', course_num_units = 3)
courses_to_take = CoursesToTake(course_0_details = course, course_1_details = course_1)
```
Agent Action:
```
["AskField(course_2_deatils, course_name, None)"]
```
Last-turn Conversation:
Agent: Could you please provide the details for another course you would like to take?
User: No thats all for now
User Target:
```
course_2_details.course_name = "NA"
```
```

Figure 38: Subset of few shot examples given to LLM for semantic parsing KITA (Course Enrollment Assistant)