

Collaborative User Prompt for Personalized Generative Recommendation

Jerome Ramos Bin Wu Aldo Lipani

University College London, London, UK

{jerome.ramos.20, bin.wu.23, aldo.lipani}@ucl.ac.uk

Abstract

Large Language Models (LLMs) have become powerful foundations for generative recommender systems, framing recommendation tasks as text generation tasks. However, existing generative recommendation methods often rely on discrete ID-based prompts or task-specific soft prompts, which overlook the valuable collaborative signals shared among users with similar interests. To address this limitation, this paper presents a compositional framework that integrates a user’s individual preferences with collective preferences from similar users to build personalized soft prompts. Specifically, an attention-based mechanism fuses embeddings from users with similar interests, creating a richer representation that captures multiple facets of user preferences. This design dynamically emphasizes shared interests while preserving individual user preferences. Experiments on three real-world datasets demonstrate the effectiveness of the proposed approach across sequential recommendation, top-n recommendation, and explanation generation tasks, underscoring the advantages of incorporating collaborative signals through an attention-based compositional strategy.

1 Introduction

Recommender systems are essential tools that guide users through vast number of items and tailor personalized experiences across various tasks, such as sequential recommendation, top-n recommendation, and explanation generation (Ge et al., 2022). The emergence of large language models (LLMs) has opened new avenues for generative recommendation (Deldjoo et al., 2024). Recent efforts such as P5 (Geng et al., 2022) and M6-Rec (Cui et al., 2022) demonstrate the promise of LLM-based recommenders that unify diverse recommendation tasks under a single training paradigm, facilitating shared learning and effective knowledge transfer.

P5 (Geng et al., 2022) formulated recommendation as a text-to-text sequence task and trained the model to perform generative recommendations based on discrete prompt templates. Li et al. (2023) further proposed *Prompt Distillation* to address the disconnect between the IDs (including user and item) used in the discrete template and their original natural language meaning. In particular, they employ a continuous prompt to capture the information of the discrete prompt in a more flexible manner. However, existing work maintains prompts that are reused for all users. This globally-shared prompt design is in conflict with the fact that users’ personalized preferences vary significantly across the entire user population (Wu et al., 2022). In the real world, users might have similar or distinct preferences behind their interactions.

One intuitive solution for personalizing generative recommender systems is to create a personalized prompt for each user based solely on their individual interactions. Tan et al. (2024b) showed that fine-tuning a unique parameter-efficient fine-tuning (PEFT) module on each user’s interaction history can effectively personalize LLMs for text generation and classification. However, this method does not capture shared preferences between users with similar interests, which have been shown to improve personalization in traditional recommender systems (Koren et al., 2009; Mnih and Salakhutdinov, 2007; Cheng et al., 2016).

Building on this insight, we propose **PERSONALIZED PROMPT DISTILLATION (PeaPOD)**, a flexible framework that combines individual and group-level signals into a unified *collaborative user prompt* for recommendation. Our core contribution lies in effectively applying collaborative information from similar users—a technique proven successful in traditional recommender systems—and formulating it as soft prompts for LLM-based recommendation. Our approach begins by capturing shared user preferences through collaborative filter-

ing, generating user embeddings that encode both personalized interests and group preferences from users with similar tastes. We then refine these embeddings using a compositional, attention-based mechanism that learns contextualized representations of user-to-user relationships. Specifically, the user embedding of target user u serves as the query vector in a multi-head attention module, while the embeddings of the top- n most similar users, identified via cosine similarity, act as both key and value vectors. By dynamically weighting shared preferences among similar users, our model generates a collaborative user soft prompt that effectively captures and aligns with the target user’s preferences. As a result, PeaPOD generates collaborative user prompts that can be reused across different recommendation tasks for consistent performance gains. Across three Amazon datasets, PeaPOD achieves state-of-the-art performance on three recommendation tasks. We provide all data and code used at: <https://github.com/jeromeramos70/peapod>.

Our key contributions are summarized below:

1. We propose **PErsonAlized PrOmt Distillation (PeaPOD)**, a novel compositional strategy that distills collaborative user preferences into a personalized soft prompt for LLM-based recommendation.
2. We leverage the query-key-value mechanism from multi-head attention to capture diverse user-to-user relationships and construct a contextualized user representation that integrates both individual- and group-level information.
3. We conduct extensive experiments on sequential recommendation, top- n recommendation, and explanation generation tasks. Comprehensive ablation studies further validate the effectiveness and superiority of our proposed PeaPOD framework.

2 Related Works

2.1 LLMs for Recommendation

Recent work has explored using LLMs for recommendation. The two main approaches of LLMs for recommender systems are (1) using the LLM’s pre-trained knowledge to recommend items in a zero-shot or few-shot setting and (2) fine-tuning the model for a given domain.

A key advantage of LLMs is that they are pre-trained with a large amount of data from various domains. [Sanner et al. \(2023\)](#) crowdsourced a dataset

of natural language summaries of user preferences and showed that prompting a language model with these user summaries yielded competitive performance with traditional baselines in a near cold-start setting. [Ramos et al. \(2024\)](#) showed that a generative recommendation system trained solely on natural language user profiles is also competitive with traditional recommender systems in a warm-start setting, with the added benefit of transparency and scrutability. Although prompting LLMs can lead to strong performance in recommender tasks, they rely more on content knowledge than on collaborative knowledge ([He et al., 2023](#); [Wu et al., 2024](#)). Thus, if the item metadata were not included in the pre-trained knowledge base or if target users interact differently from those in the LLM’s training data, the performance of the recommender system may suffer.

To mitigate these issues, the model can be further fine-tuned on target datasets in order to train the model based on the given user population and add/update its knowledge on the item dataset. P5 ([Geng et al., 2022](#)) trained a T5-based ([Raffel et al., 2020](#)) foundational recommender model to unify various recommendation tasks in a shared framework. VIP5 ([Geng et al., 2023](#)) extends P5 to a multi-modal foundational recommender system. POD ([Li et al., 2023](#)) builds upon the P5 model and appends a task-specific, continuous prompt to the input to improve performance. Although these models include user IDs as inputs, they still do not leverage the collaborative information from similar users. [Zhu et al. \(2024\)](#) expands the tokenizer vocabulary to add user/item IDs as tokens and learn collaborative information, though this technique is infeasible as the number of users/items grows. In this work, we focus on developing a foundational generative recommender model that can efficiently encode individual and collaborative preferences for multiple downstream tasks.

2.2 Structural Prompt

One challenge in generative recommendation is effectively encoding user-item interactions for LLMs. Researchers have proposed numerous methods to bridge the gap between IDs and natural language. One option is to add the user’s name and item title to the input prompt. However, such data may be unavailable or non-unique, making it difficult to personalize recommendations. Another option is to insert user and item IDs into the discrete prompt template ([Geng et al., 2022](#)). However, LLMs are

trained on natural language text rather than discrete IDs, limiting the effectiveness of this approach (Li et al., 2023).

To tackle these issues, many researchers have explored how to effectively encode item IDs with LLMs. Rajput et al. (2023) proposed using RQ-VAE with item metadata to generate semantically meaningful tuples of tokens to serve as the semantic ID for each item. GPTRec uses a novel SVD tokenization method to generate quantized item embeddings based on user-item interactions (Petrov and Macdonald, 2023). Tan et al. (2024a) proposed training a textual ID generator alongside the LLM-based recommender to convert item IDs to meaningful text descriptions. While these methods are effective, they do not address the need for encoding user preferences as input to the model.

To incorporate user preferences into the LLM-based recommender, Zhang et al. (2024) propose a mapping technique to project user embeddings learned from collaborative filtering into a soft prompt. In this work, we focus on developing an attention-based compositional method to better model user-to-user relationships. Previous work in continual learning for image classification has shown that an attention-based mechanism effectively shares information between similar classes of images for better performance (Smith et al., 2023). In the context of generative recommendation, attention (Vaswani et al., 2017) can be used to capture both individual and collaborative preferences across diverse feature spaces.

3 Preliminary

3.1 Recommendation Tasks

Following existing works (Geng et al., 2022; Li et al., 2023), we focus on three important recommendation tasks: (1) Sequential Recommendation, (2) Top-n Recommendation, and (3) Explanation Generation. Let $u \in U$ denote a user in the user set and $i \in I$ denote an item in the item set across all three tasks. We aim to train a unified model to complete the following tasks:

- *Sequential Recommendation*: given a user u and a list of historical interactions in chronological order i_1, i_2, \dots, i_{n-1} , the task is to predict the next item i_n that u will interact with.
- *Top-n Recommendation*: given a pool of randomly sampled items from I , the model must select the top N items.

- *Explanation Generation*: given a user u and item i , the model must generate an explanation $E_{u,i}$.

Importantly, the scope of our study focuses only on user and item IDs for recommendation and excludes additional information such as item metadata or user profiles since this information may be sensitive or unavailable.

3.2 Prompt Distillation

In traditional recommender systems, user and item IDs are commonly used to identify unique users and items. However, since these IDs are unique to the dataset and are not natural language text, it is necessary to perform additional fine-tuning to allow the LLM to effectively understand these IDs. The most common methodology is to train the model with *discrete prompt templates*. For example, in the case of explanation generation, the discrete prompt could be “Explain why user_1234 enjoys item_5678”. When using IDs with discrete prompt templates, recent research proposes adding an additional embedding space, called *whole-word embeddings*, so that the model can recognize which tokens belong to the appropriate ID (Geng et al., 2022). That is, each token in the ID utilizes the same whole-word embedding and all other tokens are tokenized as normal.

Although discrete prompts can lead to good performance, they are inflexible and require manually crafted prompts. Thus, the performance of the model may depend strongly on how well the instructions were written. On the other hand, continuous prompts are dynamically adjusted and fine-tuned through techniques like soft prompt tuning, which optimizes prompts by learning continuous embeddings. This approach allows the model to learn regardless of the quality of the prompt template. Li et al. (2023) introduced *Prompt Distillation*, which distills discrete prompts into continuous prompt vectors. The authors used prompt distillation to incorporate task-specific, continuous prompts for each recommendation task. These prompts are shared globally across all users to improve the model’s performance. Since this method adds a shared continuous prompt per recommendation task, we will refer to these continuous prompts as *task-specific prompts*. Although task-specific prompts were shown to improve performance in our recommendation tasks, they cannot express personalization because each user utilizes the same set

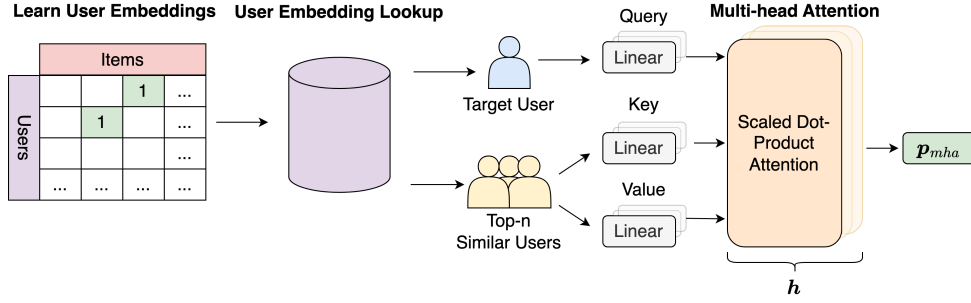


Figure 1: Full PeaPOD model architecture. We first initialize a set of user embeddings using probabilistic matrix factorization. We then apply multi-head attention, where the user embedding of target user u is passed to the query vector and the embeddings of the top- n most similar users S_u are passed to the key and value vectors. The final output is the collaborative user prompt p_{mha} , which dynamically captures collaborative knowledge from S_u .

of prompts. Thus, we develop a new method to distill each user’s preferences into a *personalized* soft prompt that caters to each user’s individual needs, while incorporating relevant preferences from similar users.

4 Collaborative User Prompt

The goal of the *collaborative user prompt* is to distill a user’s preferences into a soft prompt to represent the user’s personal interests while also leveraging collaborative knowledge from users with similar preferences. To accomplish this, we implement multi-head attention (Vaswani et al., 2017) to create a contextualized user representation that combines individual and group-level information. Attention dynamically weights the influence of each similar user, producing a richer and more robust representation. Furthermore, multiple heads allows the model to capture different aspects of similarity, resulting in a more comprehensive and diverse understanding of the target user. By applying multi-head attention, we generate a collaborative user prompt that can be effectively used and shared by the LLM across multiple recommender tasks.

4.1 User Embedding Representation

To generate the collaborative user prompt, we must first select an effective input for the multi-head attention module. In our case, we utilize user embeddings generated from probabilistic matrix factorization (Mnih and Salakhutdinov, 2007) for each user. Specifically, given a user-item feedback matrix $F \in \mathbb{R}^{|U| \times |I|}$, the model learns a user matrix $U \in \mathbb{R}^{|U| \times d_u}$ and item matrix $I \in \mathbb{R}^{|I| \times d_u}$, where d_u is the selected dimension size of the user embedding and $|U|$ and $|I|$ are the number of users and items, respectively. $u \in U$ represents

a user embedding that encodes a user’s individual preferences. By construction, users with similar preferences are positioned closer to each other in this embedding space (e.g. higher cosine similarity). These pre-trained user embeddings serve as a strong initialization for personalization because they already capture collaborative signals.

4.2 Attending User Embeddings

In our framework, we utilize attention to generate a collaborative user prompt p by leveraging the embeddings of user u (e.g. u) and $S_u \in \mathbb{R}^{n \times d_u}$, which consists of the top- n most similar user embeddings to u according to cosine similarity. We attend to these n neighboring user embeddings to capture their collective preferences, conditioned on u . We first project u and each neighbor’s embedding $s_i \in S_u$ into the query Q , key K , and value V subspaces.

$$Q = W_Q u + b_Q \in \mathbb{R}^{d_m} \quad (1)$$

$$K_i = W_K s_i + b_K \in \mathbb{R}^{d_m} \quad (2)$$

$$V_i = W_V s_i + b_V \in \mathbb{R}^{d_m} \quad (3)$$

where d_m is the dimensionality of the base LLM. We aggregate the key and value vectors to form the key and value spaces $K \in \mathbb{R}^{n \times d_m}$ and $V \in \mathbb{R}^{n \times d_m}$, respectively.

Let Q represent the target user u on which we condition group-level information. K encodes S_u in the key space, enabling the model to learn how relevant each similar user is to u . V carries the content from S_u to be aggregated by attention. We use scaled dot-product attention to compute an attention vector and apply it to V :

$$\text{Attn}(Q, K, V) = \text{softmax} \left(\frac{QK^\top}{\sqrt{d_m}} \right) V \quad (4)$$

This results in an attention-weighted summary vector, which we define as z . This allows us to dynamically aggregate the most important information from similar users with respect to u , further enhancing the collaborative information learned from the initialized user embeddings. Finally, we apply a linear layer to z to obtain the collaborative user prompt p .

$$p = W_l z + b_l \in \mathbb{R}^{d_p} \quad (5)$$

where d_p is the selected prompt length for p . By attending to the top- n most similar users, we dynamically incorporate relevant collaborative signals into p based on u . This compositional strategy combines group-level information, conditioned on u 's preferences, to distill collaborative preferences into a personalized soft prompt.

The collaborative user prompt described in Section 4.2 can be extended from a single-head implementation to a multi-head attention (Vaswani et al., 2017) to allow each head to focus on different aspects of the user embeddings. We show the full architecture to obtain the multi-head prompt p_{mha} in Figure 1.

4.3 Training and Inference

Using the task-alternated training strategy proposed by Li et al. (2023), we alternate the task being trained for each batch. This allows us to save time during training because the samples in the batch have the same data format and will therefore be of similar length to one another. Importantly, task-alternated training did not show any degradation in generative recommendation performance versus traditional random batching strategies (Li et al., 2023). We combine collaborative user prompts, task-specific prompts, and discrete prompts as input during training. We also add whole-word embeddings to help the model identify which tokens belong to a particular ID (Geng et al., 2022).

As all the generative recommendation tasks are posed as sequence-to-sequence tasks, we use the Negative Log-Likelihood (NLL) loss to optimize the model. In addition, the model must output a sequence of text that forms an item ID (or natural language text in the case of explanation generation). For these tasks, we choose beam search, which is commonly used for its effectiveness in sequence-to-sequence generation.

For sequential recommendation and top- n recommendation, the b candidate sequences form the

Dataset	Sports	Beauty	Toys
#Users	35,598	22,363	19,412
#Items	18,357	12,101	11,924
#Reviews	296,337	198,502	167,597
Sparsity (%)	0.0453	0.0734	0.0724

Table 1: Statistics of the datasets.

recommendation list, where b is the beam width. For explanation generation, we select the sequence with the largest log-likelihood from the candidates.

5 Experimental Setup

The following research questions guide the remainder of the paper:

- **RQ1:** How does our proposed PeaPOD model compare with existing state-of-the-art models on different tasks?
- **RQ2:** What are the effects of adding a collaborative user prompt as input?
- **RQ3:** How useful is multi-head attention vs. alternative implementations such as single-head attention or multi-layer perceptron?
- **RQ4:** How does model size impact performance?

5.1 Datasets

For our experiments, we use the Sports, Beauty, and Toys & Games Dataset from Amazon (Ni et al., 2019). We reuse the preprocessing steps and the 8:1:1 train/validation/test splits created by Geng et al. (2022). Each sample consists of a user ID, an item ID, a text review, a rating, and a time stamp. We provide the dataset statistics in Table 1.

5.2 Baselines

For our baselines, we selected traditional models and multi-task LLM-based recommenders for each task as well as LLM models that are trained for multi-task recommendation. We report the baselines for each of the three recommendation tasks in Appendix A. For fair comparison, we report the metrics of the T5-small variants of P5, VIP5, POD, and RDRec.

5.3 Evaluation Metrics

For sequential and top- n recommendation, we evaluate models using Hit Rate (HR)@ k and normalized discounted cumulative gain (NDCG)@ k where $k \in \{1, 5, 10\}$. For explanation generation,

Table 2: Performance comparison on sequential recommendation, evaluated using Hit Rate (HR@k) and NDCG (N@k).

Methods	Sports				Beauty				Toys			
	HR@5	N@5	HR@10	N@10	HR@5	N@5	HR@10	N@10	HR@5	N@5	HR@10	N@10
GRU4Rec	0.0129	0.0086	0.0204	0.0110	0.0137	0.0099	0.0283	0.0137	0.0097	0.0059	0.0176	0.0084
BERT4Rec	0.0115	0.0075	0.0191	0.0099	0.0203	0.0124	0.0347	0.0170	0.0116	0.0071	0.0203	0.0099
FDSA	0.0182	0.0122	0.0288	0.0156	0.0267	0.0163	0.0407	0.0208	0.0228	0.0140	0.0381	0.0189
SASRec	0.0233	0.0154	0.0350	0.0192	0.0387	0.0249	0.0605	0.0318	0.0463	0.0306	0.0675	0.0374
S ³ -Rec	0.0251	0.0161	0.0364	0.0204	0.0387	0.0247	0.0607	0.0327	0.0443	0.0294	0.0640	0.0376
P5	0.0272	0.0169	0.0361	0.0198	0.0530	0.0370	0.0659	0.0421	0.0460	0.0567	0.0709	0.0587
VIP5	0.0412	0.0345	0.0475	0.0365	0.0556	0.0427	0.0677	0.0467	0.0662	0.0577	0.0749	0.0604
IDGenRec	0.0429	0.0326	0.0574	0.0372	<u>0.0618</u>	0.0486	<u>0.0814</u>	0.0541	0.0655	0.0481	<u>0.0870</u>	0.0551
POD	0.0496	0.0396	0.0576	0.0419	0.0537	0.0395	0.0688	0.0443	0.0691	<u>0.0599</u>	0.0742	<u>0.0610</u>
RDRec	<u>0.0505</u>	<u>0.0408</u>	<u>0.0596</u>	<u>0.0433</u>	0.0601	0.0461	0.0743	0.0504	<u>0.0723</u>	0.0593	0.0802	0.0605
PeaPOD	0.0554*	0.0440*	0.0665*	0.0473*	0.0649	<u>0.0469</u>	0.0843	0.0536	0.0783*	0.0641*	0.0917*	0.0677*

Table 3: Performance comparison on top-n recommendation, evaluated using Hit Rate (HR@k) and NDCG (N@k).

Methods	Sports					Beauty					Toys				
	HR@1	HR@5	N@5	HR@10	N@10	HR@1	HR@5	N@5	HR@10	N@10	HR@1	HR@5	N@5	HR@10	N@10
MF	0.0314	0.1404	0.0848	0.2563	0.1220	0.0311	0.1426	0.0857	0.2573	0.1224	0.0233	0.1066	0.0641	0.2003	0.0940
MLP	0.0351	0.1520	0.0927	0.2671	0.1296	0.0317	0.1392	0.0848	0.2542	0.1215	0.0252	0.1142	0.0688	0.2077	0.0988
P5	0.0567	0.1514	0.1049	0.2196	0.1269	0.0571	0.1566	0.1078	0.2317	0.1318	0.0451	0.1322	0.0889	0.2023	0.1114
VIP5	0.0699	0.1882	0.1304	0.2717	0.1572	0.0615	0.1655	0.1147	0.2407	0.1388	0.0433	0.1301	0.0875	0.2037	0.1110
POD	0.0895	0.2086	0.1506	0.2873	0.1756	0.0829	0.1926	0.1391	0.2670	0.1629	0.0567	0.1433	0.1009	0.2082	0.1215
RDRec	<u>0.1285</u>	<u>0.2747</u>	<u>0.2033</u>	0.3683	<u>0.2326</u>	<u>0.1203</u>	<u>0.2572</u>	<u>0.1902</u>	<u>0.3380</u>	<u>0.2160</u>	<u>0.0660</u>	<u>0.1655</u>	<u>0.1171</u>	<u>0.2375</u>	<u>0.1398</u>
PeaPOD	0.1315	0.2784	0.2075	<u>0.3645</u>	0.2349	0.1217	0.2580	0.1915	0.3417	0.2189	0.0933*	0.2033*	0.1498*	0.2793*	0.1738*

we evaluate using the F1 scores of BLEU-4 (Papineni et al., 2002) and ROUGE-1, ROUGE-2, and ROUGE-L (Lin and Hovy, 2003). In all tables, the best performing model for each metric is in **bold**, the second best model is underlined, and * indicates significance ($p < 0.05$) using one sample Student’s t-test.

5.4 Implementation Details

To initialize user embeddings for PeaPOD, we train a probabilistic matrix factorization model (Mnih and Salakhutdinov, 2007) for top-n recommendation. We train for 100 epochs with a dimension size of 512, learning rate of $1e-3$, and a lambda regularization of $1e-3$.

After generating the embeddings, we train PeaPOD for 30 epochs. We utilize the AdamW optimizer (Kingma and Ba, 2015), with a batch size of 64, learning rate of $5e-3$, 4 attention heads, and the length of the task-specific prompt set to 3. We save the best performing model on the validation set from our hyperparameter search, and we report the mean score over 10 different seeds.

For Sports and Beauty, the optimal hyperparameters found were 20 similar users and the length of the collaborative user prompt $|p_{mha}| = 3$. For Toys, the optimal hyperparameters found were 10 similar users and $|p_{mha}| = 3$. During inference, the number of beams is set to 20 and the inference batch size is set to 32 for all tasks. For the full

implementation details, see Appendix B.

6 Results

6.1 Recommendation Performance (RQ1)

Sequential Recommendation. In Table 2, we compare our model with baseline models on the sequential recommendation task. Our results demonstrate that PeaPOD significantly outperforms all baselines on Sports and Toys, and performs comparably to IDGenRec on Beauty, though improvements are more modest compared to the other datasets. PeaPOD’s performance shows that user embeddings generated from one recommendation task can act as a strong signal for other recommender tasks. Although the user embeddings are generated from PMF, a top-n recommendation model, PeaPOD consistently outperforms the baseline models. This suggests that PeaPOD generalizes user preference patterns from collaborative filtering that transfer across recommendation paradigms.

Top-n Recommendation. In Table 3, we report the performance of our method and the baselines on the top-n recommendation task. We find that PeaPOD outperforms existing baselines on 11 of the 12 metrics. In particular, PeaPOD shows significantly improved performance on Toys. Although PeaPOD was initialized with a variant of matrix factorization, PeaPOD showed significant gains over the

Table 4: Performance comparison on explanation generation, evaluated using BLEU (B) and ROUGE (RG).

Methods	Sports				Beauty				Toys			
	B-4	RG-1	RG-2	RG-L	B-4	RG-1	RG-2	RG-L	B-4	RG-1	RG-2	RG-L
Att2Seq	0.5305	12.2800	1.2107	9.1312	0.7889	12.6590	1.6820	9.7481	1.6238	13.2245	2.9942	10.7398
NRT	0.4793	11.0723	1.1304	7.6674	0.8295	12.7815	1.8543	9.9477	1.9084	13.5231	3.6708	11.1867
PETER	0.7112	12.8944	1.3283	9.8635	1.1541	14.8497	2.1413	11.4143	1.9861	14.2716	3.6718	11.7010
P5	<u>1.0447</u>	14.9048	<u>2.1297</u>	11.1778	<u>1.2237</u>	<u>17.6938</u>	<u>2.2489</u>	<u>12.8606</u>	2.2892	15.4505	<u>3.6974</u>	12.1718
VIP5	1.0639	<u>14.8628</u>	2.1012	11.1059	1.2850	17.7492	2.3482	12.9170	<u>2.3241</u>	<u>15.3006</u>	3.6590	<u>12.0421</u>
POD	1.0013	14.0168	2.0436	<u>11.1236</u>	1.0630	15.2517	1.5737	11.3283	2.3053	12.2889	3.8512	10.3923
PeaPOD	1.0178	13.4364	1.8515	10.5017	0.7933	12.2211	1.4744	9.1253	2.5319	14.0476	4.0552	11.7318

matrix factorization baseline. Thus, our attention-based compositional strategy is able to further refine the collaborative information provided by the initial user embedding.

Explanation Generation. In Table 4, we report the performance of all models on the explanation generation task. We observe that PeaPOD performs competitively on Toys and Sports, achieving the best performance in BLEU-4 and ROUGE-2 on Toys. However, PeaPOD performs worse on Beauty. These mixed results reveal a crucial factor: the top-performing models, P5 and VIP5, incorporated *additional item metadata* in their inputs that other models lacked. Our findings reveal that this item metadata, rather than collaborative user information, emerges as the critical factor for explanation generation quality. Specifically, user-based collaborative filtering provides insufficient signal for tasks requiring detailed item knowledge and may actually diminish performance on tasks that require specific information about items.

6.2 Effects of User Prompt (RQ2)

Training without task-specific prompt. To understand the effectiveness of collaborative user prompts versus globally shared prompts, we fine-tune PeaPOD with the same architecture and hyperparameters, but omit the task-specific prompts. We refer to the ablated model as PeaPOD (no task). We report our findings in Figure 2.

We find PeaPOD performs better on Toys and Beauty, but slightly underperforms compared to PeaPOD (no task) on Sports. Crucially, both PeaPOD and PeaPOD (no task) outperform POD, meaning the personalized information distilled into the collaborative user prompt adds key information not captured by the task-specific prompt. Since both models are fine-tuned using the same base model and discrete prompt templates, we can attribute the gain in PeaPOD’s performance to the effectiveness of the collaborative user prompt.

Effects of number of neighbors. We investi-

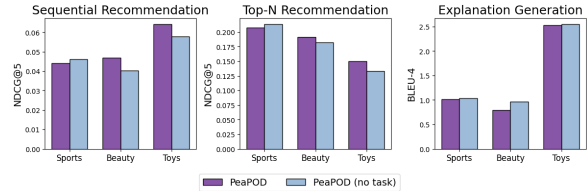


Figure 2: Comparison between PeaPOD and PeaPOD trained without task-specific prompts.

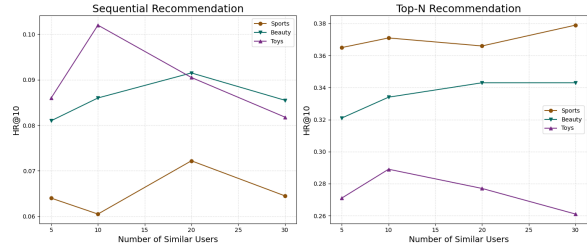


Figure 3: Performance comparison of sequential and top-n recommendation tasks with varying numbers of similar users.

gated the effects of the number of similar users as part of our hyperparameter search in Figure 3. We find that the number of similar users can affect the overall performance of the recommender and that this hyperparameter needs to be selected based on the dataset. Overall, we find that increasing the number of similar users benefits larger datasets, but the recommendation worsens if the number of neighbors is too high.

Sensitivity to User Embeddings. We train ablated versions of PeaPOD using different user embeddings to understand the effects of the initial user embeddings. In particular, we train PeaPOD with user embeddings generated from Bilateral Variational Autoencoder (BiVAE) (Truong et al., 2021) and LightGCN (He et al., 2020).

Figure 4 shows that the method of initializing user embeddings affects how well the model performs on the different tasks. PeaPOD-BiVAE generally performed well on sequential recommendation, but PeaPOD and PeaPOD-LightGCN per-

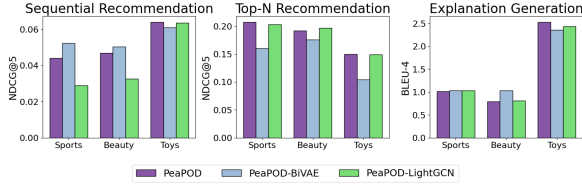


Figure 4: Comparison between PeaPOD trained with different user embeddings.

formed better in top-n recommendation.

Importantly, the user embedding *does not* need to be generated from a traditional recommender system. We chose to initialize user embeddings using collaborative filtering because it provides key information about user-to-user interactions that the attention mechanism can further refine. However, alternative methods that capture personalized and collaborative preferences could potentially be used as input to PeaPOD.

6.3 Effects of Multi-head Attention (RQ3)

To understand the effects of multi-head attention versus alternative implementations, we performed a hyperparameter search on the Beauty dataset with varying numbers of heads as well as directly passing user embeddings through a multi-layer perceptron (MLP). We include MLP to observe whether attention provides superior performance compared to directly using a linear layer. We present the results in Figure 5.

We observe that multi-head attention with 4 heads, denoted as MHA_4 , achieved the best overall performance, particularly in sequential recommendation. For top-n recommendation, the performance of MHA_4 and single-head attention were close to equal. We also observe that all attention-based models significantly outperformed the MLP implementation, showing the advantage of the compositional attention strategy. However, increasing the number of heads beyond 4 led to a decline in performance for all three recommendation tasks. This suggests that while adding more heads improves performance up to a certain point, exceeding this threshold causes the model to overfit.

6.4 Effects of Model Size (RQ4)

We investigate the effects of a larger base model size on the recommendation performance. In particular, we compare PeaPOD (small) and PeaPOD (base), which are models fine-tuned on T5-small (60.5M params) and T5-base (223M params), respectively. We report our findings in Table 5.

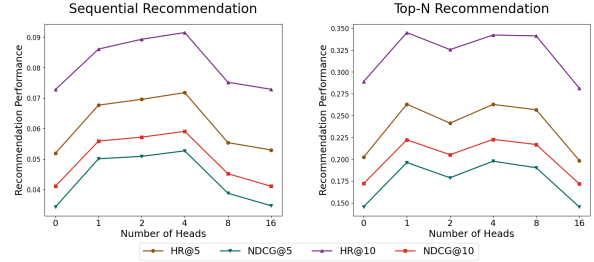


Figure 5: The effects of the number of attention heads on the Beauty dataset. Note that ‘0’ represents MLP.

We find that for both recommendation tasks, PeaPOD (base) performs similarly to PeaPOD (small) on Sports, but worse overall on Beauty and Toys. Our findings indicate that the smaller model performs better on smaller datasets and the difference between the two models decreases as the number of reviews scales. Thus, a bigger model does not always equate to better performance. Our findings are in alignment with Geng et al. (2022), who also found that the P5-small variant outperformed the P5-base variant on the smaller datasets. The more competitive performance of PeaPOD (base) and P5 (base) on the Sports dataset suggests that a larger model may perform better as the number of user-item interactions increases.

Table 5: Ablation between using T5-small and T5-base.

	Sports		Beauty		Toys	
	HR@10	N@10	HR@10	N@10	HR@10	N@10
Sequential recommendation						
PeaPOD (small)	0.0665	0.0473	0.0843	0.0536	0.0917	0.0677
PeaPOD (base)	0.0658	0.0488	0.0721	0.0488	0.0827	0.0610
Top-N recommendation						
PeaPOD (small)	0.3645	0.2349	0.3417	0.2189	0.2793	0.1738
PeaPOD (base)	0.3588	0.2300	0.3086	0.1914	0.2168	0.1291

7 Conclusion

In this paper, we propose PeaPOD, a novel generative recommender model that effectively distills individual and group user preferences into a collaborative user prompt. In particular, we introduce a multi-head attention strategy that uses the query-key-value mechanism to generate a personalized user embedding. Multi-head attention allows the model to capture multiple user-to-user relationships and enables the model to efficiently share collaborative knowledge between similar users. Our experiments confirm the effectiveness of our PeaPOD framework across three recommendation tasks. Future directions include incorporating additional metadata during training and developing an end-to-end architecture to unify the user embedding

initialization and multi-head attention stages.

8 Limitations and Ethical Concerns

One limitation of our approach is that we restrict our study to exclusively using user and item IDs. Thus, we do not incorporate any additional metadata such as user profiles or item descriptions. We find that this may hinder performance on explanation generation, which relies on having a strong understanding of both the user and item to provide a personalized response. We expect that providing additional metadata to the model can improve performance, particularly if it is given in natural language text, as the LLM is already pre-trained on such data. We plan to extend PeaPOD to utilize this information in future work. Additionally, PeaPOD relies on learning collaborative signals from the user embeddings to achieve good performance. Thus, similar to traditional collaborative filtering methods, PeaPOD may perform poorly in cold-start settings where there is little to no information about the user or item.

Furthermore, while our work focuses on benchmarking against other T5-based models, we acknowledge that newer decoder-only models have shown superior performance in NLP tasks. Due to computational limitations, we are unable to fine-tune larger SOTA models, but plan to do so in future work.

Finally, [Rajput et al. \(2023\)](#) raises potential concerns about data leakage in the original P5 data pipeline. In our work, all baseline methods in our comparison use the identical P5 preprocessing pipeline, ensuring a fair and consistent evaluation framework with existing works. The models we compare against are from recently published papers that report metrics on the same pipeline as ours. Our primary contribution is demonstrating that collaborative user prompts improve performance relative to existing methods under the same experimental conditions, but we acknowledge that *all* baselines should be rerun to ensure no data leakage is taking place.

9 Ethical Considerations

The use of AI assistants (e.g. ChatGPT, Claude, etc.) was used to assist with coding and polishing the writing of this work.

References

- Heng-Tze Cheng, Levent Koc, Jeremiah Harmsen, Tal Shaked, Tushar Chandra, Hrishi Aradhye, Glen Anderson, Greg Corrado, Wei Chai, Mustafa Ispir, Rohan Anil, Zakaria Haque, Lichan Hong, Vihan Jain, Xiaobing Liu, and Hemal Shah. 2016. [Wide & Deep Learning for Recommender Systems](#). In *Proceedings of the 1st Workshop on Deep Learning for Recommender Systems*, pages 7–10, Boston MA USA. ACM.
- Zeyu Cui, Jianxin Ma, Chang Zhou, Jingren Zhou, and Hongxia Yang. 2022. [M6-Rec: Generative Pre-trained Language Models are Open-Ended Recommender Systems](#). *Preprint*, arxiv:2205.08084.
- Yashar Deldjoo, Zhankui He, Julian McAuley, Anton Korikov, Scott Sanner, Arnau Ramisa, René Vidal, Maheswaran Sathiamoorthy, Atoosa Kasirzadeh, and Silvia Milano. 2024. [A review of modern recommender systems using generative models \(genrecsys\)](#). In *Proceedings of the 30th ACM SIGKDD Conference on Knowledge Discovery and Data Mining, KDD '24*, page 6448–6458, New York, NY, USA. Association for Computing Machinery.
- Li Dong, Shaohan Huang, Furu Wei, Mirella Lapata, Ming Zhou, and Ke Xu. 2017. Learning to Generate Product Reviews from Attributes. In *Proceedings of the 15th Conference of the European Chapter of the Association for Computational Linguistics: Volume 1, Long Papers*, pages 623–632, Valencia, Spain. Association for Computational Linguistics.
- Yingqiang Ge, Shuchang Liu, Zuohui Fu, Juntao Tan, Zelong Li, Shuyuan Xu, Yunqi Li, Yikun Xian, and Yongfeng Zhang. 2022. [A Survey on Trustworthy Recommender Systems](#). *Preprint*, arxiv:2207.12515.
- Shijie Geng, Shuchang Liu, Zuohui Fu, Yingqiang Ge, and Yongfeng Zhang. 2022. [Recommendation as Language Processing \(RLP\): A Unified Pretrain, Personalized Prompt & Predict Paradigm \(P5\)](#). In *Proceedings of the 16th ACM Conference on Recommender Systems*, pages 299–315, Seattle WA USA. ACM.
- Shijie Geng, Juntao Tan, Shuchang Liu, Zuohui Fu, and Yongfeng Zhang. 2023. [VIP5: Towards Multimodal Foundation Models for Recommendation](#). In *Findings of the Association for Computational Linguistics: EMNLP 2023*, pages 9606–9620, Singapore. Association for Computational Linguistics.
- Xiangnan He, Kuan Deng, Xiang Wang, Yan Li, Yong-Dong Zhang, and Meng Wang. 2020. [Lightgcn: Simplifying and powering graph convolution network for recommendation](#). In *Proceedings of the 43rd International ACM SIGIR Conference on Research and Development in Information Retrieval, SIGIR '20*, page 639–648, New York, NY, USA. Association for Computing Machinery.
- Zhankui He, Zhouhang Xie, Rahul Jha, Harald Steck, Dawen Liang, Yesu Feng, Bodhisattwa Prasad Majumder, Nathan Kallus, and Julian McAuley. 2023.

- Large Language Models as Zero-Shot Conversational Recommenders. In *Proceedings of the 32nd ACM International Conference on Information and Knowledge Management*, pages 720–730, Birmingham United Kingdom. ACM.
- Dietmar Jannach and Malte Ludewig. 2017. **When Recurrent Neural Networks meet the Neighborhood for Session-Based Recommendation**. In *Proceedings of the Eleventh ACM Conference on Recommender Systems*, pages 306–310, Como Italy. ACM.
- Wang-Cheng Kang and Julian McAuley. 2018. Self-attentive sequential recommendation. In *2018 IEEE international conference on data mining (ICDM)*, pages 197–206. IEEE.
- Diederik P. Kingma and Jimmy Ba. 2015. Adam: A method for stochastic optimization. In *ICLR (Poster)*.
- Yehuda Koren, Robert Bell, and Chris Volinsky. 2009. **Matrix Factorization Techniques for Recommender Systems**. *Computer*, 42(8):30–37.
- Lei Li, Yongfeng Zhang, and Li Chen. 2020. **Generate Neural Template Explanations for Recommendation**. In *Proceedings of the 29th ACM International Conference on Information & Knowledge Management*, pages 755–764, Virtual Event Ireland. ACM.
- Lei Li, Yongfeng Zhang, and Li Chen. 2021. **Personalized Transformer for Explainable Recommendation**. In *Proceedings of the 59th Annual Meeting of the Association for Computational Linguistics and the 11th International Joint Conference on Natural Language Processing (Volume 1: Long Papers)*, pages 4947–4957, Online. Association for Computational Linguistics.
- Lei Li, Yongfeng Zhang, and Li Chen. 2023. **Prompt Distillation for Efficient LLM-based Recommendation**. In *Proceedings of the 32nd ACM International Conference on Information and Knowledge Management*, pages 1348–1357, Birmingham United Kingdom. ACM.
- Chin-Yew Lin and Eduard Hovy. 2003. **Automatic evaluation of summaries using N-gram co-occurrence statistics**. In *Proceedings of the 2003 Conference of the North American Chapter of the Association for Computational Linguistics on Human Language Technology - NAACL '03*, volume 1, pages 71–78, Edmonton, Canada. Association for Computational Linguistics.
- Andriy Mnih and Russ R Salakhutdinov. 2007. Probabilistic Matrix Factorization. In *Advances in Neural Information Processing Systems*, volume 20. Curran Associates, Inc.
- Jianmo Ni, Jiacheng Li, and Julian McAuley. 2019. **Justifying recommendations using distantly-labeled reviews and fine-grained aspects**. In *Proceedings of the 2019 Conference on Empirical Methods in Natural Language Processing and the 9th International Joint Conference on Natural Language Processing (EMNLP-IJCNLP)*, pages 188–197, Hong Kong, China. Association for Computational Linguistics.
- Kishore Papineni, Salim Roukos, Todd Ward, and Wei-Jing Zhu. 2002. **BLEU: A method for automatic evaluation of machine translation**. In *Proceedings of the 40th Annual Meeting on Association for Computational Linguistics, ACL '02*, pages 311–318, USA. Association for Computational Linguistics.
- Aleksandr V. Petrov and Craig Macdonald. 2023. **Generative Sequential Recommendation with GPTRec**. *Preprint*, arxiv:2306.11114.
- Colin Raffel, Noam Shazeer, Adam Roberts, Katherine Lee, Sharan Narang, Michael Matena, Yanqi Zhou, Wei Li, and Peter J. Liu. 2020. Exploring the limits of transfer learning with a unified text-to-text transformer. *The Journal of Machine Learning Research*, 21(1):140:5485–140:5551.
- Shashank Rajput, Nikhil Mehta, Anima Singh, Raghunandan Hulikal Keshavan, Trung Vu, Lukasz Heldt, Lichan Hong, Yi Tay, Vinh Tran, Jonah Samost, Maciej Kula, Ed Chi, and Maheswaran Sathiamoorthy. 2023. Recommender Systems with Generative Retrieval. *Advances in Neural Information Processing Systems*, 36:10299–10315.
- Jerome Ramos, Hossen A. Rahmani, Xi Wang, Xiao Fu, and Aldo Lipani. 2024. **Natural Language User Profiles for Transparent and Scrutable Recommendations**. *Preprint*, arxiv:2402.05810.
- Scott Sanner, Krisztian Balog, Filip Radlinski, Ben Wedin, and Lucas Dixon. 2023. **Large Language Models are Competitive Near Cold-start Recommenders for Language- and Item-based Preferences**. *Preprint*, arxiv:2307.14225.
- James Seale Smith, Leonid Karlinsky, Vyshnavi Gutta, Paola Cascante-Bonilla, Donghyun Kim, Assaf Arbelle, Rameswar Panda, Rogerio Feris, and Zsolt Kira. 2023. **CODA-Prompt: COntinual Decomposed Attention-Based Prompting for Rehearsal-Free Continual Learning**. In *2023 IEEE/CVF Conference on Computer Vision and Pattern Recognition (CVPR)*, pages 11909–11919, Vancouver, BC, Canada. IEEE.
- Fei Sun, Jun Liu, Jian Wu, Changhua Pei, Xiao Lin, Wenwu Ou, and Peng Jiang. 2019. **BERT4Rec: Sequential Recommendation with Bidirectional Encoder Representations from Transformer**. In *Proceedings of the 28th ACM International Conference on Information and Knowledge Management*, pages 1441–1450, Beijing China. ACM.
- Juntao Tan, Shuyuan Xu, Wenyue Hua, Yingqiang Ge, Zelong Li, and Yongfeng Zhang. 2024a. **IDGenRec: LLM-RecSys Alignment with Textual ID Learning**. In *SIGIR*. arXiv.

Zhaoxuan Tan, Qingkai Zeng, Yijun Tian, Zheyuan Liu, Bing Yin, and Meng Jiang. 2024b. [Democratizing large language models via personalized parameter-efficient fine-tuning](#). In *Proceedings of the 2024 Conference on Empirical Methods in Natural Language Processing*, pages 6476–6491, Miami, Florida, USA. Association for Computational Linguistics.

Quoc-Tuan Truong, Aghiles Salah, and Hady W. Lauw. 2021. [Bilateral Variational Autoencoder for Collaborative Filtering](#). In *Proceedings of the 14th ACM International Conference on Web Search and Data Mining*, pages 292–300, Virtual Event Israel. ACM.

Ashish Vaswani, Noam M. Shazeer, Niki Parmar, Jakob Uszkoreit, Llion Jones, Aidan N. Gomez, Lukasz Kaiser, and Illia Polosukhin. 2017. Attention is all you need. In *Neural Information Processing Systems*.

Xinfeng Wang, Jin Cui, Yoshimi Suzuki, and Fumiyo Fukumoto. 2024. [RDRec: Rationale distillation for LLM-based recommendation](#). In *Proceedings of the 62nd Annual Meeting of the Association for Computational Linguistics (Volume 2: Short Papers)*, pages 65–74, Bangkok, Thailand. Association for Computational Linguistics.

Bin Wu, Zaiqiao Meng, Qiang Zhang, and Shangsong Liang. 2022. Meta-learning helps personalized product search. In *Proceedings of the ACM Web Conference 2022*, pages 2277–2287.

Bin Wu, Zhengyan Shi, Hossein A Rahmani, Varsha Ramineni, and Emine Yilmaz. 2024. Understanding the role of user profile in the personalization of large language models. *arXiv preprint arXiv:2406.17803*.

Tingting Zhang, Pengpeng Zhao, Yanchi Liu, Victor S. Sheng, Jiajie Xu, Deqing Wang, Guanfang Liu, and Xiaofang Zhou. 2019. [Feature-level Deeper Self-Attention Network for Sequential Recommendation](#). In *Proceedings of the Twenty-Eighth International Joint Conference on Artificial Intelligence*, pages 4320–4326, Macao, China. International Joint Conferences on Artificial Intelligence Organization.

Yang Zhang, Fuli Feng, Jizhi Zhang, Keqin Bao, Qifan Wang, and Xiangnan He. 2024. [Collm: Integrating collaborative embeddings into large language models for recommendation](#). *Preprint*, arXiv:2310.19488.

Yaochen Zhu, Liang Wu, Qi Guo, Liangjie Hong, and Jundong Li. 2024. [Collaborative large language model for recommender systems](#). In *Proceedings of the ACM Web Conference 2024, WWW '24*, page 3162–3172, New York, NY, USA. Association for Computing Machinery.

A Baselines

We report the following baselines for each of the three recommendation tasks:

- For *sequential recommendation*, we compare with the following baselines: GRU4Rec (Jan-nach and Ludewig, 2017),

BERT4Rec (Sun et al., 2019), FDSA (Zhang et al., 2019), SASRec (Kang and McAuley, 2018), P5 (Geng et al., 2022), VIP5 (Geng et al., 2023), POD (Li et al., 2023), IDGen-Rec (Tan et al., 2024a), and RDRec (Wang et al., 2024).

- For *top-n recommendation*, we compare our method with: MF (Koren et al., 2009), MLP (Cheng et al., 2016), P5 (Geng et al., 2022), VIP5 (Geng et al., 2023), POD (Li et al., 2023), and RDRec (Wang et al., 2024).
- For *explanation generation*, we use the following baselines: Att2Seq (Dong et al., 2017):, NRT (Li et al., 2020), PETER (Li et al., 2021), P5 (Geng et al., 2022), VIP5 (Geng et al., 2023) and POD (Li et al., 2023).

B Hyperparameter Details

On average, each experiment took 6 hours to run. Since the main focus of our study is not on formulating discrete prompts, we reuse the same discrete prompts as POD (Li et al., 2023). We adapt task-alternated training, as proposed by Li et al. (2023), to speed up training time by alternating each task per batch.

For the collaborative user prompt, we perform a hyperparameter search, testing prompt lengths of {3, 5, 8, 10}, number of heads of {1, 2, 4, 8, 16} and the number of similar users of {5, 10, 20, 30}. All models were trained on a Nvidia RTX 3090 GPU.

C Effects of User Prompts

C.1 Training without task-specific prompt

We provide the full results of training without the task specific results in Tables 6, 7, and 8.

C.2 Sensitivity to User Embeddings

We provide the full results of training without the task specific results in Tables 9, 10, and 11.

D Effects of Model Size

We report the full results of training PeaPOD on T5-small vs T5-base in Tables 12, 13, and 14.

Table 6: Performance comparison on sequential recommendation.

Methods	Sports				Beauty				Toys			
	HR@5	N@5	HR@10	N@10	HR@5	N@5	HR@10	N@10	HR@5	N@5	HR@10	N@10
PeaPOD	0.0554	0.0440	0.0665	0.0473	0.0649	0.0469	0.0843	0.0536	0.0783	0.0641	0.0917	0.0677
PeaPOD (no task)	0.0582	0.0461	0.0711	0.0500	0.0565	0.0402	0.0732	0.0456	0.0695	0.0579	0.0810	0.0612

Table 7: Performance comparison on top-n recommendation.

Methods	Sports					Beauty					Toys				
	HR@1	HR@5	N@5	HR@10	N@10	HR@1	HR@5	N@5	HR@10	N@10	HR@1	HR@5	N@5	HR@10	N@10
PeaPOD	0.1315	0.2784	0.2075	0.3645	0.2349	0.1217	0.2580	0.1915	0.3417	0.2189	0.0933	0.2033	0.1498	0.2793	0.1738
PeaPOD (no task)	0.1364	0.2849	0.2132	0.3692	0.2397	0.1130	0.2480	0.1820	0.3304	0.2079	0.0815	0.1821	0.1330	0.2575	0.1568

Table 8: Performance comparison on explanation generation.

Methods	Sports				Beauty				Toys			
	BLEU-4	ROUGE-1	ROUGE-2	ROUGE-L	BLEU-4	ROUGE-1	ROUGE-2	ROUGE-L	BLEU-4	ROUGE-1	ROUGE-2	ROUGE-L
PeaPOD	1.0178	13.4364	1.8515	10.5017	0.7933	12.2211	1.4744	9.1253	2.5319	14.0476	4.0552	11.7318
PeaPod (no task)	1.0309	13.7973	1.8478	10.8804	0.9598	11.3673	1.7317	8.8236	2.5487	13.8905	4.0814	11.6151

Table 9: Performance comparison on sequential recommendation, evaluated using Hit Rate (HR@k) and NDCG (N@k).

Methods	Sports				Beauty				Toys			
	HR@5	N@5	HR@10	N@10	HR@5	N@5	HR@10	N@10	HR@5	N@5	HR@10	N@10
PeaPOD	0.0554	0.0440	0.0665	0.0473	0.0649	0.0469	0.0843	0.0536	0.0783	0.0641	0.0917	0.0677
PeaPOD-BiVAE	0.0620	0.0524	0.0686	0.0542	0.0677	0.0503	0.0835	0.0553	0.0719	0.0610	0.0801	0.0627
PeaPOD-LightGCN	0.0456	0.0290	0.0643	0.0351	0.0523	0.0326	0.0787	0.0411	0.0797	0.0635	0.0958	0.0678

Table 10: Performance comparison on top-n recommendation, evaluated using Hit Rate (HR@k) and NDCG (N@k).

Methods	Sports					Beauty					Toys				
	HR@1	HR@5	N@5	HR@10	N@10	HR@1	HR@5	N@5	HR@10	N@10	HR@1	HR@5	N@5	HR@10	N@10
PeaPOD	0.1315	0.2784	0.2075	0.3645	0.2349	0.1217	0.2580	0.1915	0.3417	0.2189	0.0933	0.2033	0.1498	0.2793	0.1738
PeaPOD-BiVAE	0.1020	0.2182	0.1602	0.2923	0.1830	0.1133	0.2354	0.1758	0.3166	0.2012	0.0590	0.1475	0.1041	0.2130	0.1246
PeaPOD-LightGCN	0.1312	0.2725	0.2033	0.3568	0.2298	0.1211	0.2704	0.1970	0.3639	0.2264	0.0909	0.2050	0.1491	0.2870	0.1751

Table 11: Performance comparison on explanation generation, evaluated using BLEU (B) and ROUGE (RG).

Methods	Sports				Beauty				Toys			
	B-4	RG-1	RG-2	RG-L	B-4	RG-1	RG-2	RG-L	B-4	RG-1	RG-2	RG-L
PeaPOD	1.0178	13.4364	1.8515	10.5017	0.7933	12.2211	1.4744	9.1253	2.5319	14.0476	4.0552	11.7318
PeaPOD-BiVAE	1.0278	14.1174	2.0331	11.1607	1.0289	12.7236	1.8375	10.0963	2.3544	12.7653	3.8807	10.7218
PeaPOD-LightGCN	1.0278	13.8437	1.8915	10.8847	0.8089	11.8196	1.4863	9.0550	2.4356	14.5543	3.8975	12.0732

Table 12: Performance comparison on sequential recommendation between small and base models.

Methods	Sports				Beauty				Toys			
	HR@5	N@5	HR@10	N@10	HR@5	N@5	HR@10	N@10	HR@5	N@5	HR@10	N@10
PeaPOD (small)	0.0554	0.0440	0.0665	0.0473	0.0649	0.0469	0.0843	0.0536	0.0783	0.0641	0.0917	0.0677
PeaPOD (base)	0.0562	0.0461	0.0658	0.0488	0.0582	0.0443	0.0721	0.0488	0.0731	0.0589	0.0827	0.0610

Table 13: Performance comparison on top-n recommendation between small and base models.

Methods	Sports					Beauty					Toys				
	HR@1	HR@5	N@5	HR@10	N@10	HR@1	HR@5	N@5	HR@10	N@10	HR@1	HR@5	N@5	HR@10	N@10
PeaPOD (small)	0.1315	0.2784	0.2075	0.3645	0.2349	0.1217	0.2580	0.1915	0.3417	0.2189	0.0933	0.2033	0.1498	0.2793	0.1738
PeaPOD (base)	0.1280	0.2698	0.2016	0.3588	0.2300	0.1000	0.2268	0.1652	0.3086	0.1914	0.0649	0.1494	0.1079	0.2168	0.1291

Table 14: Performance comparison on explanation generation between small and base models.

Methods	Sports				Beauty				Toys			
	BLEU-4	ROUGE-1	ROUGE-2	ROUGE-L	BLEU-4	ROUGE-1	ROUGE-2	ROUGE-L	BLEU-4	ROUGE-1	ROUGE-2	ROUGE-L
PeaPOD (small)	1.0178	13.4364	1.8515	10.5017	0.7933	12.2211	1.4744	9.1253	2.5319	14.0476	4.0552	11.7318
PeaPOD (base)	1.0548	14.1369	2.0106	11.1413	0.8602	13.2299	1.3422	10.0028	2.5037	14.4358	3.9266	11.8846