
Vector Retrieval with Similarity and Diversity: How Hard Is It?

Hang Gao¹ Dong Deng¹ Yongfeng Zhang¹

¹Rutgers University

{h.gao, dong.deng, yongfeng.zhang}@rutgers.edu

Abstract

Dense vector retrieval is an important building block of modern machine learning systems, underlying applications ranging from semantic search to retrieval-augmented generation and knowledge-intensive reasoning. Beyond retrieving items that are individually similar to a query, many applications require a set of results that is also diverse, complementary, and collectively informative. Balancing similarity and diversity is therefore central to effective retrieval, but remains challenging to optimize in a stable and theoretically grounded way. Maximal Marginal Relevance (MMR) is a widely adopted heuristic for this problem, yet its reliance on a manually tuned parameter leads to optimization fluctuations and unpredictable retrieval results. More broadly, existing methods provide limited theoretical insight into how similarity and diversity interact in dense vector spaces, leaving the joint optimization problem insufficiently understood. To address these challenges, this paper introduces a novel approach that characterizes both constraints simultaneously by maximizing the similarity between the query vector and the sum of the selected candidate vectors. We formally define this optimization problem, Vector Retrieval with Similarity and Diversity (VRSD), and prove that it is NP-complete, establishing a rigorous theoretical bound on the inherent difficulty of this dual-objective retrieval. Subsequently, we present a parameter-free heuristic algorithm to solve VRSD. Extensive evaluations on multiple datasets, incorporating both objective geometric metrics and LLM-simulated subjective assessments, demonstrate that our VRSD heuristic consistently outperforms established baselines, including MMR and Determinantal Point Processes (k-DPP).

1 Introduction

Dense vector retrieval has emerged as a foundational mechanism in Natural Language Processing (NLP), acting as a critical driver for Large Language Models (LLMs). Its application has driven significant performance gains across diverse domains, most notably in open-domain question answering [1–5]. Furthermore, the advent of Retrieval-Augmented Generation (RAG) [6–10] has underscored the indispensability of accurate retrieval in knowledge-intensive tasks to effectively ground and improve generation quality.

However, optimizing for pure relevance is often insufficient. Incorporating diversity is essential to maximize informational coverage and mitigate semantic redundancy within the retrieved context window [11]. Rather than being mutually exclusive, similarity and diversity share a conceptual parallel with the exploration–exploitation trade-off in reinforcement learning [12]. Consequently, engineering an optimal balance between targeting exact matches and exploring diverse facets remains a central challenge in modern retrieval systems.

Maximal Marginal Relevance (MMR) [13] is the standard approach for this balance, widely deployed in vector databases (e.g., Qdrant [14], Pinecone [15], Milvus [16], Weaviate [17]) and frameworks

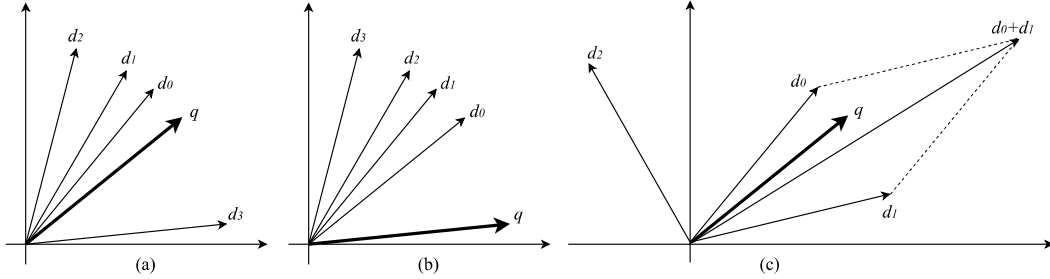


Figure 1: An analysis of the Maximal Marginal Relevance. (a) The candidate vectors are located on different sides of the query vector. (b) The candidate vectors are located on the same side of the query vector. (c) An example for MMR and the sum vector.

such as LangChain [18] and LlamaIndex [19]. MMR uses a parameter, λ , to weigh relevance and diversity. However, the optimal varies across scenarios and cannot be known a priori [20–22]. Furthermore, recent work [23, 24] suggests framing retrieval as a combinatorial optimization problem rather than independent selections, as examples in the context influence each other. Inspired by this, we propose using the sum vector to characterize both similarity and diversity in vector retrieval. In essence, this involves maximizing the similarity between the sum vector of the selected vectors and the query vector, and maximizing the similarity of the sum vector to the query vector imposes a similarity constraint. At the same time, from a geometric perspective, the requirement for the sum vector to be similar to the query vector means that the selected vectors approach the query vector from different directions, thus imposing a diversity constraint.

In summary, our main contributions are as follows.

- **Novel Unified Framework:** We propose VRSD, a parameter-free vector retrieval approach that naturally unifies similarity and diversity constraints by maximizing the alignment between the query and the sum of the retrieved vectors.
- **Theoretical Complexity Bound:** We formally define the VRSD optimization problem and theoretically prove it is NP-complete via reduction from the subset sum problem, highlighting the inherent difficulty of simultaneously achieving relevance and diversity.
- **Efficient Heuristic and Empirical Validation:** We introduce an efficient heuristic algorithm and demonstrate that it consistently outperforms established baselines (MMR and k-DPP) on multiple scientific QA datasets, validated through both objective geometric metrics and LLM-simulated human judgments.

2 Theoretical analysis of MMR

2.1 Limitations of MMR

MMR [13] addresses the balance between relevance and diversity by employing "marginal relevance" as an evaluation metric. The metric is defined as a linear combination of independently measured relevance and novelty, formulated as Eq.1:

$$\text{MMR} = \arg \max_{d_i \in R \setminus S} [\lambda \cdot \text{Sim}_1(d_i, q) - (1 - \lambda) \cdot \max_{d_j \in S} \text{Sim}_2(d_i, d_j)]. \quad (1)$$

Here, R denotes the candidate set and S is the subset of already selected elements. The expression $R \setminus S$ represents the set difference, that is, the set of unselected elements in R . Sim_1 and Sim_2 are similarity metrics. The parameter $\lambda \in [0, 1]$ is a weighting factor. When $\lambda = 1$, MMR incrementally computes a standard relevance-ranked list. In contrast, when $\lambda = 0$, it produces a ranking that maximizes the diversity between elements in S .

The challenge lies in selecting an appropriate λ to achieve the desired balance between relevance and diversity, particularly in high-dimensional vector spaces where the impact of varying λ is less predictable. This variability in λ leads to fluctuations in retrieval results, resulting in unpredictable consequences, which can be illustrated by a simple example. Typically, λ is pre-set at a value of

0.5 in many MMR implementations, a choice that comes from the algorithm’s foundational design. As illustrated in Figure 1(a), consider q as the query vector and d_0 to d_3 as candidate vectors that exceed the relevance threshold, collectively represented as $R = \{d_0, d_1, d_2, d_3\}$, with S initially empty. Using the MMR algorithm, d_0 is first selected due to its highest relevance to q , determined using cosine similarity as a measure. Subsequently, d_3 is chosen over d_1 , despite d_1 having a smaller angle with q and thus greater direct relevance. The selection of d_3 is influenced by the fact that the cumulative relevance between d_1 and d_0 significantly exceeds that between d_3 and d_0 , resulting in a higher MMR value for d_3 according to the formula.

However, as depicted in Figure 1(b), with q serving as the query vector and $R = \{d_0, d_1, d_2, d_3\}$ representing the initial set of candidate vectors, d_0 is selected first due to its maximal relevance to q . The selection using the MMR proceeds as follows: with $\lambda = 0.5$, $S = \{d_0\}$, and $R \setminus S = \{d_1, d_2, d_3\}$, the formula can be formed as Eq.2:

$$\text{MMR} = \arg \max_{i \in \{1,2,3\}} \left[0.5 \cdot (\text{Sim}_1(d_i, q) - \text{Sim}_2(d_i, d_0)) \right]. \quad (2)$$

Given that d_0 , d_1 , d_2 , and d_3 are positioned on the same side relative to q , and assuming that both Sim_1 and Sim_2 denote cosine similarity, let θ represent the angle between d_0 and q , and x denote the angle between d_i (i.e., d_1, d_2, d_3) and d_0 . Thus, we get the Eq.3:

$$\text{MMR} = \arg \max_{i=1,2,3} \left[0.5 \cdot (\cos(d_i, q) - \cos(d_i, d_0)) \right] = \arg \max_{i=1,2,3} \left[0.5 \cdot (\cos(x + \theta) - \cos(x)) \right] \quad (3)$$

The function $f(x) = \cos(x + \theta) - \cos(x)$, with its derivative $f'(x) = -\sin(x + \theta) + \sin(x)$, assumes that x and $x + \theta$ lie within $(0, \pi/2)$. Consequently, $f'(x) < 0$, indicating that for vectors on the same side of q , their MMR values decrease as the angle with q increases. Thus, following the selection of d_0 , the subsequent choices are d_1 , then d_2 , and so on. This sequence suggests that relevance predominantly influences the selection.

The real challenge in vector retrieval emerges when $\lambda \neq 0.5$. The selection among the candidate vectors d_1 , d_2 , and d_3 is critically dependent on both λ and θ , which complicates the determination of the most appropriate candidate. As shown in Figure 1(c), let q be the query vector and d_0 , d_1 , and d_2 be the candidate vectors. If the parameter λ in MMR is set to a small value, indicating a stronger preference for diversity, the selection process can proceed as follows: d_0 is selected first due to its highest similarity to q . Subsequently, d_2 is chosen over d_1 because it is farther from d_0 , thus exhibiting greater diversity. However, this result is often suboptimal in real-world applications, where the desired diversity is typically based on similarity. That is, diversity should be constrained by relevance to the query. Selecting candidates that are too dissimilar to the query undermines the purpose of retrieval and is of limited practical value.

2.2 Sum Vector for Retrieval

To address the challenges posed by MMR, we propose using the sum vector to simultaneously capture both similarity and diversity. Specifically, during the selection process from candidate vectors, we compute the cosine similarity between the query vector and the sum of the selected vectors, in order to maximize this similarity. We again illustrate this with Figure 1(c). As before, q is the query vector, and d_0 , d_1 , and d_2 are the candidate vectors. Using the sum vector approach, d_0 is selected first due to its highest similarity to q . Then, based on the rule of vector addition, the sum of d_0 and d_1 is evidently more similar to q than the sum of d_0 and d_2 , and therefore d_1 is selected next - unlike in MMR, where d_2 could be chosen.

The key insight lies in the properties of vectors and vector addition. Geometrically, as illustrated in Figure 1(c), the sum of two vectors lies between them. Furthermore, we can rigorously prove this proposition using algebraic methods.

Proposition 1. *In an n -dimensional vector space, the sum of two vectors necessarily lies between the two original vectors. That is, let $u, v \in \mathbb{R}^n$, and $s = u + v$, so s must be between u and v .*

The main idea of the proof is that u , v , and s lie in the same hyperplane, and then it can be proved that the angle between s and u is less than the angle between u and v , and the angle between s and v is also less than the angle between u and v , therefore, s must be between u and v . A detailed formal proof of Proposition 1 is provided in the Appendix C.

Therefore, from the algorithmic perspective, consider a query vector q and a set of candidate vectors d_0, d_1, \dots, d_n , sorted by their similarity to q . When the goal is to select a subset of vectors such that the sum vector is maximally similar to q , the algorithm first selects d_0 . For the second selection, the next best candidate d_x is chosen such that the new sum $s = d_0 + d_x$ is as close as possible to q . Based on Proposition 1, this sum vector s lies between d_0 and d_x , which implies that d_0 and d_x are positioned on either side of s , and hence d_0 and d_x are positioned on either side of q when optimized. This introduces an implicit diversity constraint, since selected vectors are encouraged to approach q from different directions.

Repeating this process means that each new vector is selected so that its addition pushes the sum vector closer to the query while maintaining angular spread, achieving a balance between similarity and diversity.

In fact, this property of vector addition has been observed in many influential works. For example, in one of the most important studies on word embeddings, word2vec [25], the famous example "king - man + woman = queen" demonstrates how semantic relationships can be captured through simple vector arithmetic. Similarly, our use of the sum vector captures the joint semantics of selected vectors. By evaluating the similarity between the sum vector and the query, we explicitly enforce relevance, while the geometric nature of vector addition imposes an adaptive diversity constraint.

3 Vectors retrieval with similarity and diversity

3.1 Problem Definition and Complexity

To address the problem of selecting a subset of vectors from a set of candidate vectors that satisfy both similarity and diversity requirements, we refer to the MMR algorithm and several related algorithms, typically considering the following premise. The candidate vectors are identified from the entire set of vectors ($size = N$) using cosine similarity metrics, resulting in a subset of vectors ($size = n$). Consequently, this set of candidate vectors inherently exhibits a relatively high degree of similarity to the query vector.

As mentioned above, while algorithms like MMR are widely applied in practice, these studies often lack a robust and reliable theoretical model. In other words, many approaches employ heuristic strategies or machine learning methods to arrive at a solution without providing a rigorous formal description and analysis of similarity and diversity from a theoretical perspective. Therefore, based on the aforementioned premises, we propose using the sum vector to characterize both similarity and diversity in vector retrieval. The definition of the sum vector is as follows:

Definition 1. *The Sum Vector: Given k vectors d_0, d_1, \dots, d_{k-1} , the sum vector d is the sum of these k vectors.*

Next, we define the vector retrieval problem as follows:

Definition 2. *The problem of Vector Retrieval with Similarity and Diversity (VRSD): Given a query vector q and a set of candidate vectors $R = \{d_0, d_1, \dots, d_{n-1}\}$, how to select k vectors ($d'_0, d'_1, \dots, d'_{k-1}$) from R so that the cosine similarity between the sum vector $d = d'_0 + d'_1 + \dots + d'_{k-1}$ and q is maximized?*

On the surface, requiring the sum of the selected vectors to maximize cosine similarity with the query vector imposes a similarity constraint, and the sum vector also represents joint semantics, similar to the well-known example ("king - man + woman = queen") in word2vec [25]. Furthermore, according to Proposition 1, requiring the sum vector to be similar to the query vector implicitly imposes a diversity constraint. Therefore, the VRSD problem we define effectively captures both similarity and diversity constraints in vector retrieval. However, upon further examination of the above problem, we find that it is an NP-hard problem. In the following, we provide a theoretical proof. To this end, we first give the corresponding decision problem and prove its NP-completeness by reducing the subset sum problem to the VRSD decision problem.

Definition 3. *The decision problem of vector retrieval: Given a set of candidate vectors R and a query vector q , can k vectors be selected from R such that the cosine similarity between the sum vector of these k vectors and the query vector q is equal to 1? We denote instances of this vector retrieval problem by (R, q, k) .*

Next, we will prove that this decision problem is NP-complete. For the sake of concise proof, we further restrict the components of vectors to integers. The proof strategy is to reduce the subset sum problem [26] to this decision problem.

Definition 4. *The subset sum problem: Given an integer set T and another integer t , does there exist a nonempty subset whose sum of elements is equal to t ? We denote instances of the subset sum problem as (T, t) .*

For convenience of proof, we also need to define a modified version of the subset sum problem, called the k -subset sum problem.

Definition 5. *k -subset sum problem: Given an integer set T and another integer t , does there exist a non-empty subset of size k (i.e., the cardinality of the subset is k), whose sum of elements equals t ? We denote instances of the k -subset sum problem as (T, t, k) .*

Lemma 1. *The k -subset sum problem is NP-complete.*

Proof. We reduce the subset sum problem(Def.4) to the k -subset sum problem(Def.5) .

1. Clearly, the k -subset sum problem is polynomial-time verifiable.
2. Reducing the subset sum problem to the k -subset sum problem.

For any instance of the subset sum problem (T, t) , where $T = \{t_1, t_2, \dots, t_n\}, |T| = n$, we can transform it into an instance of the k -subset sum problem (T', t', k) , where $T' = T \cup \{0, 0, \dots, 0\}$ (that is, add n zero elements to T), $t' = t, k = n$.

It is obvious that if (T', t', k) has a yes answer, then the answer to (T, t) is yes. If the answer to (T', t', k) is no, then the answer to (T, t) is no. Therefore, if the k -subset sum can be solved in polynomial time, then the subset sum can also be solved in polynomial time. Hence, the k -subset sum problem is NP-complete. \square

Now it is time to prove the NP-completeness of the decision problem of vector retrieval.

Theorem 1. *The decision problem of vector retrieval is NP-complete.*

Proof. We reduce the k -subset sum problem(Def.5) to the decision problem of vector retrieval(Def.3).

1. The answer to vector retrieval is polynomial-time verifiable. If the answer provides k vectors, we can simply add these k vectors and then calculate whether the cosine similarity between the sum vector and the query vector q equals 1. This verification can be performed in polynomial time.
2. Reducing the k -subset sum problem to the decision problem of vector retrieval.

For any instance of the k -subset sum problem (T, t, k) , let $T = \{t_1, t_2, \dots, t_n\}$. We construct the set of vectors R and the query vector q as Eq.4:

$$R = \{[t_1, 1], [t_2, 1], \dots, [t_n, 1]\}, q = [t, k] \quad (4)$$

The decision problem of vector retrieval (R, q, k) asks whether there exist k vectors such that the sum vector (denoted as d) of these vectors and the query vector q have a cosine similarity of 1. According to the definition of cosine similarity, $\cos_similarity = \frac{d \cdot q}{|d| \cdot |q|}$. The cosine similarity between d and q equals 1 if and only if $d = \alpha q$, where α is a scalar. Therefore, if vector retrieval provides an affirmative answer $d = \alpha q$, we can get the Eq.5,

$$d = [t'_1, 1] + [t'_2, 1] + \dots + [t'_k, 1] = \alpha[t, k] \Rightarrow [(t'_1 + \dots + t'_k), k] = \alpha[t, k]. \quad (5)$$

$[t'_1, 1] \dots [t'_k, 1]$ are the selected k vectors. This implies that $\alpha = 1$ and $t'_1 + \dots + t'_k = t$. Thus, this provides an affirmative answer to the k -subset sum problem instance (T, t, k) . Conversely, if vector retrieval provides a negative answer, then a negative answer to the k -subset sum problem can also be obtained. The above reduction process can be clearly completed in polynomial time. **Therefore, the decision problem of vector retrieval is NP complete.** \square

3.2 Infeasibility of Dynamic Programming

It is well known that although the subset sum problem is NP-complete, there exists a simple pseudo-polynomial-time dynamic programming algorithm for solving it. Specifically, for the subset sum problem as defined in Def.4, the dynamic programming recurrence is given by:

$$DP[i, t] = \begin{cases} DP[i-1, t], t_i \text{ is not selected} \\ DP[i-1, t-t_i], t_i \text{ is selected} \end{cases}$$

Although this dynamic programming approach is essentially pseudo-polynomial, it can be effectively applied to solve the subset sum problem in certain scenarios. This raises the question: Does there exist a similarly simple dynamic programming algorithm for the VRSD problem?

Unfortunately, the answer is negative. As noted in the proof of Theorem 1, particularly in Eq.5, to get the cosine similarity between the sum vector and the query vector equal to 1, we must hold $d = \alpha q$ rather than $d = q$. Consequently, if we attempt to apply a dynamic programming approach similar to that of the subset sum problem, we face the difficulty that the final sum vector cannot be determined in advance, since the scalar α in $d = \alpha q$ is undetermined. Therefore, a dynamic programming algorithm analogous to that of the subset sum problem does not exist for the VRSD problem.

3.3 Heuristic algorithm for vector retrieval

Since the vector retrieval problem (R, q, k) is an NP-hard problem, it is necessary to use heuristic methods to derive feasible solutions. Specifically, given a set of candidate vectors with high similarity, the objective is to select k vectors that maximize the cosine similarity between the sum vector of the k selected vectors and the query vector. We propose a heuristic algorithm also named as Vector Retrieval with Similarity and Diversity (VRSD). In each iteration, it chooses the vector that maximizes the cosine similarity between the sum of all selected vectors and the query vector, continuing this process until the k vectors are chosen. More details about the VRSD algorithm can be found in Algorithm 1.

Algorithm 1 Vector Retrieval with Similarity and Diversity (VRSD)

Input: Candidate vector set $R = \{d_0, d_1, \dots, d_{n-1}\}$, query vector q .

Output: k vectors such that the cosine similarity between the sum vector of these k vectors and q is maximized.

```

1:  $S = \{\}$ 
2: for  $i = 1$  to  $k$  do
3:    $s = \sum S$  {Sum of all vectors in  $S$ }
4:    $\max\_cos = -1$ 
5:    $p = \text{null}$  {Initialize  $p$ }
6:   for  $v$  in  $R$  do
7:      $t = s + v$  {Temporary vector}
8:     if  $\cos(t, q) > \max\_cos$  then
9:        $\max\_cos = \cos(t, q)$ 
10:       $p = v$ 
11:    end if
12:  end for
13:   $S = S \cup \{p\}$  {Add  $p$  to the set  $S$ }
14:   $R = R \setminus \{p\}$  {Remove  $p$  from  $R$ }
15: end for
16: return  $S$ 

```

3.4 Time complexity analysis of VRSD

As depicted in Algorithm 1, the time complexity of the VRSD algorithm is $k \times |R| = k \times n$, which accounts for the initial step of selecting n candidate vectors from the entire set of vectors (size = N) based on similarity. Given that $N \gg n > k$, the computational load of subsequent steps in Algorithm 1 is minimal compared to the MMR algorithm, which also selects k vectors from $|R|$ candidates, requires two iterations of maximum calculations as depicted in Eq.1—once for each candidate vector against the query vector and once against the set of vectors already selected $|S|$. Thus, the complexity

of MMR becomes $k \times |R| \times |S| = k \times |R|^2 = k \times n^2$, indicating a marginally higher computational demand compared to VRSD.

4 Experiments

4.1 Baselines and Datasets

We benchmark VRSD against two established baselines: **MMR**, a standard greedy heuristic, and **k-DPP** [27], a probabilistic approach modeling item repulsion (implemented via Fast-MAP [28]). These represent complementary strategies widely used in summarization [29]. We employ the `all-mpnet-base-v2` encoder [30]. Furthermore, ablation studies are performed using two alternative embedding models, as detailed in the Appendix F. Evaluations are conducted on three scientific QA datasets: **ARC-DA** [31], **OpenBookQA** [32], and **SciQ** [33], using both objective metrics and LLM-simulated subjective assessments. More details can be found in Appendix D.

4.2 Objective Evaluation

The objective evaluation compares VRSD and the baselines from two complementary perspectives: complementarity-aware similarity and pairwise diversity. The first metric evaluates whether the retrieved set is collectively aligned with the query, rather than whether each retrieved item is independently similar to the query. The second metric measures the average redundancy among retrieved items. Together, these metrics allow us to examine whether a method can retrieve results that are both query-aligned and non-redundant.

4.2.1 Complementarity-aware Similarity

We first evaluate complementarity-aware similarity using sum-vector alignment. Given a retrieved set $\{d_1, d_2, \dots, d_k\}$, we construct a set-level representation by summing the selected vectors:

$$d_{\text{sum}} = d_1 + d_2 + \dots + d_k.$$

We then compute the cosine similarity between d_{sum} and the query vector q :

$$\text{Similarity} = \cos(d_{\text{sum}}, q). \tag{6}$$

Unlike conventional query-item similarity, which evaluates each retrieved item independently, this similarity evaluates the retrieved set as a whole. A high score indicates that the collective semantics of the selected vectors are well aligned with the query. At the same time, because vector addition allows different vectors to contribute from different directions, this metric also captures relevance-aware complementarity: selected items can be individually distinct while jointly forming a semantic direction close to the query.

For this experiment, 20% of each data set was used as a set of retrieval queries. For MMR, we set λ values ranging from 0.2 to 0.9 to thoroughly and fairly evaluate the performance of the MMR algorithm. In each retrieval task, once a query is submitted to VRSD, MMR or k-DPP, k vectors are returned. We sum these k vectors to compute the cosine similarity between the sum vector and the query vector. The mean cosine similarity for all test queries is reported as "Sim. Mean" in Table 1.

From the "Similarity Mean" columns in Table 1, we observe that regardless of the value of λ in MMR, as expected, VRSD achieves the highest score across datasets than MMR and k-DPP, confirming that the proposed greedy heuristic effectively optimizes the sum-vector objective. More importantly, the following pairwise diversity results show that this objective alignment does not collapse into redundant retrieval, but instead preserves strong diversity under a relevance-aware constraint.

4.2.2 Diversity

While similarity measures set-level query alignment, it does not by itself quantify the degree of redundancy among selected items. We therefore additionally adopt the commonly used metric in recommendation and RAG, pairwise similarity [34, 35]. Formally, pairwise similarity is defined as the average similarity between all distinct pairs of elements in a given set. It is often used to measure the diversity of a set of objects.

Table 1: Similarity and Diversity scores on ARC, OpenBookQA, and SciQ for varying k.

k	Algorithms	ARC		OpenBookQA		SciQ	
		Sim. Mean	Div. Mean	Sim. Mean	Div. Mean	Sim. Mean	Div. Mean
6	MMR($\lambda=0.2$)	0.6797	0.2766	0.6592	0.2737	0.6609	0.2363
	MMR($\lambda=0.3$)	0.6859	0.2789	0.6652	0.2785	0.6649	0.2388
	MMR($\lambda=0.4$)	0.6913	0.2844	0.6739	0.2825	0.6701	0.2432
	MMR($\lambda=0.5$)	0.6987	0.2988	0.6789	0.2937	0.6789	0.2549
	MMR($\lambda=0.6$)	0.7047	0.3178	0.6875	0.3148	0.6880	0.2747
	MMR($\lambda=0.7$)	0.7065	0.3396	0.6890	0.3427	0.6890	0.3036
	MMR($\lambda=0.8$)	0.7022	0.3631	0.6860	0.3636	0.6843	0.3314
	MMR($\lambda=0.9$)	0.6928	0.3914	0.6779	0.3868	0.6732	0.3603
	k-DPP	0.7081	0.3382	0.6899	0.3455	0.6872	0.3198
VRSD	0.7161	0.3109	0.6996	0.3088	0.6987	0.2721	
12	MMR($\lambda=0.2$)	0.6780	0.2399	0.6656	0.2390	0.6695	0.2020
	MMR($\lambda=0.3$)	0.6869	0.2442	0.6721	0.2437	0.6759	0.2055
	MMR($\lambda=0.4$)	0.6981	0.2535	0.6820	0.2500	0.6860	0.2129
	MMR($\lambda=0.5$)	0.7073	0.2661	0.6919	0.2629	0.6968	0.2268
	MMR($\lambda=0.6$)	0.7147	0.2857	0.7013	0.2847	0.7042	0.2453
	MMR($\lambda=0.7$)	0.7143	0.3122	0.7005	0.3074	0.7041	0.2738
	MMR($\lambda=0.8$)	0.7100	0.3323	0.6940	0.3291	0.6978	0.2977
	MMR($\lambda=0.9$)	0.7022	0.3506	0.6861	0.3456	0.6881	0.3169
	k-DPP	0.7155	0.3136	0.7000	0.3162	0.7016	0.2866
VRSD	0.7332	0.2695	0.7177	0.2668	0.7235	0.2330	
18	MMR($\lambda=0.2$)	0.6712	0.2213	0.6601	0.2210	0.6649	0.1839
	MMR($\lambda=0.3$)	0.6789	0.2253	0.6684	0.2254	0.6718	0.1884
	MMR($\lambda=0.4$)	0.6918	0.2332	0.6805	0.2352	0.6862	0.1966
	MMR($\lambda=0.5$)	0.7039	0.2475	0.6921	0.2496	0.6993	0.2098
	MMR($\lambda=0.6$)	0.7117	0.2674	0.6988	0.2697	0.7071	0.2293
	MMR($\lambda=0.7$)	0.7105	0.2900	0.6972	0.2900	0.7062	0.2513
	MMR($\lambda=0.8$)	0.7035	0.3143	0.6897	0.3108	0.6988	0.2732
	MMR($\lambda=0.9$)	0.6944	0.3326	0.6826	0.3246	0.6868	0.2935
	k-DPP	0.7112	0.2933	0.6970	0.2963	0.7021	0.2657
VRSD	0.7344	0.2454	0.7187	0.2459	0.7290	0.2104	

The **Diversity** metric of $\{d_1, d_2, \dots, d_k\}$ is defined as:

$$\text{Diversity} = \frac{2}{k(k-1)} \sum_{i=1}^k \sum_{j=i+1}^k \cos(d_i, d_j) \quad (7)$$

A lower Diversity score implies a higher degree of diversity in the set. We report the average diversity scores for the 20% test queries in the "Div. Mean" column of Table 1. As shown in Table 1, with increasing λ , the diversity scores of MMR gradually increase, which means that its diversity performance gradually decreases. This aligns with the MMR objective: The larger λ emphasizes similarity over diversity. More notably, when comparing diversity scores of VRSD and MMR in Table 1, we observe the following.

- When $\lambda < 0.4$, MMR exhibits better diversity than VRSD, as it strongly prioritizes diversity.
- When $\lambda \in (0.4, 0.6)$, VRSD and MMR have roughly comparable diversity.
- When $\lambda > 0.6$, VRSD begins to outperform MMR in diversity, which is expected since the emphasis of MMR on diversity decreases as λ increases.

We highlight MMR ($\lambda \in \{0.5, 0.6\}$) and VRSD in Table 1 to facilitate comparison. Results indicate that VRSD offers robust diversity: it matches MMR in the critical 0.5-0.6 range and surpasses it as λ increases. Furthermore, VRSD consistently outperforms k-DPP on both metrics across all datasets and k values. Comparing the baselines, k-DPP behaves similarly to MMR with $\lambda \in [0.5, 0.7]$, typically achieving slightly higher similarity but lower diversity than MMR in this range.

The above comparison between VRSD, MMR and k-DPP reveals that VRSD not only maximizes the similarity between the sum vector and the query vector, but also adaptively achieves diversity.

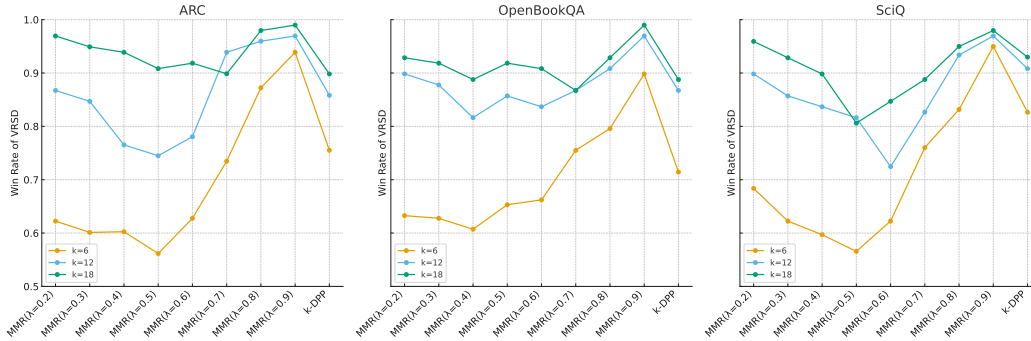


Figure 2: The winning rate of VRSD algorithm against MMR/k-DPP in simulated human evaluations on ARC, OpenBookQA, SciQ datasets under different λ values for $k = 6$, $k = 12$, and $k = 18$.

Considering that in most practical applications the desired diversity is similarity aware, diversity without any similarity constraint is often of limited significance. Hence, a preliminary conclusion can be drawn: VRSD outperforms MMR and k-DPP when considering both similarity and diversity in a unified framework.

4.3 Subjective Evaluation

We incorporate subjective evaluation using LLMs to simulate human judgment. Recent studies indicate that LLM-based judgments correlate well with human preferences, offering a scalable alternative to traditional evaluation [36–38]. Given the strong "world knowledge" of modern LLMs, using them for subjective assessment is both reasonable and effective.

In detail, we employ GPT-4o [39] to simulate diverse professional personas. Consistent with the objective experiments, we use 20% of the queries from each dataset. For each query, GPT-4o reviews the original text of the k retrieved results from VRSD and the baselines (MMR/k-DPP). The model is instructed to assign a score based on both relevance and diversity, where a higher score indicates better quality.

To ensure fairness and realism, we constructed a panel of 100 professional roles (e.g., scientists, educators). The detailed prompt and list of personas are provided in the Appendix E.3. We compute the average score from all evaluators for each query and determine the "Win Rate" of VRSD, defined as the percentage of queries where VRSD outperforms the baselines.

Figure 2 presents results across three datasets. VRSD consistently achieves a win rate exceeding 50% against MMR regardless of λ , though margin narrows at $\lambda \approx 0.5$ (consistent with prior findings on MMR’s optimal range). Similarly, VRSD maintains a win rate $>50\%$ against k-DPP. We observe that k-DPP performs comparably to MMR with $\lambda \in [0.6, 0.7]$ but lags behind MMR at $\lambda = 0.5$.

Notably, VRSD’s advantage over both baselines improves steadily as k increases. This reflects a key theoretical distinction: while MMR and k-DPP rely on heuristic repulsion (penalizing similarity), VRSD selects *complementary* items via vector addition. Consequently, as k grows, VRSD more effectively accumulates diverse yet relevant features. These findings align with our objective evaluations, confirming that VRSD consistently outperforms baselines in balancing similarity and diversity. Comprehensive experimental results and ablation analyses are detailed in the Appendix E&F.

5 Conclusion

We introduce VRSD, a novel vector retrieval framework that jointly optimizes similarity and diversity through query-to-sum vector alignment. This formulation removes the need for manual parameter tuning and provides an inherent balance between similarity and diversity. By formally defining the resulting combinatorial optimization problem and proving its NP-completeness, we establish a rigorous theoretical foundation for the inherent difficulty of this task. Experiments on multiple benchmarks show that our efficient heuristic consistently outperforms MMR and k-DPP. Overall, VRSD offers a principled and practical alternative for unified retrieval, with geometric insights that inform future retrieval optimization for large language models and in-context learning.

References

- [1] Danqi Chen, Adam Fisch, Jason Weston, and Antoine Bordes. Reading wikipedia to answer open-domain questions. In *55th Annual Meeting of the Association for Computational Linguistics, ACL 2017*, pages 1870–1879. Association for Computational Linguistics (ACL), 2017.
- [2] Kelvin Guu, Kenton Lee, Zora Tung, Panupong Pasupat, and Mingwei Chang. Retrieval augmented language model pre-training. In *International conference on machine learning*, pages 3929–3938. PMLR, 2020.
- [3] Omar Khattab and Matei Zaharia. Colbert: Efficient and effective passage search via contextualized late interaction over bert. In *Proceedings of the 43rd International ACM SIGIR conference on research and development in Information Retrieval*, pages 39–48, 2020.
- [4] Yingqi Qu, Yuchen Ding, Jing Liu, Kai Liu, Ruiyang Ren, Wayne Xin Zhao, Daxiang Dong, Hua Wu, and Haifeng Wang. Rocketqa: An optimized training approach to dense passage retrieval for open-domain question answering. In *Proceedings of the 2021 Conference of the North American Chapter of the Association for Computational Linguistics: Human Language Technologies*, pages 5835–5847, 2021.
- [5] Gautier Izacard and Edouard Grave. Leveraging passage retrieval with generative models for open domain question answering. In *EACL 2021-16th Conference of the European Chapter of the Association for Computational Linguistics*, pages 874–880. Association for Computational Linguistics, 2021.
- [6] Patrick Lewis, Ethan Perez, Aleksandra Piktus, Fabio Petroni, Vladimir Karpukhin, Naman Goyal, Heinrich Küttler, Mike Lewis, Wen-tau Yih, Tim Rocktäschel, et al. Retrieval-augmented generation for knowledge-intensive nlp tasks. *Advances in Neural Information Processing Systems*, 33:9459–9474, 2020.
- [7] Vladimir Karpukhin, Barlas Oguz, Sewon Min, Patrick Lewis, Ledell Wu, Sergey Edunov, Danqi Chen, and Wen-tau Yih. Dense passage retrieval for open-domain question answering. In *Proceedings of the 2020 Conference on Empirical Methods in Natural Language Processing (EMNLP)*. Association for Computational Linguistics, 2020.
- [8] Yuning Mao, Pengcheng He, Xiaodong Liu, Yelong Shen, Jianfeng Gao, Jiawei Han, and Weizhu Chen. Generation-augmented retrieval for open-domain question answering. In *Proceedings of the 59th Annual Meeting of the Association for Computational Linguistics and the 11th International Joint Conference on Natural Language Processing (Volume 1: Long Papers)*. Association for Computational Linguistics, 2021.
- [9] Harsh Trivedi, Niranjan Balasubramanian, Tushar Khot, and Ashish Sabharwal. Interleaving retrieval with chain-of-thought reasoning for knowledge-intensive multi-step questions. In *The 61st Annual Meeting Of The Association For Computational Linguistics*, 2023.
- [10] Darren Edge, Ha Trinh, Newman Cheng, Joshua Bradley, Alex Chao, Apurva Mody, Steven Truitt, Dasha Metropolitan, Robert Osazuwa Ness, and Jonathan Larson. From local to global: A graph rag approach to query-focused summarization. *arXiv preprint arXiv:2404.16130*, 2024.
- [11] Rodrygo LT Santos, Craig Macdonald, and Iadh Ounis. Search result diversification. *Foundations and Trends® in Information Retrieval*, 9(1):1–90, 2015.
- [12] Richard S Sutton and Andrew G Barto. *Reinforcement learning: An introduction*. MIT press, 2018.
- [13] Jaime Carbonell and Jade Goldstein. The use of mmr, diversity-based reranking for reordering documents and producing summaries. In *Proceedings of the 21st annual international ACM SIGIR conference on Research and development in information retrieval*, pages 335–336, 1998.
- [14] Qdrant Team. Qdrant documentation: Overview and concepts. <https://qdrant.tech/documentation/>, 2025.

- [15] Pinecone Systems, Inc. Pinecone: A fully managed vector database for production ai applications. <https://www.pinecone.io>, 2023. Accessed: 2026-02-16.
- [16] Jun Wang, Zhenjie Wang, Yujing Deng, Ting Wang, Guoqing Fu, Lin Shao, Yimin Tang, Xinyu Xie, Jun Ma, Heng Qiu, and Chao Wang. Milvus: A purpose-built vector data management system. *arXiv preprint arXiv:2205.03474*, 2022.
- [17] Bob van Luijt De Vries, Etienne Borchert, Sander Kocer, Jannis Moll, Omid Sabour, and Tarek Selmi. Weaviate: An open source vector search engine. *arXiv preprint arXiv:2112.05876*, 2021.
- [18] Harrison Chase. Langchain: A framework for developing applications powered by large language models. <https://github.com/langchain-ai/langchain>, 2022.
- [19] Jerry Liu. LlamaIndex. https://github.com/jerryliu/llama_index, 2022.
- [20] Thomas Deselaers, Tobias Gass, Philippe Dreuw, and Hermann Ney. Jointly optimising relevance and diversity in image retrieval. In *Proceedings of the ACM international conference on image and video retrieval*, pages 1–8, 2009.
- [21] Xi Ye, Srinivasan Iyer, Asli Celikyilmaz, Ves Stoyanov, Greg Durrett, and Ramakanth Pasunuru. Complementary explanations for effective in-context learning. *Findings of the Association for Computational Linguistics: ACL 2023*, 2023.
- [22] Zhichao Wang, Bin Bi, Yanqi Luo, Sitaram Asur, and Claire Na Cheng. Diversity enhances an llm’s performance in rag and long-context task, 2025. URL <https://arxiv.org/abs/2502.09017>.
- [23] Ohad Rubin, Jonathan Herzig, and Jonathan Berant. Learning to retrieve prompts for in-context learning. In *Proceedings of the 2022 Conference of the North American Chapter of the Association for Computational Linguistics: Human Language Technologies*, pages 2655–2671, 2022.
- [24] Liang Wang, Nan Yang, and Furu Wei. Learning to retrieve in-context examples for large language models. *arXiv preprint arXiv:2307.07164*, 2023.
- [25] Tomas Mikolov, Kai Chen, Gregory S. Corrado, and Jeffrey Dean. Efficient estimation of word representations in vector space. In *International Conference on Learning Representations*, 2013. URL <https://api.semanticscholar.org/CorpusID:5959482>.
- [26] Thomas H Cormen, Charles E Leiserson, Ronald L Rivest, and Clifford Stein. *Introduction to algorithms*. MIT press, 2009.
- [27] Alex Kulesza and Ben Taskar. k-dpps: Fixed-size determinantal point processes. In *Proceedings of the 28th International Conference on Machine Learning (ICML)*, 2011. URL https://icml.cc/2011/papers/611_icmlpaper.pdf.
- [28] Laming Chen, Guoxin Zhang, and Eric Zhou. Fast greedy map inference for determinantal point process to improve recommendation diversity. In *Advances in Neural Information Processing Systems (NeurIPS)*, 2018.
- [29] Aidean Sharghi, Ali Borji, Chengtao Li, Tianbao Yang, and Boqing Gong. Improving sequential determinantal point processes for supervised video summarization. *arXiv preprint arXiv:1807.10957*, 2018. URL <https://arxiv.org/abs/1807.10957>.
- [30] Kaitao Song, Xu Tan, Tao Qin, Jianfeng Lu, and Tie-Yan Liu. MpNet: masked and permuted pre-training for language understanding. In *Proceedings of the 34th International Conference on Neural Information Processing Systems*, pages 16857–16867, 2020.
- [31] Sumithra Bhakthavatsalam, Daniel Khashabi, Tushar Khot, Bhavana Dalvi Mishra, Kyle Richardson, Ashish Sabharwal, Carissa Schoenick, Oyvind Tafjord, and Peter Clark. Think you have solved direct-answer question answering? try arc-da, the direct-answer ai2 reasoning challenge. *arXiv preprint arXiv:2102.03315*, 2021.

- [32] Todor Mihaylov, Peter Clark, Tushar Khot, and Ashish Sabharwal. Can a suit of armor conduct electricity? a new dataset for open book question answering. In *Proceedings of the 2018 Conference on Empirical Methods in Natural Language Processing (EMNLP)*, pages 2381–2391, 2018.
- [33] Johannes Welbl, Nelson F. Liu, and Matt Gardner. Crowdsourcing multiple choice science questions. In *Proceedings of the 3rd Workshop on Noisy User-generated Text (W-NUT)*, pages 94–106, 2017.
- [34] Cai-Nicolas Ziegler, Sean M McNee, Joseph A Konstan, and Georg Lausen. Improving recommendation lists through topic diversification. In *Proceedings of the 14th international conference on World Wide Web*, pages 22–32, 2005.
- [35] Mathias Jesse, Christine Bauer, and Dietmar Jannach. Intra-list similarity and human diversity perceptions of recommendations: the details matter: M. jesse et al. *User Modeling and User-Adapted Interaction*, 33(4):769–802, 2023.
- [36] Pei Chiang and Hung-Yu Lee. Can large language models be better evaluators? *arXiv preprint arXiv:2305.05662*, 2023.
- [37] Yann Dubois, Xuechen Zhang, Timo Schick, and et al. AlpacaFarm: A simulation framework for methods that learn from human feedback. *arXiv preprint arXiv:2305.14387*, 2023.
- [38] Mandy Chan, Lisa Xie, Yuwei Liu, and et al. Chateval: A tool for chatbot evaluation with multi-turn, multi-agent debates. In *Proceedings of the 2023 Conference on Empirical Methods in Natural Language Processing (EMNLP)*, 2023.
- [39] OpenAI. Hello gpt-4o. <https://openai.com/index/hello-gpt-4o/>, 2024.
- [40] Urvashi Khandelwal, Angela Fan, Dan Jurafsky, Luke Zettlemoyer, and Mike Lewis. Nearest neighbor machine translation. In *International Conference on Learning Representations*, 2020.
- [41] Urvashi Khandelwal, Omer Levy, Dan Jurafsky, Luke Zettlemoyer, and Mike Lewis. Generalization through memorization: Nearest neighbor language models. In *International Conference on Learning Representations*, 2019.
- [42] Uri Alon, Frank Xu, Junxian He, Sudipta Sengupta, Dan Roth, and Graham Neubig. Neuro-symbolic language modeling with automaton-augmented retrieval. In *International Conference on Machine Learning*, pages 468–485. PMLR, 2022.
- [43] Tom Brown, Benjamin Mann, Nick Ryder, Melanie Subbiah, Jared D Kaplan, Prafulla Dhariwal, Arvind Neelakantan, Pranav Shyam, Girish Sastry, Amanda Askell, et al. Language models are few-shot learners. *Advances in neural information processing systems*, 33:1877–1901, 2020.
- [44] Stephen Robertson, Hugo Zaragoza, et al. The probabilistic relevance framework: Bm25 and beyond. *Foundations and Trends® in Information Retrieval*, 3(4):333–389, 2009.
- [45] Jiachang Liu, Dinghan Shen, Yizhe Zhang, William B Dolan, Lawrence Carin, and Weizhu Chen. What makes good in-context examples for gpt-3? In *Proceedings of Deep Learning Inside Out (DeeLIO 2022): The 3rd Workshop on Knowledge Extraction and Integration for Deep Learning Architectures*, pages 100–114, 2022.
- [46] Nils Reimers and Iryna Gurevych. Sentence-bert: Sentence embeddings using siamese bert-networks. In *Proceedings of the 2019 Conference on Empirical Methods in Natural Language Processing and the 9th International Joint Conference on Natural Language Processing (EMNLP-IJCNLP)*, pages 3982–3992, 2019.
- [47] Richard Shin, Christopher Lin, Sam Thomson, Charles Chen Jr, Subhro Roy, Emmanouil Antonios Platanios, Adam Pauls, Dan Klein, Jason Eisner, and Benjamin Van Durme. Constrained language models yield few-shot semantic parsers. In *Proceedings of the 2021 Conference on Empirical Methods in Natural Language Processing*, pages 7699–7715, 2021.

- [48] Daixuan Cheng, Shaohan Huang, Junyu Bi, Yuefeng Zhan, Jianfeng Liu, Yujing Wang, Hao Sun, Furu Wei, Weiwei Deng, and Qi Zhang. Uprise: Universal prompt retrieval for improving zero-shot evaluation. In *Proceedings of the 2023 Conference on Empirical Methods in Natural Language Processing*, pages 12318–12337, 2023.
- [49] Ercong Nie, Sheng Liang, Helmut Schmid, and Hinrich Schütze. Cross-lingual retrieval augmented prompt for low-resource languages. In *The 61st Annual Meeting Of The Association For Computational Linguistics*, 2023.
- [50] Alex Kulesza and Ben Taskar. Determinantal point processes for machine learning. *Foundations and Trends in Machine Learning*, 5(2–3):123–286, 2012.
- [51] Jennifer Gillenwater, Alex Kulesza, and Ben Taskar. Near-optimal map inference for determinantal point processes. In *Advances in Neural Information Processing Systems (NeurIPS)*, 2012. URL <https://papers.nips.cc/paper/4577-near-optimal-map-inference-for-determinantal-point-processes>.
- [52] Chengtao Li, Stefanie Jegelka, and Suvrit Sra. Efficient sampling for k-determinantal point processes. In *Proceedings of the 33rd International Conference on Machine Learning (ICML)*, 2016. URL <https://proceedings.mlr.press/v51/li16f.html>.
- [53] Boqing Gong, Weilong Chao, Kristen Grauman, and Fei Sha. Diverse sequential subset selection for supervised video summarization. In *Advances in Neural Information Processing Systems (NeurIPS)*, 2014. URL https://www.cs.utexas.edu/~grauman/papers/nips14_seqdpp.pdf.
- [54] Seongjae Cho and Min Song. Multi-document summarization with determinantal point processes. In *Proceedings of the 2019 Conference on Empirical Methods in Natural Language Processing: System Demonstrations*, 2019. URL <https://aclanthology.org/D19-5412/>.
- [55] Sentence-Transformers Team. all-mpnet-base-v2: Sentence-transformers model card. <https://huggingface.co/sentence-transformers/all-mpnet-base-v2>, 2021.
- [56] BAAI Team. Bge-m3: Model card. <https://huggingface.co/BAAI/bge-m3>, 2024.
- [57] Jianlv Chen, Shitao Xiao, Peitian Zhang, Kun Luo, Defu Lian, and Zheng Liu. Bge m3-embedding: Multi-lingual, multi-functionality, multi-granularity text embeddings through self-knowledge distillation. *arXiv preprint arXiv:2402.03216*, 2024.
- [58] Sentence-Transformers Team. all-minilm-l6-v2: Sentence-transformers model card. <https://huggingface.co/sentence-transformers/all-MiniLM-L6-v2>, 2020.
- [59] Wenhui Wang, Furu Wei, Li Dong, Hangbo Bao, Nan Yang, and Ming Zhou. Minilm: deep self-attention distillation for task-agnostic compression of pre-trained transformers. In *Proceedings of the 34th International Conference on Neural Information Processing Systems*, pages 5776–5788, 2020.

Contents

1	Introduction	1
2	Theoretical analysis of MMR	2
2.1	Limitations of MMR	2
2.2	Sum Vector for Retrieval	3
3	Vectors retrieval with similarity and diversity	4
3.1	Problem Definition and Complexity	4
3.2	Infeasibility of Dynamic Programming	6
3.3	Heuristic algorithm for vector retrieval	6
3.4	Time complexity analysis of VRSD	6
4	Experiments	7
4.1	Baselines and Datasets	7
4.2	Objective Evaluation	7
4.2.1	Complementarity-aware Similarity	7
4.2.2	Diversity	7
4.3	Subjective Evaluation	9
5	Conclusion	9
A	Limitations	15
B	Extended Related Work	15
C	Proof of Proposition 1	16
C.1	Algebraic Perspective	16
C.2	Algorithmic Perspective:	18
D	Details on Baselines and Datasets	18
D.1	Baselines	18
D.2	Embedding Model	18
D.3	Dataset Descriptions	19
E	More Experimental Results	19
E.1	Experimental Objectives	19
E.2	Additional Objective Experiments: Microscopic Comparison of VRSD and MMR/k-DPP	21
E.3	Details of the Subjective Experiments	22
E.3.1	Specification of Simulated Evaluator Roles	22
E.3.2	List of 100 Simulated Professional Evaluators	22

F Ablation Study on Embedding Models	24
F.1 Embedding Models and Their Characteristics	24
F.2 Main Findings	24
F.3 Analysis and Discussion	25

APPENDIX

A Limitations

The performance of VRSD is inherently based on the geometric properties of the underlying embedding space. Although we verified its robustness across three distinct models, the algorithm assumes that semantic compositionality, specifically through vector addition, holds effectively within the space. Consequently, highly anisotropic or poorly calibrated embedding spaces might limit the precision of the sum vector representation. Furthermore, while our current scope focuses on text-based interactions, real-world retrieval increasingly involves diverse data types. Future work will explore extending the VRSD framework to multimodal information (e.g., images or audio), investigating whether the sum-vector alignment principle generalizes to provide richer representations in multimodal embedding spaces.

B Extended Related Work

Vector retrieval has become a cornerstone technique in a wide range of applications, including search, recommendation, in-context learning, and multimodal matching. The ability to retrieve semantically relevant results using vector similarity has driven progress in tasks such as open domain QA [1, 2], dense passage retrieval [3, 4], and retrieval-augmented generation (RAG) [6, 8]. In addition to open-domain retrieval, vector-based methods have been successfully used in applications such as machine translation [40], language modeling [41, 42], and in-context learning with LLMs [43]. Early work relied on sparse retrieval techniques such as BM25 [44] for prompt selection [45], while more recent approaches employ dense encoders [46, 47] and contrastive retrievers [23, 24]. Efforts such as UPRISE [48] and PRAC [49] retrieve demonstrations directly from training corpora to optimize in-context performance. Beyond NLP, vector retrieval is also widely used in recommendation systems. Here, similarity ensures the accuracy of the recommendation, but excessive similarity can lead to filter bubbles and limit content exploration. Diversity-aware methods, including MMR [13], Gumbel-softmax sampling, and graph-based diversification [20, 21], have been developed to mitigate these issues and promote long-tail item exposure. In multimodal and cross-modal retrieval, such as image-text matching, maintaining diversity is equally important. Methods based on mutual information maximization and contrastive learning [48, 49] enhance retrieval robustness by reducing redundancy and encouraging semantic variety in modalities. Despite these advancements, most existing methods treat each candidate independently during retrieval, neglecting the interactions between selected items. This often results in limited coverage or redundant outputs, particularly in top- k retrieval tasks. MMR remains the most widely used and important algorithm for balancing relevance and diversity, but its reliance on a tunable trade-off parameter λ complicates deployment and introduces sensitivity problems [20].

In contrast, we adopt an approach fundamentally different from MMR and related algorithms. Instead of measuring relevance and diversity separately, we examine the similarity between the query vector and the sum vector formed by combining multiple candidate vectors, thereby capturing their joint semantics. At first glance, this may appear to be merely an additional similarity constraint in vector retrieval. However, from the perspective of vector space geometry, the similarity between the sum vector and the query vector implicitly introduces a diversity constraint: namely, the individual vectors contributing to the sum must approach the query vector from different directions. This approach effectively leverages the intrinsic properties of vector representations to simultaneously encode both similarity and diversity in retrieval.

C Proof of Proposition 1

The key idea of the VRSD problem is the use of the sum vector to simultaneously capture both similarity and diversity. This holds with the conclusion that the sum of two vectors necessarily lies between the two original vectors. We illustrate this in a two-dimensional space in Figure 1(c). This seems to be a geometric intuition. However, does the sum of two vectors still lie between the two vectors in an n -dimensional space? Moreover, does examining the similarity between the sum vector and the query vector impose both similarity and diversity constraints at the same time?

To address this, we provide an additional justification from both algebraic and algorithmic perspectives below.

C.1 Algebraic Perspective

Proposition 1 In a n -dimensional vector space, the sum of two vectors necessarily lies between the two original vectors. That is, let $u, v \in \mathbb{R}^n$, and $s = u + v$, so s must be between u and v .

Proof: The idea of proof is as follows.

In order to prove this proposition, we first prove that u , v , and s lie in the same hyperplane, and then prove that the angle between s and u is less than the angle between u and v , and the angle between s and v is also less than the angle between u and v , therefore, s must be between u and v .

Firstly, according to the principles of linear algebra, two linearly independent vectors u and v in a vector space span a two-dimensional subspace (or hyperplane), denoted $\text{span}\{u, v\} \subseteq \mathbb{R}^n$. Any linear combination of u and v necessarily lies within this subspace. Since $s = u + v$ is a specific linear combination of the two, it follows that $s \in \text{span}\{u, v\}$, which means that s , u , and v all lie in the same hyperplane.

Secondly, we will prove the following conclusion.

Given vector u , v , and $s = u + v$, let $\theta \in (0, \pi)$ be the angle between u and v , α be the angle between s and u , and β be the angle between s and v , then $\alpha < \theta$ and $\beta < \theta$.

Let $\|u\| = a$, $\|v\| = b$. Then

$$u \cdot v = \|u\|\|v\| \cos \theta = ab \cos \theta.$$

and:

$$\|s\| = \|u + v\| = \sqrt{a^2 + b^2 + 2ab \cos \theta}.$$

Now consider the angle α between s and u , using the cosine formula:

$$\begin{aligned} \cos \alpha &= \frac{s \cdot u}{\|s\| \cdot \|u\|} = \frac{(u + v) \cdot u}{\|s\| \cdot \|u\|} \\ &= \frac{a^2 + ab \cos \theta}{a \cdot \sqrt{a^2 + b^2 + 2ab \cos \theta}}. \end{aligned}$$

Simplify the equation:

$$\cos \alpha = \frac{a + b \cos \theta}{\sqrt{a^2 + b^2 + 2ab \cos \theta}}.$$

We now show that $\cos \alpha > \cos \theta$ for all $\theta \in (0, \pi)$, which implies $\alpha < \theta$, because cosine is strictly decreasing on $(0, \pi)$.

That is,

$$\cos \alpha = \frac{a + b \cos \theta}{\sqrt{a^2 + b^2 + 2ab \cos \theta}} > \cos \theta.$$

Multiply both sides by $\sqrt{a^2 + b^2 + 2ab \cos \theta}$ and simplify the inequality:

$$a + b \cos \theta > \cos \theta \cdot \sqrt{a^2 + b^2 + 2ab \cos \theta}.$$

Now we discuss two cases; one is $\theta \in (0, \pi/2]$, the other is $\theta \in (\pi/2, \pi)$.

(1) $\theta \in (0, \pi/2]$.

In this case, $0 \leq \cos \theta < 1$,

Squaring both sides (note: all terms are positive for $\theta \in (0, \pi/2]$):

$$(a + b \cos \theta)^2 > \cos^2 \theta (a^2 + b^2 + 2ab \cos \theta).$$

Expand both sides of the inequality:

$$\begin{aligned} & a^2 + 2ab \cos \theta + b^2 \cos^2 \theta \\ & > a^2 \cos^2 \theta + b^2 \cos^2 \theta + 2ab \cos \theta^3 \\ \Rightarrow & a^2 + 2ab \cos \theta > a^2 \cos^2 \theta + 2ab \cos \theta^3 \\ \Rightarrow & a^2 + 2ab \cos \theta - a^2 \cos^2 \theta - 2ab \cos \theta^3 > 0 \\ \Rightarrow & a^2(1 - \cos^2 \theta) + 2ab \cos \theta(1 - \cos \theta^2) > 0 \\ \Rightarrow & (a^2 + 2ab \cos \theta)(1 - \cos \theta^2) > 0 \end{aligned}$$

The last inequality above is obviously true because $a > 0$, $b > 0$, and $0 \leq \cos \theta < 1$. If we work backward from the last inequality, we can get $\cos \alpha > \cos \theta$.

(2) $\theta \in (\pi/2, \pi)$.

In this case, $-1 < \cos \theta < 0$, to prove

$$a + b \cos \theta > \cos \theta \cdot \sqrt{a^2 + b^2 + 2ab \cos \theta},$$

we further divide this case into two subcases.

(2.1) $a + b \cos \theta \geq 0$.

Because $\cos \theta \cdot \sqrt{a^2 + b^2 + 2ab \cos \theta} < 0$, we get

$$a + b \cos \theta > \cos \theta \cdot \sqrt{a^2 + b^2 + 2ab \cos \theta}.$$

(2.2) $a + b \cos \theta < 0$.

Consider the inequality

$$a + b \cos \theta > \cos \theta \cdot \sqrt{a^2 + b^2 + 2ab \cos \theta}.$$

Because both sides of the inequality are less than 0, squaring both sides will result in the inequality being reversed, that is:

$$\begin{aligned} (a + b \cos \theta)^2 & < \cos^2 \theta (a^2 + b^2 + 2ab \cos \theta) \\ \Rightarrow & a^2 + 2ab \cos \theta < a^2 \cos^2 \theta + 2ab \cos \theta^3 \\ \Rightarrow & a^2 + 2ab \cos \theta - a^2 \cos^2 \theta - 2ab \cos \theta^3 < 0 \\ \Rightarrow & a^2(1 - \cos^2 \theta) + 2ab \cos \theta(1 - \cos \theta^2) < 0 \\ \Rightarrow & (a^2 + 2ab \cos \theta)(1 - \cos \theta^2) < 0 \\ \Rightarrow & a(a + b \cos \theta + b \cos \theta)(1 - \cos \theta^2) < 0 \end{aligned}$$

In the above inequality, $a > 0$, $(1 - \cos \theta^2) > 0$, $a + b \cos \theta < 0$, $b \cos \theta < 0$, so $(a + b \cos \theta + b \cos \theta) < 0$. Therefore, the last inequality above is also true, and if we work backward, we can get $\cos \alpha > \cos \theta$.

Thus,

$$\cos \alpha > \cos \theta \Rightarrow \alpha < \theta.$$

By symmetry, the same result applies to the angle β between s and v , that is,

$$\cos \beta > \cos \theta \Rightarrow \beta < \theta.$$

In summary, u , v , and s lie in the same hyperplane, the angle between s and u is less than the angle between u and v , and the angle between s and v is also less than the angle between u and v , therefore, s must be between u and v . \square

C.2 Algorithmic Perspective:

Consider a query vector q and a set of candidate vectors d_0, d_1, \dots, d_n , sorted by their similarity to q . When the goal is to select a subset of vectors such that the sum vector is maximally similar to q , the algorithm first selects d_0 (since the sum of a single vector is itself). For the second selection, the next best candidate d_x is chosen such that the new sum $s = d_0 + d_x$ is as close as possible to q . Based on the **Proposition 1**, this sum vector s lies between d_0 and d_x , which implies that d_0 and d_x are positioned on either side of s , and hence d_0 and d_x are positioned on either side of q when optimized. This introduces an implicit diversity constraint, since selected vectors are encouraged to approach q from different directions.

Repeating this process means that each new vector is selected so that its addition pushes the sum vector closer to the query while maintaining angular spread, achieving a balance between similarity and diversity. Although our method superficially appears to only consider the similarity between the sum vector and the query, this selection mechanism inherently incorporates a diversity objective, which is also empirically validated in our experiments.

D Details on Baselines and Datasets

To ensure a rigorous evaluation, we benchmark VRSD against strong, industry-standard baselines and evaluate performance across diverse scientific question-answering datasets. This section details the theoretical formulation of the baselines, the implementation details, and the characteristics of the datasets used.

D.1 Baselines

We compare VRSD against two widely used methods that represent distinct paradigms (heuristic vs. probabilistic) in relevance-diversity trade-offs.

Maximal Marginal Relevance (MMR) MMR [13] serves as our primary heuristic baseline. It greedily selects items by explicitly penalizing the similarity between a candidate item and the set of already selected items. Mathematically, it trades off query relevance and novelty via a weighting parameter λ . Due to its effectiveness and simplicity, MMR has become a standard reranking heuristic in Information Retrieval (IR) and Retrieval-Augmented Generation (RAG) pipelines. It is implemented out-of-the-box in popular frameworks such as LangChain [18] and LlamaIndex [19], which facilitates faithful and reproducible comparisons in our experiments.

Determinantal Point Processes (k-DPP) Complementary to the greedy nature of MMR, Determinantal Point Processes (DPP) provide a probabilistic framework for modeling diversity. A DPP assigns a probability measure to subsets of a finite candidate pool, where the probability of selecting a subset is proportional to the determinant of its kernel matrix. Intuitively, a DPP assigns larger scores to subsets whose items are both individually high-quality (high relevance) and mutually different (low pairwise redundancy), effectively implementing a built-in notion of “repulsion” between items.

In our experiments, we utilize the fixed-size variant, **k-DPP** [27], which conditions the model to return exactly k items. This aligns with common top- k retrieval settings. To ensure scalability, we employ the **Fast-MAP-DPP** algorithm [28], which makes DPP inference practical at the reranking scale without sacrificing relevance [50–52]. k-DPP has been successfully applied to diversify recommendation lists, improve multi-document summarization, and perform supervised video summarization [53, 29, 54]. Given these properties, k-DPP serves as a robust probabilistic baseline.

D.2 Embedding Model

For the main experiments, we employ the `all-mpnet-base-v2` embedding model [30]. This is a robust, MPNet-based general-purpose encoder widely recognized as a strong baseline for dense retrieval and RAG systems [55]. It provides a stable semantic space for evaluating the geometric properties of the sum vector.

D.3 Dataset Descriptions

We utilize three publicly available datasets focusing on scientific and commonsense reasoning to evaluate the retrieval performance.

- **ARC-DA** [31]: The ARC-DA (AI2 Reasoning Challenge, Direct Answer) dataset is designed to evaluate question answering systems on science-related multiple-choice questions. It requires the retrieval system to identify precise scientific facts to support reasoning.
- **OpenBookQA** [32]: This dataset is constructed to test a system’s ability to combine scientific facts with common sense knowledge. It consists of elementary-level science questions that require multi-hop reasoning, making diversity in retrieval crucial for covering different aspects of the required knowledge.
- **SciQ** [33]: The SciQ dataset is a crowdsourced collection of multiple-choice science questions derived from real science curricula. It is intended to support the development and evaluation of educational QA systems, providing a testbed for retrieving academically relevant explanations.

E More Experimental Results

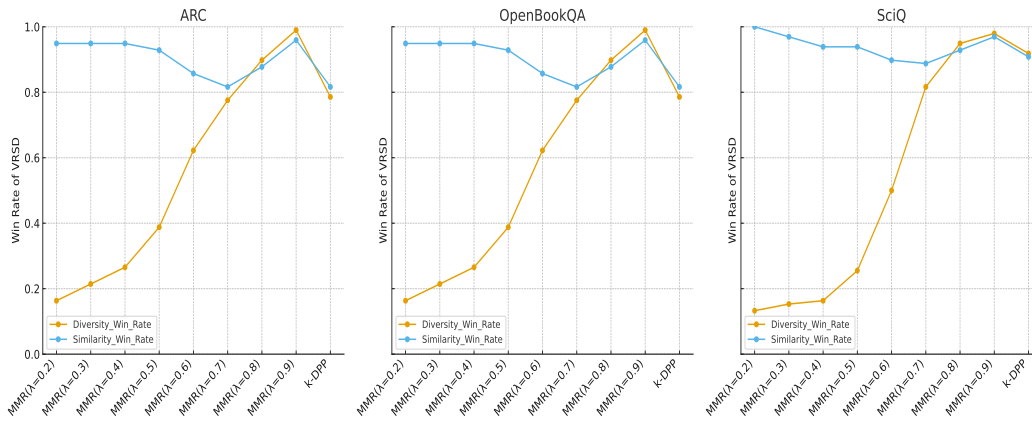
E.1 Experimental Objectives

Our experiments aim to address two primary objectives.

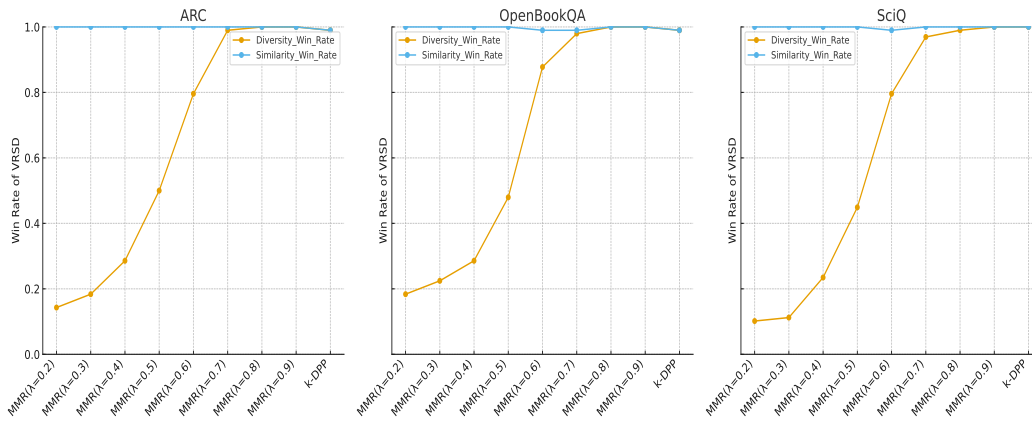
- In the formulation of the VRSD problem, we use the similarity between the sum vector and the query vector to capture both similarity and diversity constraints in vector retrieval. A key question, therefore, is whether this similarity measure - between the sum vector and the query vector - can effectively satisfy the requirements of both similarity and diversity in real-world retrieval tasks. This can be empirically tested by examining the performance of the VRSD algorithm in terms of similarity and diversity. Although the VRSD is a heuristic algorithm and does not guarantee an optimal solution to the VRSD problem, its objective is to maximize the similarity between the sum vector and the query vector, which should inherently satisfy the similarity requirement in retrieval. On the other hand, as previously discussed, the requirement to maximize this similarity implicitly encourages the constituent vectors of the sum vector to approach the query vector from diverse directions, thereby embedding a diversity constraint. Therefore, if the VRSD algorithm also exhibits strong performance in promoting diversity during retrieval, it would provide further evidence that using the similarity between the sum vector and the query vector is a reasonable and effective formulation for addressing both constraints in the VRSD problem.
- Conduct a thorough comparison between the VRSD algorithm and the MMR/k-DPP algorithm in terms of both similarity and diversity. Both VRSD and MMR/k-DPP are approaches that aim to balance similarity and diversity in vector retrieval. However, they adopt fundamentally different strategies. MMR performs this balance by adjustment of a parameter λ , which requires empirical tuning and lacks a principled way to determine its optimal value in advance. k-DPP provides a probabilistic way to favor diverse yet high-quality subsets from a finite candidate pool. In contrast, the VRSD algorithm achieves this balance by explicitly maximizing the similarity between the sum vector and the query vector, thus directly enforcing similarity constraints and implicitly introducing diversity constraints. This makes VRSD a more adaptive method that inherently balances the two objectives. Which of these two approaches is more effective?

To verify these two objectives, we designed both objective and subjective experiments. Objective experiments involve evaluating the results of VRSD and MMR/k-DPP using similarity metrics and diversity metrics. Subjective experiments simulate human evaluation using LLM to mimic ordinary users to score the retrieval results of both algorithms. Given the powerful "world knowledge" of modern LLM, this simulation-based subjective evaluation is reasonable and credible.

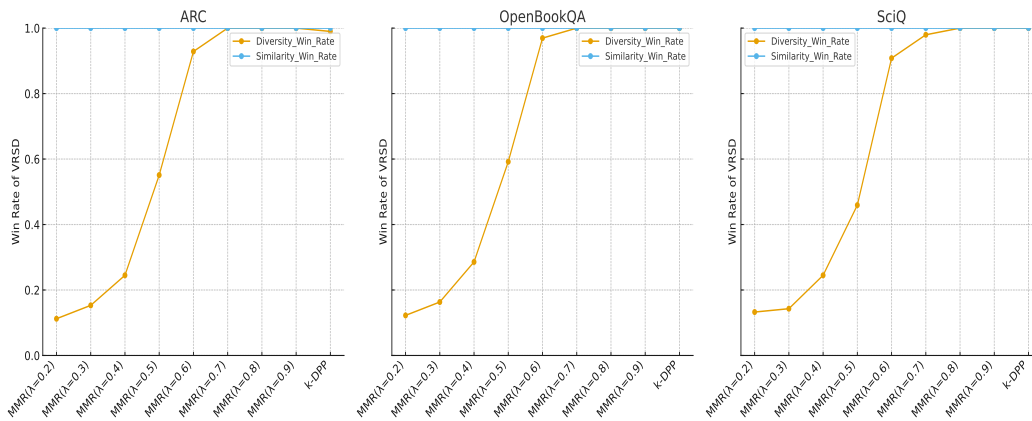
The following provides additional objective experimental results and further details of the subjective evaluation.



(a) k=6



(b) k=12



(c) k=18

Figure 3: Win Rate of VRSD vs MMR/k-DPP across Different Datasets (k=6,12,18).

Table 2: Prompt template used for LLM-based evaluation.

Field	Content / Template
System message	You are an evaluation expert. Please score strictly as '{role}'.
User prompt	You need to evaluate the following retrieval results from the perspective of '{role}', strictly following the instructions below. Query: {query} Retrieved Results: - {item_1} - {item_2} ... {eval_instruction} Please strictly output the result in the following JSON format (do not add extra explanations): {"role": "<role name>", "score": <integer score>, "comment": "<brief reason>"}
Evaluation instruction	The retrieval results are obtained from the database using similarity and diversity retrieval algorithms. Please comprehensively evaluate the similarity and diversity of these retrieval results with respect to the query, according to the similarity and diversity criteria. Give your evaluation as a score (1-100), and briefly explain the reason in one sentence. A higher score indicates better similarity and diversity with respect to the query; a lower score indicates worse.
Variables	{role}, {query}, {item_i}, {eval_instruction} are dynamically filled in each evaluation instance.

E.2 Additional Objective Experiments: Microscopic Comparison of VRSD and MMR/k-DPP

While Table 1 in the paper report average performance, we further analyze individual retrieval results. For each query result obtained by VRSD and MMR/k-DPP (with λ values ranging from 0.2 to 0.9), we calculate their similarity and diversity scores. Then, aggregate all retrieval results to calculate the percentage of cases in which VRSD outperforms MMR/k-DPP in terms of similarity, which is referred to as the similarity win rate of VRSD over MMR/k-DPP, and the percentage of cases in which VRSD outperforms MMR/k-DPP in terms of diversity, which is referred to as the diversity win rate of VRSD over MMR/k-DPP. That is,

$$\text{Similarity Win Rate} = \frac{\text{count} \left(\text{Similarity}_{\text{VRSD}} > \text{Similarity}_{\text{MMR/k-DPP}} \right)}{\text{Total number of queries}}. \quad (8)$$

$$\text{Diversity Win Rate} = \frac{\text{count} \left(\text{Diversity}_{\text{VRSD}} < \text{Diversity}_{\text{MMR/k-DPP}} \right)}{\text{Total number of queries}}. \quad (9)$$

Figure 3 in this Appendix illustrates VRSD’s win rate vs. MMR/k-DPP in terms of similarity and diversity. Figure 3(a) shows the situation when $k = 6$, Figure 3(b) for $k = 12$, and Figure 3(C) for $k = 18$. It can also be seen that VRSD maintains a consistent advantage in similarity, with similarity win rates often exceeding 80%, even close to 1. For diversity, MMR performs better when $\lambda < 0.5$, but VRSD gradually overtakes $\lambda > 0.5$ and continues to improve.

From Figure 3, it can also be seen that as k increases, the advantage of VRSD diversity over MMR/k-DPP becomes more pronounced.

E.3 Details of the Subjective Experiments

In detail, we employ GPT-4o [39] to simulate people from diverse professional backgrounds in scoring the retrieval results of VRSD and MMR. The detailed procedure is as follows.

To ensure consistency with previous experiments, we again use 20% of each data set as the retrieval query set and submit each query to both the VRSD and MMR algorithms. For each query, both algorithms retrieve k results. Unlike the objective evaluation, we retain the original textual content of the retrieved results rather than their vector representations.

We then present the query text and the k retrieved texts to GPT-4o, assigning it the persona of a specific professional. The GPT-4o is instructed to rate the retrieval results based on both similarity and diversity with respect to the query. A higher score indicates that the k results are both highly relevant and sufficiently diverse.

Table 2 is the prompt template used for the LLM-based evaluation.

E.3.1 Specification of Simulated Evaluator Roles

To ensure fairness, realism, and domain diversity in the simulated evaluation process, we constructed a panel of 100 professional roles guided by the following principles:

- **Comprehensive Coverage of Industry Domains:** The set of professionals spans many broad sectors, including healthcare, education, technology, finance, law, science and engineering, social services, agriculture, and others. This wide coverage reflects a realistic cross section of modern professional society.
- **Balanced Representation to Prevent Domain Dominance:** Each sector contributes only a limited number of roles to avoid over representation of commonly studied or high-profile professions such as “manager” or “engineer”. This promotes equitable distribution across diverse knowledge domains.
- **Diversity of Professional Functions:** The selected roles encompass a wide spectrum of occupations-from academic and analytical to hands-on and service-oriented-ensuring the inclusion of technical, managerial, and operational perspectives.
- **Neutrality with Respect to Demographic or Socioeconomic Bias:** The role selection avoids professions that may carry strong gender, geographic or hierarchical connotations, thus aiming at an impartial simulation of professional perspectives.

These design choices collectively contribute to a more representative and equitable simulated evaluation framework, mitigating potential biases, and improving the generalization of the results.

The following is the list of 100 simulated professional evaluators.

E.3.2 List of 100 Simulated Professional Evaluators

1. Education: High School History Teacher
2. Healthcare: Cardiologist
3. Law: Corporate Legal Advisor
4. Technology: AI Researcher
5. Finance: Bank Risk Manager
6. Journalism: Senior Reporter
7. Logistics: Warehouse Dispatcher
8. Manufacturing: Mechanical Engineer
9. Healthcare: Public Health Expert
10. Education: University Lecturer (Economics)
11. Agriculture: Farm Owner
12. IT: Frontend Developer
13. Retail: Supermarket Manager
14. Food Services: Head Chef
15. Public Services: Community Service Worker
16. Arts: Graphic Designer
17. Research: Physics Lab Researcher

18. Gaming: Game Designer
19. Film: Documentary Director
20. Law: Prosecutor
21. Sports: Athletic Trainer
22. Architecture: Interior Designer
23. Energy: Petroleum Engineer
24. Healthcare: Head Nurse
25. Technology: Data Scientist
26. Education: K12 Programming Teacher
27. Agriculture: Agricultural Supply Chain Analyst
28. Finance: Securities Analyst
29. Business: E-commerce Operations Specialist
30. Culture: Book Editor
31. Aviation: Aircraft Maintenance Technician
32. Healthcare: Pharmacist
33. Arts: Freelance Illustrator
34. Energy: Wind Farm Manager
35. IT: Systems Architect
36. Architecture: Structural Engineer
37. Media: Content Creator
38. Food Services: Barista
39. Technology: Autonomous Vehicle Developer
40. Education: Education Policy Researcher
41. Healthcare: Clinical Data Analyst
42. Finance: Financial Advisor
43. Research: Environmental Scientist
44. Public Affairs: Policy Advisor
45. Arts: Art Critic
46. Gaming: Game Tester
47. Manufacturing: Industrial Robot Operator
48. Journalism: Foreign Correspondent
49. Finance: Venture Capital Partner
50. Public Services: Urban Transportation Planner
51. Education: Special Education Teacher
52. Logistics: International Logistics Coordinator
53. IT: Cybersecurity Analyst
54. Research: Anthropology PhD Student
55. Healthcare: Nutritionist
56. Finance: Actuary
57. Education: Study Abroad Consultant
58. IT: Database Administrator
59. Food Services: Pastry Chef
60. Culture: Playwright
61. Manufacturing: Semiconductor Process Engineer
62. Agriculture: Agricultural Extension Officer
63. Arts: Contemporary Art Curator
64. Public Services: Sanitation Manager
65. Energy: Nuclear Plant Operator
66. Technology: Blockchain Developer
67. Gaming: Indie Game Developer
68. Architecture: BIM Modeler
69. Journalism: Tech Section Editor
70. Education: Online Course Developer
71. IT: DevOps Engineer
72. Finance: Cryptocurrency Trader
73. Healthcare: Genomics Specialist
74. Business: Brand Strategy Consultant
75. Law: Environmental Lawyer
76. Public Affairs: Policy Research Assistant

77. Agriculture: Smart Farming Engineer
78. Energy: Solar Power Engineer
79. Arts: Photographer
80. Education: College Admissions Director
81. Technology: Human-Computer Interaction Expert
82. Logistics: Express Delivery Manager
83. Food Services: F&B Marketing Specialist
84. Manufacturing: Aerospace Equipment Technician
85. Journalism: Investigative Journalist
86. Law: Family Dispute Mediator
87. IT: Technical Product Manager
88. Public Services: Fire Safety Evaluator
89. Arts: Music Producer
90. Healthcare: Rehabilitation Therapist
91. Business: Startup Founder
92. Finance: Credit Analyst
93. Education: Adult Vocational Trainer
94. Research: Neuroscientist
95. IT: Cloud Architect
96. Public Affairs: NGO Project Executive
97. Architecture: Sustainable Building Consultant
98. Gaming: Narrative Designer
99. Culture: Ancient Book Restorer
100. Public Safety: Online Public Opinion Analyst

F Ablation Study on Embedding Models

In contrast to MMR, VRSD does not require parameter tuning. However, because the choice of embedding model can influence vector retrieval, we conducted an ablation study across different embeddings. More specifically, beyond the previously employed all-mpnet-base-v2 embedding model [55, 30], we repeated the main experiments using two additional and distinct embedding models, namely bge-m3 [56, 57], and all-MiniLM-L6-v2 [58, 59]. Our question is whether VRSD consistently achieves a better relevance–diversity balance across different representation spaces (varying in dimensionality and training paradigm) and whether its advantage grows with the target set size k .

F.1 Embedding Models and Their Characteristics

all-mpnet-base-v2 (768 dims, English): a robust MPNet-based general-purpose encoder that serves as a strong baseline for retrieval/RAG systems. It ensures stable semantic consistency and produces relatively uniform embeddings, which makes it ideal for assessing methods in a mature English semantic space.

bge-m3 (1024 dims, multilingual, multi-functional): a BGE-family model trained with instruction-style signals. This model often produces clearer semantic clusters across languages and domains, enabling us to observe algorithmic behavior in a higher-dimensional, cluster-friendly space.

all-MiniLM-L6-v2 (384 dims, English, lightweight): a compact low-latency encoder with lower capacity/resolution. It is used to test algorithmic stability in a lower-dimensional (slightly noisier) embedding space.

F.2 Main Findings

The experimental setup and evaluation metrics are identical to those described in Section 4. Table 3 summarizes the results on ARC dataset for three encoders and multiple k 's, Figure 4 shows the win rate of VRSD versus MMR/ k -DPP when considering the balance between relevance and diversity. The following is what can be seen from Table 3 and Figure 4.

(1) Stable advantage of VRSD. Across all encoders and values of k , VRSD achieves higher similarity than strong baselines while achieving good diversity, producing a consistently better

relevance–diversity balance. For example, under all-mpnet-base-v2 and all-MiniLM-L6-v2, VRSD simultaneously improves Sim. Mean (larger is better) and reduces Div. Mean (smaller is better) among the selected items.

(2) Performance differences between MMR and k -DPP across embedding models. With all-mpnet-base-v2 and all-MiniLM-L6-v2, MMR (at its near-optimal λ) tends to slightly outperform k -DPP; with bge-m3, k -DPP is relatively stronger. This likely reflects bge-m3’s clearer cluster structure and higher dimensionality, where k -DPP’s repulsion can more effectively avoid intra-cluster duplication.

(3) VRSD gains grow with larger k . When k increases from 6 to 18, VRSD’s improvements over MMR/ k -DPP become more pronounced in both higher Similarity and lower Diversity. As the value of k gets larger and the global layout matters more, VRSD better controls redundancy while maintaining strong query relevance.

F.3 Analysis and Discussion

Why is VRSD more stable? MMR linearly trades off “pull-to-query” and “repel-among-results” via λ ; k -DPP encourages diversity via a determinant-based repulsion that can, in some spaces, push items outward and sacrifice query relevance. Both essentially *separate* relevance and repulsion. In contrast, VRSD centers on *complementarity*: it selects items that simultaneously contribute to the query’s semantics and add non-redundant information to the current set. This unified criterion adapts better across embedding geometries and, crucially, scales with k : as k grows, complementarity keeps bringing in new facets instead of repeating existing ones, improving both relevance and diversity.

Conclusion. VRSD exhibits more stable and robust relevance–diversity trade-offs across three substantially different embedding models and multiple k values, with its advantage amplifying as k increases. This supports our thesis that *complementarity* (based on the sum vector), as a unified constraint, adapts better across vector spaces than strategies that separately optimize relevance and repulsion (MMR/ k -DPP).

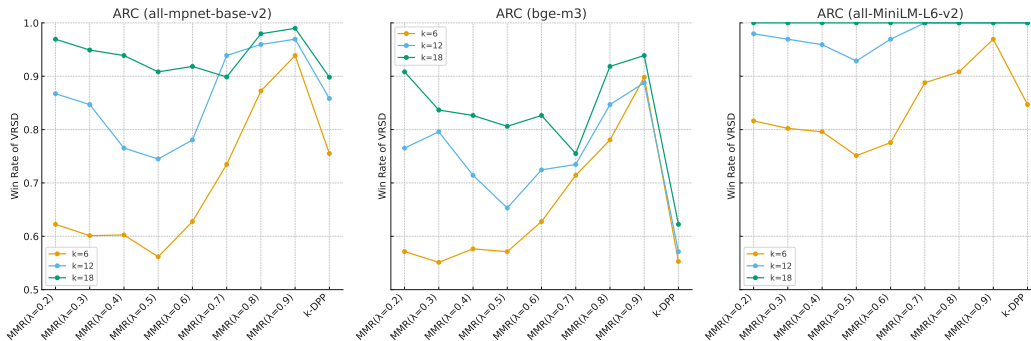


Figure 4: The winning rate of VRSD algorithm against MMR/ k -DPP algorithms in simulated human evaluations on ARC dataset using different embedding models.

Table 3: Similarity and Diversity scores of different algorithms on ARC, using three different embedding models.

k	Algorithms	ARC(all-mpnet-base-v2)		ARC(bge-m3)		ARC(all-MiniLM-L6-v2)	
		Sim. Mean	Div. Mean	Sim. Mean	Div. Mean	Sim. Mean	Div. Mean
6	MMR($\lambda=0.2$)	0.6797	0.2766	0.7404	0.4676	0.6659	0.2685
	MMR($\lambda=0.3$)	0.6859	0.2789	0.7427	0.4688	0.6695	0.2720
	MMR($\lambda=0.4$)	0.6913	0.2844	0.7462	0.4719	0.6748	0.2813
	MMR($\lambda=0.5$)	0.6987	0.2988	0.7504	0.4773	0.6840	0.2919
	MMR($\lambda=0.6$)	0.7047	0.3178	0.7542	0.4912	0.6922	0.3106
	MMR($\lambda=0.7$)	0.7065	0.3396	0.7558	0.5050	0.6937	0.3323
	MMR($\lambda=0.8$)	0.7022	0.3631	0.7536	0.5216	0.6893	0.3583
	MMR($\lambda=0.9$)	0.6928	0.3914	0.7470	0.5438	0.6776	0.3941
	k-DPP	0.7081	0.3382	0.7585	0.4838	0.6932	0.3386
VRSD	0.7161	0.3109	0.7614	0.4878	0.7052	0.2976	
12	MMR($\lambda=0.2$)	0.6780	0.2399	0.7428	0.4518	0.6647	0.2348
	MMR($\lambda=0.3$)	0.6869	0.2442	0.7458	0.4533	0.6710	0.2384
	MMR($\lambda=0.4$)	0.6981	0.2535	0.7505	0.4569	0.6797	0.2448
	MMR($\lambda=0.5$)	0.7073	0.2661	0.7548	0.4642	0.6935	0.2580
	MMR($\lambda=0.6$)	0.7147	0.2857	0.7589	0.4753	0.7005	0.2805
	MMR($\lambda=0.7$)	0.7143	0.3122	0.7609	0.4881	0.7000	0.3057
	MMR($\lambda=0.8$)	0.7100	0.3323	0.7579	0.5058	0.6936	0.3312
	MMR($\lambda=0.9$)	0.7022	0.3506	0.7536	0.5191	0.6841	0.3523
	k-DPP	0.7155	0.3136	0.7634	0.4668	0.7003	0.3061
VRSD	0.7332	0.2695	0.7682	0.4638	0.7203	0.2607	
18	MMR($\lambda=0.2$)	0.6712	0.2213	0.7381	0.4411	0.6572	0.2139
	MMR($\lambda=0.3$)	0.6789	0.2253	0.7418	0.4433	0.6662	0.2164
	MMR($\lambda=0.4$)	0.6918	0.2332	0.7467	0.4481	0.6747	0.2248
	MMR($\lambda=0.5$)	0.7039	0.2475	0.7522	0.4547	0.6901	0.2378
	MMR($\lambda=0.6$)	0.7117	0.2674	0.7567	0.4635	0.6983	0.2584
	MMR($\lambda=0.7$)	0.7105	0.2900	0.7576	0.4776	0.6975	0.2826
	MMR($\lambda=0.8$)	0.7035	0.3143	0.7552	0.4928	0.6911	0.3055
	MMR($\lambda=0.9$)	0.6944	0.3326	0.7506	0.5062	0.6800	0.3269
	k-DPP	0.7112	0.2933	0.7605	0.4568	0.6969	0.2864
VRSD	0.7344	0.2454	0.7666	0.4574	0.7223	0.2358	