

USING SYNTHETIC DATA TO REGULARIZE MAXIMUM LIKELIHOOD ESTIMATION

BY WEIHAO LI^{1,a} AND DONGMING HUANG^{2,b}

¹*Department of Statistics & Data Science, National University of Singapore, weihaoli@nus.edu.sg*

²*Department of Statistics & Data Science, National University of Singapore, stahd@nus.edu.sg*

To overcome challenges in fitting complex models with small samples, catalytic priors have recently been proposed to stabilize the inference by supplementing observed data with synthetic data generated from simpler models. Based on a catalytic prior, the Maximum A Posteriori (MAP) estimator is a regularized estimator that maximizes the weighted likelihood of the combined data. This estimator is straightforward to compute, and its numerical performance is superior or comparable to other likelihood-based estimators. In this paper, we study several theoretical aspects regarding the MAP estimator in generalized linear models, with a particular focus on logistic regression. We first prove that under mild conditions, the MAP estimator exists and is stable against the randomness in synthetic data. We then establish the consistency of the MAP estimator when the dimension of covariates diverges slower than the sample size. Furthermore, we utilize the convex Gaussian min-max theorem to characterize the asymptotic behavior of the MAP estimator as the dimension grows linearly with the sample size. These theoretical results clarify the role of the tuning parameters in a catalytic prior, and provide insights in practical applications. We provide numerical studies to confirm the effective approximation of our asymptotic theory in finite samples and to illustrate adjusting inference based on the theory.

1. Introduction. In statistical modeling, using auxiliary samples—such as pseudo data, historical data, data from related studies, or synthetic data—can often significantly improve the inference. Traditional Bayesian perspective interprets conjugate priors¹ for exponential families as supplements to the observed data with some “prior data” (Birnbaum, 1962; Pratt, Raiffa and Schlaifer, 1964; Dempster, 1968). In modern scientific research, there often exist massive datasets different but related to the data to be analyzed, and one of the important goals is to leverage these datasets for improved predictions and inferences. For example, Chen, Ibrahim and Shao (2000) proposed the *power prior* distributions for Bayesian models to incorporate historical data, and Li, Cai and Li (2022) investigated the integration of gene expression datasets measured in different issues to understand the gene regulations for a specific tissue.

Recently, Huang et al. (2020) considered using synthetic data generated from a fitted simpler model to construct the *catalytic prior* for a model that is challenging to stably fit due to the limited sample size. The class of catalytic priors has broad applicability and offers straightforward interpretation via synthetic data. When using a catalytic prior, the resulting posterior distribution can be easily formulated and computing the Maximum A Posteriori (MAP) estimate is as simple as computing a maximum weighted likelihood estimate based on the observed data and the ancillary data. This class of priors has been applied to generalized linear models (GLMs) and Cox proportional hazard models (Huang et al., 2020; Li and Huang, 2023), and empirical results based on simulation studies and applications to

Keywords and phrases: synthetic data, logistic regression, exact asymptotics, regularization.

¹Throughout the paper, we use the compact word “priors” in place of the term “prior distributions”.

real-world datasets suggest that the estimation accuracy and predictive performance of the resulting inference are superior or comparable to those of traditional priors (Huang et al., 2022).

Despite the aforementioned empirical exploration of the catalytic prior method, there is little theoretical investigation, especially regarding the frequentist properties of the resulting inference. This paper aims to bridge this gap through a comprehensive theoretical analysis of the resulting estimations derived from these priors. We first develop several theoretical results for logistic regression, a special GLM for binary regression, and we then extend these results to some other GLMs.

1.1. *MAP estimation under catalytic prior.* For a parametric model with parameter θ , suppose the likelihood function is $L(\theta; \mathcal{D})$ where \mathcal{D} denotes the observed dataset. The catalytic prior is based on a synthetic dataset \mathcal{D}^* and is formulated as a weighted likelihood based on \mathcal{D}^* , i.e., $\pi(\theta) = L(\theta; \mathcal{D}^*)^{\frac{\tau}{M}}$ where τ is a positive tuning parameter that for down-weighting the impact of synthetic data and M is the size of \mathcal{D}^* . The idea of catalytic priors is based on the *data-centric perspective*, which emphasizes that data are real while models are human constructs for analyzing data. The Maximum A Posteriori (MAP) estimator (i.e. the mode of this posterior density) derived from the catalytic prior can be expressed as

$$(1) \quad \hat{\theta} = \arg \max_{\theta} [L(\theta; \mathcal{D})L(\theta; \mathcal{D}^*)^{\frac{\tau}{M}}].$$

This estimator is a regularized maximum likelihood estimator whose regularization is formulated using the likelihood based on the synthetic dataset. Compared to other regularization such as L_q -norm, an advantage of this regularization via synthetic data is its invariance to the affine group of the parameter space.

Consider logistic regression models for example. Let $\{(Y_i, \mathbf{X}_i)\}_{i=1}^n$ be n independent pairs of observed data, where $Y_i \in \{0, 1\}$ is a response and \mathbf{X}_i is a p -dimensional covariate vector. The conditional distribution of $Y_i | \mathbf{X}_i$ is specified as $\mathbb{P}[Y_i = 1 | \mathbf{X}_i] = [1 + \exp(-\mathbf{X}_i^T \beta_0)]^{-1}$, where β_0 is the vector of true regression coefficients. The likelihood function given the observed data is $L(\beta) = \exp(\sum_{i=1}^n [Y_i \mathbf{X}_i^T \beta - \rho(\mathbf{X}_i^T \beta)])$, where $\rho(t) = \log(1 + e^t)$ is the log-partition function.

The catalytic prior is formulated as a weighted likelihood function evaluated on synthetic data. Given a synthetic dataset of size M , denoted by $\{(Y_i^*, \mathbf{X}_i^*)\}_{i=1}^M$, the catalytic prior on the logistic regression coefficients is defined as

$$(2) \quad \pi_{cat, M}(\beta | \tau) \propto \exp \left\{ \frac{\tau}{M} \sum_{i=1}^M [Y_i^* \mathbf{X}_i^{*\top} \beta - \rho(\mathbf{X}_i^{*\top} \beta)] \right\},$$

where τ is a positive tuning parameter for down-weighting the impact of synthetic data. Various generation schemes for synthetic datasets can be found in Huang et al. (2020). One simple example is to generate synthetic covariates by independently resampling each coordinate of the observed covariates, and then generate synthetic responses from a symmetric Bernoulli distribution. We can also consider generating responses based on models estimated from related studies. For instance, when analyzing data from one hospital, synthetic data can be generated using parameters estimated from similar datasets collected in nearby hospitals that have withheld their original data due to privacy concerns.

Under the above catalytic prior, the posterior density of β is proportional to

$$\exp \left\{ \sum_{i=1}^n [Y_i \mathbf{X}_i^T \beta - \rho(\mathbf{X}_i^T \beta)] + \frac{\tau}{M} \sum_{i=1}^M [Y_i^* \mathbf{X}_i^{*\top} \beta - \rho(\mathbf{X}_i^{*\top} \beta)] \right\}.$$

The MAP estimator is defined as the mode of this posterior density, which can be expressed as the following M-estimator:

$$(3) \quad \hat{\beta}_M = \arg \max_{\beta \in \mathbb{R}^p} \left\{ \sum_{i=1}^n [Y_i \mathbf{X}_i^\top \beta - \rho(\mathbf{X}_i^\top \beta)] + \frac{\tau}{M} \sum_{i=1}^M [Y_i^* \mathbf{X}_i^{*\top} \beta - \rho(\mathbf{X}_i^{*\top} \beta)] \right\}.$$

This estimator is the focus of our paper and will be referred to as “the MAP estimator” for short whenever there is no confusion. Numerically, it can be computed as a maximum likelihood estimator with existing software by supplementing the observed data with weighted synthetic data. Empirical studies demonstrated that the MAP estimator provides superior estimations and predictions compared to the standard maximum likelihood estimator (MLE), particularly when the dimension p of β is large relative to the observed sample size n .

Since we have full control over the generation of synthetic data, we can consider the limiting case with M diverging to ∞ . This leads to the definition of the *population catalytic prior* that replaces the average in (2) with an expectation. Consequently, the resulting MAP estimator $\hat{\beta}_\infty$ is given by

$$(4) \quad \hat{\beta}_\infty = \arg \max_{\beta \in \mathbb{R}^p} \left\{ \sum_{i=1}^n [Y_i \mathbf{X}_i^\top \beta - \rho(\mathbf{X}_i^\top \beta)] + \tau \mathbb{E} [Y^* \mathbf{X}^{*\top} \beta - \rho(\mathbf{X}^{*\top} \beta)] \right\},$$

where the expectation is taken over the synthetic data-generating distribution. This estimator is mainly of theoretical interest rather than practical usage, as we never have access to infinitely many synthetic data. [Huang et al. \(2020\)](#) has established upper bounds on some distributional distances between a catalytic prior and its population counterpart, which decrease fast when the synthetic sample size M increases. It is also intuitively clear that $\hat{\beta}_M$ converges to $\hat{\beta}_\infty$ as $M \rightarrow \infty$, but a theoretical justification is missing. The development of such a theoretical result can provide insights into how the stability of $\hat{\beta}_M$ can be controlled by M . This is important for deciding the value of M in practice, as practitioners often want the resulting inference to be stable against the randomness of the synthetic data.

Although the MAP estimator $\hat{\beta}_M$ exhibits superior finite-sample performance, large sample properties remain unexplored. Intuitively, the superior performance is achieved because the MAP estimator undergoes a regularization induced by the likelihood based on the synthetic data and the tuning parameter τ can be chosen to optimize the bias-variance tradeoff. [Huang et al. \(2020\)](#) recommended to choose τ proportional to the dimension p based on a heuristic argument about the Hessian matrix of the log posterior density, but there is no rigorous theoretical justification for this choice.

To be more concrete, we want to answer the following questions: 1. How stable is the MAP estimator against the randomness of the synthetic data? 2. Is the MAP estimator consistent even though it relies on synthetic data that are artificially generated? 3. When the dimension p of covariates diverges along with the sample size n , does the MAP estimator behave preferably? 4. What is the asymptotic behavior of the MAP estimator and what are the effects of the tuning parameters τ and M ? In this work, we develop the theoretical results for answering these questions regarding the properties of the MAP estimator.

1.2. Our contribution. In this paper, we investigate the theoretical properties of the MAP estimator resulting from the catalytic prior and provide several related applications using our theories. We begin with the logistic regression model and then discuss the extension to some other GLMs. In our analysis, the dimension p of covariates is allowed to grow along with the sample size n .

Our theoretical contributions are summarized as follows:

1. We show the MAP estimator exists and is unique, even when the dimension p is larger than the sample size n , under verifiable conditions. Furthermore, the squared difference between $\widehat{\beta}_M$ and $\widehat{\beta}_\infty$ can be bounded by C/M , where C depends on the eigenvalues of the Hessian matrix of the negative log-likelihood function and M is the synthetic sample size. This result establishes a guarantee of the stability of the MAP estimator w.r.t. the random synthetic data.
2. When p is allowed to diverge along with n and the ratio p/n converges to zero, we show the MAP is consistent and $\|\widehat{\beta}_M - \beta_0\|_2^2 = O_p(p/n)$ provided that the tuning parameter satisfies $\tau = O(p)$. This result clarifies that when compared with the MLE, using artificially generated synthetic data does not impede the large sample performance of the MAP estimator while it improves the stability significantly in small samples.
3. When p is allowed to grow as fast as or even faster than n , we prove that $\|\widehat{\beta}_M\|_2 = O_p(1)$ and the estimation error $\|\widehat{\beta}_M - \beta_0\|_2$ is of constant order provided that $\tau \propto p$. This result together with the last property on consistency establishes the minimax rate optimality of the MAP estimator for any diverging p and n . Note that this optimality is not achieved by the MLE, which may not exist or may not be bounded when p is as large as n .
4. When p/n converges to a positive constant, we establish a precise theoretical characterization of the performance of the MAP estimator, which provides exact limits of the performance rather than just upper bounds on the errors. With *non-informative synthetic data*, we demonstrate that

$$\widehat{\beta}_M \approx \alpha_* \beta_0 + p^{-1/2} \sigma_* \mathbf{Z},$$

where \mathbf{Z} is a standard normal vector, and (α_*, σ_*) are determined by $\|\beta_0\|$ and the ratios of (p, M, τ) over n . This characterization enhances our understanding of the impacts of these parameters on the MAP estimation. Our analyses also consider the case where the synthetic data may contain information about the true regression coefficients. This case connects the catalytic prior with the power prior (Chen, Ibrahim and Shao, 2000), where some *informative auxiliary data* (for example, data from different but similar studies) are used in place of the synthetic data in the formulation; we defer the discussion to Section 1.3. Our results clarify the role of the similarity between the informative auxiliary data and the observed data in the MAP estimation.

Our precise characterization is based on a novel application of the Convex Gaussian Minimax Theorem (CGMT) (Thrapoulidis, Oymak and Hassibi, 2014). This technique allows us to characterize the asymptotic behavior of the MAP estimator in terms of the optimal solutions to a convex-concave problem with a few scalar variables. Although CGMT has been applied to study the behavior of regularized M-estimators with separable regularization² in the literature (see Section 1.3), there are significant technical challenges in the application of CGMT in the analysis of the MAP estimator under catalytic priors. Specifically, the regularization in (3) is not separable and the existing technique fails to apply. Furthermore, the analysis involves the projection of the MAP estimator onto the two-dimensional space spanned by the true regression coefficients and the coefficients for the synthetic data generation, rather than a rank-one projection as in other existing works. From a technical perspective, this paper contributes to the literature with a novel application of CGMT to regularized M-estimators with non-separable regularization, and our proving strategy may shed light on future studies on related problems.

²A regularization function $h(\mathbf{b})$ is said to be separable if $h(\mathbf{b}) = \sum_{j=1}^p h(b_j)$ for some convex function $h(\cdot)$. E.g.: $h(\mathbf{b}) = \|\mathbf{b}\|_1 = \sum_i |b_i|$ and $h(\mathbf{b}) = \|\mathbf{b}\|_2^2 = \sum_i b_i^2$ are separable regularization functions.

Apart from the theoretical contributions, we have proposed estimation methods for the signal strength parameter and the similarity parameter that appear in our precise characterization. In numerical studies, we illustrate how statistical inference can be adjusted based on our theory.

1.3. *Related literature.* The standard estimation for logistic regression is the Maximum Likelihood Estimation (MLE), whose feasibility depends on the geometry presented in the data. [Albert and Anderson \(1984\)](#) proved that MLE does not exist when the observed data are separable, i.e. there is a vector $\beta \in \mathbb{R}^p$ such that $(2Y_i - 1)\mathbf{X}_i^\top \beta \geq 0$ for every i , and several studies considered using linear programming to identify separation ([Albert and Anderson, 1984](#); [Silvapulle and Burridge, 1986](#); [Konis, 2007](#)). Recently, [Candès and Sur \(2020\)](#) applied conic integral geometry theory to reveal that the existence of MLE undergoes a sharp phase transition when the dimension scales with sample size, and [Sur and Candès \(2019\)](#) provided explicit expressions for the asymptotic bias and variance of the MLE, showing that even when the MLE exists, it may be biased upward and have larger variability than classically estimated. The class of catalytic priors provides a remedy to these issues with the likelihood-based inference ([Huang et al., 2020](#)). However, the existence and stability of MAP estimations utilizing catalytic priors in logistic regression remain unexplored.

The current paper fills in the aforementioned gap and extends to study the consistency and asymptotic behavior of the MAP estimation. In the classical setting, the consistency and asymptotic behavior of MLE are thoroughly examined in fixed dimensional settings (p is fixed) and in low-dimensional settings (p grows along with n at a slower order) in several foundational studies ([Fahrmeir and Kaufmann, 1985](#); [Portnoy, 1984, 1988](#); [He and Shao, 2000](#)). However, in the linear asymptotic regime where p and n are of the same scale, the classical consistency theory of MLE is not valid. This gap has spurred researchers to develop new theoretical frameworks for understanding the asymptotic nature of MLE and other regularized estimators. These frameworks, which offer precise characterizations of the limiting distributions of estimators, have been successfully employed in both linear models ([Bayati and Montanari, 2011](#); [El Karoui et al., 2013](#); [Thrapoulidis, Oymak and Hassibi, 2015](#); [El Karoui, 2018](#)) and binary regression models ([Sur and Candès, 2019](#); [Salehi, Abbasi and Hassibi, 2019](#); [Taheri, Pedarsani and Thrapoulidis, 2020](#); [Deng, Kammoun and Thrapoulidis, 2022](#)). The main technical tools for the development of these frameworks include approximate message passing ([Donoho, Maleki and Montanari, 2009](#); [Bayati and Montanari, 2011](#)), Convex Gaussian Min-Max Theorem (CGMT) ([Thrapoulidis, Oymak and Hassibi, 2015](#); [Thrapoulidis, Abbasi and Hassibi, 2018](#)), and the leave-one-out analysis ([El Karoui et al., 2013](#); [El Karoui, 2018](#)). Specifically, the precise characterization of the MAP estimator developed in the current paper is based on CGMT. Although CGMT is a powerful tool for reducing the analysis of a min-max optimization to a much simpler optimization with the same optimum, the analysis of the reduced optimization problem is problem-specific and often challenging. To take into account the use of synthetic data in the MAP estimation, novel probabilistic analyses have to be developed.

Our theoretical analyses of the MAP estimation using catalytic prior are also related to prior elicitation and transfer learning. In Bayesian analysis, [Ibrahim and Chen \(2000\)](#) proposed the class of power priors for incorporating information from historical data or data from previous similar studies, and [Chen, Ibrahim and Shao \(2000\)](#); [Ibrahim, Chen and Sinha \(2003\)](#) studied some of the theoretical properties of these priors. More generally, it is often of great interest to improve the estimation or prediction of a “target model” by borrowing information from auxiliary samples that are generated using a different but possibly related “source model.” This is the goal of transfer learning ([Torrey and Shavlik, 2010](#)), which is possible when lots of auxiliary samples are available and the difference between the target

model and the source model is sufficiently small. Many methods for transfer learning have been investigated recently from the statistical perspectives; see for example [Bastani \(2021\)](#); [Reeve, Cannings and Samworth \(2021\)](#); [Li, Cai and Li \(2022, 2023\)](#); [Tian and Feng \(2023\)](#); [Li et al. \(2023\)](#); [Zhang and Li \(2023\)](#). The MAP estimation using a power prior can be considered as a transfer learning method, and its theoretical properties have not been explored in the literature. Since this estimation uses the same expression as in (1) with \mathcal{D}^* being an auxiliary dataset, the results in the current paper also apply to this estimation.

Finally, we point out that there is a vast literature on regularization methods in statistics. For a selective overview of common regularization, see [Bickel et al. \(2006\)](#) and the accompanying discussion papers. In high-dimensional problems, structured regularization is often employed to achieve statistical and computational efficiency; see the survey [Wainwright \(2014\)](#) for an overview of these developments. Such a classical regularization method usually involves a prechosen penalty function of the model parameter values, while the regularization considered in this paper is based on the idea of supplementing the actual observed data with generated synthetic data or informative auxiliary data. Despite this difference, both methods can improve estimation and prediction by trading off bias and variance. Classical regularization methods are often useful in utilizing structured assumptions such as sparsity, and there is a connection between many regularization methods and the MAP estimator; see [Huang et al. \(2022, Section 4\)](#) for more details. We emphasize that regularization via synthetic data is not a replacement but an interesting supplement to classical regularization methods, and the purpose of this work is not to compare these methods but to provide a theoretical foundation for regularization via synthetic data that has not been fully studied.

1.4. Organization and Notation. The remainder of this paper is organized as follows: In Section 2, we establish the existence of the MAP estimator (i.e. $\hat{\beta}_M$ defined in (3)) and investigate its stability against the random synthetic data. Section 3 proves the consistency of the MAP estimator when the ratio of the dimension p over the sample size n converges to 0. Section 4 focuses on the theoretical properties of the MAP estimator as p/n converges to a positive constant. Importantly, we establish a precise characterization of the asymptotic behavior of the MAP estimator using non-informative synthetic data and informative auxiliary data in Section 4.2 and Section 4.3 respectively. Section 5 studies the estimation of the parameters that determine the aforementioned asymptotic behaviors and provides some numerical studies on the application of our theories. These sections focus on logistic regression models, and Section 6 extends the developed theoretical framework to other generalized linear models. We discuss some related problems and future directions in Section 7. All proofs are provided in the appendix.

Throughout the paper, for a vector $\mathbf{v} \in \mathbb{R}^p$, we write $\|\mathbf{v}\|_q$ with $q \geq 1$ for the standard ℓ_q norm of \mathbf{v} , i.e., $\|\mathbf{v}\|_q = (\sum_i |v_i|^q)^{1/q}$. For a positive definite matrix A , we use $\lambda_{\min}(A)$ and $\lambda_{\max}(A)$ to denote its minimum and maximum eigenvalues, respectively. For a general real matrix B , we use $\|B\|_{\text{op}}$ to denote its operator norm. For a positive integer n , we use $[n]$ as a shorthand for the set $\{1, 2, \dots, n\}$. For a statement \mathcal{E} , we use $\mathbf{1}\{\mathcal{E}\}$ to denote the indicator function that is equal to 1 if the statement \mathcal{E} holds and is equal to 0 otherwise. The function $\rho(t) = \log(1 + \exp(t))$ is the log-partition function of the Bernoulli distribution. $Y \sim \text{Bern}(\theta)$ means that the random variable Y follows the Bernoulli distribution with success probability θ . For any real number x , χ_x denotes the point mass at x . The symbols \rightsquigarrow and $\xrightarrow{\mathbb{P}}$ denote weak convergence and convergence in probability, respectively.

2. Existence and Stability of MAP. In this section, we focus on finite-sample properties of the MAP, namely, the existence and the stability. To ease the notation, the first coordinate of a covariate vector is set to be 1 so that the first coordinate of β corresponds to the intercept

(constant) term in the regression model. We first introduce a condition on the synthetic data generation.

CONDITION 1. The synthetic data are i.i.d. copies of (\mathbf{X}^*, Y^*) such that the followings hold:

- The synthetic covariate vector $\mathbf{X}^* = (X_1^*, X_2^*, \dots, X_p^*)$ satisfies (1) $X_1^* \equiv 1$; (2) $\mathbb{E}X_j^* = 0$, $\text{Var}(X_j^*) = 1$, and $|X_j^*| \leq B_1$, a.s., for $j = 2, \dots, p$; (3) X_2^*, \dots, X_p^* are independent.
- For the synthetic response Y^* , there is some $q \in (0, 1)$ such that $q \leq \mathbb{P}(Y^* = 1 | \mathbf{X}^*) \leq 1 - q$.

Condition 1 is mild. The first two requirements on \mathbf{X}^* require the coordinates to be standardized and bounded, and the last one requires the coordinates to be independent. These requirements will be satisfied if the coordinates of \mathbf{X}^* are resampled independently from the coordinates of observed covariate data (and historical data if available). The requirement on Y^* is also mild. In particular, if we generate synthetic responses independently from a non-informative Bernoulli distribution with a success probability of 0.5, the condition is satisfied with $q = 0.5$. Generally, if the synthetic responses are generated from a fitted simpler model, the condition will often be satisfied. For example, if $\mathbb{P}(Y^* = 1 | \mathbf{X}^*) = [1 + \exp(\mathbf{X}^{*\top} \boldsymbol{\beta}_s)]^{-1}$, where the coefficient $\boldsymbol{\beta}_s$ satisfied $\|\boldsymbol{\beta}_s\|_1 \leq C$, then the requirement on the synthetic covariate implies that $|\mathbf{X}^{*\top} \boldsymbol{\beta}_s| \leq CB_1$ and thus the conditional probability $\mathbb{P}(Y^* = 1 | \mathbf{X}^*)$ is uniformly bounded away from zero and one.

2.1. *Existence of the MAP Estimate.* In high-dimensional logistic regression, the MLE will often be infinite (Candès and Sur, 2020), especially when $p/n > 1/2$. In contrast, the MAP estimate of the catalytic prior exists under some mild conditions, as will be shown in this section.

A dataset $\{(\mathbf{X}_i, Y_i)\}_{i=1}^n$ is said to be separable if and only if there exists a hyperplane in the covariate space that separates the covariate vectors \mathbf{X}_i with $Y_i = 0$ and those with $Y_i = 1$. It is well-known that the MLE does not exist if the observed data are separable (Albert and Anderson, 1984). In this case, there exists some $\bar{\boldsymbol{\beta}} \in \mathbb{R}^p$ s.t. $(2Y_i - 1)\mathbf{X}_i^\top \bar{\boldsymbol{\beta}} \geq 0$ for all i , and the likelihood at $\boldsymbol{\beta}$ can be continuously increased to 1 if we choose $\boldsymbol{\beta} = c\bar{\boldsymbol{\beta}}$ with c being a positive constant increasing to infinity. On the other hand, the MAP estimation resulting from the catalytic prior takes into account the synthetic data and behaves much better. When the synthetic data are not separable, the MAP estimate is finite because for any $\bar{\boldsymbol{\beta}} \in \mathbb{R}^p$, the likelihood at $c\bar{\boldsymbol{\beta}}$ is not increasing in c . Additionally, the strong concavity of the log posterior density guarantees the uniqueness of the MAP estimate. This observation leads to the following result.

THEOREM 2.1. *If the synthetic data $\{(\mathbf{X}_i^*, Y_i^*)\}_{i=1}^M$ are not separable and the synthetic covariate matrix has full column rank, then MAP estimate in (3) exists and is unique.*

Theorem 2.1 guarantees the existence and uniqueness of the MAP estimate resulting from a catalytic prior under the condition that the synthetic covariate matrix is of full rank and the synthetic data are non-separable. This condition can be verified straightforwardly by checking the existence of the MLE based on the synthetic data. Furthermore, this condition can be facilitated since we have full control over the generation of synthetic data. For example, if the synthetic covariates satisfy Condition 1, the synthetic responses are generated from a sub-model, and the ratio M/p is sufficiently large, then with probability converging to 1, the MLE based on the synthetic data exists and the condition in Theorem 2.1 is satisfied (Liang and Du, 2012, Theorem 1).

2.2. *Stability of the MAP against finite M .* In this section, we study the influence of the synthetic sample size M on the stability of the MAP estimator. Specifically, we establish a bound on the distance between the estimate $\widehat{\beta}_M$ based on M synthetic samples defined in (3) and the estimate $\widehat{\beta}_\infty$ based on the population catalytic prior defined in (4). This bound decays to 0 linearly in M .

Here we treat the observed data as fixed and consider the synthetic data the only source of randomness. For any $L > 0$, we define $\mathcal{B}_L := \{\beta \in \mathbb{R}^p : \|\beta\|_2 \leq L\}$.

THEOREM 2.2. *Suppose that $\tau > 0$ and the following holds*

- (a) *the synthetic data are generated according to Condition 1;*
- (b) *there is some constant $L > 0$, such that both $\widehat{\beta}_M$ and $\widehat{\beta}_\infty$ lie in \mathcal{B}_L .*

Let $\lambda_n \geq 0$ be a constant such that for any $\beta \in \mathcal{B}_L$, the smallest eigenvalue value of $\sum_{i=1}^n \rho''(\mathbf{X}_i^\top \beta) \mathbf{X}_i \mathbf{X}_i^\top$ is lower bounded by λ_n . The following hold:

- (i) *There is a positive constant γ that only depends on the constants L and B_1 in Condition 1 such that the smallest eigenvalue value of $\mathbb{E}(\rho''(\mathbf{X}^{*\top} \beta) \mathbf{X}^* \mathbf{X}^{*\top})$ is lower bounded by γ for all $\beta \in \mathcal{B}_L$.*
- (ii) *For any $\epsilon \in (0, 1)$, it holds with probability at least $1 - \epsilon$ that*

$$\|\widehat{\beta}_M - \widehat{\beta}_\infty\|^2 \leq \left(2 + \log \frac{1}{\epsilon}\right) \left(\frac{4 p \tau^2 B_1^2}{M (\lambda_n + \tau \gamma)^2}\right).$$

In particular, since $\lambda_n \geq 0$, we have $\|\widehat{\beta}_M - \widehat{\beta}_\infty\|^2 = O_p\left(\frac{p}{M \gamma^2}\right)$.

Theorem 2.2 shows that $\|\widehat{\beta}_M - \widehat{\beta}_\infty\|^2$ decays linearly in the synthetic sample size M . Numerical illustrations in Appendix C.1 show this decay rate in more general settings. The theorem also indicates that the influence of the random synthetic data on the MAP estimator can be effectively mitigated by increasing the value of M . In a classical setting where the model is considered fixed, the smallest eigenvalue λ_n as defined in Theorem 2.2 typically grows linearly with the sample size n . Consequently, an upper bound deduced from Theorem 2.2 is $O\left(\frac{\tau^2}{n^2 M}\right)$, which suggests that a moderately large M is sufficient to ensure the MAP estimate stays close to $\widehat{\beta}_\infty$ since we can take τ to be negligible relative to n . In a high-dimensional setting where the model dimension increases along with n , λ_n could be as small as 0 so that the upper bound in Theorem 2.2 becomes $O\left(\frac{p}{M \gamma^2}\right)$. In this case, we require M/p sufficiently large to guarantee that the MAP estimate is not far away from $\widehat{\beta}_\infty$.

Theorem 2.2 requires that $\|\widehat{\beta}_M\|_2$ and $\|\widehat{\beta}_\infty\|_2$ are bounded, without which the term $\rho''(t)$ in the Hessian matrix of the objective function could be too small with a large $|t|$. This boundedness condition on $\|\widehat{\beta}_M\|_2$ and $\|\widehat{\beta}_\infty\|_2$ is considered mild since we will show in Theorem 3.1 and Theorem 4.1 that both estimators are either consistent or have bounded norms in a broad range of scenarios.

3. Consistency of MAP when p diverges. In this section, we show that the MAP estimator defined in (3) is consistent in the regime that the dimension p is allowed to diverge to infinity with the sample size n in the order of $p = o(n)$. The asymptotic behavior of the MAP estimator when p grows as fast as n is studied in Section 4.

To obtain consistency, we impose the following conditions on the observed covariates and the underlying true regression coefficients:

CONDITION 2. $\mathbb{E}(\|\mathbf{X}_i\|_2^2) \leq C_2 p$ for all $i \in \{1, 2, \dots, n\}$.

CONDITION 3. There exist positive constants c_1, c_2, ζ , and N_0 such that for any $n > N_0$ and any subset $S \subseteq \{1, 2, \dots, n\}$ with $|S| \geq (1 - \zeta)n$, the following inequality holds:

$$c_1 |S| \leq \lambda_{\min} \left(\sum_{i \in S} \mathbf{X}_i \mathbf{X}_i^\top \right) \leq \lambda_{\max} \left(\sum_{i \in S} \mathbf{X}_i \mathbf{X}_i^\top \right) \leq c_2 |S|.$$

CONDITION 4. There exists a positive constant C_3 such that the true regression coefficients β_0 is bounded as $\|\beta_0\|_2 \leq C_3$.

Condition 2 is a moment condition on the observed covariate vectors and is weaker than the common condition in the literature on M-estimators with diverging dimension. For example, [Portnoy \(1984\)](#) assumes that $\max_{i \leq n} \|\mathbf{X}_i\|^2 = O(n^2)$ and [Liang and Du \(2012\)](#) assumes $\sup_{i \leq n, j \leq p} |X_{i,j}| < \infty$.

Condition 3 is slightly stronger than the usual condition regarding the upper bound for the sample covariance matrix. The common condition is $c_1 \leq \lambda_{\min} (n^{-1} \sum_{i=1}^n \mathbf{X}_i \mathbf{X}_i^\top) \leq \lambda_{\max} (n^{-1} \sum_{i=1}^n \mathbf{X}_i \mathbf{X}_i^\top) \leq c_2$, which has been adopted in studies with both fixed dimensions ([Chen, Hu and Ying, 1999](#); [Lai and Wei, 1982](#)) and increasing dimensions ([Portnoy, 1984](#); [Wang, 2011](#); [Liang and Du, 2012](#)). This common condition on its own is not enough to ensure the good behavior of the Hessian matrix for diverging dimension, unless an extra condition is made, which assumes that the conditional probability $\mathbb{P}(Y_i = 1 | \mathbf{X}_i)$ is uniformly bounded away from 0 and 1 for all $i \in [n]$; see ([Wang, 2011](#); [Liang and Du, 2012](#)). However, this extra condition on the conditional probabilities is too strong to hold, even when \mathbf{X}_i is standard Gaussian. Condition 3 mitigates the need for stringent conditions on the conditional probabilities and it will hold under various designs such as sub-Gaussian designs.

Condition 4 is intended to avoid degenerate scenarios where as p increases, the size of the log-odds ratio $\mathbf{X}_i^\top \beta_0$ becomes unbounded and the true conditional probability $\mathbb{P}(Y_i = 1 | \mathbf{X}_i)$ often becomes either 0 or 1. This condition is also commonly assumed in the literature.

The following theorem establishes the consistency of the MAP estimator with diverging p .

THEOREM 3.1. *Consider the logistic regression model and the MAP estimators $\widehat{\beta}_M$ and $\widehat{\beta}_\infty$ defined in Section 1.1. Suppose $p = o(n)$ and the tuning parameter is chosen such that $\tau \leq C_4 p$ for a constant C_4 . Under Conditions 2, 3, and 4, the followings hold:*

(i) *Suppose there is a constant Λ such that $\|\frac{1}{M} \sum_{i=1}^M \mathbf{X}_i^* \mathbf{X}_i^{*\top}\| \leq \Lambda$, then*

$$\|\widehat{\beta}_M - \beta_0\|_2^2 = O_p \left(\frac{p}{n} \right).$$

(ii) *Under Condition 1, we have*

$$\|\widehat{\beta}_\infty - \beta_0\|_2^2 = O_p \left(\frac{p}{n} \right).$$

REMARK 1. The condition that $\|\frac{1}{M} \sum_{i=1}^M \mathbf{X}_i^* \mathbf{X}_i^{*\top}\| \leq \Lambda$ is very mild since we have full control over the generation of \mathbf{X}_i^* . For example, if M/p is sufficiently large and Condition 1 holds, the results from random matrix theory (e.g., Theorem 5.44 in [Vershynin \(2010\)](#)) imply that with probability 1 this condition will be eventually met.

Theorem 3.1 shows the consistency of both estimators $\hat{\beta}_M$ in (3) and $\hat{\beta}_\infty$ in (4) when the dimension p diverges to infinity along with the sample size n but of a slower order. The consistency requires that the tuning parameter τ is at largest the order of p , so that the influence of the synthetic data does not overwhelm the information derived from the observed data. This requirement about τ aligns with the empirical suggestion that τ should be chosen proportional to p (Huang et al., 2020).

Based on Theorem 3.1, we know that when p grows slower than n , both $\hat{\beta}_M$ and $\hat{\beta}_\infty$ will converge to β_0 in probability. In this case, it is not only straightforward to see that $\|\hat{\beta}_M - \hat{\beta}_\infty\|_2 = O_p(\frac{p}{n})$, but we can also justify the condition (b) required in Theorem 2.2, which allows for precise quantification of the stability of the MAP estimator against the random synthetic data.

4. Characterization in the linear asymptotic regime . In this section, we study the behavior of the MAP estimator in the regime where the dimension p of the regression coefficients grows as fast as the sample size n . This scenario is often referred to as the linear asymptotic regime, which has attracted significant interest recently.

Specifically, we assume that p grows along with n such that $\lim n/p = \delta$ for some $\delta \in (0, \infty)$. Without imposing any additional structural condition on the true regression coefficients such as sparsity, no estimation can achieve consistency in this regime. Nevertheless, it is of our interest to understand the asymptotic behavior of the MAP estimator in this regime. In Section 4.1, we show that the estimation error of the MAP estimator is bounded in probability, regardless of the value of δ . This result indicates that the behavior of the MAP estimator in the linear asymptotic regime is quite different from that of the MLE, which usually fails to exist for small δ . In Section 4.2, we consider a special case where synthetic responses are generated from a logistic regression model with coefficients $\beta_s = \mathbf{0}$ and we characterize the precise asymptotic behavior of the MAP estimator using the Convex Gaussian Min-max Theorem (CGMT). In Section 4.3, we consider a general case where synthetic responses are generated with coefficients β_s and provide a precise characterization in terms of the cosine similarity between β_s and β_0 . Section 4.4 discusses a conjecture on the precise characterization of the asymptotic behavior of the MAP estimator based on the population catalytic prior.

4.1. Nonasymptotic results. We will show that the norm of the MAP estimator can be uniformly bounded even when the dimension p is as large as n . Establishing this boundedness of the MAP estimator is not trivial and our proof has to make use of some desirable properties of catalytic priors for GLMs that have been studied by Huang et al. (2020). In addition, our result does not require $n > p$ or put any strong condition on observed data, but instead merely requires some mild conditions on synthetic data, on which we have full control. This stands in contrast to the requirement for bounding the norm of the MLE, as proved by Sur, Chen and Candès (2019), which requires that $n > 2p$ and puts the normality condition on the covariates.

To introduce our result, we impose the following condition on the tuning parameter τ :

CONDITION 5. There is a positive constant c_* such that the tuning parameter τ is chosen such that $\tau \geq c_*p$.

Condition 5 guarantees that τ is not too small so that the catalytic prior provides sufficient regularization to the estimation. This aligns with the general principle that a model with more parameters usually requires more regularization to prevent overfitting (Hastie, Tibshirani and Friedman, 2009). In the linear asymptotic regime, the lack of such a condition will cause difficulties in the MAP estimation: if $\tau = o(p)$, then the regularization term will be negligible

relative to the log-likelihood of the observed data and the performance of the MAP estimator will be similar to the MLE, which may often be unbounded if n/p is small (Candès and Sur, 2020).

The following result considers the scenario where p is not negligible relative to n and shows that the MAP estimator is bounded if sufficient regularization has been imposed.

THEOREM 4.1. *Consider the logistic regression model and the MAP estimators defined in Section 1.1. Suppose Conditions 1 and 5 hold and $p > \omega_* n$ for some positive constant ω_* . Let C_* be the constant $1 + c_* \omega_*$. There are some positive constants $\tilde{c}, \tilde{C}, \eta_0, \nu$ that only depend on the constants B_1 and q in Condition 1 such that the followings hold:*

(i) *If $M \geq \tilde{C}p$, the estimator $\hat{\beta}_M$ defined in (3) satisfies that*

$$\|\hat{\beta}_M\|_2 \leq \frac{4C_* \log(2)}{\eta_0 \nu}$$

with probability at least $1 - 2 \exp(-\tilde{c}M)$.

(ii) *The estimator $\hat{\beta}_\infty$ defined in (4) satisfies that*

$$\|\hat{\beta}_\infty\|_2 \leq \frac{C_* \log(2)}{\eta_0 \nu}.$$

REMARK 2. Theorem 4.1 requires sufficient regularization that $\tau \geq c_* p$ for some positive c_* as stated in Condition 5. In contrast, Theorem 3.1 requires that $\tau \leq C_4 p$ for some C_4 in order to achieve the consistency. These two conditions do not contradict each other, as they can be met simultaneously if the tuning parameter τ is chosen as $\tau \propto p$. This choice of τ aligns with the empirical recommendation reported in Huang et al. (2020).

Theorem 4.1 has several implications. First, under the condition of Theorem 4.1, both $\|\hat{\beta}_M\|_2$ and $\|\hat{\beta}_\infty\|_2$ have bounded norms for sufficiently large M , which justifies the condition required by Theorem 2.2 for bounding $\|\hat{\beta}_M - \hat{\beta}_\infty\|_2$ in terms of M . Second, under Condition 4 about the true parameter values, the boundedness of the MAP estimator immediately implies the following corollary regarding the estimation error.

COROLLARY 4.2. *Suppose the conditions in Theorem 4.1 hold. Under Condition 4, there are positive constants \tilde{C}_1, \tilde{C}_2 , and \tilde{c} that depend on c_*, B_1 , and q only such that*

$$\|\hat{\beta}_\infty - \beta_0\|_2^2 \leq \tilde{C}_1,$$

and if $M \geq \tilde{C}_2 p$, then the following holds

$$\|\hat{\beta}_M - \beta_0\|_2^2 \leq \tilde{C}_1$$

with probability at least $1 - 2 \exp(-\tilde{c}M)$.

Corollary 4.2 shows that the MAP estimator can achieve a constant error rate even when p grows as fast as or faster than n . This turns out to be the best possible error rate. Without imposing any stringent conditions on β_0 such as sparsity, the minimax lower bound on the estimation risk using quadratic loss in generalized linear models is typically at the order $\min(\frac{p}{n}, 1)$ (see, for example, Chen et al. (2016) and Lee and Courtade (2020)). Based on Corollary 4.2 and Theorem 3.1, we can conclude that the MAP estimator (with tuning parameter $\tau \propto p$) can achieve the optimal convergence rate for estimation regardless how fast p diverges. This contrasts sharply with the MLE, whose error becomes unbounded when the ratio p/n is large.

4.2. *Exact asymptotics with non-informative synthetic data.* In this and the next sections, we will focus on the asymptotic behavior of the MAP estimator in the linear asymptotic regime, i.e., $\lim n/p = \delta$. Informally, in this section, we demonstrate that

$$(5) \quad \widehat{\beta}_M \approx \alpha_* \beta_0 + p^{-1/2} \sigma_* \mathbf{Z},$$

where \mathbf{Z} is a standard normal vector, and (α_*, σ_*) are constants that depend on δ , τ , and the data generation process. This suggests that asymptotically the MAP estimator is centered around $\alpha_* \beta_0$ with some additive Gaussian noise.

To state the rigorous result, we begin with some scaling parameters and conditions.

CONDITION 6. There are constants $\tau_0 \in (0, 1)$, $m \in (0, \infty)$, and $\delta \in (1, \infty)$ such that the tuning parameter τ and the synthetic sample size M satisfy $\tau/n = \tau_0$, $M/n = m$, and $p/n = 1/\delta$.

Condition 6 requires that both the tuning parameter τ and the synthetic sample size M scale linearly to n . This condition aligns with the results developed in the previous sections; Section 3 and Section 4.1 suggest that choosing τ proportional to p achieves the optimal rate of estimation, and Section 2.2 suggests that if M/p is sufficiently large, the variability becomes negligible. This condition also echos the empirical recommendation of the choice of τ and M made in [Huang et al. \(2020\)](#).

CONDITION 7. $\{\mathbf{X}_i\}_{i=1}^n \stackrel{\text{i.i.d.}}{\sim} \mathcal{N}(\mathbf{0}, \mathbf{I}_p)$, $Y_i | X_i \sim \text{Bern}(\rho'(X_i^\top \beta_0))$ and as $n \rightarrow \infty$, the empirical distribution of coordinates of $\sqrt{p} \beta_0$ converges weakly to a distribution Π with a finite second moment (i.e., $\frac{1}{p} \sum_{j=1}^p \chi_{\sqrt{p} \beta_{0,j}} \rightsquigarrow \Pi$). Furthermore, there is a constant $\kappa_1 > 0$, such that $\lim_{p \rightarrow \infty} \|\beta_0\|^2 = \kappa_1^2$.

Condition 7 imposes a strong condition on the covariate matrix, assuming that its entries are independent standard Gaussian random variables. Without a Gaussian design, we have shown that $\|\widehat{\beta}_M - \beta_0\|^2$ is of constant order, but we cannot further characterize the behavior of the MAP in the linear asymptotic regime. Standard Gaussian design conditions are common in such regimes; see, e.g., [Bayati and Montanari \(2011\)](#); [Thrapoulidis, Oymak and Hassibi \(2015\)](#); [Donoho and Montanari \(2016\)](#); [Thrapoulidis, Abbasi and Hassibi \(2018\)](#); [Sur and Candès \(2019\)](#); [Salehi, Abbasi and Hassibi \(2019\)](#); [Deng, Kammoun and Thrapoulidis \(2022\)](#); [Dai et al. \(2023a\)](#) for an incomplete list of related works. Some recent works attempt to relax the standard Gaussian design condition in various settings to allow general covariance structural ([Zhao, Sur and Candès, 2022](#); [Celentano, Montanari and Wei, 2023](#)) and replace the normality by moment conditions ([El Karoui, 2018](#); [Han and Shen, 2023](#)). We expect that it is possible to relax the Gaussian design condition for our result to hold and we provide empirical justification in Appendix C.7, which suggests that the same convergence seems to hold if the entries of \mathbf{X}_i 's are independent with zero mean, unit variance, and a finite fourth moment. However, the development will be much more complicated than the current work and we leave it for future study.

In Condition 7, the constant κ_1 can be understood as the signal strength of β_0 , because the inner product $\mathbf{X}_i^\top \beta_0$ has variance κ_1^2 . As a result, this condition guarantees that the value of $\rho'(\mathbf{X}_i^\top \beta_0)$ does not degenerate to either 0 or 1 when p increases. In [Candès and Sur \(2020\)](#), κ_1 is an important parameter to determine the existence of MLE: if κ_1 is above a certain threshold determined by $\delta = n/p$, the MLE does not exist with high probability.

The MAP estimator of our interest here is based on the catalytic prior whose synthetic data generation satisfies the following condition.

CONDITION 8. $\{\mathbf{X}_i^*\}_{i=1}^M \stackrel{\text{i.i.d.}}{\sim} \mathcal{N}(\mathbf{0}, \mathbf{I}_p)$ and $\{Y_i^*\}_{i=1}^M \stackrel{\text{i.i.d.}}{\sim} \text{Bern}(0.5)$.

Condition 8 can always be met since we have full control of the synthetic data generation. This condition essentially assumes that the synthetic responses are generated from the logistic regression with coefficient $\beta_s = \mathbf{0}$. In the next section, we will consider a more general case where the coefficient β_s for the synthetic data is nonzero and can be correlated with β_0 .

The constants α_* and σ_* in (5) are related to the following important system of equations in three variables (α, σ, γ) :

$$(6) \quad \begin{cases} \frac{\sigma^2}{2\delta} = \mathbb{E} \left[\rho'(-\kappa_1 Z_1) (\kappa_1 \alpha Z_1 + \sigma Z_2 - \text{Prox}_{\gamma\rho(\cdot)}(\kappa_1 \alpha Z_1 + \sigma Z_2))^2 \right] \\ \quad + m \mathbb{E} \left[\frac{1}{2} (\kappa_1 \alpha Z_1 + \sigma Z_2 - \text{Prox}_{\gamma_0\rho(\cdot)}(\kappa_1 \alpha Z_1 + \sigma Z_2))^2 \right], \\ 1 - \frac{1}{\delta} = \mathbb{E} \left[\frac{2\rho'(-\kappa_1 Z_1)}{1 + \gamma\rho''(\text{Prox}_{\gamma\rho(\cdot)}(\kappa_1 \alpha Z_1 + \sigma Z_2))} \right] \\ \quad - \mathbb{E} \left[\frac{\gamma\tau_0\rho''(\text{Prox}_{\gamma_0\rho(\cdot)}(\kappa_1 \alpha Z_1 + \sigma Z_2))}{1 + \gamma_0\rho''(\text{Prox}_{\gamma_0\rho(\cdot)}(\kappa_1 \alpha Z_1 + \sigma Z_2))} \right], \\ -\frac{\alpha}{2\delta} = \mathbb{E} \left[\rho''(-\kappa_1 Z_1) \text{Prox}_{\gamma\rho(\cdot)}(\kappa_1 \alpha Z_1 + \sigma Z_2) \right], \end{cases}$$

where Z_1, Z_2 are independent standard Gaussian variables, the scaling parameters (τ_0, m, δ) are defined in Condition 6, $\gamma_0 = \gamma\tau_0/m$ is a shorthand, κ_1 is defined in Condition 7, and proximal mapping operator $\text{Prox}_{\lambda\rho}(z)$ is defined via

$$\text{Prox}_{\lambda\rho}(z) = \arg \min_{t \in \mathbb{R}} \left\{ \lambda\rho(t) + \frac{1}{2}(t - z)^2 \right\}.$$

Based on the system of equations (6), we are able to make the statement in (5) rigorous and precisely characterize the asymptotic behavior of the MAP estimator.

THEOREM 4.3. *Consider the logistic regression model and the MAP estimator $\widehat{\beta}_M$ defined in Section 1.1. Suppose Conditions 6, 7, and 8 hold and $m\delta > 2$. Assume the parameters $(\kappa_1, \delta, \tau_0, m)$ are such that the system of equations (6) has a unique solution $(\alpha_*, \sigma_*, \gamma_*)$. Then, as $p \rightarrow \infty$, for any locally-Lipschitz function³ $\Psi : \mathbb{R} \times \mathbb{R} \rightarrow \mathbb{R}$ or for the indicator function $\Psi(a, b) = \mathbf{1}\{|a/\sigma_*| \leq t\}$ with any fixed $t > 0$, we have*

$$\frac{1}{p} \sum_{j=1}^p \Psi \left(\sqrt{p}(\widehat{\beta}_{M,j} - \alpha_*\beta_{0,j}), \sqrt{p}\beta_{0,j} \right) \xrightarrow{\mathbb{P}} \mathbb{E}[\Psi(\sigma_*Z, \beta)],$$

where $Z \sim N(0, 1)$ independent of $\beta \sim \Pi$.

REMARK 3. The condition $m\delta > 2$ is equivalent to $M > 2p$, and it ensures that the non-informative synthetic data $\{(\mathbf{X}_i^*, Y_i^*)\}_{i=1}^M$ are not separable with high probability. This condition also ensures that the MAP estimator lies in a compact set, which is a technical requirement for applying CGMT in our proof.

³A function $\Psi : \mathbb{R}^m \rightarrow \mathbb{R}$ is said to be locally-Lipschitz if there exists a constant $L > 0$ such that for all $\mathbf{t}_0, \mathbf{t}_1 \in \mathbb{R}^m$, $\|\Psi(\mathbf{t}_0) - \Psi(\mathbf{t}_1)\| \leq L(1 + \|\mathbf{t}_0\| + \|\mathbf{t}_1\|)\|\mathbf{t}_0 - \mathbf{t}_1\|$.

Theorem 4.3 is based on the general result in the subsequent section and we leave the discussion of the proof there.

Theorem 4.3 reveals that in the linear asymptotic regime with Gaussian design, the MAP estimator $\widehat{\beta}_M$ does not concentrate around the true coefficient vector β_0 ; instead it is roughly equal to the scaled true coefficient vector $\alpha_*\beta_0$ plus a Gaussian noise vector, as expressed in (5). The solutions α_* and σ_* from the system of equations (6) characterize the bias and the variance of the MAP estimator $\widehat{\beta}_M$, respectively, in the asymptotic sense.

Theorem 4.3 implies various asymptotic relationships between $\widehat{\beta}_M$ and the true coefficients by varying the locally-Lipschitz function Ψ . Here are some examples:

1. Centering of the MAP estimator. By taking $\Psi(a, b) = a$, we obtain

$$\frac{1}{\sqrt{p}} \sum_{j=1}^p (\widehat{\beta}_{M,j} - \alpha_*\beta_{0,j}) \xrightarrow{\mathbb{P}} 0,$$

which suggests that $\widehat{\beta}_M$ is centered at $\alpha_*\beta_0$.

2. Squared error of the MAP estimator. By taking $\Psi(a, b) = (a + (\alpha_* - 1)b)^2$, we have

$$(7) \quad \|\widehat{\beta}_M - \beta_0\|^2 \xrightarrow{\mathbb{P}} \sigma_*^2 + (\alpha_* - 1)^2 \kappa_1^2.$$

The limit is the summation of the variance term and the squared bias, which are affected by the tuning parameter τ_0 implicitly. In Section 4.5.1, we plot the theoretical limit against the value of τ_0 and reveal a bias and variance trade-off phenomenon for the regularization using synthetic data.

3. Cosine similarity between true coefficients and the MAP estimator. Together with (7) and Slutsky's theorem, we have

$$(8) \quad \frac{\langle \widehat{\beta}_M, \beta_0 \rangle}{\|\widehat{\beta}_M\|_2 \|\beta_0\|_2} \xrightarrow{\mathbb{P}} \frac{\alpha_* \kappa_1}{\sqrt{\alpha_*^2 \kappa_1^2 + \sigma_*^2}}.$$

4. Confidence intervals for the regression coefficients. For each $j \in [p]$, consider the interval estimate for $\beta_{0,j}$ given by

$$(9) \quad \text{CI}_j = \left[\frac{\widehat{\beta}_{M,j} - 1.96\sigma_*/\sqrt{p}}{\alpha_*}, \frac{\widehat{\beta}_{M,j} + 1.96\sigma_*/\sqrt{p}}{\alpha_*} \right].$$

By taking $\Psi(a, b) = \mathbf{1}\{-1.96 \leq a/\sigma_* \leq 1.96\}$, we have $\frac{1}{p} \sum_{j=1}^p \mathbf{1}\{\beta_{0,j} \in \text{CI}_j\} \xrightarrow{\mathbb{P}} 0.95$, which indicates that CI_j 's are asymptotically valid on average.

These choices of Ψ have previously been explored in the literature and we remark that these results continue to hold without the condition that $\frac{1}{p} \sum_{j=1}^p \chi_{\sqrt{p}\beta_{0,j}} \rightsquigarrow \Pi$. Apart from the above examples, Theorem 4.3 also suggests the convergence of two quantities regarding the prediction performance of the MAP estimator—specifically, the generalization error and the predictive deviance. Let (\mathbf{X}_T, Y_T) be a pair of future data sampled from the same population as the observed data. Given the covariate vector \mathbf{X}_T and the MAP estimator $\widehat{\beta}_M$, the binary prediction is $\widehat{Y} = \mathbf{1}\{\mathbf{X}_T^\top \widehat{\beta}_M \geq 0\}$. The following convergence of the generalization error holds:

$$\mathbb{E}_T[\mathbf{1}\{\widehat{Y} \neq Y_T\}] \xrightarrow{\mathbb{P}} \mathbb{E}[\mathbf{1}\{Y_1 \neq Y_2\}],$$

where \mathbb{E}_T is averaging over the randomness in (\mathbf{X}_T, Y_T) and $Y_1 = \mathbf{1}\{\sigma_* Z_1 + \alpha_* \kappa_1 Z_2 \geq 0\}$, $Y_2 \sim \text{Bern}(\rho'(\kappa_1 Z_2))$ for i.i.d. standard normal variables Z_1 and Z_2 . Furthermore, the

predictive probability for Y_T is $\rho'(\mathbf{X}_T^\top \widehat{\boldsymbol{\beta}}_M)$ and we have the following convergence of the predictive deviance:

$$\mathbb{E}_T \left[D(Y_T, \rho'(\mathbf{X}_T^\top \widehat{\boldsymbol{\beta}}_M)) \right] \xrightarrow{\mathbb{P}} \mathbb{E} \left[D(\rho'(\kappa_1 Z_2), \rho'(\sigma_* Z_1 + \alpha_* \kappa_1 Z_2)) \right],$$

where the deviance is $D(a, b) = a \log(a/b) + (1-a) \log((1-a)/(1-b))$ with the convention that $0 \log(0) := 0$. The details of the proof are in Appendix A.7, and we provide a numerical illustration in Appendix C.2.1.

The condition of Theorem 4.3 that $\text{Cov}(\mathbf{X}) = \mathbb{I}_p$ can be relaxed to allow for a general covariance matrix, as stated in the following corollary. This result can be proved by combining the proof of Theorem 4.3 with the argument in Zhao, Sur and Candes (2022) and we omit the details here.

COROLLARY 4.4. Consider the logistic regression model and the MAP estimator $\widehat{\boldsymbol{\beta}}_M$ defined in Section 1.1 under Condition 6 and the condition $m\delta > 2$. Suppose $\mathbf{X}_i \stackrel{\text{i.i.d.}}{\sim} \mathcal{N}(\mathbf{0}, \boldsymbol{\Sigma})$ for $i \in [n]$ and $\mathbf{X}_i^* \stackrel{\text{i.i.d.}}{\sim} \mathcal{N}(\mathbf{0}, \boldsymbol{\Sigma})$ for $i \in [m]$, where $\boldsymbol{\Sigma}$ is a positive definite matrix. Let $v_j^2 = \text{Var}(X_{i,j} | \mathbf{X}_{i,-j})$ denote the conditional variance of $X_{i,j}$ given all other covariates. Furthermore, assume that the empirical distribution $\frac{1}{p} \sum_{j=1}^p \chi_{\sqrt{p}v_j \beta_{0,j}}$ converges weakly to a distribution Π with a finite second moment, $\|\boldsymbol{\Sigma}^{1/2} \boldsymbol{\beta}_0\|^2 \xrightarrow{\mathbb{P}} \kappa_1^2$, and $\sum_{j=1}^p v_j^2 \beta_{0,j}^2 \xrightarrow{\mathbb{P}} \mathbb{E}[\beta^2]$ for $\beta \sim \Pi$. Assume the parameters $(\kappa_1, \delta, \tau_0, m)$ are such that the system of equations (6) has a unique solution $(\alpha_*, \sigma_*, \gamma_*)$. Then, for any locally-Lipschitz function $\Psi : \mathbb{R} \times \mathbb{R} \rightarrow \mathbb{R}$ or for the indicator function $\Psi(a, t) = \mathbf{1}\{|a/\sigma_*| \leq t\}$ with any fixed $t > 0$, we have

$$\frac{1}{p} \sum_{j=1}^p \Psi \left(\sqrt{p}v_j (\widehat{\boldsymbol{\beta}}_{M,j} - \alpha_* \boldsymbol{\beta}_{0,j}), \sqrt{p}v_j \boldsymbol{\beta}_{0,j} \right) \xrightarrow{\mathbb{P}} \mathbb{E}[\Psi(\sigma_* Z, \beta)].$$

where $Z \sim N(0, 1)$ independent of $\beta \sim \Pi$.

4.3. Exact asymptotics with informative auxiliary data. In this section, we consider the general case where the synthetic data are sampled from a logistic regression with coefficient $\boldsymbol{\beta}_s$, which can be correlated with the true coefficient $\boldsymbol{\beta}_0$. As discussed in Section 1.3, this setting connects the catalytic prior and the power prior and the MAP estimator can be considered as a transfer learning method. In this context, we use the term *informative auxiliary data* in place of *synthetic data* since these data may either come from similar but different studies or may be generated using estimates reported by previous studies.

Denoting by ξ the cosine similarity between $\boldsymbol{\beta}_s$ and $\boldsymbol{\beta}_0$, our result informally states that

$$(10) \quad \widehat{\boldsymbol{\beta}}_M \approx \alpha_{1*} \boldsymbol{\beta}_0 + \frac{\alpha_{2*}}{\sqrt{1 - \xi^2}} (\boldsymbol{\beta}_s - \xi \frac{\|\boldsymbol{\beta}_s\|}{\|\boldsymbol{\beta}_0\|} \boldsymbol{\beta}_0) + p^{-1/2} \sigma_* \mathbf{Z},$$

where $(\alpha_{1*}, \alpha_{2*}, \sigma_*)$ depends on δ, τ, M and the data generation process. Compared with (5), the MAP estimator is not centered at scaled $\boldsymbol{\beta}_0$ but a linear combination of $\boldsymbol{\beta}_0$ and $\boldsymbol{\beta}_s$.

To be specific, we continue to assume Conditions 6 and 7, and we suppose the auxiliary data satisfies the following condition.

CONDITION 9. The covariate vector $\{\mathbf{X}_i^*\} \sim \mathcal{N}(\mathbf{0}, \mathbf{I}_p)$ and the auxiliary response $Y_i^* | \mathbf{X}_i^* \sim \text{Bern}(\rho'(\mathbf{X}_i^{\top} \boldsymbol{\beta}_s))$. There is a constant $\kappa_2 > 0$, and $\xi \in [0, 1)$, such that $\lim_{p \rightarrow \infty} \|\boldsymbol{\beta}_s\|^2 = \kappa_2^2$ and $\lim_{p \rightarrow \infty} \frac{1}{\|\boldsymbol{\beta}_0\| \|\boldsymbol{\beta}_s\|} \langle \boldsymbol{\beta}_0, \boldsymbol{\beta}_s \rangle = \xi$.

Similar to (6), we introduce an important system of equations in four variables $(\alpha_1, \alpha_2, \sigma, \gamma)$, which includes an extra variable α_2 to track the influence of informative auxiliary data. To present the new system of equations, let Z_1, Z_2, Z_3 be i.i.d. standard normal random variables. The variable W is defined as a linear combination of Z_1, Z_2 and Z_3 , specifically $W := \kappa_1 \alpha_1 Z_1 + \kappa_2 \alpha_2 Z_2 + \sigma Z_3$. Additionally, we adopt the shorthand notation $\gamma_0 := \tau_0 \gamma / m$. The system of equations is given as follows.

$$(11) \quad \left\{ \begin{array}{l} \frac{\sigma^2}{2\delta} = \mathbb{E} \left[\rho'(-\kappa_1 Z_1) (W - \text{Prox}_{\gamma\rho(\cdot)}(W))^2 \right] \\ \quad + m \mathbb{E} \left[\rho'(-\kappa_2 \xi Z_1 - \kappa_2 \sqrt{1 - \xi^2} Z_2) (W - \text{Prox}_{\gamma_0 \rho(\cdot)}(W))^2 \right], \\ 1 - \frac{1}{\delta} + m = \mathbb{E} \left[\frac{2\rho'(-\kappa_1 Z_1)}{1 + \gamma\rho''(\text{Prox}_{\gamma\rho(\cdot)}(W))} \right] \\ \quad + m \mathbb{E} \left[\frac{2\rho'(-\kappa_2 \xi Z_1 - \kappa_2 \sqrt{1 - \xi^2} Z_2)}{1 + \gamma_0 \rho''(\text{Prox}_{\gamma_0 \rho(\cdot)}(W))} \right], \\ -\frac{\alpha_1}{2\delta} = \mathbb{E} \left[\rho''(-\kappa_1 Z_1) \text{Prox}_{\gamma\rho(\cdot)}(W) \right] \\ \quad + m \xi \frac{\kappa_2}{\kappa_1} \mathbb{E} \left[\rho''(-\kappa_2 \xi Z_1 - \kappa_2 \sqrt{1 - \xi^2} Z_2) \text{Prox}_{\gamma_0 \rho(\cdot)}(W) \right], \\ -\frac{\alpha_2}{2\delta} = m \sqrt{1 - \xi^2} \mathbb{E} \left[\rho''(-\kappa_2 \xi Z_1 - \kappa_2 \sqrt{1 - \xi^2} Z_2) \text{Prox}_{\gamma_0 \rho(\cdot)}(W) \right]. \end{array} \right.$$

We are now ready to make the statement in (10) rigorous.

THEOREM 4.5. *Consider the MAP estimator defined in (3). Suppose Conditions 6, 7, and 9 hold and the auxiliary data are not separable. Assume the parameters $\delta, \kappa_1, \kappa_2, \tau_0$, and ξ are such that the system of equations (11) has a unique solution $(\alpha_{1*}, \alpha_{2*}, \sigma_*, \gamma_*)$. Then, as $p \rightarrow \infty$, Then, for any locally-Lipschitz function $\Psi : \mathbb{R} \times \mathbb{R} \rightarrow \mathbb{R}$ or for the indicator function $\Psi(a, t) = \mathbf{1}\{|a/\sigma_*| \leq t\}$ with any fixed $t > 0$, we have*

$$(12) \quad \frac{1}{p} \sum_{j=1}^p \Psi \left(\sqrt{p} [\hat{\beta}_{M,j} - \alpha_{1*} \beta_{0,j} - \frac{\alpha_{2*}}{\sqrt{1 - \xi^2}} (\beta_{s,j} - \xi \frac{\kappa_2}{\kappa_1} \beta_{0,j})], \sqrt{p} \beta_{0,j} \right) \xrightarrow{\mathbb{P}} \mathbb{E}[\Psi(\sigma_* Z, \beta)],$$

where $Z \sim N(0, 1)$ is independent of $\beta \sim \Pi(\beta)$. In the special case that $\xi = 1$, (12) continues to hold if the left-hand side is replaced by $\frac{1}{p} \sum_{j=1}^p \Psi \left(\sqrt{p} (\hat{\beta}_{M,j} - \alpha_{1*} \beta_{0,j}), \sqrt{p} \beta_{0,j} \right)$.

Our proof of Theorem 4.5 is based on an application of CGMT and a novel orthogonal decomposition of the optimum on the space spanned by β_0 and β_s . To apply CGMT, it is generally necessary to reduce the optimization problem to an ancillary optimization (AO) over compact sets of variables and then analyze the optima of the AO. However, for our optimization (3), we need to project β into a space spanned by β_0 and β_s . To the best of our knowledge, previous analyses using CGMT only proceeded through a rank-one projection matrix $\beta_0 \beta_0^\top / |\beta_0|_2^2$, which cannot accommodate our scenario.

We provide a brief overview of our proof. To proceed with our analysis, we utilize the Gram-Schmidt process to find two orthonormal vectors e_1, e_2 that span our target space and then decompose the MAP estimator as follows:

$$\hat{\beta}_M = (e_1^\top \hat{\beta}_M) \beta_0 + (e_2^\top \hat{\beta}_M) \beta_s + \mathbf{P}^\perp \hat{\beta},$$

where \mathbf{P}^\perp is the projection matrix onto the orthogonal complement of the space spanned by β_0 and β_s . Next, we develop a novel reduction of the AO problem to track the limits of $e_1^\top \widehat{\beta}_M$ and $e_2^\top \widehat{\beta}_M$. Finally, we demonstrate that $\mathbf{P}^\perp \widehat{\beta}_M$ will be asymptotically equal to $\sigma_* \mathbf{Z}$. We believe this novel decomposition could be of independent interest and applicable in other analyses where it is necessary to project the optimization variable into a multidimensional space.

Theorem 4.5 is more general than Theorem 4.3. Note that the generation of non-informative synthetic data corresponds to $\beta_s = \mathbf{0}$ and $\kappa_2 = 0$. In this case, the system of equation (11) reduces to the system of equations (6), and the convergence in Theorem 4.3 is implied by Theorem 4.5.

When κ_2 is nonzero, the difference between Theorem 4.5 and Theorem 4.3 lies in the extra term $\tilde{\beta} - \xi \frac{\kappa_2}{\kappa_1} \beta$, which results from the redundant information contained in the auxiliary data that is irrelevant to the estimand. Intuitively, the relevant information contained in the auxiliary data comes from the similarity between the auxiliary coefficients β_s and true coefficient vector β_0 , which can be quantified as the projection of β_s onto the direction of β_0 . The remaining part orthogonal to β_0 is $\beta_s - \frac{\langle \beta_s, \beta_0 \rangle}{\|\beta_0\|^2} \beta_0 \approx \beta_s - \xi \frac{\kappa_2}{\kappa_1} \beta_0$ and contributes to the extra term above. In Section 5.3, we utilize the limit in Theorem 4.5 to illustrate that when the cosine similarity ξ is above a certain level, the MAP estimator based on informative auxiliary data can be substantially better than the one with non-informative synthetic data.

Similar to Theorem 4.3, Theorem 4.5 also implies various asymptotic relationships between the MAP estimator and the true coefficients with different choices of Ψ as discussed in Section 4.2. In particular, for squared error, we have

$$(13) \quad \|\widehat{\beta}_M - \beta_0\|_2^2 \xrightarrow{\mathbb{P}} (\alpha_{1*} - 1)^2 \kappa_1^2 + \alpha_{2*}^2 \kappa_2^2 + \sigma_*^2;$$

for cosine similarity, we have

$$(14) \quad \frac{\langle \widehat{\beta}_M, \beta_0 \rangle}{\|\widehat{\beta}_M\|_2 \|\beta_0\|_2} \xrightarrow{\mathbb{P}} \frac{\alpha_{1*} \kappa_1}{\sqrt{\alpha_{1*}^2 \kappa_1^2 + \alpha_{2*}^2 \kappa_2^2 + \sigma_*^2}}$$

4.4. Exact asymptotics under population catalytic prior. In this section, we investigate the asymptotic behaviour of the MAP estimator under the population catalytic prior, that is the estimator $\widehat{\beta}_\infty$ defined in (4). The difficulty of the analysis lies in the fact that the regularization term $\mathbb{E} [Y^* \mathbf{X}^{*\top} \beta - \rho(\mathbf{X}^{*\top} \beta)]$ does not have a simple expression that permits the use of our tools developed in Section 4.2 for $\widehat{\beta}_M$ or the tools developed in Salehi, Abbasi and Hassibi (2019) for M-estimators under separable regularization (i.e., the regularization term can be written as $f(\beta) = \sum_{i=1}^p f_i(\beta_i)$).

In the following, we provide a conjecture for the exact asymptotics of $\widehat{\beta}_\infty$ with non-informative synthetic data; a similar conjecture can also be obtained in the case with informative auxiliary data (see Appendix A.6).

Recall that the asymptotic behavior of $\widehat{\beta}_M$ is tracked by the solution of the system of equations (6). As a heuristic argument to derive the asymptotic characterization of $\widehat{\beta}_\infty$, we take $m \rightarrow \infty$ in (6) and consider the following approximation. Let $Q := \kappa_1 \alpha Z_1 + \sigma Z_2$ to be a shorthand notation. Using the Taylor expansion that $\text{Prox}_{\frac{\tau_0 \gamma}{m} \rho(\cdot)}(Q) = Q + \rho'(Q) \frac{\tau_0 \gamma}{m^2} + o(\frac{1}{m})$, we have

$$\lim_{m \rightarrow \infty} \frac{-\tau_0 \gamma \rho'' \left(\text{Prox}_{\frac{\tau_0 \gamma}{m} \rho(\cdot)}(Q) \right)}{1 + \frac{\tau_0 \gamma}{m} \rho'' \left(\text{Prox}_{\frac{\tau_0 \gamma}{m} \rho(\cdot)}(Q) \right)} = -\tau_0 \gamma \rho'' \left(\text{Prox}_{\frac{\tau_0 \gamma}{m} \rho(\cdot)}(Q) \right),$$

$$\lim_{m \rightarrow \infty} m(Q - \text{Prox}_{\frac{\tau_0 \gamma}{m} \rho(\cdot)}(Q))^2 = 0.$$

Suppose the convergence and expectation are interchangeable, the limit of (6) becomes the following system of equations, whose solution characterizes the asymptotic behavior of $\widehat{\beta}_\infty$:

$$(15) \quad \begin{cases} \frac{\sigma^2}{2\delta} = \mathbb{E} \left[\rho'(-\kappa_1 Z_1) (\kappa_1 \alpha Z_1 + \sigma Z_2 - \text{Prox}_{\gamma\rho(\cdot)}(\kappa_1 \alpha Z_1 + \sigma Z_2))^2 \right], \\ 1 - \frac{1}{\delta} = \mathbb{E} \left[\frac{2\rho'(-\kappa_1 Z_1)}{1 + \gamma\rho''(\text{Prox}_{\gamma\rho(\cdot)}(\kappa_1 \alpha Z_1 + \sigma Z_2))} \right] \\ \quad - \gamma\tau_0 \mathbb{E} [\rho''(\kappa_1 \alpha Z_1 + \sigma Z_2)], \\ -\frac{\alpha}{2\delta} = \mathbb{E} [\rho''(-\kappa_1 Z_1) \text{Prox}_{\gamma\rho(\cdot)}(\kappa_1 \alpha Z_1 + \sigma Z_2)]. \end{cases}$$

CONJECTURE 4.6. Consider the MAP estimator $\widehat{\beta}_\infty$ defined in (4). Suppose Conditions 6, 7, and 8 hold. Assume the parameters $(\kappa_1, \delta, \tau_0)$ are such that the system of equations (15) has a unique solution $(\alpha_*, \sigma_*, \gamma_*)$. Then, as $p \rightarrow \infty$, for any locally-Lipschitz function $\Psi : \mathbb{R} \times \mathbb{R} \rightarrow \mathbb{R}$ or for the indicator function $\Psi(a, t) = \mathbf{1}\{|a/\sigma_*| \leq t\}$ with any fixed $t > 0$, we have

$$\frac{1}{p} \sum_{j=1}^p \Psi \left(\sqrt{p}(\widehat{\beta}_{\infty,j} - \alpha_* \beta_{0,j}), \sqrt{p}\beta_{0,j} \right) \xrightarrow{\mathbb{P}} \mathbb{E}[\Psi(\sigma_* Z, \beta)],$$

where $Z \sim N(0, 1)$ independent of $\beta \sim \Pi$.

Conjecture 4.6 provides a precise characterization of the asymptotic behavior of the estimator $\widehat{\beta}_\infty$ that is similar to the one of $\widehat{\beta}_M$ in Theorem 4.3. Although we are not able to prove this result due to the difficulty induced by the regularization term, we provide numerical verification for the convergence of the squared error and cosine similarity in Section 4.5.3.

4.5. Numerical illustration. In this section, through some simulation experiments, we test the finite-sample accuracy of our theoretical results on the MAP estimator in Theorem 4.3 and Theorem 4.5. We focus on the squared error $\|\widehat{\beta}_M - \beta_0\|_2^2$ and the cosine similarity $\frac{\langle \widehat{\beta}_M, \beta_0 \rangle}{\|\widehat{\beta}_M\|_2 \|\beta_0\|_2}$ and we compare the theoretical prediction on these quantities with the finite-sample counterparts. Throughout the section the synthetic sample size is set to be $M = 20p$ in all experiments and the MAP estimator is computed with tuning parameter $\tau = p\tau_0\delta$ for some sequence of values for τ_0 . To get the solutions from system of equations (6), (11), and (15), we use the fixed-point iterative method (Berinde and Takens, 2007, Ch 1.2).

4.5.1. Non-informative synthetic data. We consider the setting in Section 4.2 where the MAP estimator is constructed with non-informative synthetic data. In the experiments, we pick different combinations of parameters δ and κ_1 , and fix p at 250 so that n is 250δ . The observed data $\{\mathbf{X}_i, Y_i\}_{i=1}^n$ and the synthetic data $\{\mathbf{X}_i^*, Y_i^*\}_{i=1}^M$ are generated following the condition of Theorem 4.3. For the true coefficients β_0 , we first generate $T_j \sim t_3$ independently for each $j \in [p]$ and then set $\beta_{0j} = \frac{\kappa_1}{\sqrt{3p}} T_j$. The limiting values of the squared error and the cosine similarity are given in (7) and (8) respectively.

For $\kappa_1 = 0.5$ and $\kappa_1 = 1.5$, we plot the finite-sample averaged squared error and cosine similarity as points and we draw the limiting values as curves in Figure 1, where the x-axis shows the value of τ_0 . Results for $\kappa_1 = 1$ and 2 are provided in Appendix C.2.1. In these plots, the points align well with the curves, which demonstrates that our asymptotic theory has desirable finite sample accuracy. Furthermore, the U-shaped curve of the squared error suggests that for bias-variance tradeoff, the optimal value of τ should have the same order as the dimension p , which aligns with the practical suggestion in Huang et al. (2022).

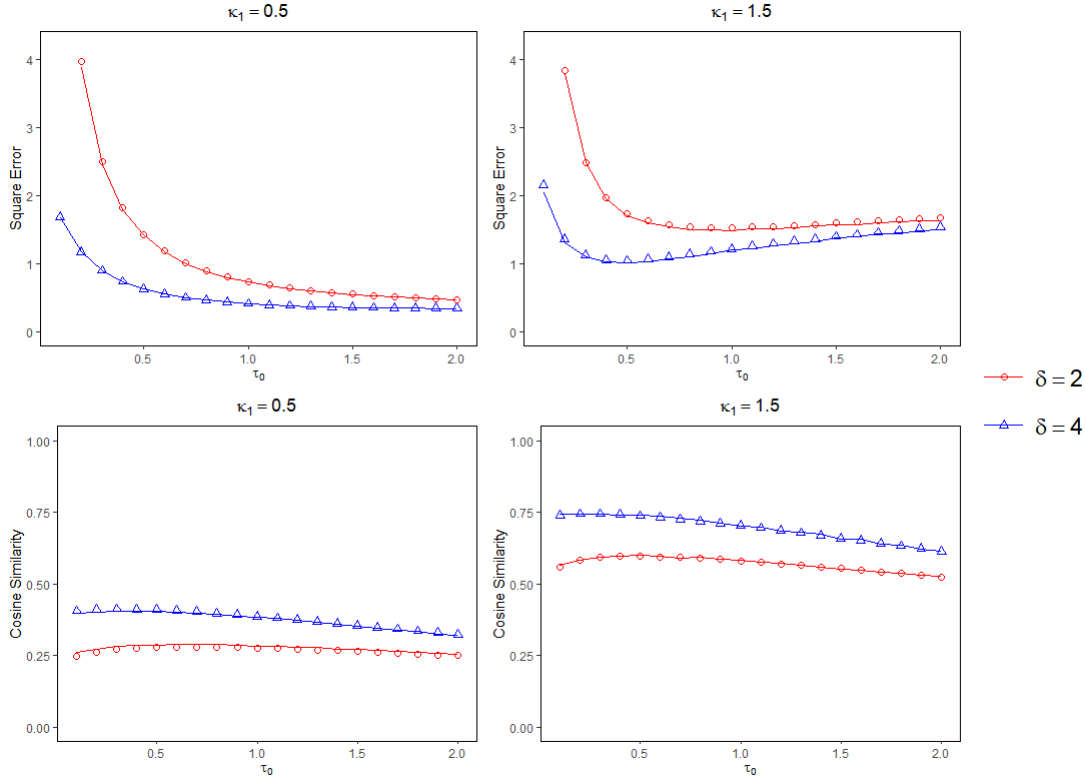


FIG 1. Performance of the MAP estimator with non-informative synthetic data as a function of $\tau_0 = \tau/n$. Each point is obtained by calculating the performance metrics of the MAP estimator averaging over 50 simulation replications. The solid lines represent the corresponding theoretical prediction.

4.5.2. *Informative auxiliary data.* We consider the setting in Section 4.3 where the auxiliary data are generated using regression coefficients β_s that have nonzero cosine similarity ξ with the true regression coefficients β_0 . In the experiments, we pick different combinations of parameters δ and κ_1 , and fix $\kappa_2 = 1$, $\xi = 0.9$, and $p = 250$ so that $n = p\delta$. The observed data and true regression coefficients β_0 are generated as in Section 4.5.1. We set $\beta_s = \xi \frac{\kappa_2}{\kappa_1} \beta_0 + \kappa_2 \sqrt{1 - \xi^2} \tilde{\varepsilon}$ with $\xi = 0.9$, where $\tilde{\varepsilon}$ is a random vector independent of β_0 and the entries of $\tilde{\varepsilon}$ are independently generated from the scale t-distribution with 3 degrees of freedom and mean zero and variance $1/p$. This particular choice guarantees that $\lim_{p \rightarrow \infty} \|\beta_s\|_2^2 = \kappa_2^2$ and $\lim_{p \rightarrow \infty} \frac{1}{\|\beta_0\|_2 \|\beta_s\|_2} \langle \beta_0, \beta_s \rangle = \xi$. Then we generate informative auxiliary data as in Condition 9. The limiting values of the squared error and the cosine similarity are given in (13) and (14) respectively.

For $\kappa_1 = 0.5$ and $\kappa = 1.5$, we plot the finite-sample averaged squared error and cosine similarity as points and we draw the limiting values as curves in Figure 1, where the x-axis shows the value of τ_0 . Results for $\kappa_1 = 1$ and 2 are provided in Appendix C.2.2. In these plots, the points align well with the curves, which demonstrates that our asymptotic theory has desirable finite sample accuracy.

When compared with the experiments in Section 4.5.1, Figure 2 demonstrates that incorporating additional informative auxiliary data can significantly reduce estimation errors. For example, consider the case with parameters $(\delta = 2, \kappa_1 = 1.5)$. In Figure 1, the lowest MSE is approximately 1.5. In contrast, Figure 2 shows a reduction in this value to below 1. Similarly, we observe that the maximum cosine similarity improves from 0.6 to 0.8. These observations

indicate the effectiveness of transferring valuable information from informative auxiliary data in enhancing the estimation accuracy of the MAP estimator.

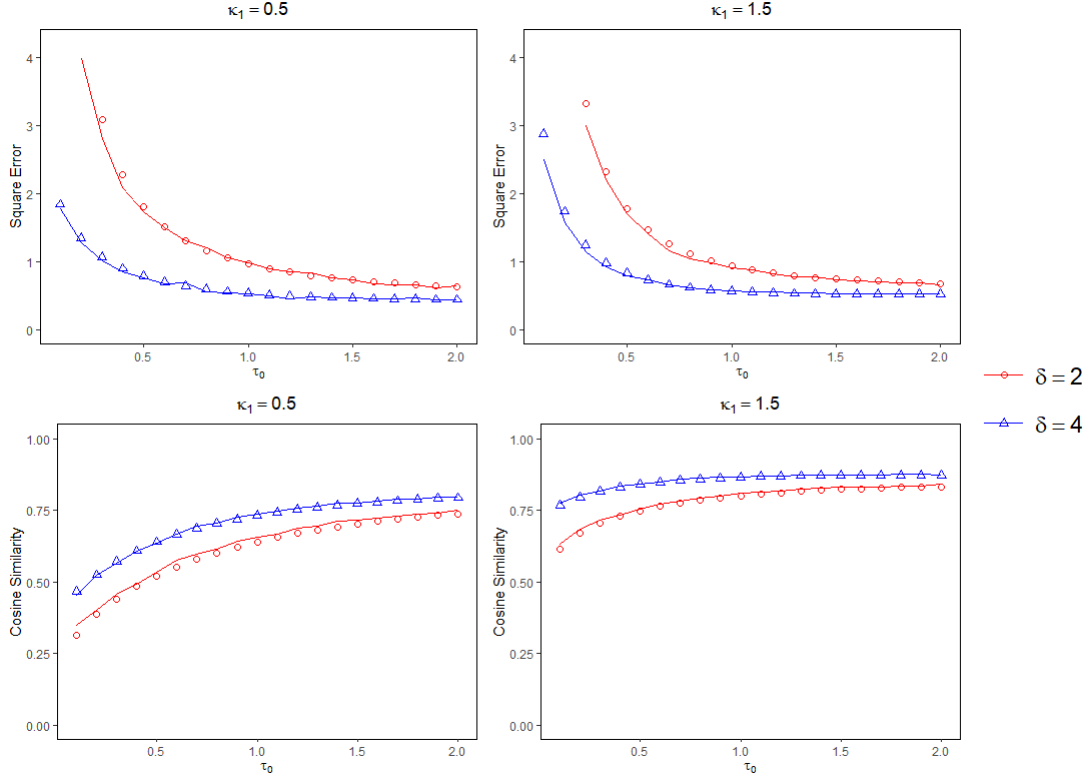


FIG 2. Performance of the MAP estimator with informative auxiliary data ($\kappa_2 = 1, \xi = 0.9$) as a function of $\tau_0 = \tau/n$. Each point is obtained by calculating the performance metrics of the MAP estimator averaging over 50 simulation replications. The solid lines represent the corresponding theoretical prediction.

4.5.3. *Infinite synthetic data*. We provide a numerical verification for Conjecture 4.6 about the asymptotics of the MAP estimator $\hat{\beta}_\infty$ with infinite synthetic data. We consider the same experimental setting and data generation as in Section 4.5.1. To compute the $\hat{\beta}_\infty$, we solve the optimization (4), where the expectation has an explicit form $g(\beta) = -\int_{-\infty}^{\infty} \rho(\|\beta\|_2 z) \frac{1}{\sqrt{2\pi}} \exp(-\frac{z^2}{2}) dz$.

Given parameters $(\kappa_1, \delta, \tau_0)$, let $(\alpha_*, \sigma_*, \gamma_*)$ be the solution of the system of equations (15). According to Conjecture 4.6, the limiting value of the squared error of $\hat{\beta}_\infty$ is $(\alpha_* - 1)^2 \kappa_1^2 + \sigma_*^2$, and the limiting value of the cosine similarity is $\frac{\alpha_* \kappa_1}{\sqrt{\alpha_*^2 \kappa_1^2 + \sigma_*^2}}$. We plot the finite-sample averaged squared error and cosine similarity as points and we draw the limiting values as curves in Figure 3, where the x-axis shows the value of τ_0 with $\kappa_1 = 0.5$ and 1.5. Results for experiments with $\kappa_1 = 1$ and 2 are in Appendix C.2.3. In these plots, the points align well with the curves, which demonstrates that our conjectures on $\hat{\beta}_\infty$ may indeed be correct.

5. Adjusting inference based on exact asymptotics. In this section, we consider adjusting the statistical inference in the linear asymptotic regime using the theory developed in Section 4. We propose methods for estimating the unknown signal strength κ_1 and the

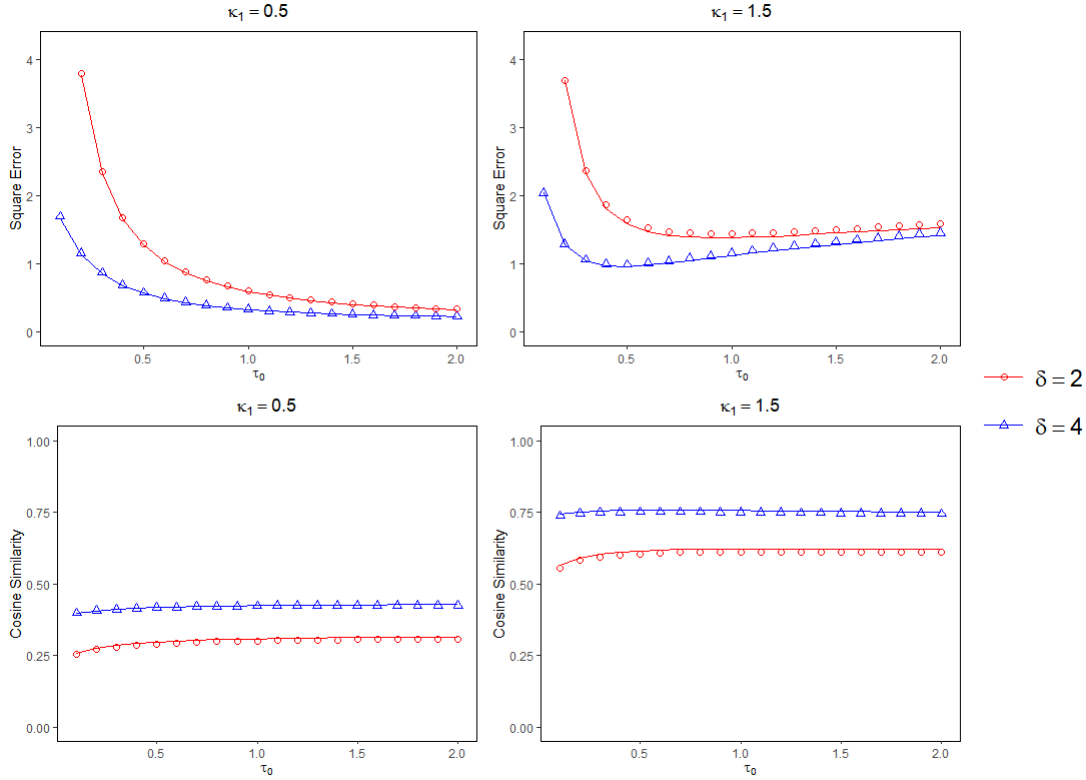


FIG 3. Performance of the MAP estimator $\hat{\beta}_\infty$ as a function of $\tau_0 = \tau/n$. Each point is obtained by calculating the performance metrics of the MAP estimator averaging over 50 simulation replications. The solid lines represent the prediction by Conjecture 4.6.

similarity ξ , and numerically evaluate their accuracy. We then consider adjusting confidence intervals and variable selection procedures using the estimated parameters.

5.1. *Estimation of signal strength.* The precise asymptotic characterization in Theorem 4.3 depends on the unknown signal strength κ_1 . This section is devoted to the estimation of this parameter.

Sur and Candès (2019) has proposed a method for estimating the signal strength called *ProbeFrontier* based on an asymptotic theory of the existence of the MLE, but their method only works when $p/n < 1/2$. Our method introduced below works for any value of $p/n \in (0, 1)$.

Our method is based on the precise limit of the MAP estimator. For any given (δ, τ_0, m) and any κ_1 , let $\alpha_*(\kappa_1)$ and $\sigma_*(\kappa_1)$ be from the solutions of (6). Intuitively, if the norm of the true coefficients (i.e., signal strength κ_1) increases, the norm of the MAP estimator increases accordingly. This is in light of the result proved in Candès and Sur (2020) that a large κ_1 makes the norm of the MLE unbounded. This intuition can be justified by plotting the limiting value of $\|\hat{\beta}_M\|_2^2$ with respect to κ_1 . Theorem 4.3 suggests that the squared norm of the MAP estimator converges to $\eta_M^2 := \alpha_*^2(\kappa_1)\kappa_1^2 + \sigma_*^2(\kappa_1)$. We illustrate the relationship between η_M^2 and κ_1 in Figure 4, which suggests that η_M^2 is increasing in κ_1 . We denote this relationship as $\eta_M = g_\delta(\kappa_1)$, where we omit the dependence on τ_0 and m because the values of τ_0 and m are manipulable and can be pre-chosen. Although it could be challenging to estimate κ_1 directly, it is straightforward to estimate η_M by $\hat{\eta}_M := \|\hat{\beta}_M\|_2$, the norm of the MAP estimator with

non-informative synthetic data of size $M = mn$ and with total weight parameter $\tau = \tau_0 n$. Subsequently, κ_1 can be estimated by $\hat{\kappa}_1$, which is the solution to $g_\delta(\kappa) = \hat{\eta}_M$. This solution can be computed using a numerical evaluation of g_δ and root-finding algorithms.

Given the value of $\hat{\kappa}_1$, the corresponding solution to the system of equations (6) will be denoted by $(\hat{\alpha}_*, \hat{\sigma}_*, \hat{\gamma}_*)$. Substituting the unknown parameters in (9) with these estimates, we construct the following 95% adjusted confidence intervals

$$\widehat{\text{CI}}_j = \left[\frac{\hat{\beta}_{M,j} - 1.96\hat{\sigma}_*/\sqrt{p}}{\hat{\alpha}_*}, \frac{\hat{\beta}_{M,j} + 1.96\hat{\sigma}_*/\sqrt{p}}{\hat{\alpha}_*} \right], \quad j \in [p].$$

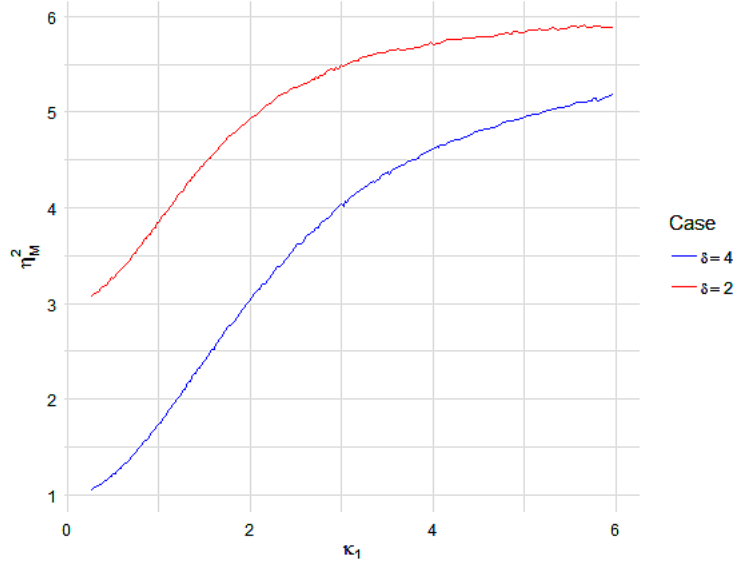


FIG 4. Relationship between η_M^2 and κ_1 across different values of δ . For each δ , η_M^2 is computed using a grid of κ_1 values, with $\tau_0 = 1/4$ and $m = 20/\delta$.

We demonstrate the accuracy of our estimation of κ_1 as well as the solutions (α_*, σ_*) via some empirical results. We consider the same setting described in Section 4.5.1 but examine a sequence of dimensions $p = \{100, 400, 1600\}$.

We first investigate the estimation accuracy of κ_1 . The results are displayed in Table 1. From the table, it is evident that when δ and κ_1 are held constant, both the estimation error and its standard deviation decrease as p increases. This trend is expected since $\hat{\eta}_M$ converges to its limit η_M as p increases. Given κ_1 and p , the estimation error is smaller for larger δ , since the sample size is larger. This observation aligns with the curves of $g_\delta(\cdot)$ in Figure 4, where a larger value of δ leads to a steeper slope and thus a more accurate estimate for κ_1 , the solution to $g_\delta(\kappa) = \eta_M$.

Next, we investigate the estimation accuracy of (α_*, σ_*) in Table 2. The true values (α_*, σ_*) are presented in Table 3. We observe that the estimation errors for (α_*, σ_*) are relatively small compared to the true values, thus the estimates are quite accurate despite the estimation error of κ_1 . Furthermore, we note that the errors decrease as p increases, which aligns with the observed pattern in the estimation of κ_1 .

Finally, we investigate the performance of the adjusted confidence intervals based on $\hat{\beta}_M$. We present in Table 4 the cases with $\delta = 2$ and the cases with $\delta = 4$ are provided in Appendix C.2.4. For $\delta = 2$, the MLE does not exist and the existing methods such as the classical MLE

TABLE 1
 Summary of Mean and Standard Deviation (in parentheses) of Error $|\hat{\kappa}_1 - \kappa_1|$ based on 50 independent replications.

κ_1	p	$\delta = 2$	$\delta = 4$
0.5	100	0.363(0.315)	0.196(0.127)
	400	0.234(0.132)	0.128(0.102)
	1600	0.129(0.102)	0.060(0.045)
1	100	0.397(0.285)	0.228(0.160)
	400	0.227(0.165)	0.134(0.116)
	1600	0.104(0.114)	0.068(0.067)
1.5	100	0.426(0.325)	0.294(0.240)
	400	0.230(0.214)	0.178(0.164)
	1600	0.154(0.159)	0.103(0.091)
2	100	0.678(0.747)	0.396(0.305)
	400	0.329(0.307)	0.209(0.255)
	1600	0.201(0.214)	0.135(0.121)

TABLE 2
 Summary of Mean and Standard Deviation (in parentheses) of the estimation error of true solutions of system of equations (α_*, σ_*) based on 50 independent replications.

κ_1	p	$\delta = 2$		$\delta = 4$	
		$ \hat{\alpha}_* - \alpha_* $	$ \hat{\sigma}_* - \sigma_* $	$ \hat{\alpha}_* - \alpha_* $	$ \hat{\sigma}_* - \sigma_* $
0.5	100	0.049(0.058)	0.007(0.017)	0.017(0.012)	0.006(0.004)
	400	0.028(0.020)	0.002(0.002)	0.011(0.010)	0.004(0.003)
	1600	0.015(0.011)	0.003(0.002)	0.005(0.004)	0.003(0.002)
1	100	0.066(0.051)	0.015(0.017)	0.027(0.018)	0.006(0.004)
	400	0.040(0.032)	0.009(0.008)	0.018(0.014)	0.003(0.003)
	1600	0.018(0.021)	0.006(0.006)	0.010(0.008)	0.003(0.002)
1.5	100	0.079(0.055)	0.026(0.026)	0.041(0.033)	0.004(0.003)
	400	0.044(0.040)	0.020(0.020)	0.025(0.023)	0.002(0.002)
	1600	0.029(0.029)	0.014(0.015)	0.015(0.012)	0.002(0.002)
2	100	0.110(0.092)	0.051(0.047)	0.052(0.039)	0.005(0.006)
	400	0.058(0.049)	0.031(0.028)	0.029(0.033)	0.004(0.005)
	1600	0.036(0.034)	0.021(0.018)	0.018(0.018)	0.003(0.003)

TABLE 3
 Solutions of system of equations (α_*, σ_*) under different settings with non-informative synthetic data.

$\delta \setminus \kappa_1$	0.5	1	1.5	2
2	(1.004, 1.735)	(0.932, 1.726)	(0.833, 1.708)	(0.740, 1.665)
4	(0.890, 1.008)	(0.836, 1.021)	(0.773, 1.030)	(0.701, 1.031)

asymptotic confidence intervals and adjusted confidence intervals based on the MLE do not apply. In contrast, our adjusted confidence intervals achieve desirable average coverage for the true regression coefficients.

TABLE 4
 Coverage rate of 95% adjusted confidence intervals based on $\hat{\beta}_M$ with $\delta = 2$ (MLE does not exist). Average over 50 independent experiments.

p	$\kappa_1 = 0.5$	$\kappa_1 = 1$	$\kappa_1 = 1.5$	$\kappa_1 = 2$
100	0.947	0.948	0.948	0.942
400	0.948	0.950	0.946	0.946

5.2. *Estimation of similarity.* We introduce a methodology for estimating the cosine similarity ξ between the underlying regression coefficients for two datasets. Specifically, suppose we have two independent datasets: target dataset $\{\mathbf{X}_{i0}, Y_{i0}\}_{i=1}^{n_0}$ and source dataset $\{\mathbf{X}_{is}, Y_{is}\}_{i=1}^{n_s}$, both satisfy Condition 7 with true regression coefficients β_0 and β_s respectively. Furthermore, we assume $\|\beta_0\|_2 = \kappa_1$, $\|\beta_s\|_2 = \kappa_2$, and $\frac{1}{\|\beta_0\|\|\beta_s\|} \langle \beta_0, \beta_s \rangle = \xi$.

To estimate ξ , we generate a set of independent non-informative synthetic datasets of size M for each original dataset and then construct the MAP estimator separately. For simplicity, we choose the tuning parameter τ to be the sample size times a fixed positive number τ_0 . The resultant estimators are denoted by $\hat{\beta}_{M,0}$ for the target dataset and $\hat{\beta}_{M,s}$ for the source dataset. According to Theorem 4.3, asymptotically we have

$$\begin{aligned}\hat{\beta}_{M,0} &\approx \alpha_{*1}\beta_0 + \sigma_{*1}\mathbf{Z}_1, \\ \hat{\beta}_{M,s} &\approx \alpha_{*2}\beta_s + \sigma_{*2}\mathbf{Z}_2,\end{aligned}$$

where $(\alpha_{*1}, \sigma_{*1})$ are solution of system (6) based on parameter $(\delta_0 = n_0/p, \kappa_1, \tau_0, M/n_0)$, and for $(\alpha_{*2}, \sigma_{*2})$ based on parameter $(\delta_s = n_s/p, \kappa_2, \tau_0, M/n_s)$ and $\mathbf{Z}_1, \mathbf{Z}_2$ are independent Gaussian vectors whose entries are independent and follow $N(0, 1/p)$. Based on this relationship, we have $\langle \hat{\beta}_{M,0}, \hat{\beta}_{M,s} \rangle \approx \alpha_{*1}\alpha_{*2} \cdot \langle \beta_1, \beta_2 \rangle \approx \alpha_{*1}\alpha_{*2}\kappa_1\kappa_2\xi$. This leads to the following estimator for ξ :

$$\hat{\xi} = \frac{\langle \hat{\beta}_{M,0}, \hat{\beta}_{M,s} \rangle}{\alpha_{*1}\alpha_{*2}\kappa_1\kappa_2}.$$

If κ_1 and κ_2 are unknown, they can be estimated by our method introduced in Section 5.1. In Appendix C.3, we provide a numerical illustration for the accuracy of this estimation.

5.3. *Adjusting Estimation by selection of tuning parameter.* The tuning parameter τ controls the bias-variance tradeoff for the MAP estimator defined in (3). We consider several methods for selecting the value of τ and compare the performance of the resulting estimators.

A universal strategy for selecting τ is cross-validation, which requires data-splitting and recomputing the estimator with subsets of data (Hastie, Tibshirani and Friedman, 2009, Section 7.10). Here we describe the leave-one-out cross-validation and an efficient approximation. The validation error (VE) is measured using the deviance as follows:

$$\text{VE}(\tau) = - \sum_{i=1}^n \left\{ Y_i \mathbf{X}_i^\top \hat{\beta}_{M,-i} - \rho(\mathbf{X}_i^\top \hat{\beta}_{M,-i}) \right\},$$

where $\hat{\beta}_{M,-i}$ denotes the MAP estimator in (3) with all observed data except the i -th observation. Since computing all $\hat{\beta}_{M,-i}$ is computationally intensive, it is beneficial to only compute $\hat{\beta}_M$ once (for each value of τ). Motivated by the leave-one-out estimators in Sur and Candès (2019), we propose an accurate approximation to $\text{VE}(\tau)$. To be concrete, let $\mathcal{I}_{-i} = [n] \setminus \{i\}$ and we approximate $\mathbf{X}_i^\top \hat{\beta}_{M,-i}$ by

$$\tilde{l}_i := \mathbf{X}_i^\top \hat{\beta}_M + \mathbf{X}_i^\top \left(H_\tau + \rho'' \left(\hat{\beta}_M^\top \mathbf{X}_i \right) \mathbf{X}_i \mathbf{X}_i^\top \right)^{-1} \mathbf{X}_i \left(Y_i - \rho' \left(\mathbf{X}_i^\top \hat{\beta}_M \right) \right),$$

where H_τ is the Hessian matrix of the objective in (3), i.e. $H_\tau = - \sum_{j \in [n]} \rho'' \left(\hat{\beta}_M^\top \mathbf{X}_j \right) \mathbf{X}_j \mathbf{X}_j^\top - \frac{\tau}{M} \sum_{j \in [M]} \rho'' \left(\hat{\beta}_M^\top \mathbf{X}_j^* \right) \mathbf{X}_j \mathbf{X}_j^{*\top}$. The matrix inversion in the above display can be computed efficiently using the Sherman-Morrison inverse formula Sherman and Morrison (1950).

Subsequently, we approximate $VE(\tau)$ by $\widetilde{VE}(\tau) := -\sum_{i=1}^n \{Y_i \tilde{l}_i - \rho(\tilde{l}_i)\}$. We provide a detailed derivation and summarize the algorithm for selecting τ by minimizing $\widetilde{VE}(\tau)$ in Appendix C.4. The MAP estimator resulting from this selection of τ is named as the **MAP with Leave-one-out Cross Validation (MLCV)**.

Another way to select the value of τ is to minimize the theoretical limit of the squared error given by Theorem 4.3. Consider the estimator $\hat{\kappa}_1$ of κ_1 in Section 5.1. The corresponding solutions to the system of equations (6) for any value $\tau_0 = \tau/n$ are denoted by $(\hat{\alpha}_*(\tau), \hat{\sigma}_*(\tau), \hat{\gamma}_*(\tau))$. We can then estimate the limit of the squared error by (7) for a fixed grid of values of τ and select the one that minimizes the estimated limit. The MAP estimator resulting from this selection of τ is named as the **MAP with Estimated Squared Error (MESE)**. For comparison, we also consider the optimal τ that minimizes the limit of the squared error based on the true value of κ_1 , and name the resulting estimator as the **MAP with True Squared Error (MTSE)**.

These methods are naturally extended to cases where the MAP estimator is constructed using informative auxiliary data. More concretely, we can estimate the limit of the squared error by (13) using the estimation method for $(\kappa_1, \kappa_2, \xi)$ in Section 5.2 and we name the resulting estimator as **MESE(I)** where (I) represent informative auxiliary data. Similarly, we can select τ that minimizes the limit of the squared error based on the true value of $(\kappa_1, \kappa_2, \xi)$ and name the resulting estimator as **MTSE(I)**. The procedure for leave-one-out cross-validation remains the same as before and the resulting estimator with informative auxiliary data is named **MLCV(I)**.

We provide an experiment to illustrate these methods: MESE, MTSE, and MLCV that are based on observed data and non-informative synthetic data; MESE(I), MTSE(I), and MLCV(I) are based on observed data and informative auxiliary data. We consider the scenarios where $p = 400$, n is either $2p$ or $4p$, and κ_1 is either 1 or 2. The observed covariates and responses are generated according to the observed data generation process described in Section 4.5.1. The non-informative synthetic data are generated according to Condition 8 with $M = 20 \cdot p$. The informative auxiliary data are generated following the procedure described in Section 4.5.2 and we fix $\xi = 0.9$, $\kappa_2 = 1$, and $M = 10 \cdot p$. In each scenario, we repeat the experiments for 50 times and evaluate the squared error of each estimator.

The results across different scenarios are shown in Figure 5. In each scenario, both MESE and MLCV perform on par with the benchmark given by MTSE, which indicates that our selection methods, either using theoretical limits with estimated signal strengths or using leave-one-out cross-validation, are effective in selecting the tuning parameter τ . In addition, the performance of the estimator using informative auxiliary data is significantly superior to that using non-informative synthetic data and there is little difference among MLCV(I), MESE(I), and MTSE(I). This suggests that in the presence of informative auxiliary data, our proposed selection methods can effectively utilize the information from the auxiliary data by selecting a suitable value of τ .

5.4. Variable selection. Our precise asymptotic characterization of the MAP estimator can be applied to variable selection with False Discovery Rate (FDR) control using the data-splitting method introduced by Dai et al. (2023a). The original method requires the existence of the MLE on split datasets and is thus restricted. By using the MAP estimator, our extension can apply even when the MLE does not exist.

The index set of null (irrelevant) variables is denoted by S_0 and the index set of relevant variables by S_1 ; for logistic regression, $S_0 = \{j \in [p] : \beta_{0,j} = 0\}$ and $S_1 = [p] \setminus S_0$. Let \hat{S} be the index set of selected variables. The False Discovery Proportion (FDP) is defined as $\text{FDP} = \frac{\#(S_0 \cap \hat{S})}{\#\hat{S}}$, and FDR is defined as $\mathbb{E}[\text{FDP}]$. Dai et al. (2023a) considered a variable

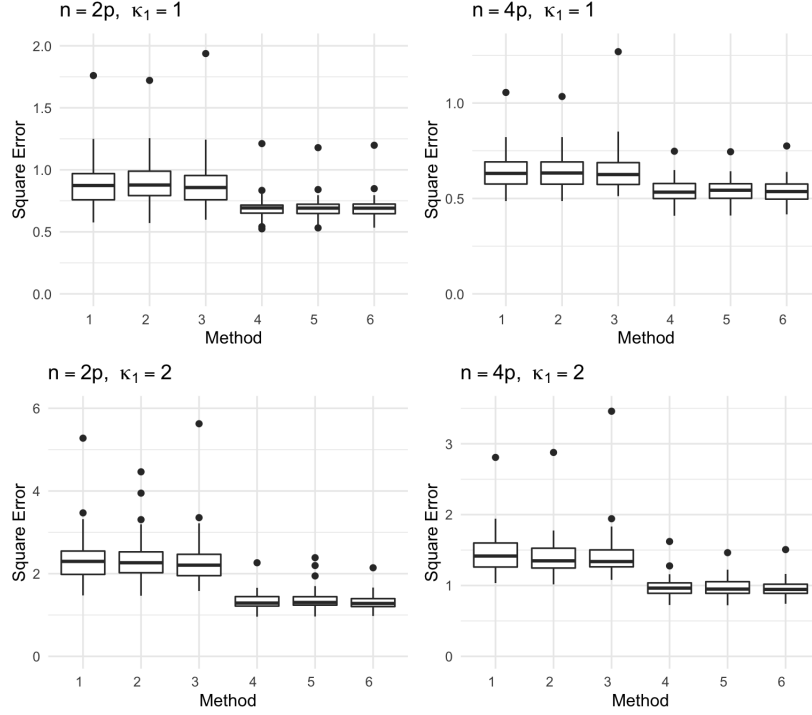


FIG 5. The box plot is constructed from 50 independent trials. The x-axis, labeled 1,2,3,4,5,6, represents different estimators. Estimators 1 to 3 are based on non-informative synthetic data, specifically MLCV, MESE, and MTSE; estimators 4 to 6 are based on informative auxiliary data, specifically MLCV(I), MESE(I), and MTSE(I).

selection framework based on mirror statistics M_j 's that are constructed all $j \in [p]$. A mirror statistic will have two properties: (1) a large magnitude of the mirror statistic often suggests a potentially relevant variable, and (2) the mirror statistic will be symmetric around zero when a variable is null. The first property enables us to rank the importance of variables by their associated mirror statistics so that we select variables with mirror statistics larger than a cutoff value. The second property suggests an estimated upper bound for FDP for each t , which is given by $\frac{\#\{j: M_j < -t\}}{\#\{j: M_j > t\}}$. Following these two intuitions, the cutoff with a preassigned FDR level $q \in (0, 1)$ is given by

$$\text{Cutoff}(q, \{M_j\}_{j=1}^p) := \inf \left\{ t > 0 : \frac{\#\{j : M_j < -t\}}{\#\{j : M_j > t\}} \leq q \right\},$$

and we select variables with mirror statistics greater than the above cutoff value.

To construct the mirror statistic that satisfies the above two properties, we make use of the theoretical framework in Section 4.2 for $\mathbf{X} \sim N(0, \Sigma)$ with general covariance. According to Corollary 4.4, for each j we have $v_j \widehat{\beta}_{M,j} \approx v_j \alpha_* \beta_{0,j} + \sigma_* Z_j$, where $Z_j \sim N(0, 1/p)$ and $v_j^2 = \text{Var}(X_j | \mathbf{X}_{-j})$ is the conditional variance. Adapting the data-splitting method in Dai et al. (2023b), we split the observed data into two equal-sized halves, and compute the MAP estimator for each half with separately generated synthetic data. This leads to

$$(16) \quad v_j \widehat{\beta}_{M,j}^{(1)} \approx v_j \alpha_* \beta_{0,j} + \sigma_* Z_j^{(1)} \quad \text{and} \quad v_j \widehat{\beta}_{M,j}^{(2)} \approx v_j \alpha_* \beta_{0,j} + \sigma_* Z_j^{(2)},$$

where $(\widehat{\beta}_{M,j}^{(1)}, Z_j^{(1)})$ is independent of $(\widehat{\beta}_{M,j}^{(2)}, Z_j^{(2)})$ due to data splitting. (16) enables us to define the mirror statistic as $M_j := v_j^2 \widehat{\beta}_{M,j}^{(1)} \widehat{\beta}_{M,j}^{(2)}$, which will be large in magnitude when

$\beta_{0,j} \neq 0$ and its distribution will symmetric around 0 when $\beta_{0,j} = 0$. When v_j^2 's are unknown, we estimate them using either node-wise regression or the diagonal entries of the inverse of the sample covariance matrix $\widehat{\Sigma} = \frac{1}{n} \sum_{i=1}^n \mathbf{X}_i \mathbf{X}_i^\top$. To overcome the power loss due to data splitting, Dai et al. (2023b) introduced the Multiple Data-Splitting (MDS) procedure that aggregated multiple selection results via repeated sample splits; see Algorithm 2 therein.

In addition to variable selection via mirror statistics, we can consider the adjusted Benjamini-Hochberg (ABH) procedure and the adjusted Benjamini-Yekutieli (ABY) procedure (Benjamini and Hochberg, 1995; Benjamini and Yekutieli, 2001). Both procedures rely on the adjusted p-values, which are given by $2 * \Phi(-|\widehat{v}_j \sqrt{p} \widehat{\beta}_{M,j} / \widehat{\sigma}_*|)$ for $j \in [p]$, where $\Phi(\cdot)$ is the cumulative distribution function of standard Gaussian, \widehat{v}_j^2 is an estimate of the conditional variance $\text{Var}(X_j | \mathbf{X}_{-j})$, and $\widehat{\sigma}_*$ is an estimate of σ_* defined in Corollary 4.4; see Appendix C.6 for such an estimation.

We conduct numerical experiments across different settings to compare the performance of the aforementioned variable selection methods based on MAP estimators in terms of FDR and power. See the caption of Figure 6 for details of the experiments. In each simulation, we numerically verified that the MLE does not exist so MLE-based methods are inapplicable in all these experiments. We have the following observations from Figure 6. When the signal strength is fixed and the correlation r of the covariate matrix is varied, the MDS procedure based on the MAP estimator effectively controls the FDR when $r \leq 0.2$ but it suffers from an inflation of FDR when $r \geq 0.3$. This is probably due to the difficulty of estimating v_j 's in the presence of high correlations. In addition, ABH is more powerful than MDS in every case, although it lacks of theoretical guarantees on FDR control. On the other hand, ABY comes with a theoretical guarantee but it is too conservative and has the lowest power in every case. When r is fixed at 0.2 and the signal strength is increasing, all three methods have decreasing FDR and increasing power since it becomes easier to distinguish the relevant variables from the null ones.

To compare with the variable selection methods based on the MLE, we also reproduce the numerical experiments in Dai et al. (2023b, Section 5.1.1) where the MLE exists in each case. The results are presented in Appendix C.5 and they reveal that the selection methods based on MAP estimators perform similarly to the MLE-based methods.

6. Extension to Generalized linear model (GLM). In this section, we extend the theoretical results developed in Sections 2, 3, and 4 from the logistic regression model to the generalized linear model (GLM) with the canonical link. Let $Y \in \mathcal{Y} \subset \mathbb{R}$ be a real-valued (response) variable and \mathbf{X} be a covariate vector of dimension p . The conditional density of Y given \mathbf{X} is assumed to be

$$(17) \quad p_G(y | \mathbf{X}, \beta_0) = h(y) \exp\left(y \mathbf{X}^\top \beta_0 - b\left(\mathbf{X}^\top \beta_0\right)\right), y \in \mathcal{Y},$$

where $b(\theta)$ and $h(y)$ are Borel functions associated to a particular GLM. Under a catalytic prior with some synthetic data, the MAP estimator for this GLM is given by

$$(18) \quad \widehat{\beta}_M^G = \arg \min_{\beta \in \mathbb{R}^p} \sum_{i=1}^n \ell_G(Y_i, \mathbf{X}_i^\top \beta) + \frac{\tau}{M} \sum_{i=1}^M \ell_G(Y_i^*, \mathbf{X}_i^{*\top} \beta),$$

where $\ell_G(y, \theta) := b(\theta) - y\theta$ and the subscript (superscript) refers to GLM. Similarly, the MAP estimator with infinite synthetic data is given by

$$\widehat{\beta}_\infty^G = \arg \min_{\beta \in \mathbb{R}^p} \sum_{i=1}^n \ell_G(Y_i, \mathbf{X}_i^\top \beta) + \tau \mathbb{E} \left[\ell_G(Y^*, \mathbf{X}^{*\top} \beta) \right],$$

where the expectation is taken over the synthetic data-generating distribution. To present our theoretical result, we begin with some conditions on the model.

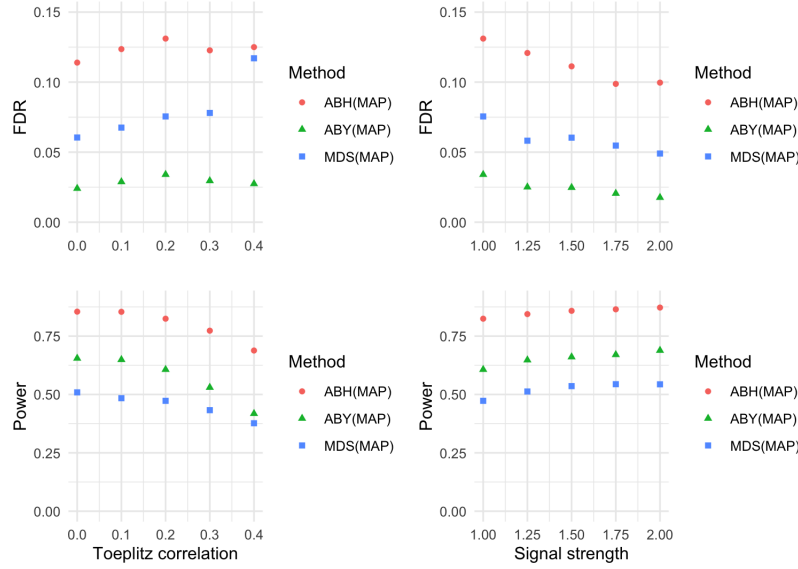


FIG 6. Empirical FDRs and powers in a logistic regression with $p = 200$ and $n = 500$. The covariate vectors are sampled from a normal distribution $N(0, \Sigma)$, where Σ has a Toeplitz correlation structure ($\Sigma_{ij} = r^{|i-j|}$). The left panel varies correlation (r) while fixing signal strength at $|\beta_{0j}| = 1$ for elements in S_1 ; the right panel fixes $r = 0.2$ and varies signal strength from 1 to 2. In each scenario, there are 40 relevant features. The nominal FDR level is $q = 0.1$. The power is assessed as the proportion of correctly identified relevant features. Each point represents the average of 100 replications. The MAP estimator is computed using non-informative synthetic data with $M = 20p$ and $\tau = p$.

CONDITION 10. The density function of the GLM satisfies the following:

1. For any $y \in \mathcal{Y}$ and $\beta \in \mathbb{R}^p$, $p_G(y | \mathbf{X}, \beta) \leq C_1$ for some universal constant C_1 .
2. For any $y \in \mathcal{Y}$, the function $\ell_G(y, \theta)$ is Lipschitz- L in θ .
3. For any positive value B , there exists $c(B) > 0$ such that $b''(\theta)$ is lower bounded by $c(B)$ for all $|\theta| \leq B$.

REMARK 4. The requirements in Condition 10 are mild and commonly adopted in theoretical analysis on GLMs, as seen in Van de Geer (2008); Fan and Song (2010); Huang et al. (2020). The first requirement states that the probability density function should be bounded. The second and third requirements generalize the properties of the log-likelihood function and log partition function, respectively, in logistic regression.

For the synthetic data generation, we impose the following conditions.

CONDITION 11. The synthetic data are i.i.d. copies of (\mathbf{X}^*, Y^*) such that the followings hold:

- The synthetic covariate vector $\mathbf{X}^* = (X_1^*, X_2^*, \dots, X_p^*)$ satisfies (1) $X_1^* \equiv 1$; (2) $\mathbb{E}X_j^* = 0$, $\text{Var}(X_j^*) = 1$, and $|X_j^*| \leq B_1$, a.s., for $j = 2, \dots, p$; (3) X_2^*, \dots, X_p^* are independent.
- For the synthetic response Y^* , there are some constants $q \in (0, 1)$ and $\varsigma > 0$ such that $\min\{\mathbb{P}(Y^* \geq b'(0) + \varsigma | \mathbf{X}^*), \mathbb{P}(Y^* \leq b'(0) - \varsigma | \mathbf{X}^*)\} \geq q$.

Condition 11 is an extension of Condition 1 with no difference in the generation of synthetic covariates. The requirement on the generation of responses ensures that synthetic re-

sponses do not highly skew towards one side of the domain \mathcal{Y} . In logistic regression, this requirement becomes the same as in Condition 1 if we take $\varsigma = 0.5$.

Under these conditions, we can establish the following results for GLM: (1) the MAP estimate $\hat{\beta}_M^G$ exists and is unique; (2) the MAP estimator is stable against finite M in the sense that $\|\hat{\beta}_M^G - \hat{\beta}_\infty^G\|^2 = O_p\left(\frac{p}{M\gamma^2}\right)$; (3) in the regime that p diverges but $p/n \rightarrow 0$, the MAP estimator is consistent in the sense that $\|\hat{\beta}_M^G - \beta_0\|^2 = O_p(p/n)$ under Condition 3, Condition 4, and $\mathbb{E}\|\text{Var}(Y_i|\mathbf{X}_i)X_i\|^2 \leq C_2p$ for some universal constant $C_2 > 0$; (4) in the linear asymptotic regime, $\|\hat{\beta}_M^G\|_2$ is bounded with high probability; (5) under Gaussian design, we precisely characterize the asymptotic behaviour of the MAP estimator, which roughly states that $\hat{\beta}_M^G \approx \alpha_G\beta_0 + p^{-1/2}\sigma_G\mathbf{Z}$, where \mathbf{Z} is a standard normal vector and α_G and σ_G are constants similar to the ones in (5). The details and proofs of these results are presented in Appendix B.

7. Discussion. This paper studies the theoretical properties of the maximum a posteriori (MAP) estimator under a catalytic prior. This is a regularized maximum likelihood estimator whose regularization term is based on synthetic data. Our analyses apply to logistic regression and other generalized linear models under some regularity conditions. We establish the existence and uniqueness of the MAP estimator, and show it is stable against the random synthetic data. Additionally, we also investigate the large-sample properties of the MAP estimator with both the sample size n and the dimension p diverging to infinity. We show that it achieves the minimax optimal rate for estimation if the tuning parameter τ is chosen proportional to p . Furthermore, we establish a precise characterization of the asymptotic behavior of the MAP estimator when p/n converges to a constant. This result clarifies the roles of the hyper-parameters of the catalytic prior, namely, the tuning parameter τ and the synthetic sample size M , in the asymptotic performance of the MAP estimator. We extend our analysis to the regularized MLE using informative auxiliary data, which is a simple but effective transfer learning approach. Our results reveal how useful information contained in auxiliary data leads to improved inference. On the methodology front, we propose estimation methods for the key quantities that govern the asymptotic behavior of the MAP estimator and we apply our theory to tune the value of τ , construct confidence intervals, and select important variables.

There are some open questions related to the findings in this paper.

1. Our numerical experiments suggest that the precise asymptotic characterization given in Theorem 4.3 and Theorem 4.5 continues to hold if the Gaussian design condition is replaced by a moment condition. Although it seems promising to establish this universality thanks to recent developments in the literature, it is technically challenging and beyond the scope of the current work.
2. Our precise asymptotic characterization requires independence between the synthetic data and the observed data. It will be interesting to develop a theory to relax this requirement.
3. When informative auxiliary data from multiple sources are available for constructing the estimator, the asymptotic behavior may be characterized by extending Theorem 4.5. Our proving strategy may be useful, but a direct extension will make the system of equations too complicated. Exploring this extension requires further efforts.
4. The idea of regularizing the MLE by synthetic data can be generalized to other M-estimation methods for general models and our analysis will shed light on future developments.
5. Our estimator of the signal strength is numerically accurate, yet there is no theoretical guarantee. It would be interesting to investigate its consistency.

Acknowledgments. D. Huang was partially supported by NUS Start-up Grant A-0004824-00-0 and Singapore Ministry of Education AcRF Tier 1 Grant A-8000466-00-00.

REFERENCES

- ALBERT, A. and ANDERSON, J. A. (1984). On the existence of maximum likelihood estimates in logistic regression models. *Biometrika* **71** 1–10.
- BASTANI, H. (2021). Predicting with proxies: Transfer learning in high dimension. *Management Science* **67** 2964–2984.
- BAYATI, M. and MONTANARI, A. (2011). The dynamics of message passing on dense graphs, with applications to compressed sensing. *IEEE Transactions on Information Theory* **57** 764–785.
- BENJAMINI, Y. and HOCHBERG, Y. (1995). Controlling the false discovery rate: a practical and powerful approach to multiple testing. *Journal of the Royal statistical society: series B (Methodological)* **57** 289–300.
- BENJAMINI, Y. and YEKUTIELI, D. (2001). The control of the false discovery rate in multiple testing under dependency. *Annals of statistics* 1165–1188.
- BERINDE, V. and TAKENS, F. (2007). *Iterative approximation of fixed points* **1912**. Springer.
- BICKEL, P. J., LI, B., TSYBAKOV, A. B., VAN DE GEER, S. A., YU, B., VALDÉS, T., RIVERO, C., FAN, J. and VAN DER VAART, A. (2006). Regularization in statistics. *Test* **15** 271–344.
- BIRNBAUM, A. (1962). On the foundations of statistical inference. *Journal of the American Statistical Association* **57** 269–306.
- BOUCHERON, S., LUGOSI, G. and MASSART, P. (2013). *Concentration Inequalities: A Nonasymptotic Theory of Independence*. Oxford University Press. <https://doi.org/10.1093/acprof:oso/9780199535255.001.0001>
- CANDÈS, E. J. and SUR, P. (2020). The phase transition for the existence of the maximum likelihood estimate in high-dimensional logistic regression. *The Annals of Statistics* **48** 27–42.
- CELENTANO, M., MONTANARI, A. and WEI, Y. (2023). The lasso with general gaussian designs with applications to hypothesis testing. *The Annals of Statistics* **51** 2194–2220.
- CHEN, K., HU, I. and YING, Z. (1999). Strong consistency of maximum quasi-likelihood estimators in generalized linear models with fixed and adaptive designs. *The Annals of Statistics* **27** 1155–1163.
- CHEN, M.-H., IBRAHIM, J. G. and SHAO, Q.-M. (2000). Power prior distributions for generalized linear models. *Journal of Statistical Planning and Inference* **84** 121–137.
- CHEN, X., ADITYAN, GUNTUBOYINA and ZHANG, Y. (2016). On Bayes Risk Lower Bounds. *Journal of Machine Learning Research* **17** 1–58.
- COVER, T. M. and THOMAS, J. A. (2012). *Elements of Information Theory*. John Wiley & Sons.
- DAI, C., LIN, B., XING, X. and LIU, J. S. (2023a). A scale-free approach for false discovery rate control in generalized linear models. *Journal of the American Statistical Association* 1–15.
- DAI, C., LIN, B., XING, X. and LIU, J. S. (2023b). False discovery rate control via data splitting. *Journal of the American Statistical Association* **118** 2503–2520.
- DANSKIN, J. M. (1966). The theory of max-min, with applications. *SIAM Journal on Applied Mathematics* **14** 641–664.
- DEMPSTER, A. P. (1968). A generalization of Bayesian inference. *Journal of the Royal Statistical Society: Series B (Methodological)* **30** 205–232.
- DENG, Z., KAMMOUN, A. and THRAMOULIDIS, C. (2022). A model of double descent for high-dimensional binary linear classification. *Information and Inference: A Journal of the IMA* **11** 435–495.
- DONOHO, D. L., MALEKI, A. and MONTANARI, A. (2009). Message-passing algorithms for compressed sensing. *Proceedings of the National Academy of Sciences* **106** 18914–18919.
- DONOHO, D. and MONTANARI, A. (2016). High dimensional robust m-estimation: Asymptotic variance via approximate message passing. *Probability Theory and Related Fields* **166** 935–969.
- EL KAROUI, N. (2018). On the impact of predictor geometry on the performance on high-dimensional ridge-regularized generalized robust regression estimators. *Probability Theory and Related Fields* **170** 95–175.
- EL KAROUI, N., BEAN, D., BICKEL, P. J., LIM, C. and YU, B. (2013). On robust regression with high-dimensional predictors. *Proceedings of the National Academy of Sciences* **110** 14557–14562.
- FAHRMEIR, L. and KAUFMANN, H. (1985). Consistency and asymptotic normality of the maximum likelihood estimator in generalized linear models. *The Annals of Statistics* **13** 342–368.
- FAN, J. and SONG, R. (2010). SURE INDEPENDENCE SCREENING IN GENERALIZED LINEAR MODELS WITH NP-DIMENSIONALITY. *The Annals of Statistics* **38** 3567–3604.
- HAN, Q. and SHEN, Y. (2023). Universality of regularized regression estimators in high dimensions. *The Annals of Statistics* **51** 1799–1823.
- HASTIE, T., TIBSHIRANI, R. and FRIEDMAN, J. (2009). *The Elements of Statistical Learning: Data Mining, Inference, and Prediction*. Springer Science & Business Media.

- HE, X. and SHAO, Q.-M. (2000). On parameters of increasing dimensions. *Journal of multivariate analysis* **73** 120–135.
- HUANG, D., STEIN, N., RUBIN, D. B. and KOU, S. (2020). Catalytic prior distributions with application to generalized linear models. *Proceedings of the National Academy of Sciences* **117** 12004–12010.
- HUANG, D., WANG, F., RUBIN, D. B. and KOU, S. (2022). Catalytic Priors: Using Synthetic Data to Specify Prior Distributions in Bayesian Analysis. *arXiv preprint arXiv:2208.14123*.
- IBRAHIM, J. G. and CHEN, M.-H. (2000). Power prior distributions for regression models. *Statistical Science* **46**–60.
- IBRAHIM, J. G., CHEN, M.-H. and SINHA, D. (2003). On optimality properties of the power prior. *Journal of the American Statistical Association* **98** 204–213.
- JAVANMARD, A. and SOLTANOLKOTABI, M. (2022). Precise statistical analysis of classification accuracies for adversarial training. *The Annals of Statistics* **50** 2127–2156.
- KONIS, K. (2007). Linear programming algorithms for detecting separated data in binary logistic regression models, PhD thesis, University of Oxford.
- LAI, T. L. and WEI, C. Z. (1982). Least squares estimates in stochastic regression models with applications to identification and control of dynamic systems. *The Annals of Statistics* **10** 154–166.
- LEE, K.-Y. and COURTADE, T. A. (2020). Linear models are most favorable among generalized linear models. In *2020 IEEE International Symposium on Information Theory (ISIT)* 1213–1218. IEEE.
- LI, S., CAI, T. T. and LI, H. (2022). Transfer learning for high-dimensional linear regression: Prediction, estimation and minimax optimality. *Journal of the Royal Statistical Society Series B: Statistical Methodology* **84** 149–173.
- LI, S., CAI, T. T. and LI, H. (2023). Transfer learning in large-scale gaussian graphical models with false discovery rate control. *Journal of the American Statistical Association* **118** 2171–2183.
- LI, W. and HUANG, D. (2023). Bayesian inference on Cox regression models using catalytic prior distributions. *arXiv preprint arXiv:2312.01411*.
- LI, S., ZHANG, L., CAI, T. T. and LI, H. (2023). Estimation and inference for high-dimensional generalized linear models with knowledge transfer. *Journal of the American Statistical Association* 1–12.
- LIANG, H. and DU, P. (2012). Maximum likelihood estimation in logistic regression models with a diverging number of covariates. *Electronic Journal of Statistics* **6** 1838–1846.
- MCDIARMID, C. et al. (1989). On the method of bounded differences. *Surveys in combinatorics* **141** 148–188.
- ORTEGA, J. and RHEINBOLDT, W. (1970). *Iterative Solution of Nonlinear Equations in Several Variables* **30**. SIAM.
- PORTNOY, S. (1984). Asymptotic behavior of M-estimators of p regression parameters when $p/2n$ is large. I. Consistency. *The Annals of Statistics* 1298–1309.
- PORTNOY, S. (1988). Asymptotic behavior of likelihood methods for exponential families when the number of parameters tends to infinity. *The Annals of Statistics* 356–366.
- PRATT, J. W., RAIFFA, H. and SCHLAIFER, R. (1964). The foundations of decision under uncertainty: An elementary exposition. *Journal of the American statistical association* **59** 353–375.
- REEVE, H. W., CANNINGS, T. I. and SAMWORTH, R. J. (2021). Adaptive transfer learning. *The Annals of Statistics* **49** 3618–3649.
- ROCKAFELLAR, R. T. and WETS, R. J.-B. (2009). *Variational analysis* **317**. Springer Science & Business Media.
- SALEHI, F., ABBASI, E. and HASSIBI, B. (2019). The impact of regularization on high-dimensional logistic regression. *Advances in Neural Information Processing Systems* **32**.
- SHERMAN, J. and MORRISON, W. J. (1950). Adjustment of an inverse matrix corresponding to a change in one element of a given matrix. *The Annals of Mathematical Statistics* **21** 124–127.
- SILVAPULLE, M. J. and BURRIDGE, J. (1986). Existence of maximum likelihood estimates in regression models for grouped and ungrouped data. *Journal of the Royal Statistical Society: Series B (Methodological)* **48** 100–106.
- SION, M. (1958). On general minimax theorems. *Pacific J. Math.* **8** 171–176.
- SUR, P. and CANDÈS, E. J. (2019). A modern maximum-likelihood theory for high-dimensional logistic regression. *Proceedings of the National Academy of Sciences* **116** 14516–14525.
- SUR, P., CHEN, Y. and CANDÈS, E. J. (2019). The likelihood ratio test in high-dimensional logistic regression is asymptotically a rescaled chi-square. *Probability theory and related fields* **175** 487–558.
- TAHERI, H., PEDARSANI, R. and THRAMOULIDIS, C. (2020). Sharp asymptotics and optimal performance for inference in binary models. In *International Conference on Artificial Intelligence and Statistics* 3739–3749. PMLR.
- THRAMOULIDIS, C. (2016). Recovering structured signals in high dimensions via non-smooth convex optimization: Precise performance analysis, PhD thesis, California Institute of Technology.

- THRAMOULIDIS, C., ABBASI, E. and HASSIBI, B. (2018). Precise error analysis of regularized M -estimators in high dimensions. *IEEE Transactions on Information Theory* **64** 5592–5628.
- THRAMOULIDIS, C., OYMAK, S. and HASSIBI, B. (2014). The Gaussian min-max theorem in the presence of convexity. *arXiv preprint arXiv:1408.4837*.
- THRAMOULIDIS, C., OYMAK, S. and HASSIBI, B. (2015). Regularized linear regression: A precise analysis of the estimation error. In *Conference on Learning Theory* 1683–1709. PMLR.
- TIAN, Y. and FENG, Y. (2023). Transfer learning under high-dimensional generalized linear models. *Journal of the American Statistical Association* **118** 2684–2697.
- TORREY, L. and SHAFLIK, J. (2010). Transfer learning. In *Handbook of research on machine learning applications and trends: algorithms, methods, and techniques* 242–264. IGI global.
- VAN DE GEER, S. A. (2008). High-dimensional generalized linear models and the lasso. *Annals of statistics* **36** 614–645.
- VERSHYNIN, R. (2010). Introduction to the non-asymptotic analysis of random matrices. *arXiv preprint arXiv:1011.3027*.
- WAINWRIGHT, M. J. (2014). Structured regularizers for high-dimensional problems: Statistical and computational issues. *Annual Review of Statistics and Its Application* **1** 233–253.
- WAINWRIGHT, M. J. (2019). *High-dimensional statistics: A non-asymptotic viewpoint* **48**. Cambridge university press.
- WANG, L. (2011). GEE analysis of clustered binary data with diverging number of covariates. *Annals of Statistics* **39** 389–417.
- ZHANG, H. and LI, H. (2023). Transfer Learning with Random Coefficient Ridge Regression. *arXiv preprint arXiv:2306.15915*.
- ZHAO, Q. (2020). Glmhd: Statistical inference in high-dimensional binary regression R package version 0.0.0.9000.
- ZHAO, Q., SUR, P. and CANDÈS, E. J. (2022). The asymptotic distribution of the MLE in high-dimensional logistic models: Arbitrary covariance. *Bernoulli* **28** 1835–1861.

SUPPLEMENTARY MATERIALS

This supplementary material includes all proofs of the theorems in the main text and more simulation results as well as the extension of results to the generalized linear model. The contents are organized as follows.

Appendix A provides the proofs for the theorems in the main text. Section A.1 provides the proof of Theorem 2.1. Section A.2 provides the proof of Theorem 2.2. Section A.3 provides the proof of Theorem 3.1. In Section A.4, we prove the Theorem 4.1. Section A.5 contains the proof for Theorem 4.3 and 4.3. Section A.6 provides a conjecture for the MAP under population catalytic prior when we know source data-generating distribution. Section A.7 provides the proof for the limiting value of predictive deviance and generalization error given in Section 4.2.

Section B extends the theorem presented in the main text to the Generalized Linear Model setting and includes the proof of this extension.

Section C provides additional numerical experiments. For detailed information, please refer to this section.

APPENDIX A: PROOF

A.1. Proof of Theorem 2.1. We prove the existence of the MAP estimate. Recall $\rho(t) = \log(1 + \exp(t))$. Using an elementary identity that $yt - \rho(1 + e^t) = -\log(1 + e^{(1-2y)t})$ for $y \in \{0, 1\}$ and $t \in \mathbb{R}$, we can express the MAP estimate using following optimization problem:

$$\hat{\beta}_M = \arg \max_{\beta \in \mathbb{R}^p} \sum_{i=1}^n \left(Y_i \mathbf{X}_i^\top \beta - \rho(\mathbf{X}_i^\top \beta) \right) + \frac{\tau}{M} \sum_{i=1}^M \left(Y_i^* \mathbf{X}_i^{*\top} \beta - \rho(\mathbf{X}_i^{*\top} \beta) \right)$$

$$= \arg \min_{\boldsymbol{\beta} \in \mathbb{R}^p} \underbrace{\sum_{i=1}^n \log \left(1 + \exp(-2Y_i - 1) \mathbf{X}_i^\top \boldsymbol{\beta} \right) + \frac{\tau}{M} \sum_{i=1}^M \log \left(1 + \exp(-(2Y_i^* - 1) \mathbf{X}_i^{*\top} \boldsymbol{\beta}) \right)}_{\stackrel{\text{Def.}}{=} Q(\boldsymbol{\beta})}.$$

Noted that $Q(\mathbf{0}) = (n + \tau) \log 2$. Our goal is to demonstrate that the norm of the optima is finite. For any $\mathbf{e} \in \mathbb{S}^{p-1}$, define

$$\kappa(\mathbf{e}) := \min_{i \in [M]} (2Y_i^* - 1) \mathbf{X}_i^{*\top} \mathbf{e},$$

which is a continuous function over \mathbb{S}^{p-1} . Given that the synthetic data set $\{(\mathbf{X}_i^*, Y_i^*)\}_{i=1}^M$ is not separable, we have $\kappa(\mathbf{e}) < 0$. Based on Extreme Value Theorem and compactness of \mathbb{S}^{p-1} , $\kappa(\mathbf{e})$ attains its maximum over \mathbb{S}^{p-1} , denoted by ι . We have $\iota < 0$.

Let $c_0 = \frac{M}{\tau(-\iota)} \cdot (n + \tau) \log 2$. For any $\boldsymbol{\beta}_1 \in \mathbb{R}^p \setminus \{\mathbf{0}\}$, there exists some $j \in [M]$ such that $(2Y_j^* - 1) \mathbf{X}_j^{*\top} \boldsymbol{\beta}_1 < 0$. Take \tilde{j} such that $(2Y_{\tilde{j}}^* - 1) \mathbf{X}_{\tilde{j}}^{*\top} \boldsymbol{\beta}_1 = \min_j (2Y_j^* - 1) \mathbf{X}_j^{*\top} \boldsymbol{\beta}_1 \leq \iota < 0$. For any $c > c_0$, we have

$$\begin{aligned} Q(c\boldsymbol{\beta}_1 / \|\boldsymbol{\beta}_1\|_2) &> \frac{\tau}{M} \log(1 + \exp(-c(2Y_{\tilde{j}}^* - 1) \mathbf{X}_{\tilde{j}}^\top \frac{\boldsymbol{\beta}_1}{\|\boldsymbol{\beta}_1\|_2})) \\ &> c \frac{\tau}{M} [-(2Y_{\tilde{j}}^* - 1) \mathbf{X}_{\tilde{j}}^\top \frac{\boldsymbol{\beta}_1}{\|\boldsymbol{\beta}_1\|_2}] \\ &> c \frac{\tau}{M} [-\iota] \\ &> (n + \tau) \log 2 = Q(\mathbf{0}), \end{aligned}$$

where the first two inequalities are due to $\log(1 + \exp(t)) \geq \max(0, t)$ for all $t \in \mathbb{R}$, the third inequality is due to the definition of ι and \tilde{j} , and the last inequality is because $c > c_0$. This suggests that the trivial estimator $\mathbf{0}$ results in a smaller loss compared to any other $\boldsymbol{\beta}_1$ with norm larger than c_0 . Therefore, the norm of the optima must be no larger than c_0 .

The uniqueness of the optima is guaranteed by the strict convexity of $Q(\boldsymbol{\beta})$, which can be verified straightforwardly by confirming that the Hessian matrix of $Q(\boldsymbol{\beta})$ is positive definite since the synthetic covariate matrix is full rank.

A.2. Proof of Theorem 2.2. We prove the stability of the MAP estimator against the finite synthetic sample size M .

A.2.1. *Proof of Theorem 2.2 (i).* The result to be proved states that the smallest eigenvalue of $\mathbb{E}(\rho''(\mathbf{X}^{*\top} \boldsymbol{\beta}) \mathbf{X}^* \mathbf{X}^{*\top})$ can be bounded away from 0. We reformulate the result as the following lemma.

LEMMA A.1. *Suppose Condition 1 holds and L is any positive number. For any $\boldsymbol{\beta} \in \mathbb{R}^p$ with bounded norm $\|\boldsymbol{\beta}\|_2 \leq L$, it holds that*

$$\mathbb{E} \left(\rho''(\mathbf{X}^{*\top} \boldsymbol{\beta}) \mathbf{X}^* \mathbf{X}^{*\top} \right) \succcurlyeq C_L I_p$$

where C_L is a positive constant that depends on L and the constant B_1 in Condition 1.

PROOF OF LEMMA A.1. It suffices to show that for any $\|\mathbf{v}\|_2 = 1$, $\mathbf{v}^\top \mathbb{E}(\rho''(\mathbf{X}^{*\top} \boldsymbol{\beta}) \mathbf{X}^* \mathbf{X}^{*\top}) \mathbf{v} \geq C_L$.

Under Condition 1, we have two facts: (1) $\text{Var}(\mathbf{X}^{*\top} \boldsymbol{\beta}) \leq L^2$, and (2) there exist two positive constants η_0 and ρ_0 such that $\mathbb{P}(|\mathbf{X}^{*\top} \mathbf{v}| > \eta_0) \geq \rho_0$. The second fact follows from [Huang](#)

et al. (2020, Theorem 5.7). By Chebyshev's inequality, we have $\mathbb{P}(|\mathbf{X}^{*\top} \boldsymbol{\beta}| > L/\sqrt{\rho_0/2}) \leq \rho_0 \text{Var}(\mathbf{X}^{*\top} \boldsymbol{\beta})/(2L^2) \leq \rho_0/2$ using the first fact. We can then derive as follows:

$$\begin{aligned}
& \mathbf{v}^\top \mathbb{E} \left(\rho''(\mathbf{X}^{*\top} \boldsymbol{\beta}) \mathbf{X}^* \mathbf{X}^{*\top} \right) \mathbf{v} \\
&= \mathbb{E} \left(\rho''(\mathbf{X}^{*\top} \boldsymbol{\beta}) (\mathbf{X}^{*\top} \mathbf{v})^2 \right) \\
&\geq \mathbb{E} \left(\rho''(\mathbf{X}^{*\top} \boldsymbol{\beta}) (\mathbf{X}^{*\top} \mathbf{v})^2 \mathbf{1}_{\{|\mathbf{X}^{*\top} \boldsymbol{\beta}| \leq L/\sqrt{\rho_0/2}, |\mathbf{X}^{*\top} \mathbf{v}| > \eta_0\}} \right) \\
&\geq \rho''(L/\sqrt{\rho_0/2}) \eta_0^2 \mathbb{P} \left(|\mathbf{X}^{*\top} \boldsymbol{\beta}| \leq L/\sqrt{\rho_0/2}, |\mathbf{X}^{*\top} \mathbf{v}| > \eta_0 \right) \\
&\geq \rho''(L/\sqrt{\rho_0/2}) \eta_0^2 \left[\mathbb{P}(|\mathbf{X}^{*\top} \mathbf{v}| > \eta_0) - \mathbb{P}(|\mathbf{X}^{*\top} \boldsymbol{\beta}| > L/\sqrt{\rho_0/2}) \right] \\
&\geq \rho''(L/\sqrt{\rho_0/2}) \eta_0^2 \frac{\rho_0}{2},
\end{aligned}$$

where the second inequality is because $\rho''(t) = \rho''(-t)$ and $\rho''(\cdot)$ is decreasing on $[0, \infty)$, the third inequality is because $\mathbb{P}(A \cap B) = \mathbb{P}(B) - \mathbb{P}(B \cap A^c) \geq \mathbb{P}(B) - \mathbb{P}(A^c)$. By taking $C_L = \frac{\rho_0 \eta_0^2}{2} \rho''(L/\sqrt{\rho_0/2})$, we proved Lemma A.1. \square

A.2.2. *Proof of Theorem 2.2 (ii).* To quantify the difference between the two equations (3) and (4), we introduce

$$\delta_M(\boldsymbol{\beta}) := \mathbb{E} \left(Y^* \mathbf{X}^{*\top} \boldsymbol{\beta} - \rho(\mathbf{X}^{*\top} \boldsymbol{\beta}) \right) - \frac{1}{M} \sum_{i \leq M} \left(Y_i^* \mathbf{X}_i^{*\top} \boldsymbol{\beta} - \rho(\mathbf{X}_i^{*\top} \boldsymbol{\beta}) \right),$$

which plays an important role in proving Theorem 2.2 (ii). Note that Theorem 2.2 (ii) is implied by the following two statements:

Result 1. There is some $\tilde{\boldsymbol{\beta}}$ lies between $\hat{\boldsymbol{\beta}}_M$ and $\hat{\boldsymbol{\beta}}_\infty$ such that

$$\|\hat{\boldsymbol{\beta}}_M - \hat{\boldsymbol{\beta}}_\infty\|^2 \leq \frac{\tau^2}{(\lambda_n + \tau\gamma)^2} \|\nabla \delta_M(\tilde{\boldsymbol{\beta}})\|^2,$$

where ∇ denote the gradient w.r.t to $\boldsymbol{\beta}$.

Result 2. If $\sup_{i \in [M]} \|\mathbf{X}_i^*\|^2 \leq V_X^2$ holds a.s., then for any positive C , it holds that

$$(19) \quad \mathbb{P} \left(\sup_{\boldsymbol{\beta} \in \mathbb{R}^p} \|\nabla \delta_M(\boldsymbol{\beta})\| \geq (C+1) \frac{2V_X}{\sqrt{M}} \right) \leq e^{-2C^2},$$

where the probability \mathbb{P} is regarding the random synthetic data.

Note that in the theorem, we have used the fact that $V_X \leq \sqrt{pB_1}$, which is implied by Condition 1.

We begin with proving Result 1. To simplify the expressions of the two objective functions in (3) and (4), we define

$$\begin{aligned}
g_1(\boldsymbol{\beta}) &= \sum_{i=1}^n \left[Y_i \mathbf{X}_i^\top \boldsymbol{\beta} - \rho(\mathbf{X}_i^\top \boldsymbol{\beta}) \right], \\
g_2(\boldsymbol{\beta}) &= \frac{1}{M} \sum_{i=1}^M \left[Y_i^* \mathbf{X}_i^{*\top} \boldsymbol{\beta} - \rho(\mathbf{X}_i^{*\top} \boldsymbol{\beta}) \right], \\
g_3(\boldsymbol{\beta}) &= \mathbb{E} \left[Y^* \mathbf{X}^{*\top} \boldsymbol{\beta} - \rho(\mathbf{X}^{*\top} \boldsymbol{\beta}) \right].
\end{aligned}$$

By definition, we have $\delta_M(\boldsymbol{\beta}) = g_3(\boldsymbol{\beta}) - g_2(\boldsymbol{\beta})$. The two estimators can be expressed as

$$\widehat{\boldsymbol{\beta}}_M = \arg \max_{\boldsymbol{\beta} \in \mathbb{R}^p} g_1(\boldsymbol{\beta}) + \tau g_2(\boldsymbol{\beta}),$$

$$\widehat{\boldsymbol{\beta}}_\infty = \arg \max_{\boldsymbol{\beta} \in \mathbb{R}^p} g_1(\boldsymbol{\beta}) + \tau g_3(\boldsymbol{\beta}).$$

Based on the Taylor expansion and the first order optimality, we have

$$(20) \quad g_1(\widehat{\boldsymbol{\beta}}_\infty) + \tau g_2(\widehat{\boldsymbol{\beta}}_\infty) = g_1(\widehat{\boldsymbol{\beta}}_M) + \tau g_2(\widehat{\boldsymbol{\beta}}_M) + (\widehat{\boldsymbol{\beta}}_M - \widehat{\boldsymbol{\beta}}_\infty)^\top \left[\nabla^2 g_1(\tilde{\boldsymbol{\beta}}_1) + \tau \nabla^2 g_2(\tilde{\boldsymbol{\beta}}_1) \right] (\widehat{\boldsymbol{\beta}}_M - \widehat{\boldsymbol{\beta}}_\infty)$$

$$(21) \quad g_1(\widehat{\boldsymbol{\beta}}_M) + \tau g_3(\widehat{\boldsymbol{\beta}}_M) = g_1(\widehat{\boldsymbol{\beta}}_\infty) + \tau g_3(\widehat{\boldsymbol{\beta}}_\infty) + (\widehat{\boldsymbol{\beta}}_M - \widehat{\boldsymbol{\beta}}_\infty)^\top \left[\nabla^2 g_1(\tilde{\boldsymbol{\beta}}_2) + \tau \nabla^2 g_3(\tilde{\boldsymbol{\beta}}_2) \right] (\widehat{\boldsymbol{\beta}}_M - \widehat{\boldsymbol{\beta}}_\infty)$$

for some $\tilde{\boldsymbol{\beta}}_1, \tilde{\boldsymbol{\beta}}_2$ lie between $\widehat{\boldsymbol{\beta}}_\infty$ and $\widehat{\boldsymbol{\beta}}_M$. Adding Eq.(20) and Eq.(21) together and perform Taylor expansion on $\delta_M(\boldsymbol{\beta})$, we have

$$\begin{aligned} & \tau \nabla \delta_M(\bar{\boldsymbol{\beta}})^\top (\widehat{\boldsymbol{\beta}}_M - \widehat{\boldsymbol{\beta}}_\infty) \\ &= (\widehat{\boldsymbol{\beta}}_M - \widehat{\boldsymbol{\beta}}_\infty)^\top \left[\nabla^2 g_1(\tilde{\boldsymbol{\beta}}_2) + \tau \nabla^2 g_3(\tilde{\boldsymbol{\beta}}_2) + \nabla^2 g_1(\tilde{\boldsymbol{\beta}}_1) + \tau \nabla^2 g_2(\tilde{\boldsymbol{\beta}}_1) \right] (\widehat{\boldsymbol{\beta}}_M - \widehat{\boldsymbol{\beta}}_\infty) \end{aligned}$$

for some $\bar{\boldsymbol{\beta}}$ lies between $\widehat{\boldsymbol{\beta}}_M$ and $\widehat{\boldsymbol{\beta}}_\infty$.

Under the condition of the theorem, both $\widehat{\boldsymbol{\beta}}_M$ and $\widehat{\boldsymbol{\beta}}_\infty$ lie in the ball \mathcal{B}_L , so do $\tilde{\boldsymbol{\beta}}_1, \tilde{\boldsymbol{\beta}}_2$. Furthermore, by the definitions of λ_n and γ and using the Cauchy-Schwarz inequality, we have

$$\tau \|\nabla \delta_M(\bar{\boldsymbol{\beta}})\|_2 \|\widehat{\boldsymbol{\beta}}_M - \widehat{\boldsymbol{\beta}}_\infty\|_2 \geq (\lambda_n + \tau\gamma) \|\widehat{\boldsymbol{\beta}}_M - \widehat{\boldsymbol{\beta}}_\infty\|_2^2$$

which complete the proof of Result 1.

We next prove the inequality (19) in Result 2. Since $\widehat{\boldsymbol{\beta}}_\infty$ does not depend on the realization of synthetic data, we view $\widehat{\boldsymbol{\beta}}_\infty$ as fixed in this part. We aim to provide a bound on

$$Z := \sup_{\boldsymbol{\beta} \in \mathbb{R}^p} \|\nabla \delta_M(\boldsymbol{\beta})\|.$$

Our strategy is to bound $\mathbb{E}(Z)$ and then bound the difference between Z and $\mathbb{E}(Z)$. These are summarized in the following two lemmas.

LEMMA A.2. *Suppose Condition 1 holds and $\|\mathbf{X}_i^*\|^2 \leq V_X^2$ for all $i \leq M$, then*

$$\mathbb{E}(Z) \leq \frac{2V_X}{\sqrt{M}}$$

LEMMA A.3. *Suppose Condition 1 holds and $\|\mathbf{X}_i^*\|^2 \leq V_X^2$ for all $i \leq M$. For any $C > 0$, it holds that*

$$\mathbb{P} \left(Z - \mathbb{E}(Z) \geq C \frac{2V_X}{\sqrt{M}} \right) \leq e^{-2C^2}.$$

Based on Lemma A.2 and Lemma A.3, we conclude that

$$\mathbb{P} \left(Z \geq (C+1) \frac{2V_X}{\sqrt{M}} \right) \leq e^{-2C^2},$$

which is the desired Result 2.

The rest of this section is devoted to prove Lemma A.2 and Lemma A.3. These results are proved by utilizing three classical lemmas in the literature of empirical processes and concentration of measures, which are presented below for completeness. A random variable ϵ is called Rademacher if $\mathbb{P}(\epsilon = 1) = \mathbb{P}(\epsilon = -1) = 1/2$.

LEMMA A.4. (*Symmetrization theorem, Theorem A.2 in Van de Geer (2008)*). Let U_1, \dots, U_n be independent random variables with values in some space \mathcal{U} , and let $\epsilon_1, \dots, \epsilon_n$ be a Rademacher sequence independent of U_1, \dots, U_n . Let Γ be a class of real-valued functions on \mathcal{U} . Then

$$\mathbb{E} \left(\sup_{\gamma \in \Gamma} \left| \sum_{i=1}^n \{\gamma(U_i) - \mathbb{E}\gamma(U_i)\} \right| \right) \leq 2\mathbb{E} \left(\sup_{\gamma \in \Gamma} \left| \sum_{i=1}^n \epsilon_i \gamma(U_i) \right| \right).$$

LEMMA A.5 (Contraction theorem, Theorem 11.5 in Boucheron, Lugosi and Massart (2013)). Let x_1, \dots, x_n be vectors whose real-valued components are indexed by \mathcal{T} , that is, $x_i = (x_{i,s})_{s \in \mathcal{T}}$. Let $\alpha_i \in [0, 1]$ for $i = 1, \dots, n$. Let $\epsilon_1, \dots, \epsilon_n$ be independent Rademacher random variables. Then

$$\mathbf{E} \sup_{s \in \mathcal{T}} \sum_{i=1}^n \epsilon_i \alpha_i x_{i,s} \leq \mathbf{E} \sup_{s \in \mathcal{T}} \sum_{i=1}^n \epsilon_i x_{i,s}.$$

LEMMA A.6. [*McDiarmid's inequality (McDiarmid et al., 1989)*] Let \mathcal{U} be some set and $\phi : \mathcal{U}^n \rightarrow \mathbb{R}$. We say ϕ satisfies the bounded difference condition if $\exists c_1, \dots, c_n \geq 0$ s.t. $\forall i, 1 \leq i \leq n$

$$\sup_{x_1, \dots, x_n, x'_i \in \mathcal{U}} \left| \phi(x_1, \dots, x_i, \dots, x_n) - \phi(x_1, \dots, x'_i, \dots, x_n) \right| \leq c_i$$

Let U_1, \dots, U_n be independent random variables with values in space \mathcal{U} and $\phi : \mathcal{U}^n \rightarrow \mathbb{R}$ satisfy the bounded difference condition. Then $\forall t > 0$

$$\Pr \{ \phi(U_1, \dots, U_n) - \mathbb{E}[\phi(U_1, \dots, U_n)] \geq t \} \leq e^{-\frac{2t^2}{\sum_{i=1}^n c_i^2}}$$

We are now ready to prove Lemma A.2 and Lemma A.3.

PROOF OF LEMMA A.2. Denote by $\mathcal{B}_1 = \{v \in \mathbb{R}^p : \|v\| \leq 1\}$. By the elementary identity that $\|u\| = \sup_{v \in \mathcal{B}_1} \{v^\top u\}$ for any $u \in \mathbb{R}^p$, we have

$$\begin{aligned} \mathbb{E} \left(\sup_{\beta \in \mathbb{R}^p} \|\nabla \delta_M(\beta)\| \right) &= \mathbb{E} \left(\sup_{\beta \in \mathbb{R}^p} \left\| \frac{1}{M} \sum_{i=1}^M \left[(Y_i^* - \rho'(\mathbf{X}_i^{*\top} \beta)) \mathbf{X}_i^* - \mathbb{E} (Y_i^* - \rho'(\mathbf{X}_i^{*\top} \beta)) \mathbf{X}_i^* \right] \right\| \right) \\ &= \mathbb{E} \left(\sup_{v \in \mathcal{B}_1, \beta \in \mathbb{R}^p} \frac{1}{M} \sum_{i=1}^M \left[(Y_i^* - \rho'(\mathbf{X}_i^{*\top} \beta)) v^\top \mathbf{X}_i^* - \mathbb{E} (Y_i^* - \rho'(\mathbf{X}_i^{*\top} \beta)) v^\top \mathbf{X}_i^* \right] \right) \\ &\leq 2\mathbb{E} \sup_{v \in \mathcal{B}_1, \beta \in \mathbb{R}^p} \frac{1}{M} \sum_{i=1}^M \epsilon_i v^\top \mathbf{X}_i^* (Y_i^* - \rho'(\mathbf{X}_i^{*\top} \beta)) \\ &\leq 2\mathbb{E} \sup_{v \in \mathcal{B}_1} \frac{1}{M} \sum_{i=1}^M \epsilon_i v^\top \mathbf{X}_i^* \\ &= 2\mathbb{E} \left\| \frac{1}{M} \sum_{i=1}^M \epsilon_i \mathbf{X}_i^* \right\| \\ &\leq 2 \frac{1}{M} \sqrt{\mathbb{E} \left\| \sum_{i=1}^M \epsilon_i \mathbf{X}_i^* \right\|^2} \leq \frac{2V_X}{\sqrt{M}} \end{aligned}$$

with the following reasons:

- the first inequality: apply Lemma A.4 with the random vectors $U_i = (Y_i^*, \mathbf{X}_i^*)$ and the function class $\Gamma = \{\gamma_{\beta, \mathbf{v}}(U_i) = (Y_i^* - \rho'(\mathbf{X}_i^{*\top} \beta)) \mathbf{v}^\top \mathbf{X}_i^* : \beta \in \mathbb{R}^p, \mathbf{v} \in \mathcal{B}_1\}$;
- the second inequality: we use Lemma A.5 together with the fact that $|Y_i^* - \rho'(\mathbf{X}_i^{*\top} \beta)| \leq 1$ for any i and $\beta \in \mathbb{R}^p$;
- the third inequality is due to the Cauchy-Schwarz inequality, and the last inequality is due to the independence between ϵ_i and \mathbf{X}_i^* .

□

PROOF OF LEMMA A.3. We are going to apply Lemma A.6. Let $U_i = (\mathbf{X}_i^*, Y_i^*)$. We write $Z = G(U_1, \dots, U_M)$ with the following definition

$$G(U_1, \dots, U_M) = \sup_{\beta \in \mathbb{R}^p} \left\| \frac{1}{M} \sum_{i=1}^M \left[(Y_i^* - \rho'(\mathbf{X}_i^{*\top} \beta)) \mathbf{X}_i^* - \mathbb{E} \left((Y_i^* - \rho'(\mathbf{X}_i^{*\top} \beta)) \mathbf{X}_i^* \right) \right] \right\|.$$

For any j , we consider any other possible replacement of U_j , denoted as $\tilde{U}_j = (\tilde{\mathbf{X}}_j^*, \tilde{Y}_j^*)$. We first derive a bound on the difference between $G(U_1, \dots, U_j, \dots, U_M)$ and $G(U_1, \dots, \tilde{U}_j, \dots, U_M)$ as follows:

$$\begin{aligned} & G(U_1, \dots, U_j, \dots, U_M) - G(U_1, \dots, \tilde{U}_j, \dots, U_M) \\ &= \sup_{\beta \in \mathbb{R}^p} \left\| \frac{1}{M} \sum_{i=1}^M \left[(Y_i^* - \rho'(\mathbf{X}_i^{*\top} \beta)) \mathbf{X}_i^* - \mathbb{E} \left((Y_i^* - \rho'(\mathbf{X}_i^{*\top} \beta)) \mathbf{X}_i^* \right) \right] \right\| - \\ & \quad \sup_{\beta \in \mathbb{R}^p} \left\| \frac{1}{M} \sum_{i=1, i \neq j}^M \left[(Y_i^* - \rho'(\mathbf{X}_i^{*\top} \beta)) \mathbf{X}_i^* + \frac{1}{M} (\tilde{Y}_j^* - \rho'(\tilde{\mathbf{X}}_j^{*\top} \beta)) \tilde{\mathbf{X}}_j^* - \mathbb{E} \left((Y_i^* - \rho'(\mathbf{X}_i^{*\top} \beta)) \mathbf{X}_i^* \right) \right] \right\| \\ &\leq \sup_{\beta \in \mathbb{R}^p} \left\| \frac{1}{M} \sum_{i=1}^M \left[(Y_i^* - \rho'(\mathbf{X}_i^{*\top} \beta)) \mathbf{X}_i^* - \mathbb{E} \left((Y_i^* - \rho'(\mathbf{X}_i^{*\top} \beta)) \mathbf{X}_i^* \right) \right] \right\| - \\ & \quad \left\| \frac{1}{M} \sum_{i=1, i \neq j}^M \left[(Y_i^* - \rho'(\mathbf{X}_i^{*\top} \beta)) \mathbf{X}_i^* + \frac{1}{M} (\tilde{Y}_j^* - \rho'(\tilde{\mathbf{X}}_j^{*\top} \beta)) \tilde{\mathbf{X}}_j^* - \mathbb{E} \left((Y_i^* - \rho'(\mathbf{X}_i^{*\top} \beta)) \mathbf{X}_i^* \right) \right] \right\| \\ &\leq \sup_{\beta \in \mathbb{R}^p} \left\| \frac{1}{M} (Y_j^* - \rho'(\mathbf{X}_j^{*\top} \beta)) \mathbf{X}_j^* - \frac{1}{M} (\tilde{Y}_j^* - \rho'(\tilde{\mathbf{X}}_j^{*\top} \beta)) \tilde{\mathbf{X}}_j^* \right\| \\ &\leq \frac{\|\mathbf{X}_j^*\| + \|\tilde{\mathbf{X}}_j^*\|}{M} \leq \frac{2V_X}{M}, \end{aligned}$$

where the justifications for the inequalities are

- the first inequality is due to $|\sup_x F_1(x) - \sup_x F_2(x)| \leq \sup_x |F_1(x) - F_2(x)|$;
- the second inequality is due to $\|\|\mathbf{v}\| - \|\mathbf{w}\|\| \leq \|\mathbf{v} - \mathbf{w}\|$;
- the third inequality: we used the elementary inequality $\|\mathbf{v} - \mathbf{w}\| \leq \|\mathbf{v}\| + \|\mathbf{w}\|$ and the fact that $|Y_i^* - \rho'(\mathbf{X}_i^{*\top} \beta)| \leq 1$.

Applying Lemma A.6 with $c_j = \frac{2V_X}{M}$ and $t = C \frac{2V_X}{\sqrt{M}}$, we have

$$\mathbb{P} \left(Z - \mathbb{E}(Z) \geq C \frac{2V_X}{\sqrt{M}} \right) \leq e^{-2C^2}.$$

□

A.3. Proof of Theorem 3.1. In this section, we establish the consistency of the MAP. Let $\mathbb{X} = [\mathbf{X}_1, \mathbf{X}_2, \dots, \mathbf{X}_n]^\top$ be the covariate matrix of the observed data.

We first show that Condition 3 holds almost surely if the observed covariates are i.i.d. samples from a sub-Gaussian distribution. The sub-gaussian norm of a random variable W is defined as $\|W\|_{\psi_2} = \sup_{t \geq 1} t^{-1/2} (\mathbb{E}|W|^t)^{1/t}$ and the sub-gaussian norm of a random vector \mathbf{W} is defined as $\|\mathbf{W}\|_{\psi_2} = \sup_{x \in \mathcal{S}^{n-1}} \|\langle \mathbf{W}, x \rangle\|_{\psi_2}$.

LEMMA A.7. *Suppose \mathbf{X}_i 's are i.i.d. sub-gaussian random vectors with covariance matrix Σ . We assume that the largest eigenvalue of Σ is upper bounded by $\lambda_{\Sigma}^+ < \infty$ and the smallest eigenvalue is lower bounded by $\lambda_{\Sigma}^- > 0$. Furthermore, the sub-gaussian norm of \mathbf{X}_i is upper bounded $K < \infty$. If $p/n \rightarrow 0$, then with probability 1, Condition 3 holds almost surely.*

PROOF. Without loss of generality, we assume $K = 1$ for convenience. We first show that there exists a positive constant c_3 , such that the inequalities in Condition 3 holds with probability exceeding $1 - n \exp(-c_3 n)$.

Following the Theorem 5.39 in Vershynin (2010), there are universal positive constants C'_1 and C'_2 such that for every $t \geq 0$, the following inequality holds for any subset $S \subset [n]$ with probability at least $1 - 2 \exp(-C'_1 t^2)$:

$$\left\| \frac{1}{|S|} \mathbb{X}_S^\top \mathbb{X}_S - \Sigma \right\| \leq \max(\delta, \delta^2) \|\Sigma\| \quad \text{where} \quad \delta = C'_2 \sqrt{\frac{p}{|S|}} + \frac{t}{\sqrt{|S|}}.$$

When this event holds, the smallest eigenvalue of $\mathbb{X}_S^\top \mathbb{X}_S$ is lower bounded by

$$|S| \lambda_{\Sigma}^- [1 - \max(\delta, \delta^2) \lambda_{\Sigma}^+ / \lambda_{\Sigma}^-]$$

and the largest eigenvalue is upper bounded by

$$|S| \lambda_{\Sigma}^+ [1 + \max(\delta, \delta^2)].$$

Since $p/n \rightarrow 0$, we can take c_3 small enough and n_0 large enough so that if $t = \sqrt{2c_3 n / C'_1}$, $|S| > n/2$, and $n > n_0$, then $\max(\delta, \delta^2) < \min[1, \lambda_{\Sigma}^- / (2\lambda_{\Sigma}^+)]$. If we choose the positive constant c_1 to be $\lambda_{\Sigma}^- / 4$ and c_2 to be $2\lambda_{\Sigma}^+$, then for any given $S \subseteq [n]$ with $|S| \geq n/2$, it holds that

$$\mathbb{P} \left\{ \lambda_{\min} \left(\sum_{i \in S} \mathbf{X}_i \mathbf{X}_i^\top \right) < c_1 n, \text{ or } \lambda_{\max} \left(\sum_{i \in S} \mathbf{X}_i \mathbf{X}_i^\top \right) > c_2 n, \right\} \leq 2 \exp(-2c_3 n).$$

Define $H(\epsilon) := -\epsilon \log \epsilon - (1 - \epsilon) \log(1 - \epsilon)$. We choose a positive ζ to be sufficiently small such that $H(\zeta) < c_3$ and $\zeta < 1/2$. By taking the union bound over subsets S with $|S| > (1 - \zeta)n$, we have

$$\begin{aligned} & \mathbb{P} \left\{ \exists S \subseteq [n] \text{ with } |S| \geq (1 - \zeta)n \text{ s.t. } \lambda_{\min} \left(\sum_{i \in S} \mathbf{X}_i \mathbf{X}_i^\top \right) < c_1 n \text{ or } \lambda_{\max} \left(\sum_{i \in S} \mathbf{X}_i \mathbf{X}_i^\top \right) > c_2 n, \right\} \\ & \leq \sum_{k=\lceil (1-\zeta)n \rceil}^n \binom{n}{k} 2 \exp(-2c_3 n) \\ & \leq \sum_{k=\lceil (1-\zeta)n \rceil}^n 2 \exp \left(nH\left(\frac{n-k}{n}\right) - 2c_3 n \right) \\ & \leq 2\zeta n \exp(nH(\zeta) - 2c_3 n) \\ & \leq n \exp(-c_3 n), \end{aligned}$$

where in the second inequality we use $\binom{n}{k} \leq e^{nH(k/n)}$ (Cover and Thomas, 2012, Example 11.1.3), the third inequality is due to the monotonicity of $H(\epsilon)$ for $\epsilon \in (0, 1/2)$, and the fourth is due to $H(\zeta) < c_3$ and $2\zeta < 1$.

Lastly, by the first Borel-Cantelli lemma and the fact that $\sum_n n e^{-c_3 n} < \infty$, for the above choices of c_1 , c_2 , and ζ , with probability 1, there exists a constant N_0 , such that for any $n \geq N_0$, the inequalities in Condition 3 holds. \square

Next, we first present two useful lemmas that will be used for proving Theorem 3.1.

LEMMA A.8. *Let c_2 be the constant in Condition 3. For any $\beta \in \mathbb{R}^p$ and any $C > 2$, define*

$$\mathcal{S}_C(\beta) := \left\{ i : \left| \mathbf{X}_i^\top \beta \right| \leq \sqrt{C c_2} \|\beta\| \right\}.$$

Under Condition 3, the cardinality of $\mathcal{S}_C(\beta)$ is uniformly bounded from below as

$$|\mathcal{S}_C(\beta)| \geq \left(1 - \frac{1}{C}\right)n, \quad \forall \beta.$$

PROOF OF LEMMA A.8. We first note that

$$\|\mathbb{X}\beta\|^2 \geq \sum_{i \notin \mathcal{S}_C(\beta)} \left| \mathbf{X}_i^\top \beta \right|^2 \geq (n - |\mathcal{S}_C(\beta)|) (\sqrt{C c_2} \|\beta\|)^2 = n \left(1 - \frac{|\mathcal{S}_C(\beta)|}{n}\right) C c_2 \|\beta\|^2.$$

Under Condition 3, we have

$$\|\mathbb{X}\beta\|^2 \leq c_2 n \|\beta\|^2, \quad \forall \beta.$$

Above two inequalities implies that

$$\left(1 - \frac{|\mathcal{S}_C(\beta)|}{n}\right) C \leq 1, \quad \forall \beta.$$

\square

Now we are ready to show $\|\widehat{\beta}_M - \beta_0\|^2 = O_p(p/n)$. We write the gradient of the objective function in (3) as

$$F(\beta) = \sum_{i=1}^n \left(Y_i - \rho'(\mathbf{X}_i^\top \beta) \right) \mathbf{X}_i + \frac{\tau}{M} \sum_{i=1}^M \left(Y_i^* - \rho'(\mathbf{X}_i^{*\top} \beta) \right) \mathbf{X}_i^*.$$

Then the point estimator $\widehat{\beta}_M$ is the root of $F(\beta) = 0$. Based on Ortega and Rheinboldt (1970, Result 6.3.4), it suffices to show that for any $\epsilon > 0$, there is some constant $\tilde{B} > 0$ such that $(\beta - \beta_0)^\top F(\beta) < 0$ for all β satisfies $\|\beta - \beta_0\|^2 = \tilde{B}p/n$ with probability $1 - 2\epsilon$.

By Taylor's theorem with integral remainder, we have

$$\rho'(\mathbf{X}_i^\top \beta) = \rho'(\mathbf{X}_i^\top \beta_0) + \int_0^{\mathbf{X}_i^\top (\beta - \beta_0)} \rho''(\mathbf{X}_i^\top \beta_0 + s) ds.$$

For any fixed β with $\|\beta - \beta_0\|^2 = \tilde{B}p/n$, we write

$$(\beta - \beta_0)^\top F(\beta) = (\beta - \beta_0)^\top \sum_{i=1}^n \left(Y_i - \rho'(\mathbf{X}_i^\top \beta) \right) \mathbf{X}_i$$

$$\begin{aligned}
& + \frac{\tau}{M} \sum_{i=1}^M \left(Y_i^* - \rho'(\mathbf{X}_i^{*\top} \boldsymbol{\beta}) \right) (\boldsymbol{\beta} - \boldsymbol{\beta}_0)^\top \mathbf{X}_i^* \\
(22) \quad & = \underbrace{\sum_{i=1}^n (\boldsymbol{\beta} - \boldsymbol{\beta}_0)^\top \mathbf{X}_i \left(Y_i - \rho'(\mathbf{X}_i^\top \boldsymbol{\beta}_0) \right)}_{Q_1(\boldsymbol{\beta})} \\
& \quad - \underbrace{\sum_{i=1}^n (\boldsymbol{\beta} - \boldsymbol{\beta}_0)^\top \mathbf{X}_i \int_0^{\mathbf{X}_i^\top (\boldsymbol{\beta} - \boldsymbol{\beta}_0)} \rho''(\mathbf{X}_i^\top \boldsymbol{\beta}_0 + s) ds}_{Q_2(\boldsymbol{\beta})} \\
& \quad + \underbrace{\frac{\tau}{M} \sum_{i=1}^M \left(Y_i^* - \rho'(\mathbf{X}_i^{*\top} \boldsymbol{\beta}) \right) (\boldsymbol{\beta} - \boldsymbol{\beta}_0)^\top \mathbf{X}_i^*}_{Q_3(\boldsymbol{\beta})},
\end{aligned}$$

where the second equation follows from applying the Taylor expansion of $\rho'(\cdot)$ to the observed data. We will derive upper bounds on Q_1 and Q_3 , and a lower bound on Q_2 in the following steps, where \tilde{B} is a positive number to be determined that only depends on ϵ and the constants.

Upper bound on Q_3 : Let $\lambda_M^* := \lambda_{\max} \left(\frac{1}{M} \sum_{i=1}^M \mathbf{X}_i^* \mathbf{X}_i^{*\top} \right)$. It is straightforward to see that

$$\begin{aligned}
(23) \quad |Q_3(\boldsymbol{\beta})| & \leq \frac{\tau}{M} \sum_{i=1}^M |(\boldsymbol{\beta} - \boldsymbol{\beta}_0)^\top \mathbf{X}_i^*| \\
& \leq \tau \sqrt{(\boldsymbol{\beta} - \boldsymbol{\beta}_0)^\top \left(\frac{1}{M} \sum_{i=1}^M \mathbf{X}_i^* \mathbf{X}_i^{*\top} \right) (\boldsymbol{\beta} - \boldsymbol{\beta}_0)} \\
& \leq \tau \sqrt{\lambda_M^* \tilde{B} p / n}.
\end{aligned}$$

Upper bound on Q_1 : By Condition 2 and the fact that $|Y_i - \rho'(\mathbf{X}_i^\top \boldsymbol{\beta})| \leq 1$,

$$\mathbb{E} \left\| \sum_{i=1}^n (Y_i - \rho'(\mathbf{X}_i^\top \boldsymbol{\beta}_0)) \mathbf{X}_i \right\|^2 \leq \mathbb{E} \left(\sum_{i=1}^n \|\mathbf{X}_i\|^2 \right) \leq C_2 n p.$$

Note that $|Q_1(\boldsymbol{\beta})| \leq \|\boldsymbol{\beta} - \boldsymbol{\beta}_0\| \cdot \left\| \sum_{i=1}^n (Y_i - \rho'(\mathbf{X}_i^\top \boldsymbol{\beta}_0)) \mathbf{X}_i \right\|$. For any $\epsilon > 0$, we have

$$\begin{aligned}
(24) \quad & \mathbf{P} \left(\exists \boldsymbol{\beta}, \text{ such that } \|\boldsymbol{\beta} - \boldsymbol{\beta}_0\|^2 = \tilde{B} p / n, Q_1(\boldsymbol{\beta}) \geq \sqrt{C_2 n p} \|\boldsymbol{\beta} - \boldsymbol{\beta}_0\| / \sqrt{\epsilon} \right) \\
& \leq P \left(\left\| \sum_{i=1}^n (Y_i - \rho'(\mathbf{X}_i^\top \boldsymbol{\beta}_0)) \mathbf{X}_i \right\| \geq \sqrt{C_2 n p} / \sqrt{\epsilon} \right) \\
& \leq \epsilon,
\end{aligned}$$

where the second inequality is due to Markov's inequality.

Lower bound on Q_2 :

Consider $\mathcal{S}_+(\boldsymbol{\beta}) = \left\{ i : |\mathbf{X}_i^\top (\boldsymbol{\beta} - \boldsymbol{\beta}_0)| \leq \sqrt{c_2 C^\dagger} \|\boldsymbol{\beta} - \boldsymbol{\beta}_0\| \right\} \cap \left\{ i : |\mathbf{X}_i^\top \boldsymbol{\beta}_0| \leq \sqrt{c_2 C^\dagger} \|\boldsymbol{\beta}_0\| \right\}$, where c_2 is the constant in the upper bound in Condition 3. By Lemma A.8, we have

$|\mathcal{S}_+(\boldsymbol{\beta})| \geq (1 - 2/C^\dagger)n = 0.99n$. For any $i \in \mathcal{S}_+(\boldsymbol{\beta})$, $|\mathbf{X}_i^\top(\boldsymbol{\beta} - \boldsymbol{\beta}_0)| \leq \sqrt{c_2 C^\dagger} \|\boldsymbol{\beta} - \boldsymbol{\beta}_0\|$ and $|\mathbf{X}_i^\top \boldsymbol{\beta}_0| \leq \sqrt{c_2 C^\dagger} \|\boldsymbol{\beta}_0\|$. Furthermore, for any n sufficiently large such that $\tilde{B}_n^{\frac{p}{n}} \leq C_3^2$ (recall that Condition 4 states that $\|\boldsymbol{\beta}_0\| \leq C_3$), it holds for $i \in \mathcal{S}_+(\boldsymbol{\beta})$ that

$$|\mathbf{X}_i^\top \boldsymbol{\beta}_0| + |\mathbf{X}_i^\top(\boldsymbol{\beta} - \boldsymbol{\beta}_0)| \leq \sqrt{c_2 C^\dagger} (\|\boldsymbol{\beta}_0\| + \|\boldsymbol{\beta} - \boldsymbol{\beta}_0\|) \leq \sqrt{c_2 C^\dagger} \left(C_3 + \sqrt{\tilde{B}_n^{\frac{p}{n}}} \right) \leq 2\sqrt{c_2 C^\dagger} C_3.$$

We can lower bound Q_2 as follows:

$$\begin{aligned} Q_2 &\geq \sum_{i=1}^n \left(\|\mathbf{X}_i^\top(\boldsymbol{\beta} - \boldsymbol{\beta}_0)\|^2 \cdot \inf \left\{ \rho''(\mathbf{X}_i^\top \boldsymbol{\beta}_0 + t) : |t| \leq |\mathbf{X}_i^\top(\boldsymbol{\beta} - \boldsymbol{\beta}_0)| \right\} \right) \\ (25) \quad &\geq \|\boldsymbol{\beta} - \boldsymbol{\beta}_0\|^2 \cdot \lambda_{\min} \left(\sum_{i \in \mathcal{S}_+(\boldsymbol{\beta})} \mathbf{X}_i \mathbf{X}_i^\top \right) \rho''(2\sqrt{c_2 C^\dagger} C_3) \\ &\geq \tilde{B}_n^{\frac{p}{n}} \cdot 0.5c_1 n \cdot \rho''(2\sqrt{c_2 C^\dagger} C_3) \end{aligned}$$

where the second inequality is due to the symmetry and the monotonicity of $\rho''(\cdot)$ and the third inequality is due to the lower bound in Condition 3 and $|\mathcal{S}_+(\boldsymbol{\beta})| \geq 0.5n$.

In view of the inequalities (23,24,25), a stochastic upper bound of $Q_1 - Q_2 + Q_3$ is given by

$$\begin{aligned} &\sqrt{\frac{C_2 \tilde{B}}{\epsilon}} p - 0.5c_1 \cdot \tilde{B} \cdot \rho''(2\sqrt{c_2 C^\dagger} C_3) p + \tau \sqrt{\lambda_M^* \tilde{B} \frac{p}{n}} \\ &\leq p \sqrt{\tilde{B}} \left(\sqrt{C_2/\epsilon} - 0.5c_1 \sqrt{\tilde{B}} \rho''(2\sqrt{c_2 C^\dagger} C_3) + C_4 \sqrt{\lambda_M^* p/n} \right), \end{aligned}$$

where we have used the condition that $\tau \leq C_4 p$. If we choose $\tilde{B} = \frac{4C_2}{\epsilon(c_1 \rho''(2\sqrt{c_2 C^\dagger} C_3))^2}$, the above upper bound is not larger than

$$p \sqrt{\tilde{B}} \left(-\sqrt{C_2/\epsilon} + C_4 \sqrt{\lambda_M^* p/n} \right).$$

From (22), we have

$$\begin{aligned} &\mathbb{P} \left(\exists \boldsymbol{\beta}, \text{ s.t. } \|\boldsymbol{\beta} - \boldsymbol{\beta}_0\|^2 = \tilde{B} p/n, (\boldsymbol{\beta} - \boldsymbol{\beta}_0)^\top F(\boldsymbol{\beta}) \geq 0 \right) \\ &\leq \epsilon + \mathbb{P} \left(C_4 \sqrt{\lambda_M^* p/n} \geq \sqrt{C_2/\epsilon} \right), \end{aligned}$$

which will be bounded by 2ϵ for n sufficiently large because the condition of the theorem states λ_{M^*} is bounded and thus $\lambda_M^* p/n = o_p(1)$. We conclude that for any $\epsilon > 0$, there is \tilde{B} such that

$$\begin{aligned} &\mathbb{P} \left(\|\hat{\boldsymbol{\beta}}_M - \boldsymbol{\beta}_0\|^2 \leq \tilde{B} \frac{p}{n} \right) \\ &\geq \mathbb{P} \left((\boldsymbol{\beta} - \boldsymbol{\beta}_0)^\top F(\boldsymbol{\beta}) < 0 \text{ for all } \boldsymbol{\beta} \text{ satisfies } \|\boldsymbol{\beta} - \boldsymbol{\beta}_0\|^2 = \tilde{B} p/n \right) \\ &\geq 1 - 2\epsilon. \end{aligned}$$

Condition 3 implies that $\mathbb{X}^\top \mathbb{X}$ is invertible. As a result, the objective function in (3) is strictly concave and $\hat{\boldsymbol{\beta}}_M$ is the unique root of $F(\boldsymbol{\beta}) = 0$. We conclude that $\|\hat{\boldsymbol{\beta}}_M - \boldsymbol{\beta}_0\|^2 = O_p(\frac{p}{n})$.

The proof of $\|\hat{\boldsymbol{\beta}}_\infty - \boldsymbol{\beta}_0\| = O_p(\frac{p}{n})$ follows in a similar argument if we replace $F(\boldsymbol{\beta})$ by

$$F_\infty(\boldsymbol{\beta}) = \sum_{i=1}^n \left(Y_i - \rho'(\mathbf{X}_i^\top \boldsymbol{\beta}) \right) \mathbf{X}_i + \tau \mathbb{E} \left(Y^* - \rho'(\mathbf{X}^{*\top} \boldsymbol{\beta}) \right) \mathbf{X}^*.$$

Correspondingly, a modification of the upper bound on Q_3 will make use of the fact that $\lambda_{\max}(\mathbb{E}(\mathbf{X}^* \mathbf{X}^{*\top})) = \lambda_{\max}(I_p) = 1$. The bounds for Q_1 and Q_2 remain the same.

A.4. Proof of Theorem 4.1. This section proves that the MAP estimator is bounded in linear asymptotic regime.

We begin with the bound for the MAP estimator $\widehat{\boldsymbol{\beta}}_M$ with finite M , which is given by following minimization problem:

$$\widehat{\boldsymbol{\beta}}_M = \arg \min_{\boldsymbol{\beta} \in \mathbb{R}^p} \left\{ \sum_{i=1}^n \log \left(1 + \exp(-(2Y_i - 1)\mathbf{X}_i^\top \boldsymbol{\beta}) \right) + \frac{\tau}{M} \sum_{i=1}^M \log \left(1 + \exp(-(2Y_i^* - 1)\mathbf{X}_i^{*\top} \boldsymbol{\beta}) \right) \right\}.$$

Note that the objective function evaluated at $\widehat{\boldsymbol{\beta}}_M$ is necessarily no greater than that evaluated at $\boldsymbol{\beta} = \mathbf{0}$, which is $(n + \tau) \log(2)$. Together with an elementary inequality that $\max\{0, t\} \leq \log(1 + \exp(t))$ for $t \in \mathbb{R}$, we have

$$(26) \quad \frac{\tau}{M} \sum_{i=1}^M \max\{0, -(2Y_i^* - 1)\mathbf{X}_i^{*\top} \widehat{\boldsymbol{\beta}}_M\} \leq (n + \tau) \log(2).$$

Note that the left hand side of (26) can be lower bounded by

$$\|\widehat{\boldsymbol{\beta}}_M\| \left(\inf_{\|\boldsymbol{\beta}\|=1} \frac{1}{M} \sum_{i=1}^M \max\{0, -(2Y_i^* - 1)\mathbf{X}_i^{*\top} \boldsymbol{\beta}\} \right),$$

for which we have the following result.

LEMMA A.9. *Under Condition 1, we have*

$$(27) \quad \inf_{\|\boldsymbol{\beta}\|=1} \frac{1}{M} \sum_{i=1}^M \max\{0, -(2Y_i^* - 1)\mathbf{X}_i^{*\top} \boldsymbol{\beta}\} \geq \frac{\eta_0 \nu}{4}$$

with probability at least $1 - \exp(-c_B M) + \exp\left(-\frac{\nu^2}{2} M + p \log\left(1 + \frac{8C_B}{\eta_0 \nu}\right)\right)$, where c_B, C_B, η_0, ν are positive constants that depend on the constants B_1 and q in Condition 1. Furthermore, for any $\boldsymbol{\beta} \in \mathbb{R}^p$ with $\|\boldsymbol{\beta}\|_2 = 1$,

$$\mathbb{E} \max\{0, -(2Y^* - 1)\mathbf{X}^{*\top} \boldsymbol{\beta}\} \geq \eta_0 \nu.$$

We defer the proof of Lemma A.9. The conditions of Theorem 4.1 implies that $1 + \frac{\eta}{\tau} \leq C_*$. When (27) holds, we can conclude from (26) that $\|\widehat{\boldsymbol{\beta}}_M\|_2 \leq \frac{4C_* \log(2)}{\eta_0 \nu}$. Suppose $M \geq \frac{4 \log(1 + 8C_B/(\eta_0 \nu))}{\nu^2} p$. Lemma A.9 implies that

$$\mathbb{P} \left(\|\widehat{\boldsymbol{\beta}}_M\|_2 \leq \frac{4C_* \log(2)}{\eta_0 \nu} \right) \geq 1 - 2 \exp(-\min(c_B, \nu^2/4)M).$$

For the MAP estimator $\widehat{\boldsymbol{\beta}}_\infty$, we have the following analogy of (26):

$$(28) \quad \tau \mathbb{E} \max\{0, -(2Y^* - 1)\mathbf{X}^{*\top} \widehat{\boldsymbol{\beta}}_\infty\} \leq (n + \tau) \log(2).$$

The left hand side can be lower bounded using Lemma A.9, which prove that

$$\|\widehat{\beta}_\infty\|_2 \leq \frac{C_* \log(2)}{\eta_0 \nu}.$$

Therefore, we complete the proof of Theorem 4.1.

The rest of this section is devoted to prove Lemma A.9, which is in turn based on the following lemma.

LEMMA A.10. *Suppose $\{\mathbf{X}_i^*, Y_i^*\}$ are i.i.d. copies of (\mathbf{X}^*, Y^*) generated under Condition 1. There are positive constants η_0 and ν such that for any $\beta \in \mathbb{R}^p$ with $\|\beta\|_2 = 1$, it holds that*

$$\frac{1}{M} \sum_{i=1}^M \max\{0, -(2Y_i^* - 1)\mathbf{X}_i^{*\top} \beta\} \geq \frac{\eta_0 \nu}{2}$$

with probability at least $1 - \exp\left(-\frac{M\nu^2}{2}\right)$.

PROOF OF LEMMA A.10. By Huang et al. (2020, Proposition 5.11), there exist two positive constants $\eta_0, \rho_0 \in (0, 1)$ that only depend on B_1 , such that for any $\beta \in \mathbb{R}^p$ with $\|\beta\|_2 = 1$

$$\mathbb{P}(|\mathbf{X}_i^{*\top} \beta| > \eta_0) \geq \rho_0.$$

For any i , let A_i denote the indicator of the event $\{\max(0, -(2Y_i^* - 1)\mathbf{X}_i^{*\top} \beta) > \eta_0\}$. We will first find the lower bound of $\mathbb{E}(A_i)$ and then apply Hoeffding's inequality to guarantee $\sum_{i=1}^M A_i$ is stochastically large. Note that $A_i = 1$ if and only if $|\mathbf{X}_i^{*\top} \beta| > \eta_0$ and the sign of $(1 - 2Y_i^*)$ is the same as the sign of $\mathbf{X}_i^{*\top} \beta$. By the law of total expectation, we have

$$\begin{aligned} \mathbb{P}\left(\max\{0, -(2Y_i^* - 1)\mathbf{X}_i^{*\top} \beta\} > \eta_0\right) &= \mathbb{E}\left[\mathbb{E}\left(\mathbf{1}\left\{\max\left(- (2Y_i^* - 1)\mathbf{X}_i^{*\top} \beta, 0\right) > \eta_0\right\} \mid \mathbf{X}_i^*\right)\right] \\ &= \mathbb{E}\left[\mathbf{1}\{|\mathbf{X}_i^{*\top} \beta| > \eta_0\} \mathbb{P}\left((2Y_i^* - 1)\mathbf{X}_i^{*\top} \beta < 0 \mid \mathbf{X}_i^*\right)\right] \\ &\geq \mathbb{P}(|\mathbf{X}_i^{*\top} \beta| > \eta_0) \min(q, 1 - q) \\ &\geq \min(q, 1 - q)\rho_0, \end{aligned}$$

where the first inequality is due to Condition 1. Denote by $\nu = \min(q, 1 - q)\rho_0$. We have shown that $\mathbb{E}(A_i) \geq \nu$. By Hoeffding's inequality, $\mathbb{P}\left(\sum_{i=1}^M A_i < \frac{M\nu}{2}\right) \leq \exp\left(-\frac{M\nu^2}{2}\right)$. Note that the event $\{\sum_{i=1}^M A_i \geq \frac{M\nu}{2}\}$ implies that $\sum_{i=1}^M \max\{0, -(2Y_i^* - 1)\mathbf{X}_i^{*\top} \beta\} \geq \frac{M\nu}{2}\eta_0$. Thus, we conclude that

$$\mathbb{P}\left(\frac{1}{M} \sum_{i=1}^M \max\{0, -(2Y_i^* - 1)\mathbf{X}_i^{*\top} \beta\} < \frac{\nu}{2}\eta_0\right) \leq \exp\left(-\frac{M\nu^2}{2}\right).$$

□

PROOF OF LEMMA A.9. Denote by \mathbb{X}^* the synthetic covariate matrix. By Huang et al. (2020, Proposition 5.12), under Condition 1, the event $E_1 := \{\|\mathbb{X}^*\| \leq C_B \sqrt{M}\}$ holds with probability at least $1 - \exp(-c_B M)$, where c_B, C_B are constants that only depend on B_1 .

We fixed a $\left(\frac{\eta_0 \nu}{4C_B}\right)$ -net \mathcal{N} to cover the unit sphere S^{p-1} . By a volume argument, $|\mathcal{N}| \leq \left(1 + \frac{8C_B}{\eta_0 \nu}\right)^p$. Denote by E_2 the event that

$$\left\{ \frac{1}{M} \sum_{i=1}^M \max\{0, -(2Y_i^* - 1)\mathbf{X}_i^{*\top} \beta\} \geq \frac{\eta_0 \nu}{2} \quad \text{for all } \beta_k \in \mathcal{N} \right\}.$$

By Lemma A.10, E_2 happens with probability at least $1 - |\mathcal{N}| \exp\left(-\frac{M\nu^2}{2}\right)$.

Under the events E_1 and E_2 , for any $\|\beta\| = 1$, we can pick $\beta_1 \in \mathcal{N}$ such that $\|\beta - \beta_1\| \leq \frac{\eta_0\nu}{4C_B}$. Then we derive

$$\begin{aligned} & \frac{1}{M} \left(\sum_{i=1}^M \max\{0, -(2Y_i^* - 1)\mathbf{X}_i^{*\top}\beta\} - \sum_{i=1}^M \max\{0, -(2Y_i^* - 1)\mathbf{X}_i^{*\top}\beta_1\} \right) \\ & \stackrel{(1)}{\leq} \frac{1}{M} \sum_{i=1}^M |\mathbf{X}_i^{*\top}(\beta - \beta_1)| \stackrel{(2)}{\leq} \frac{1}{\sqrt{M}} \|\mathbb{X}^*(\beta - \beta_1)\| \stackrel{(3)}{\leq} \frac{\eta_0\nu}{4C_B\sqrt{M}} \|\mathbb{X}^*\|_{op} \leq \frac{\eta_0\nu}{4} \end{aligned}$$

where the step (1) is due to the inequalities $\max(0, a) - \max(0, b) \leq |a - b|$ and $|2Y_i^* - 1| = 1$, the step (2) is due to the generalized mean inequality, and the step (3) is due to the definition of operator norm and the fact that $\|\beta - \beta_1\| \leq \frac{\eta_0\nu}{4C_B}$. We complete the proof by noticing that the union bound on the exception probabilities of E_1 and E_2 is $\exp(-c_B M) + \exp\left(-\frac{\nu^2}{2}M + p \log\left(1 + \frac{8C_B}{\eta_0\nu}\right)\right)$. \square

A.5. Proof of Theorem 4.3 and 4.5: exact asymptotic. In this section, we provide the proof for Theorem 4.5 in the case where $\xi \in [0, 1)$. We omit the proofs for Theorem 4.3 and the special case $\xi = 1$ for Theorem 4.5 as they follow a similar and simpler argument.

We recall the distributional conditions and streamline the notations. The observed covariates are $\{\mathbf{x}_i\}_{i=1}^n \stackrel{\text{i.i.d.}}{\sim} \mathcal{N}(\mathbf{0}, \mathbf{I}_p)$ and the auxiliary covariates are $\{\mathbf{x}_i^*\}_{i=1}^M \stackrel{\text{i.i.d.}}{\sim} \mathcal{N}(\mathbf{0}, \mathbf{I}_p)$. Additionally, the observed responses are $y_i \sim \text{Bern}(\rho'(\mathbf{x}_i^\top \beta_0))$, the auxiliary responses are $\mathbf{y}_i \sim \text{Bern}(\rho'(\mathbf{x}_i^\top \beta_s))$, the true coefficients β_0 satisfies $\lim_{p \rightarrow \infty} \|\beta_0\|^2 = \kappa_1^2$, the auxiliary coefficients satisfies $\lim_{p \rightarrow \infty} \|\beta_s\|^2 = \kappa_2^2$, and $\lim_{p \rightarrow \infty} \frac{1}{\|\beta_0\| \|\beta_s\|} \langle \beta_0, \beta_s \rangle = \xi \in [0, 1)$.

In the following, we first present an overview of our proof, followed by an introduction of the main technical tools and an layout of lemmas. We then dive into the details of the proof.

A.5.1. Road-map of the proof. First step: Reformulation of original problem. To make our optimization problem more suitable for exact asymptotic analysis, we execute a series of transformations on the original optimization problem. By integrating these transformation steps, we reach an equivalent formulation known as the Primal Optimization (PO) problem:

$$\begin{aligned} \min_{\beta_S \in \mathcal{S}_\beta, \beta_{S^\perp} \in \mathcal{S}_\beta, \mathbf{u}_1 \in \mathbb{R}^n, \mathbf{u}_2 \in \mathbb{R}^M} \max_{\mathbf{v} \in \mathcal{S}_v} & \left(\frac{1}{n} \mathbf{1}^T \rho(\mathbf{u}_1) - \frac{1}{n} \mathbf{y}_1^T \mathbf{u}_1 + \frac{\tau_0}{M} \mathbf{1}^T \rho(\mathbf{u}_2) - \frac{\tau_0}{M} \mathbf{y}_2^T \mathbf{u}_2 \right. \\ & \left. + \frac{1}{\sqrt{n}} \mathbf{v}^T \left(\begin{bmatrix} \mathbf{u}_1 \\ \mathbf{u}_2 \end{bmatrix} - \mathbf{H} \beta_S \right) - \frac{1}{\sqrt{n}} \mathbf{v}^T \mathbf{H} \beta_{S^\perp} \right) \end{aligned}$$

where \mathbf{H} is a matrix with entries that are i.i.d. standard normal, $\beta_S := \mathbf{P}\beta$ and $\beta_{S^\perp} := \mathbf{P}^\perp\beta$, where \mathbf{P} is the projection matrix onto the column space spanned by β_0 and β_s and \mathbf{P}^\perp is the projection onto the orthogonal complement of that space.

Second step: Reduction to an Auxiliary Optimization (AO) problem. The particular form of PO allow us to use the Convex Gaussian Minimax Theorem (Thrapoulidis, Oymak and Hassibi, 2015), which characterizes the exact asymptotic behavior of min-max optimization problems that are affine in Gaussian matrices. This result enables us to characterize the properties of $\hat{\beta}_M$ by studying the asymptotic behavior of the following, arguable simpler,

Auxiliary Optimization (AO) problem:

$$\begin{aligned} \min_{\beta_S \in \mathcal{S}_\beta, \beta_{S^\perp} \in \mathcal{S}_{\beta^\perp}, \mathbf{u}_1 \in \mathbb{R}^n, \mathbf{u}_2 \in \mathbb{R}^M} \max_{\mathbf{v} \in \mathcal{S}_v} & \left(\frac{1}{n} \mathbf{1}^T \rho(\mathbf{u}_1) - \frac{1}{n} \mathbf{y}_1^T \mathbf{u}_1 + \frac{\tau_0}{M} \mathbf{1}^T \rho(\mathbf{u}_2) - \frac{\tau_0}{M} \mathbf{y}_2^T \mathbf{u}_2 \right. \\ & \left. + \frac{1}{\sqrt{n}} \mathbf{v}^T \left(\begin{bmatrix} \mathbf{u}_1 \\ \mathbf{u}_2 \end{bmatrix} - \mathbf{H} \beta_S \right) - \frac{1}{\sqrt{n}} \left(\mathbf{v}^T \mathbf{h} \left\| \mathbf{P}^\perp \beta \right\| + \|\mathbf{v}\| \mathbf{g}^T \mathbf{P}^\perp \beta \right) \right) \end{aligned}$$

where $\mathbf{h} \in \mathbb{R}^{n+M}$ and $\mathbf{g} \in \mathbb{R}^p$ have i.i.d. standard normal entries.

Third step: Scalarization of the Auxiliary Optimization problem. We further simplify AO to an optimization over some scalar variables. Specifically, we demonstrate that the asymptotic behavior of AO can be captured through the following optimization problem:

$$\begin{aligned} \min_{\substack{\alpha_1 \in \mathbb{R}, \alpha_2 \in \mathbb{R} \\ v, \sigma > 0}} \max_{r > 0} & \left(-\frac{r\sigma}{\sqrt{\delta}} + \frac{r}{2v} - \frac{1}{4rv} - \kappa_1^2 \alpha_1 \mathbb{E}(\rho''(\kappa_1 Z_1)) - \frac{\tau_0^2}{4rvm} \right. \\ & - \tau_0 \kappa_2 \mathbb{E}(\rho''(\kappa_2 \xi Z_1 + \kappa_2 \sqrt{1-\xi^2} Z_2)) (\alpha_1 \kappa_1 \xi + \alpha_2 \kappa_2 \sqrt{1-\xi^2}) \\ & + \mathbb{E}(M_{\rho(\cdot)}(\kappa_1 \alpha_1 Z_1 + \kappa_2 \alpha_2 Z_2 + \sigma Z_3 + \frac{1}{rv} \text{Ber}(\rho'(\kappa_1 Z_1))), \frac{1}{rv}) \\ & \left. + \tau_0 \mathbb{E}(M_{\rho(\cdot)}(\kappa_1 \alpha_1 Z_1 + \kappa_2 \alpha_2 Z_2 + \sigma Z_3 + \frac{\tau_0}{rvm} \text{Ber}(\rho'(\kappa_2 \xi Z_1 + \kappa_2 \sqrt{1-\xi^2} Z_2))), \frac{\tau_0}{rvm}) \right) \end{aligned}$$

By checking the first order optimality condition of the above scalar optimization, we can derive the system of equations (11).

A.5.2. Introduction of Convex Gaussian Min-max Theorem. Our analysis is based on the Convex Gaussian Min-max Theorem (CGMT), which we will briefly review here; detailed theory and application can be found in [Thrapoulidis, Oymak and Hassibi \(2015\)](#); [Thrapoulidis \(2016\)](#); [Thrapoulidis, Abbasi and Hassibi \(2018\)](#). This technique connects a Primary Optimization (PO) problem with an Auxiliary Optimization (AO) problem, which is easy to analyze yet allows studying various aspects of the PO. Specifically, we define the PO and AO problems as follows:

$$(29) \quad (\text{PO}) \quad \Phi(\mathbf{G}) := \min_{\mathbf{w} \in \mathcal{S}_w} \max_{\mathbf{u} \in \mathcal{S}_u} \mathbf{u}^T \mathbf{G} \mathbf{w} + \psi(\mathbf{u}, \mathbf{w})$$

$$(30) \quad (\text{AO}) \quad \phi(\mathbf{g}, \mathbf{h}) := \min_{\mathbf{w} \in \mathcal{S}_w} \max_{\mathbf{u} \in \mathcal{S}_u} \|\mathbf{w}\| \mathbf{g}^T \mathbf{u} - \|\mathbf{u}\| \mathbf{h}^T \mathbf{w} + \psi(\mathbf{u}, \mathbf{w})$$

where $\mathbf{G} \in \mathbb{R}^{m \times n}$, $\mathbf{g} \in \mathbb{R}^m$, $\mathbf{h} \in \mathbb{R}^n$, $\mathcal{S}_w \subset \mathbb{R}^n$, $\mathcal{S}_u \subset \mathbb{R}^m$ and $\psi: \mathbb{R}^n \times \mathbb{R}^m \rightarrow \mathbb{R}$. Denote by $\mathbf{w}_\Phi := \mathbf{w}_\Phi(\mathbf{G})$ and $\mathbf{w}_\phi := \mathbf{w}_\phi(\mathbf{g}, \mathbf{h})$ any optimal minimizers in (29) and (30), respectively.

LEMMA A.11 ([Thrapoulidis \(2016\)](#)). *Let \mathcal{S}_w and \mathcal{S}_u be two convex and compact sets. Assume the function $\psi(\cdot, \cdot)$ is convex-concave on $\mathcal{S}_w \times \mathcal{S}_u$. Also assume that \mathbf{G} , \mathbf{g} , and \mathbf{h} all have entries i.i.d. standard normal. Then for all $\mu \in \mathbb{R}$, and $t > 0$,*

$$\mathbb{P}(|\Phi(\mathbf{G}) - \mu| > t) \leq 2\mathbb{P}(|\phi(\mathbf{g}, \mathbf{h}) - \mu| \geq t)$$

The probabilities are taken with respect to the randomness in \mathbf{G} , \mathbf{g} , and \mathbf{h} .

LEMMA A.12 (Asymptotic CGMT [Thrapoulidis \(2016\)](#)). *Let \mathcal{S} be an arbitrary open subset of \mathcal{S}_w and $\mathcal{S}^c := \mathcal{S}_w / \mathcal{S}$. Denote $\Phi_{\mathcal{S}^c}(\mathbf{G})$ and $\phi_{\mathcal{S}^c}(\mathbf{g}, \mathbf{h})$ be the optimal costs of the optimizations in (29) and (30), respectively, when the minimization over \mathbf{w} is now constrained over $\mathbf{w} \in \mathcal{S}^c$. Suppose that there exists constants $\bar{\phi} < \bar{\phi}_{\mathcal{S}^c}$ such that $\phi(\mathbf{g}, \mathbf{h}) \xrightarrow{\mathbb{P}} \bar{\phi}$, and $\phi_{\mathcal{S}^c}(\mathbf{g}, \mathbf{h}) \rightarrow \bar{\phi}_{\mathcal{S}^c}$. Then, $\lim_{n \rightarrow \infty} \mathbb{P}(\mathbf{w}_\Phi(\mathbf{G}) \in \mathcal{S}) = 1$.*

In the following, we equate $(1/\delta, \tau_0, m) = (p, \tau, M)/n$ with the understanding that when n is finite these numbers are ratios and converge to some constants as n increases to infinity.

A.5.3. *Additional useful lemmas.* Through the reformulation and transformation of the original optimization problem (3), we will frequently use the following lemma to flip the optimization order:

LEMMA A.13. (*Sion, 1958, Sion's minimax theorem*)

Let $X \subset \mathbb{R}^n$ and $Y \subset \mathbb{R}^m$ be convex space and one of which is compact. If $f : X \times Y \rightarrow \mathbb{R}$ is a continuous function that is concave-convex, i.e. $f(\cdot, y) : X \rightarrow \mathbb{R}$ is concave for fixed y , and $f(x, \cdot) : Y \rightarrow \mathbb{R}$ is convex for fixed x .

Then we have that

$$\sup_{x \in X} \inf_{y \in Y} f(x, y) = \inf_{y \in Y} \sup_{x \in X} f(x, y).$$

The following result is also useful in our proof.

LEMMA A.14. Let K , σ , and V be any positive numbers. Let \mathbf{g} is a vector with the same dimension as $\boldsymbol{\theta}$ to be minimized. It holds that

$$\min_{\|\boldsymbol{\theta}\|=1} \max_{r \in [0, V]} \{r\sigma \mathbf{g}^\top \boldsymbol{\theta} + rK\} = \max_{r \in [0, V]} \min_{\|\boldsymbol{\theta}\|=1} \{r\sigma \mathbf{g}^\top \boldsymbol{\theta} + rK\}$$

PROOF OF LEMMA A.14. We consider the following cases.

- Suppose $K - \sigma\|\mathbf{g}\| > 0$: It is clear that $K + \sigma \mathbf{g}^\top \boldsymbol{\theta} \geq K - \sigma\|\mathbf{g}\| > 0$ for any unit vector $\boldsymbol{\theta}$. Therefore, the two sides can be computed as follows:

$$\begin{aligned} \min_{\|\boldsymbol{\theta}\|=1} \max_{r \in [0, V]} \{r\sigma \mathbf{g}^\top \boldsymbol{\theta} + rK\} &= \min_{\|\boldsymbol{\theta}\|=1} V(K + \sigma \mathbf{g}^\top \boldsymbol{\theta}) = V(K - \sigma\|\mathbf{g}\|); \\ \max_{r \in [0, V]} \min_{\|\boldsymbol{\theta}\|=1} \{r\sigma \mathbf{g}^\top \boldsymbol{\theta} + rK\} &= \max_{r \in [0, V]} r(K - \sigma\|\mathbf{g}\|) = V(K - \sigma\|\mathbf{g}\|). \end{aligned}$$

- Suppose $K - \sigma\|\mathbf{g}\| \leq 0$: The left hand side is

$$\begin{aligned} \min_{\|\boldsymbol{\theta}\|=1} \max_{r \in [0, V]} \{r\sigma \mathbf{g}^\top \boldsymbol{\theta} + rK\} &= \min \left\{ \min_{\|\boldsymbol{\theta}\|=1, K + \sigma \mathbf{g}^\top \boldsymbol{\theta} > 0} \max_{r \in [0, V]} \{r\sigma \mathbf{g}^\top \boldsymbol{\theta} + rK\}, \right. \\ &\quad \left. \min_{\|\boldsymbol{\theta}\|=1, K + \sigma \mathbf{g}^\top \boldsymbol{\theta} \leq 0} \max_{r \in [0, V]} \{r\sigma \mathbf{g}^\top \boldsymbol{\theta} + rK\} \right\} \\ &= \min \left\{ \min_{\|\boldsymbol{\theta}\|=1, K + \sigma \mathbf{g}^\top \boldsymbol{\theta} > 0} V(K + \sigma \mathbf{g}^\top \boldsymbol{\theta}), 0 \right\} \\ &= 0. \end{aligned}$$

The right hand side is

$$\max_{r \in [0, V]} \min_{\|\boldsymbol{\theta}\|=1} \{r\sigma \mathbf{g}^\top \boldsymbol{\theta} + rK\} = \max_{r \in [0, V]} r(K - \sigma\|\mathbf{g}\|) = 0.$$

In either case, the two sides are equal. \square

The following lemma shows that $\|\widehat{\boldsymbol{\beta}}_M\|$ is bounded with high probability when the MLE based on the auxiliary data exists asymptotically. According to Candès and Sur (2020), the inequality that $1/(m\delta) < g_{\text{MLE}}(\kappa_2)$ (g_{MLE} is defined in the lemma) is sufficient for the auxiliary dataset to be non-separable with high probability.

LEMMA A.15. Consider a standard normal variable Z with density function $\varphi(t)$ and an independent continuous random variable V_κ with density function $2\rho'(\kappa t)\varphi(t)$. Using the notation $x_+ = \max(x, 0)$, we define $g_{\text{MLE}}(\delta) = \{\kappa : 1/\delta = \min_{t \in \mathbb{R}} \{\mathbb{E}(Z - tV_\kappa)_+^2\}\}$, where $g_{\text{MLE}}(\delta)$ is a monotonically increasing function with respect to δ . Assume that $\lim_{p \rightarrow \infty} \frac{M}{p} = \delta_M$. If $\kappa_2 < g_{\text{MLE}}(\delta_M)$, then there exist constants c_1, C_1 , and a threshold M_0 that are dependent on δ_M, τ_0 and κ_2 . For all $M \geq M_0$, the MAP $\hat{\beta}_M$ obeys

$$\mathbb{P}\left(\|\hat{\beta}_M\| \leq c_1\right) \geq 1 - C_1 M^{-\alpha}$$

where $\alpha > 1$ is a constant that depends on δ_M and κ_2 .

The condition $\kappa_2 < g_{\text{MLE}}(\delta_M)$ in Lemma A.15 is equivalent to say that the ancillary data is not separable and the norm of the MLE based on ancillary data is bounded (Sur and Candès, 2019, Theorem 4). In order to show that the $\|\hat{\beta}_M\|$ is bounded with high probability, we first reduce this problem to the separability of ancillary data. We then follow the reasoning presented in Sur and Candès (2019, Theorem 4). For the sake of completeness, we provide brief arguments here.

PROOF OF LEMMA A.15. When entries of synthetic covariate matrix \mathbb{X}^* follows independently from $N(0, 1)$ and $p/M < 1/2$, then the least singular value of $\mathbb{X}^* \in \mathbb{R}^{M \times p}$ obeys

$$(31) \quad \sigma_{\min}(\mathbb{X}^*) \geq \frac{1}{4}\sqrt{M},$$

with probability at least $1 - 2\exp\left(-\frac{1}{2}\left(\frac{3}{4} - \frac{1}{\sqrt{2}}\right)^2 M\right)$, which follows from Vershynin (2010, Corollary 5.35). Recall Eq.(26), we have

$$\frac{1}{M} \sum_{i=1}^M \max\{0, -(2y_i^* - 1)\mathbf{x}_i^{*\top} \hat{\beta}_M\} \leq \frac{n + \tau}{\tau} \log(2)$$

Under event $\mathcal{E}_3 = \{\sigma_{\min}(\mathbb{X}^*) \geq \frac{1}{4}\sqrt{M}\}$ and assume $\|\hat{\beta}_M\|_2 \leq \frac{n + \tau}{\tau \varepsilon^2} 4 \log(2)$ ($\varepsilon > 0$ will be specified later), we have

$$\begin{aligned} \frac{1}{M} \sum_{i=1}^M \max\{0, -(2y_i^* - 1)\mathbf{x}_i^{*\top} \hat{\beta}_M\} &\leq \frac{n + \tau}{\tau} \log(2) \\ &\leq \frac{n + \tau}{\tau} \log(2) 4 \sqrt{\frac{1}{M} \frac{\|\mathbb{X}^* \hat{\beta}_M\|_2}{\|\hat{\beta}_M\|_2}} \\ &\leq \frac{1}{\sqrt{M}} \varepsilon^2 \|(2\mathbf{y}_2 - 1) \circ \mathbb{X}^* \hat{\beta}_M\|_2 \end{aligned}$$

where \circ denote usual Hadamard product and $\mathbf{y}_2 = (y_1^*, \dots, y_M^*)$. Above relationship implies following inequality under event \mathcal{E}_3 ,

$$(32) \quad \mathbb{P}\left(\|\hat{\beta}_M\|_2 \leq \frac{n + \tau}{\tau \varepsilon^2} 4 \log(2)\right) \geq \mathbb{P}\left(\{(2\mathbf{y}_2 - 1) \circ \mathbb{X}^* \mathbf{b} \mid \mathbf{b} \in \mathbb{R}^p\} \cap \mathcal{A} = \{\mathbf{0}\}\right)$$

where set \mathcal{A}_ε is defined as

$$\mathcal{A}_\varepsilon := \left\{ \mathbf{u} \in \mathbb{R}^M \mid \sum_{j=1}^M \max\{-u_j, 0\} \leq \sqrt{M} \varepsilon^2 \|\mathbf{u}\|_2 \right\}$$

Therefore, it is sufficient to demonstrate that the probability of the complement of the right-hand side of Eq.(32) decays exponentially. Following the reasoning in [Sur and Candès \(2019, Theorem 4\)](#), we identify the existence of positive constants $M_0 := M_0(M/p, \kappa_2)$ and $\epsilon_0 := \epsilon_0(M/p, \kappa_2)$, ensuring that for all $M > M_0$,

$$(33) \quad \mathbb{P}(\{(2\mathbf{y}_2 - 1) \circ \mathbb{X}^* \mathbf{b} \mid \mathbf{b} \in \mathbb{R}^p\} \cap \mathcal{A}_{\epsilon_0} \neq \{\mathbf{0}\}) \leq C_1 M^{-\alpha}$$

Where $\alpha > 1$ and $C_1 > 0$ are constants that depend only on M/p and κ_2 . By combining Eq.(32), Eq.(33), and the bound on the minimum singular value of \mathbb{X}^* , we conclude that constants $c_1, C_1, \alpha (> 1)$, and M_0 exist, which depend on $M/p, \tau/n$, and κ_2 . These constants ensure that, for all $M > M_0$,

$$\mathbb{P}\left(\|\widehat{\boldsymbol{\beta}}_M\|_2 \leq c_1\right) \geq 1 - C_1 M^{-\alpha}.$$

The proof is completed. \square

The next lemma establishes a bound on the norm of a normal random vector.

LEMMA A.16. *Let $\mathbf{Z} \in \mathbb{R}^n$ be a vector of i.i.d. standard normal variables, then we have*

$$\mathbb{P}\left(\|\mathbf{Z}\| > 2\sqrt{n}\right) \leq \exp(-n/2)$$

PROOF. See [Wainwright \(2019, Example 2.28\)](#). \square

The next lemma is useful when we find the optimality condition for the scalar optimization problem.

LEMMA A.17 (Identities for logistic link). *Let $\rho'(t) := \frac{e^t}{1+e^t}$ and $Z_1, Z_2 \sim N(0, 1)$ independently. For any $\kappa_1 > 0, \kappa_2 > 0$ and $\xi \in [-1, 1]$, we have*

$$\begin{aligned} \mathbb{E}(\rho'(\kappa_1 Z_1)) &= \frac{1}{2} & \mathbb{E}(\rho'(\kappa_1 \xi Z_1 + \kappa_2 \sqrt{1 - \xi^2} Z_2)) &= \frac{1}{2} \\ \mathbb{E}(Z_1^2 \rho'(\kappa_1 \xi Z_1 + \kappa_2 \sqrt{1 - \xi^2} Z_2)) &= \frac{1}{2} & \mathbb{E}(Z_1 Z_2 \rho'(\kappa_1 \xi Z_1 + \kappa_2 \sqrt{1 - \xi^2} Z_2)) &= 0 \end{aligned}$$

PROOF. Direct consequences of the symmetry of the standard normal distribution. \square

The next lemma summarizes the partial derivatives of the Moreau envelope function, which will be used frequently when we derive the system of equations from the first order optimality condition in (57).

LEMMA A.18 ([Rockafellar and Wets \(2009\)](#)). *Let $\Phi : \mathbb{R}^d \rightarrow \mathbb{R}$ be a convex function. For $\mathbf{v} \in \mathbb{R}^d$ and $t \in \mathbb{R}_+$, the Moreau envelope function is defined as,*

$$M_{\Phi(\cdot)}(\mathbf{v}, t) = \min_{\mathbf{x} \in \mathbb{R}^d} \Phi(\mathbf{x}) + \frac{1}{2t} \|\mathbf{x} - \mathbf{v}\|^2,$$

and the proximal operator is the solution to this optimization, i.e.,

$$\text{Prox}_{t\Phi(\cdot)}(\mathbf{v}) = \arg \min_{\mathbf{x} \in \mathbb{R}^d} t\Phi(\mathbf{x}) + \frac{1}{2} \|\mathbf{x} - \mathbf{v}\|^2.$$

The derivative of the Moreau envelope function can be computed as follows,

$$\frac{\partial M_{\Phi(\cdot)}}{\partial \mathbf{v}} = \frac{1}{t} (\mathbf{v} - \text{Prox}_{t\Phi(\cdot)}(\mathbf{v})), \quad \frac{\partial M_{\Phi(\cdot)}}{\partial t} = -\frac{1}{2t^2} (\mathbf{v} - \text{Prox}_{t\Phi(\cdot)}(\mathbf{v}))^2$$

A.5.4. *Reformulation and transformation.* The goal of this subsection is to reformulate the optimization for the estimator into a PO problem and define the associated AO problem. We start with rewriting the optimization in (3) as

$$\min_{\boldsymbol{\beta} \in \mathbb{R}^p} \left\{ \frac{1}{n} \mathbf{1}^T \rho(\mathbf{H}_1 \boldsymbol{\beta}) - \frac{1}{n} \mathbf{y}_1^T \mathbf{H}_1 \boldsymbol{\beta} + \frac{\tau_0}{M} \mathbf{1}^T \rho(\mathbf{H}_2 \boldsymbol{\beta}) - \frac{\tau_0}{M} \mathbf{y}_2^T \mathbf{H}_2 \boldsymbol{\beta} \right\}$$

where the action of function $\rho(\cdot)$ on a vector is considered entry-wise, $\mathbf{y}_1 \in \mathbb{R}^n$ is the vector of observed responses and $\mathbf{y}_2 \in \mathbb{R}^M$ is the vector of auxiliary responses, $\mathbf{H}_1 \in \mathbb{R}^{n \times p}$ is $[\mathbf{x}_1, \dots, \mathbf{x}_n]^T$ and $\mathbf{H}_2 \in \mathbb{R}^{M \times p}$ is $[\mathbf{x}_1^*, \dots, \mathbf{x}_M^*]^T$. Let $\mathbf{H} = \begin{bmatrix} \mathbf{H}_1 \\ \mathbf{H}_2 \end{bmatrix}$. Note the entries of \mathbf{H} are i.i.d. standard normal variables.

Introducing two new variables \mathbf{u}_1 and \mathbf{u}_2 , we further rewrite the optimization as

$$\begin{aligned} \min_{\boldsymbol{\beta} \in \mathbb{R}^p, \mathbf{u}_1 \in \mathbb{R}^n, \mathbf{u}_2 \in \mathbb{R}^M} & \left(\frac{1}{n} \mathbf{1}^T \rho(\mathbf{u}_1) - \frac{1}{n} \mathbf{y}_1^T \mathbf{u}_1 + \frac{\tau_0}{M} \mathbf{1}^T \rho(\mathbf{u}_2) - \frac{\tau_0}{M} \mathbf{y}_2^T \mathbf{u}_2 \right) \\ \text{s.t.} & \begin{bmatrix} \mathbf{u}_1 \\ \mathbf{u}_2 \end{bmatrix} = \mathbf{H} \boldsymbol{\beta}. \end{aligned}$$

Using a Lagrange multiplier, we rewrite the above optimization as a min-max optimization

$$(34) \quad \min_{\boldsymbol{\beta} \in \mathbb{R}^p, \mathbf{u}_1 \in \mathbb{R}^n, \mathbf{u}_2 \in \mathbb{R}^M} \max_{\mathbf{v} \in \mathbb{R}^{n+M}} \left(\frac{1}{n} \mathbf{1}^T \rho(\mathbf{u}_1) - \frac{1}{n} \mathbf{y}_1^T \mathbf{u}_1 + \frac{\tau_0}{M} \mathbf{1}^T \rho(\mathbf{u}_2) - \frac{\tau_0}{M} \mathbf{y}_2^T \mathbf{u}_2 + \frac{1}{\sqrt{n}} \mathbf{v}^T \left(\begin{bmatrix} \mathbf{u}_1 \\ \mathbf{u}_2 \end{bmatrix} - \mathbf{H} \boldsymbol{\beta} \right) \right)$$

We reformulate the original loss function into a new form that is tailored for the application of CGMT, as the current mini-max optimization problem is affine in the Gaussian matrix \mathbf{H} . To utilize CGMT, we need to further constrain the feasible sets of $\boldsymbol{\beta}$, \mathbf{u}_1 , \mathbf{u}_2 and \mathbf{v} in (34) to be both compact and convex. We constrain these feasible sets to be compact because this constraint is one of the technical condition for switching the order of minimization and maximization in the minimax theorem.

A.5.4.1. *Feasible set for optimization.* We denote by $(\widehat{\boldsymbol{\beta}}_M, \widehat{\mathbf{u}}_1, \widehat{\mathbf{u}}_2)$ the solution to (34). According to lemma A.15, there exist constant $\alpha > 1$, $c_1 > 0$, $C_1 > 0$, and a threshold M_0 that are dependent on $\delta_M = \lim_{M \rightarrow \infty} \frac{M}{p}$ and $\kappa_2 = \lim_{p \rightarrow \infty} \|\boldsymbol{\beta}_s\|$. For all $M \geq M_0$, we have

$$\mathbb{P} \left(\|\widehat{\boldsymbol{\beta}}_M\| > c_1 \right) \leq C_1 M^{-\alpha}$$

note that $\sum_{M=1}^{\infty} C_1 M^{-\alpha} < \infty$, by Borel Cantelli lemma,

$$(35) \quad \mathbb{P} \left(\{ \|\widehat{\boldsymbol{\beta}}_M\| > c_1 \} \text{ happens infinitely many times} \right) = 0.$$

(35) allows us to safely constrain the sets $\mathcal{S}_{\boldsymbol{\beta}}$ to be a ball centered at the origin with a constant radius in \mathbb{R}^p for all p . Furthermore, based on the first order optimality of the min-max optimization in (34), we have

$$\begin{bmatrix} \mathbf{y}_1 - \rho'(\widehat{\mathbf{u}}_1) \\ \frac{\tau_0}{M} (\mathbf{y}_2 - \rho'(\widehat{\mathbf{u}}_2)) \end{bmatrix} = \sqrt{n} \widehat{\mathbf{v}},$$

where $\widehat{\mathbf{v}}$ denotes the associated maximizer of the inner problem. Since the entries of $\rho'(\widehat{\mathbf{u}}_1), \rho'(\widehat{\mathbf{u}}_2)$ are bounded by 1 and the entries of $\mathbf{y}_1, \mathbf{y}_2$ are either 0 or 1, we can conclude that $\|\widehat{\mathbf{v}}\|^2 \leq 1 + \frac{\tau_0^2}{M}$. Therefore, we can reduce the feasible set of \mathbf{v} to be some closed ball centered at origin with a constant radius. This radius will be used below in (45). In the

following, these feasible sets, for each p , are denoted as \mathcal{S}_β and \mathcal{S}_v , where we admit the dependence on p but omit p from these notations for simplicity.

We will show that the values of $\frac{1}{\sqrt{n}}\|\mathbf{u}_1\|$ and $\frac{1}{\sqrt{n}}\|\mathbf{u}_2\|$ can be constrained by some universal constants without affecting the original optimization problem. This property is needed below in (54). Note that the first order optimality with respect to \mathbf{v} implies

$$\begin{aligned} \left\| \begin{bmatrix} \hat{\mathbf{u}}_1 \\ \hat{\mathbf{u}}_2 \end{bmatrix} \right\| &= \|\mathbf{H}\hat{\boldsymbol{\beta}}_M\| \\ &\leq \|\mathbf{H}\|_{op}\|\hat{\boldsymbol{\beta}}_M\|_2 \end{aligned}$$

To show $\frac{1}{\sqrt{n}}\|\hat{\mathbf{u}}_1\|$ and $\frac{1}{\sqrt{n}}\|\hat{\mathbf{u}}_2\|$ are bounded by some universal constants, it suffices to show $\frac{1}{\sqrt{n}}\|\mathbf{H}\|_{op}$ is bounded by some universal constant for all sufficiently large sample sizes. Using the standard upper bound on the operator norm of Gaussian random matrices (Vershynin, 2010, Corollary 5.35), we have $\mathbb{P}(\|\mathbf{H}\|_{op} > \sqrt{n+M} + \sqrt{p} + \sqrt{2n}) \leq 2\exp(-n)$. Recalling that $M/n = m$ and $n/p = \delta$, we have

$$\sum_{n=1}^{\infty} \mathbb{P}\left(\frac{1}{\sqrt{n}}\|\mathbf{H}\|_{op} > \sqrt{1+m} + \sqrt{\frac{1}{\delta}} + \sqrt{2}\right) \leq 2 \sum_{n=1}^{\infty} \exp(-n) < \infty.$$

By Borel–Cantelli lemma, we conclude that

$$(36) \quad \mathbb{P}\left(\left\{\frac{1}{\sqrt{n}}\|\mathbf{H}\|_{op} > \sqrt{1+m} + \sqrt{\frac{1}{\delta}} + \sqrt{2}\right\} \text{ happens infinitely many times}\right) = 0.$$

Thus, it is safe to constrain the feasible sets of \mathbf{u}_1 and \mathbf{u}_2 to be some closed balls with diverging radii $C\sqrt{n}$ for some sufficiently large constant C , which are denoted by \mathcal{S}_{u_1} and \mathcal{S}_{u_2} , respectively.

A.5.4.2. Formulations of PO and AO. In order to define the PO and AO problems in the context of Section 4.2, we need to decompose $\boldsymbol{\beta}$ into a “signal part” and a “noise part.” Denoted by S the space spanned by $\boldsymbol{\beta}_0$ and $\boldsymbol{\beta}_s$. Let \mathbf{P} be the projection matrix onto S and let $\mathbf{P}^\perp := \mathbf{I}_p - \mathbf{P}$ be the projection matrices onto the orthogonal complement of S . We use these projections to decompose $\boldsymbol{\beta}$ as the sum of $\boldsymbol{\beta}_S := \mathbf{P}\boldsymbol{\beta}$ and $\boldsymbol{\beta}_{S^\perp} := \mathbf{P}^\perp\boldsymbol{\beta}$. Since the length and the direction of $\mathbf{P}\boldsymbol{\beta}$ and those of $\mathbf{P}^\perp\boldsymbol{\beta}$ are independent with each other, the optimization can be conducted over these directions and lengths separately. Besides, since the feasible set \mathcal{S}_β we defined earlier is a ball centered at the origin, the images of projections, $\mathbf{P}\mathcal{S}_\beta$ and $\mathbf{P}^\perp\mathcal{S}_\beta$, are convex, compact, and bounded sets. In light of these observations, the optimization can be rewritten as

$$(37) \quad \begin{aligned} \min_{\substack{\boldsymbol{\beta}_S \in \mathbf{P}\mathcal{S}_\beta, \boldsymbol{\beta}_{S^\perp} \in \mathbf{P}^\perp\mathcal{S}_\beta \\ \mathbf{u}_1 \in \mathcal{S}_{u_1}, \mathbf{u}_2 \in \mathcal{S}_{u_2}}} \max_{\mathbf{v} \in \mathcal{S}_v} &\left(\frac{1}{n} \mathbf{1}^T \rho(\mathbf{u}_1) - \frac{1}{n} \mathbf{y}_1^T \mathbf{u}_1 + \frac{\tau_0}{M} \mathbf{1}^T \rho(\mathbf{u}_2) - \frac{\tau_0}{M} \mathbf{y}_2^T \mathbf{u}_2 \right. \\ &\left. + \frac{1}{\sqrt{n}} \mathbf{v}^T \left(\begin{bmatrix} \mathbf{u}_1 \\ \mathbf{u}_2 \end{bmatrix} - \frac{1}{\sqrt{p}} \mathbf{H}\boldsymbol{\beta}_S \right) - \frac{1}{\sqrt{n}} \mathbf{v}^T \mathbf{H}\boldsymbol{\beta}_{S^\perp} \right). \end{aligned}$$

In addition, the objective function is jointly convex with respect to $(\boldsymbol{\beta}_S, \boldsymbol{\beta}_{S^\perp}, \mathbf{u}_1, \mathbf{u}_2)$, and is concave with respect to \mathbf{v} . Based on Sion’s minimax theorem and the compactness of all the feasible sets, we can rewrite (37) by flipping the min and max signs as follows

$$\min_{\boldsymbol{\beta}_{S^\perp} \in \mathbf{P}^\perp \mathcal{S}_\beta} \max_{\mathbf{v} \in \mathcal{S}_v} \min_{\substack{\boldsymbol{\beta}_S \in \mathbf{P} \mathcal{S}_\beta \\ \mathbf{u}_1 \in \mathcal{S}_{u_1}, \mathbf{u}_2 \in \mathcal{S}_{u_2}}} \left(\frac{1}{n} \mathbf{1}^T \rho(\mathbf{u}_1) - \frac{1}{n} \mathbf{y}_1^T \mathbf{u}_1 + \frac{\tau_0}{M} \mathbf{1}^T \rho(\mathbf{u}_2) - \frac{\tau_0}{M} \mathbf{y}_2^T \mathbf{u}_2 \right. \\ \left. + \frac{1}{\sqrt{n}} \mathbf{v}^T \left(\begin{bmatrix} \mathbf{u}_1 \\ \mathbf{u}_2 \end{bmatrix} - \frac{1}{\sqrt{p}} \mathbf{H} \boldsymbol{\beta}_S \right) - \frac{1}{\sqrt{n}} \mathbf{v}^T \mathbf{H} \boldsymbol{\beta}_{S^\perp} \right).$$

It is important to note that the vector of observed and auxiliary responses, $(\mathbf{y}_1, \mathbf{y}_2)$, is independent of $\mathbf{H}\mathbf{P}^\perp$. This independence arises because $\mathbf{H}_1 \boldsymbol{\beta}_0 = \mathbf{H}_1 \mathbf{P} \boldsymbol{\beta}_0$ and $\mathbf{H}_2 \boldsymbol{\beta}_s = \mathbf{H}_2 \mathbf{P} \boldsymbol{\beta}_s$. Given that $\mathbf{H}\mathbf{P}$ and $\mathbf{H}\mathbf{P}^\perp$ are independent to each other, and considering that $\mathbf{H}\mathbf{P}^\perp$ has the same distribution as $\tilde{\mathbf{H}}\mathbf{P}^\perp$, where $\tilde{\mathbf{H}}$ denotes an independent copy of \mathbf{H} , we can conclude that the solution to the optimization problem above follows the same distribution of the solution to the following

$$\min_{\boldsymbol{\beta}_{S^\perp} \in \mathbf{P}^\perp \mathcal{S}_\beta} \max_{\mathbf{v} \in \mathcal{S}_v} \min_{\substack{\boldsymbol{\beta}_S \in \mathbf{P} \mathcal{S}_\beta \\ \mathbf{u}_1 \in \mathcal{S}_{u_1}, \mathbf{u}_2 \in \mathcal{S}_{u_2}}} \left(\frac{1}{n} \mathbf{1}^T \rho(\mathbf{u}_1) - \frac{1}{n} \mathbf{y}_1^T \mathbf{u}_1 + \frac{\tau_0}{M} \mathbf{1}^T \rho(\mathbf{u}_2) - \frac{\tau_0}{M} \mathbf{y}_2^T \mathbf{u}_2 \right. \\ \left. + \frac{1}{\sqrt{n}} \mathbf{v}^T \left(\begin{bmatrix} \mathbf{u}_1 \\ \mathbf{u}_2 \end{bmatrix} - \mathbf{H} \boldsymbol{\beta}_S \right) - \frac{1}{\sqrt{n}} \mathbf{v}^T \tilde{\mathbf{H}} \boldsymbol{\beta}_{S^\perp} \right).$$

We are ready to define the PO problem as

$$(38) \quad \text{PO:} \quad \min_{\boldsymbol{\beta}_{S^\perp} \in \mathbf{P}^\perp \mathcal{S}_\beta} \max_{\mathbf{v} \in \mathcal{S}_v} \left\{ -\frac{1}{\sqrt{n}} \mathbf{v}^\top \tilde{\mathbf{H}} \boldsymbol{\beta}_{S^\perp} + \psi(\boldsymbol{\beta}_{S^\perp}, \mathbf{v}) \right\},$$

where $\psi(\boldsymbol{\beta}_{S^\perp}, \mathbf{v})$ is defined as

$$\psi(\boldsymbol{\beta}_{S^\perp}, \mathbf{v}) := \min_{\substack{\boldsymbol{\beta}_S \in \mathbf{P} \mathcal{S}_\beta \\ \mathbf{u}_1 \in \mathcal{S}_{u_1}, \mathbf{u}_2 \in \mathcal{S}_{u_2}}} \left\{ \frac{1}{n} \mathbf{1}^T \rho(\mathbf{u}_1) - \frac{1}{n} \mathbf{y}_1^T \mathbf{u}_1 + \frac{\tau_0}{M} \mathbf{1}^T \rho(\mathbf{u}_2) - \frac{\tau_0}{M} \mathbf{y}_2^T \mathbf{u}_2 \right. \\ \left. + \frac{1}{\sqrt{n}} \mathbf{v}^T \left(\begin{bmatrix} \mathbf{u}_1 \\ \mathbf{u}_2 \end{bmatrix} - \mathbf{H} \boldsymbol{\beta}_S \right) \right\}.$$

It is easy to see the objective function in (38) is jointly convex with respect to $(\boldsymbol{\beta}_S, \boldsymbol{\beta}_{S^\perp}, \mathbf{u}_1, \mathbf{u}_2)$, and is concave with respect to \mathbf{v} .

Furthermore, we define the AO problem as follows

$$(39) \quad \text{AO:} \quad \min_{\boldsymbol{\beta}_{S^\perp} \in \mathbf{P}^\perp \mathcal{S}_\beta} \max_{\mathbf{v} \in \mathcal{S}_v} \left\{ -\frac{1}{\sqrt{n}} (\mathbf{v}^T \mathbf{h} \|\boldsymbol{\beta}_{S^\perp}\| + \|\mathbf{v}\| \mathbf{g}^T \boldsymbol{\beta}_{S^\perp}) + \psi(\boldsymbol{\beta}_{S^\perp}, \mathbf{v}) \right\},$$

where $\mathbf{h} \in \mathbb{R}^{n+M}$ and $\mathbf{g} \in \mathbb{R}^p$ have i.i.d. standard normal entries and are independent with \mathbf{H} .

A.5.5. Analyzing the auxiliary optimization. Since the objective function in Eq.(39) is concave with respect to \mathbf{v} , and the objective function in the definition of $\psi(\boldsymbol{\beta}_{S^\perp}, \mathbf{v})$ is jointly convex with respect to $(\boldsymbol{\beta}_S, \mathbf{u}_1, \mathbf{u}_2)$, and all the feasible sets of $\boldsymbol{\beta}_S, \mathbf{v}$ and $\mathbf{u}_1, \mathbf{u}_2$ are compact and convex, we apply Sion's minimax theorem to rewrite (39) by flipping the $\min_{\boldsymbol{\beta}_S, \mathbf{u}_1, \mathbf{u}_2}$ and $\max_{\mathbf{v}}$:

$$(40) \quad \min_{\substack{\boldsymbol{\beta}_S \in \mathbf{P} \mathcal{S}_\beta, \boldsymbol{\beta}_{S^\perp} \in \mathbf{P}^\perp \mathcal{S}_\beta \\ \mathbf{u}_1 \in \mathcal{S}_{u_1}, \mathbf{u}_2 \in \mathcal{S}_{u_2}}} \max_{\mathbf{v} \in \mathcal{S}_v} \left(\frac{1}{n} \mathbf{1}^T \rho(\mathbf{u}_1) - \frac{1}{n} \mathbf{y}_1^T \mathbf{u}_1 + \frac{\tau_0}{M} \mathbf{1}^T \rho(\mathbf{u}_2) - \frac{\tau_0}{M} \mathbf{y}_2^T \mathbf{u}_2 \right. \\ \left. + \frac{1}{\sqrt{n}} \mathbf{v}^T \left(\begin{bmatrix} \mathbf{u}_1 \\ \mathbf{u}_2 \end{bmatrix} - \mathbf{H} \boldsymbol{\beta}_S \right) - \frac{1}{\sqrt{np}} (\mathbf{v}^T \mathbf{h} \|\boldsymbol{\beta}_{S^\perp}\| + \|\mathbf{v}\| \mathbf{g}^T \boldsymbol{\beta}_{S^\perp}) \right).$$

Ideally, we would like to solve the optimization in (40) with respect to the directions of the vectors while fixing the norms of the vectors, so that we get a scalar optimization. We first perform the maximization with respect to the direction of \mathbf{v} . The maximization with respect to \mathbf{v} in (40) can be rewritten as

$$\max_{\mathbf{v} \in \mathcal{S}_v} \frac{1}{\sqrt{n}} \|\mathbf{v}\| \mathbf{g}^T \boldsymbol{\beta}_{S^\perp} + \frac{1}{\sqrt{n}} \mathbf{v}^T \left(\begin{bmatrix} \mathbf{u}_1 \\ \mathbf{u}_2 \end{bmatrix} - \mathbf{H} \boldsymbol{\beta}_S - \|\boldsymbol{\beta}_{S^\perp}\| \mathbf{h} \right).$$

For this maximization, we choose the direction of \mathbf{v} to be the same as the direction of the vector that it is multiplied to and introduce a variable $r := \|\mathbf{v}\|$ to denote the length of \mathbf{v} . Additionally, the feasible set of r is $[0, V]$ where V comes from the compact set \mathcal{S}_v . The maximization then becomes

$$\max_{r \in [0, V]} \frac{r}{\sqrt{n}} \left(\mathbf{g}^T \boldsymbol{\beta}_{S^\perp} + \left\| \begin{bmatrix} \mathbf{u}_1 \\ \mathbf{u}_2 \end{bmatrix} - \mathbf{H} \boldsymbol{\beta}_S - \|\boldsymbol{\beta}_{S^\perp}\| \mathbf{h} \right\| \right)$$

The AO is now given by

$$(41) \quad \min_{\substack{\boldsymbol{\beta}_S \in \mathbf{P} \mathcal{S}_{\boldsymbol{\beta}}, \boldsymbol{\beta}_{S^\perp} \in \mathbf{P}^\perp \mathcal{S}_{\boldsymbol{\beta}} \\ \mathbf{u}_1 \in \mathbb{R}^n, \mathbf{u}_2 \in \mathbb{R}^M}} \max_{r \in [0, V]} \left\{ \frac{1}{n} \mathbf{1}^T \boldsymbol{\rho}(\mathbf{u}_1) - \frac{1}{n} \mathbf{y}_1^T \mathbf{u}_1 + \frac{\tau_0}{M} \mathbf{1}^T \boldsymbol{\rho}(\mathbf{u}_2) - \frac{\tau_0}{M} \mathbf{y}_2^T \mathbf{u}_2 \right. \\ \left. + \frac{r}{\sqrt{n}} \left(\mathbf{g}^T \boldsymbol{\beta}_{S^\perp} + \left\| \begin{bmatrix} \mathbf{u}_1 \\ \mathbf{u}_2 \end{bmatrix} - \mathbf{H} \boldsymbol{\beta}_S - \|\boldsymbol{\beta}_{S^\perp}\| \mathbf{h} \right\| \right) \right\}$$

For further analyses, we need to compute the projection matrix \mathbf{P} explicitly. It is worth mentioning that in the literature, the projection matrix is often equal to $\frac{\boldsymbol{\beta}_0 \boldsymbol{\beta}_0^T}{\|\boldsymbol{\beta}_0\|^2}$, which has rank 1. In the current work, the projection matrix is slightly more complicated as it is the projection onto a two-dimensional space spanned by $\{\boldsymbol{\beta}_0, \boldsymbol{\beta}_s\}$.

Since $\boldsymbol{\beta}_0$ and $\boldsymbol{\beta}_s$ are linearly independent, we can use the Gram-Schmidt process to find two orthogonal vectors $\mathbf{e}_1, \mathbf{e}_2$ such that $\text{span}\{\boldsymbol{\beta}_0, \boldsymbol{\beta}_s\} = \text{span}\{\mathbf{e}_1, \mathbf{e}_2\}$, and thus the projection matrix can be written as $\mathbf{P} = \mathbf{e}_1 \mathbf{e}_1^T + \mathbf{e}_2 \mathbf{e}_2^T$. The expressions for $\mathbf{e}_1, \mathbf{e}_2$ are given by

$$(42) \quad \begin{cases} \mathbf{e}_1 := \frac{\boldsymbol{\beta}_0}{\|\boldsymbol{\beta}_0\|_2}, \\ \mathbf{e}_2 := \frac{\boldsymbol{\beta}_s - \xi^{(p)} \frac{\kappa_2^{(p)}}{\kappa_1^{(p)}} \boldsymbol{\beta}_0}{\|\boldsymbol{\beta}_s - \xi^{(p)} \frac{\kappa_2^{(p)}}{\kappa_1^{(p)}} \boldsymbol{\beta}_0\|_2}, \end{cases}$$

with the following constants

$$(43) \quad \begin{cases} \kappa_1^{(p)} := \|\boldsymbol{\beta}_0\|_2, \\ \kappa_2^{(p)} := \|\boldsymbol{\beta}_s\|_2, \\ \xi^{(p)} := \frac{1}{\|\boldsymbol{\beta}_0\|_2 \|\boldsymbol{\beta}_s\|_2} \langle \boldsymbol{\beta}_0, \boldsymbol{\beta}_s \rangle, \end{cases}$$

By SLLN, $(\kappa_1^{(p)}, \kappa_2^{(p)}, \xi^{(p)})$ converges to $(\kappa_1, \kappa_2, \xi)$ a.s. and we will drop the superscript (p) in the following to ease the notation.

For any candidate $\boldsymbol{\beta}$ in (41), since the length and the direction of $\mathbf{P} \boldsymbol{\beta}$ and those of $\mathbf{P}^\perp \boldsymbol{\beta}$ are independent with each other, we can optimize over the directions and the lengths separately. To see how this works, we decompose $\boldsymbol{\beta}$ as follows:

$$\begin{aligned}
\beta &= \mathbf{P}\beta + \mathbf{P}^\perp\beta \\
(44) \quad &= (e_1^T\beta)e_1 + (e_2^T\beta)e_2 + \mathbf{P}^\perp\beta \\
&= \left(\frac{e_1^T\beta}{\|\beta_0\|_2}\right)\beta_0 + \left(\frac{e_2^T\beta}{\|\beta_s - \xi\frac{\kappa_2}{\kappa_1}\beta_0\|_2}\right)(\beta_s - \xi\frac{\kappa_2}{\kappa_1}\beta_0) + \|\mathbf{P}^\perp\beta\| \cdot \text{direction}(\mathbf{P}^\perp\beta).
\end{aligned}$$

For the MAP estimator $\widehat{\beta}_M$, the three scalar quantities $\frac{e_1^T\widehat{\beta}_M}{\|\beta_0\|_2}$, $\frac{e_2^T\widehat{\beta}_M}{\|\beta_s - \xi\frac{\kappa_2}{\kappa_1}\beta_0\|_2}$, $\|\mathbf{P}^\perp\widehat{\beta}_M\|$ will be tracked in the asymptotics with a system of equations. Using the above decomposition, we interpret β_0 as the true signal, $(\beta_s - \xi\frac{\kappa_2}{\kappa_1}\beta_0)$ as the bias induced by the auxiliary data, and $\mathbf{P}^\perp\widehat{\beta}_M$ as the noise, which will be approximated by a standard Gaussian vector. The essential of the application of CGMT is to characterize the asymptotic behaviors of the scalar quantities aforementioned.

To be concrete, we introduce the scalars $\alpha_1 := \frac{e_1^T\beta}{\kappa_1}$, $\alpha_2 := \frac{e_2^T\beta}{\kappa_2}$, $\sigma := \|\mathbf{P}^\perp\beta\|$ and let θ be the direction of $\mathbf{P}^\perp\beta$. In the following, we drop the feasible sets to ease the notation whenever there is no ambiguity. The AO problem is now written as

$$\begin{aligned}
&\min_{\substack{\sigma \geq 0 \\ \mathbf{u}_1 \in \mathbb{R}^n, \mathbf{u}_2 \in \mathbb{R}^M \\ \alpha_1, \alpha_2 \in \mathbb{R}}} \min_{\|\theta\|_2=1} \max_{r \in [0, V]} \left(\frac{1}{n} \mathbf{1}^T \rho(\mathbf{u}_1) - \frac{1}{n} \mathbf{y}_1^T \mathbf{u}_1 + \frac{\tau_0}{M} \mathbf{1}^T \rho(\mathbf{u}_2) - \frac{\tau_0}{M} \mathbf{y}_2^T \mathbf{u}_2 \right. \\
&\quad \left. + \frac{r}{\sqrt{n}} \left(\sigma \mathbf{g}^T \theta + \left\| \begin{bmatrix} \mathbf{u}_1 \\ \mathbf{u}_2 \end{bmatrix} - \kappa_1 \alpha_1 \mathbf{q}_1 - \kappa_2 \alpha_2 \mathbf{q}_2 - \sigma \mathbf{h} \right\| \right) \right),
\end{aligned}$$

where $\mathbf{q}_1 := \mathbf{H}e_1$, $\mathbf{q}_2 := \mathbf{H}e_2$. Notice that \mathbf{q}_1 and \mathbf{q}_2 are independent and have i.i.d. standard normal entries (recall that \mathbf{H} has i.i.d. standard normal entries and $\langle e_1, e_2 \rangle = 0$). In the next step, we exchange the order of the $\min_{\|\theta\|=1}$ and $\max_{r \in [0, V]}$ in the above problem. This flipping is based on lemma A.14. The AO problem can be reformulated as

$$\begin{aligned}
(45) \quad &\min_{\substack{\sigma \geq 0 \\ \mathbf{u}_1 \in \mathbb{R}^n, \mathbf{u}_2 \in \mathbb{R}^M \\ \alpha_1, \alpha_2 \in \mathbb{R}}} \max_{r \in [0, V]} \min_{\|\theta\|_2=1} \left(\frac{1}{n} \mathbf{1}^T \rho(\mathbf{u}_1) - \frac{1}{n} \mathbf{y}_1^T \mathbf{u}_1 + \frac{\tau_0}{M} \mathbf{1}^T \rho(\mathbf{u}_2) - \frac{\tau_0}{M} \mathbf{y}_2^T \mathbf{u}_2 \right. \\
&\quad \left. + \frac{r}{\sqrt{n}} \left(\sigma \mathbf{g}^T \theta + \left\| \begin{bmatrix} \mathbf{u}_1 \\ \mathbf{u}_2 \end{bmatrix} - \kappa_1 \alpha_1 \mathbf{q}_1 - \kappa_2 \alpha_2 \mathbf{q}_2 - \sigma \mathbf{h} \right\| \right) \right),
\end{aligned}$$

Optimizing this problem with respect to the direction of θ yields the following

$$\begin{aligned}
&\min_{\substack{\sigma \geq 0 \\ \mathbf{u}_1 \in \mathbb{R}^n, \mathbf{u}_2 \in \mathbb{R}^M \\ \alpha_1, \alpha_2 \in \mathbb{R}}} \max_{r \in [0, V]} \left(\frac{1}{n} \mathbf{1}^T \rho(\mathbf{u}_1) - \frac{1}{n} \mathbf{y}_1^T \mathbf{u}_1 + \frac{\tau_0}{M} \mathbf{1}^T \rho(\mathbf{u}_2) - \frac{\tau_0}{M} \mathbf{y}_2^T \mathbf{u}_2 - \frac{r\sigma}{\sqrt{n}} \|\mathbf{P}^\perp \mathbf{g}\| \right. \\
&\quad \left. + r \frac{1}{\sqrt{n}} \left\| \begin{bmatrix} \mathbf{u}_1 \\ \mathbf{u}_2 \end{bmatrix} - \kappa_1 \alpha_1 \mathbf{q}_1 - \kappa_2 \alpha_2 \mathbf{q}_2 - \sigma \mathbf{h} \right\| \right).
\end{aligned}$$

Next, we use the identity that $\|\mathbf{a}\| = \min_{\tilde{\nu} > 0} \left(\frac{1}{2\tilde{\nu}} \|\mathbf{a}\|^2 + \frac{\tilde{\nu}}{2} \right)$, with optima $\widehat{\tilde{\nu}} = \|\mathbf{a}\|$, to replace the norm in the last display by a squared term:

$$(46) \quad \min_{\substack{\sigma \geq 0 \\ \mathbf{u}_1 \in \mathbb{R}^n, \mathbf{u}_2 \in \mathbb{R}^M \\ \alpha_1, \alpha_2 \in \mathbb{R}}} \max_{r \in [0, V]} \min_{\tilde{\nu} > 0} \left(\frac{1}{n} \mathbf{1}^T \rho(\mathbf{u}_1) - \frac{1}{n} \mathbf{y}_1^T \mathbf{u}_1 + \frac{\tau_0}{M} \mathbf{1}^T \rho(\mathbf{u}_2) - \frac{\tau_0}{M} \mathbf{y}_2^T \mathbf{u}_2 - \frac{\sigma r}{\sqrt{n}} \left\| \mathbf{P}^\perp \mathbf{g} \right\| \right. \\ \left. + \frac{r\tilde{\nu}}{2} + \frac{r}{2\tilde{\nu}} \left\| \frac{1}{\sqrt{n}} \begin{bmatrix} \mathbf{u}_1 \\ \mathbf{u}_2 \end{bmatrix} - \frac{1}{\sqrt{n}} \kappa_1 \alpha_1 \mathbf{q}_1 - \frac{1}{\sqrt{n}} \kappa_2 \alpha_2 \mathbf{q}_2 - \frac{1}{\sqrt{n}} \sigma \mathbf{h} \right\|^2 \right)$$

We shall show the above objective function is jointly convex in $(\mathbf{u}_1, \mathbf{u}_2, \alpha_1, \alpha_2, \sigma, \tilde{\nu})$ and concave in r . The concavity is easy since the objective function is linear in r . To show the joint convexity, we first note that the function $h_1(\tilde{\boldsymbol{\theta}}) := 1 + \left\| \frac{1}{\sqrt{n}} \begin{bmatrix} \mathbf{u}_1 \\ \mathbf{u}_2 \end{bmatrix} - \frac{1}{\sqrt{n}} \kappa_1 \alpha_1 \mathbf{q}_1 - \frac{1}{\sqrt{n}} \kappa_2 \alpha_2 \mathbf{q}_2 - \frac{1}{\sqrt{n}} \sigma \mathbf{h} \right\|^2$ is jointly convex in $\tilde{\boldsymbol{\theta}} := (\mathbf{u}_1, \mathbf{u}_2, \alpha_1, \alpha_2, \sigma)$ since h_1 is quadratic over some linear functions. We then note that the perspective function of $h_1(\tilde{\boldsymbol{\theta}})$ is

$$g_1(\tilde{\boldsymbol{\theta}}, \tilde{\nu}) := \tilde{\nu} + \frac{1}{\tilde{\nu}} \left\| \frac{1}{\sqrt{n}} \begin{bmatrix} \mathbf{u}_1 \\ \mathbf{u}_2 \end{bmatrix} - \frac{1}{\sqrt{n}} \kappa_1 \alpha_1 \mathbf{q}_1 - \frac{1}{\sqrt{n}} \kappa_2 \alpha_2 \mathbf{q}_2 - \frac{1}{\sqrt{n}} \sigma \mathbf{h} \right\|^2 \\ = \tilde{\nu} \left(1 + \frac{1}{\tilde{\nu}^2} \left\| \frac{1}{\sqrt{n}} \begin{bmatrix} \mathbf{u}_1 \\ \mathbf{u}_2 \end{bmatrix} - \frac{1}{\sqrt{n}} \kappa_1 \alpha_1 \mathbf{q}_1 - \frac{1}{\sqrt{n}} \kappa_2 \alpha_2 \mathbf{q}_2 - \frac{1}{\sqrt{n}} \sigma \mathbf{h} \right\|^2 \right) \\ = \tilde{\nu} h_1\left(\frac{\tilde{\boldsymbol{\theta}}}{\tilde{\nu}}\right),$$

which is jointly convex in $(\tilde{\boldsymbol{\theta}}, \tilde{\nu})$ since h_1 is convex in $\tilde{\boldsymbol{\theta}}$. The joint convexity of the objective function follows from the joint convexity of $g_1(\tilde{\boldsymbol{\theta}}, \tilde{\nu})$ and the convexity of $\rho(\cdot)$. To perform minimization over $\mathbf{u}_1, \mathbf{u}_2$, we use Sion's minimax theorem to swap the order of minimization and maximization, arrive at

$$\min_{\substack{\sigma \geq 0, \tilde{\nu} > 0 \\ \alpha_1, \alpha_2 \in \mathbb{R}}} \max_{r \in [0, V]} \min_{\mathbf{u}_1 \in \mathbb{R}^n, \mathbf{u}_2 \in \mathbb{R}^M} \left(\frac{1}{n} \mathbf{1}^T \rho(\mathbf{u}_1) - \frac{1}{n} \mathbf{y}_1^T \mathbf{u}_1 + \frac{\tau_0}{M} \mathbf{1}^T \rho(\mathbf{u}_2) - \frac{\tau_0}{M} \mathbf{y}_2^T \mathbf{u}_2 - \frac{\sigma r}{\sqrt{n}} \left\| \mathbf{P}^\perp \mathbf{g} \right\| \right. \\ \left. + \frac{r\tilde{\nu}}{2} + \frac{r}{2\tilde{\nu}} \left\| \frac{1}{\sqrt{n}} \begin{bmatrix} \mathbf{u}_1 \\ \mathbf{u}_2 \end{bmatrix} - \frac{1}{\sqrt{n}} \kappa_1 \alpha_1 \mathbf{q}_1 - \frac{1}{\sqrt{n}} \kappa_2 \alpha_2 \mathbf{q}_2 - \frac{1}{\sqrt{n}} \sigma \mathbf{h} \right\|^2 \right)$$

A.5.5.1. Minimization over $\mathbf{u}_1, \mathbf{u}_2$: We now focus on the optimization over $\mathbf{u}_1 \in \mathbb{R}^n$ and $\mathbf{u}_2 \in \mathbb{R}^M$. Specifically, we analyze the following problem:

$$(47) \quad \min_{\mathbf{u}_1 \in \mathbb{R}^n, \mathbf{u}_2 \in \mathbb{R}^M} \left(\frac{1}{n} \mathbf{1}^T \rho(\mathbf{u}_1) - \frac{1}{n} \mathbf{y}_1^T \mathbf{u}_1 + \frac{\tau_0}{M} \mathbf{1}^T \rho(\mathbf{u}_2) - \frac{\tau_0}{M} \mathbf{y}_2^T \mathbf{u}_2 \right. \\ \left. + \frac{r}{2\tilde{\nu}} \left\| \frac{1}{\sqrt{n}} \begin{bmatrix} \mathbf{u}_1 \\ \mathbf{u}_2 \end{bmatrix} - \frac{1}{\sqrt{n}} \kappa_1 \alpha_1 \mathbf{q}_1 - \frac{1}{\sqrt{n}} \kappa_2 \alpha_2 \mathbf{q}_2 - \frac{1}{\sqrt{n}} \sigma \mathbf{h} \right\|^2 \right).$$

Note that the three vectors $\mathbf{q}_1, \mathbf{q}_2, \mathbf{h}$ are $n + M$ dimensional and have independent standard normal entries. Each of these vectors can be divided into two parts corresponding to \mathbf{u}_1 and \mathbf{u}_2 as

$$\mathbf{q}_1 = \begin{bmatrix} \mathbf{q}_1^{up} \\ \mathbf{q}_1^{down} \end{bmatrix}, \quad \mathbf{q}_2 = \begin{bmatrix} \mathbf{q}_2^{up} \\ \mathbf{q}_2^{down} \end{bmatrix}, \quad \mathbf{h} = \begin{bmatrix} \mathbf{h}^{up} \\ \mathbf{h}^{down} \end{bmatrix}.$$

For the terms involving \mathbf{y}_1 and \mathbf{u}_1 , we use the following completion of squares:

$$(48) \quad \begin{aligned} & -\frac{1}{n}\mathbf{y}_1^T \mathbf{u}_1 + \frac{r}{2\tilde{\nu}} \left\| \frac{1}{\sqrt{n}} \mathbf{u}_1 - \frac{1}{\sqrt{n}} \kappa_1 \alpha_1 \mathbf{q}_1^{up} - \frac{1}{\sqrt{n}} \kappa_2 \alpha_2 \mathbf{q}_2^{up} - \frac{1}{\sqrt{n}} \sigma \mathbf{h}^{up} \right\|^2 + \frac{\sigma}{n} \mathbf{y}_1^T \mathbf{h}^{up} \\ &= \frac{r}{2\tilde{\nu}} \left\| \frac{1}{\sqrt{n}} \mathbf{u}_1 - \frac{1}{\sqrt{n}} \kappa_1 \alpha_1 \mathbf{q}_1^{up} - \frac{1}{\sqrt{n}} \kappa_2 \alpha_2 \mathbf{q}_2^{up} - \frac{1}{\sqrt{n}} \sigma \mathbf{h}^{up} - \frac{\tilde{\nu}}{r\sqrt{n}} \mathbf{y}_1 \right\|^2 - \frac{\tilde{\nu}}{2rn} \|\mathbf{y}_1\|^2 - \frac{\kappa_1 \alpha_1}{n} \mathbf{y}_1^T \mathbf{q}_1^{up} - \frac{\kappa_2 \alpha_2}{n} \mathbf{y}_1^T \mathbf{q}_2^{up}. \end{aligned}$$

Similarly, by completing the squares for the terms that involve \mathbf{y}_2 and \mathbf{u}_2 , we have

$$(49) \quad \begin{aligned} & -\frac{\tau_0}{M} \mathbf{y}_2^T \mathbf{u}_2 + \frac{r}{2\tilde{\nu}} \left\| \frac{1}{\sqrt{n}} \mathbf{u}_2 - \frac{1}{\sqrt{n}} \kappa_1 \alpha_1 \mathbf{q}_1^{down} - \frac{1}{\sqrt{n}} \kappa_2 \alpha_2 \mathbf{q}_2^{down} - \frac{1}{\sqrt{n}} \sigma \mathbf{h}^{down} \right\|^2 + \frac{\tau_0 \sigma}{M} \mathbf{y}_2^T \mathbf{h}^{down} \\ &= \frac{\tau_0}{M} \left[\frac{rm}{2\tau_0 \tilde{\nu}} \left\| \mathbf{u}_2 - \kappa_1 \alpha_1 \mathbf{q}_1^{down} - \kappa_2 \alpha_2 \mathbf{q}_2^{down} - \sigma \mathbf{h}^{down} - \frac{\tau_0 \tilde{\nu}}{rm} \mathbf{y}_2 \right\|^2 - \frac{\tau_0 \tilde{\nu}}{2rm} \|\mathbf{y}_2\|^2 - \kappa_1 \alpha_1 \mathbf{y}_1^T \mathbf{q}_1^{down} - \kappa_2 \alpha_2 \mathbf{y}_1^T \mathbf{q}_2^{down} \right]. \end{aligned}$$

Eq.(46) can be rewritten as

$$\begin{aligned} & \min_{\substack{\sigma \geq 0, \tilde{\nu} > 0 \\ \alpha_1, \alpha_2 \in \mathbb{R}}} \max_{r \in [0, V]} \min_{\mathbf{u}_1 \in \mathbb{R}^n, \mathbf{u}_2 \in \mathbb{R}^M} \left(\frac{1}{n} \mathbf{1}^T \rho(\mathbf{u}_1) + \frac{r}{2\tilde{\nu}n} \left\| \mathbf{u}_1 - \kappa_1 \alpha_1 \mathbf{q}_1^{up} - \kappa_2 \alpha_2 \mathbf{q}_2^{up} - \sigma \mathbf{h}^{up} - \frac{\tilde{\nu}}{r} \mathbf{y}_1 \right\|^2 \right. \\ & \quad - \frac{\tilde{\nu}}{2rn} \|\mathbf{y}_1\|^2 - \frac{\kappa_1 \alpha_1}{n} \mathbf{y}_1^T \mathbf{q}_1^{up} - \frac{\kappa_2 \alpha_2}{n} \mathbf{y}_1^T \mathbf{q}_2^{up} - \frac{\sigma}{n} \mathbf{y}_1^T \mathbf{h}^{up} \\ & \quad + \frac{\tau_0}{M} \mathbf{1}^T \rho(\mathbf{u}_2) + \frac{\tau_0}{M} \frac{rm}{2\tau_0 \tilde{\nu}} \left\| \mathbf{u}_2 - \kappa_1 \alpha_1 \mathbf{q}_1^{down} - \kappa_2 \alpha_2 \mathbf{q}_2^{down} - \sigma \mathbf{h}^{down} - \frac{\tau_0 \tilde{\nu}}{rm} \mathbf{y}_2 \right\|^2 \\ & \quad + \frac{\tau_0}{M} \left[-\frac{\tau_0 \tilde{\nu}}{2rm} \|\mathbf{y}_2\|^2 - \kappa_1 \alpha_1 \mathbf{y}_1^T \mathbf{q}_1^{down} - \kappa_2 \alpha_2 \mathbf{y}_1^T \mathbf{q}_2^{down} - \frac{\tau_0 \sigma}{M} \mathbf{y}_2^T \mathbf{h}^{down} \right] \\ & \quad \left. - \frac{\sigma r}{\sqrt{n}} \|\mathbf{P}^\perp \mathbf{g}\| + \frac{r\tilde{\nu}}{2} \right). \end{aligned}$$

Now we can perform the minimization over $\mathbf{u}_1, \mathbf{u}_2$. Based on the definition of the Moreau envelope, we can express the minimization over \mathbf{u}_1 as

$$\begin{aligned} & \min_{\mathbf{u}_1 \in \mathbb{R}^n} \frac{1}{n} \mathbf{1}^T \rho \mathbf{u}_1 + \frac{r}{2\tilde{\nu}n} \left\| \mathbf{u}_1 - \kappa_1 \alpha_1 \mathbf{q}_1^{up} - \kappa_2 \alpha_2 \mathbf{q}_2^{up} - \sigma \mathbf{h}^{up} - \frac{\tilde{\nu}}{r} \mathbf{y}_1 \right\|^2 \\ &= \frac{1}{n} M_{\rho(\cdot)} \left(\kappa_1 \alpha_1 \mathbf{q}_1^{up} + \kappa_2 \alpha_2 \mathbf{q}_2^{up} + \sigma \mathbf{h}^{up} + \frac{\tilde{\nu}}{r} \mathbf{y}_1, \frac{\tilde{\nu}}{r} \right), \end{aligned}$$

and the one over \mathbf{u}_2 as

$$\begin{aligned} & \min_{\mathbf{u}_2 \in \mathbb{R}^M} \frac{\tau_0}{M} \mathbf{1}^T \rho(\mathbf{u}_2) + \frac{\tau_0}{M} \frac{rm}{2\tau_0 \tilde{\nu}} \left\| \mathbf{u}_2 - \kappa_1 \alpha_1 \mathbf{q}_1^{down} - \kappa_2 \alpha_2 \mathbf{q}_2^{down} - \sigma \mathbf{h}^{down} - \frac{\tau_0 \tilde{\nu}}{rm} \mathbf{y}_2 \right\|^2 \\ &= \frac{\tau_0}{M} M_{\rho(\cdot)} \left(\kappa_1 \alpha_1 \mathbf{q}_1^{down} + \kappa_2 \alpha_2 \mathbf{q}_2^{down} + \sigma \mathbf{h}^{down} + \frac{\tau_0 \tilde{\nu}}{rm} \mathbf{y}_2, \frac{\tau_0 \tilde{\nu}}{rm} \right). \end{aligned}$$

As a result, Eq.(46) can be simplified as

$$(50) \quad \min_{\substack{\sigma \geq 0, \tilde{\nu} > 0 \\ \alpha_1, \alpha_2 \in \mathbb{R}}} \max_{r \geq 0} \mathcal{R}_n(\sigma, r, \tilde{\nu}, \alpha_1, \alpha_2)$$

where

$$\begin{aligned} \mathcal{R}_n(\sigma, r, \tilde{\nu}, \alpha_1, \alpha_2) &:= \frac{1}{n} M_{\rho(\cdot)} \left(\kappa_1 \alpha_1 \mathbf{q}_1^{up} + \kappa_2 \alpha_2 \mathbf{q}_2^{up} + \sigma \mathbf{h}^{up} + \frac{\tilde{\nu}}{r} \mathbf{y}_1, \frac{\tilde{\nu}}{r} \right) \\ &+ \frac{\tau_0}{M} M_{\rho(\cdot)} \left(\kappa_1 \alpha_1 \mathbf{q}_1^{down} + \kappa_2 \alpha_2 \mathbf{q}_2^{down} + \sigma \mathbf{h}^{down} + \frac{\tau_0 \tilde{\nu}}{rm} \mathbf{y}_2, \frac{\tau_0 \tilde{\nu}}{rm} \right) \end{aligned}$$

$$\begin{aligned}
& -\frac{\tilde{\nu}}{2rn} \|\mathbf{y}_1\|^2 - \frac{\kappa_1 \alpha_1}{n} \mathbf{y}_1^T \mathbf{q}_1^{up} - \frac{\kappa_2 \alpha_2}{n} \mathbf{y}_1^T \mathbf{q}_2^{up} - \frac{\sigma}{n} \mathbf{y}_1^T \mathbf{h}^{up} \\
& + \frac{\tau_0}{M} \left[-\frac{\tau_0 \tilde{\nu}}{2rn} \|\mathbf{y}_2\|^2 - \kappa_1 \alpha_1 \mathbf{y}_2^T \mathbf{q}_1^{down} - \kappa_2 \alpha_2 \mathbf{y}_2^T \mathbf{q}_2^{down} - \frac{\tau_0 \sigma}{M} \mathbf{y}_2^T \mathbf{h}^{down} \right] \\
& - \frac{\sigma r}{\sqrt{n}} \|\mathbf{P}^\perp \mathbf{g}\| + \frac{r \tilde{\nu}}{2}.
\end{aligned}$$

Since the partial minimization of a convex function over a convex feasible set preserves the convexity, the objective function \mathcal{R}_n is jointly convex in $(\sigma, \tilde{\nu}, \alpha_1, \alpha_2)$ for any r . By Danskin's theorem (Danskin, 1966), \mathcal{R}_n is concave in r for any $(\sigma, \tilde{\nu}, \alpha_1, \alpha_2)$. In the following, we aim to find the limit of \mathcal{R}_n and then show that the solution to \mathcal{R}_n converges to the solution to the limit.

A.5.5.2. Limit of $\mathcal{R}_n(\sigma, r, \tilde{\nu}, \alpha_1, \alpha_2)$. Fix any $(\sigma, r, \tilde{\nu}, \alpha_1, \alpha_2)$. Using SLLN (as well as the SLLN for the constants defined in (43)), we have as $n \rightarrow \infty$,

$$\begin{aligned}
(51) \quad & \frac{1}{n} M_{\rho(\cdot)} \left(\kappa_1 \alpha_1 \mathbf{q}_1^{up} + \kappa_2 \alpha_2 \mathbf{q}_2^{up} + \sigma \mathbf{h}^{up} + \frac{\tilde{\nu}}{r} \mathbf{y}_1, \frac{\tilde{\nu}}{r} \right) \xrightarrow{a.s.} \mathbb{E} \left(M_{\rho(\cdot)} (\kappa_1 \alpha_1 Z_1 + \kappa_2 \alpha_2 Z_2 + \sigma Z_3 + \frac{\tilde{\nu}}{r} \text{Ber}(\rho'(\kappa_1 Z_1))), \frac{\tilde{\nu}}{r} \right), \\
& \frac{\tau_0}{M} M_{\rho(\cdot)} \left(\kappa_1 \alpha_1 \mathbf{q}_1^{down} + \kappa_2 \alpha_2 \mathbf{q}_2^{down} + \sigma \mathbf{h}^{down} + \frac{\tau_0 \tilde{\nu}}{rm} \mathbf{y}_2, \frac{\tau_0 \tilde{\nu}}{rm} \right) \\
& \xrightarrow{a.s.} \tau_0 \mathbb{E} \left(M_{\rho(\cdot)} (\kappa_1 \alpha_1 Z_1 + \kappa_2 \alpha_2 Z_2 + \sigma Z_3 + \frac{\tau_0 \tilde{\nu}}{rm} \text{Ber}(\rho'(\kappa_2 \xi Z_1 + \kappa_2 \sqrt{1 - \xi^2} Z_2))), \frac{\tau_0 \tilde{\nu}}{rm} \right).
\end{aligned}$$

Recall that $\mathbf{y}_1 = \text{Ber}(\rho'(\frac{1}{\sqrt{p}} \mathbf{H}_1 \boldsymbol{\beta}_0)) = \text{Ber}(\rho'(\kappa \mathbf{q}_1^{up}))$, we have

$$\frac{1}{n} \mathbf{y}_1^T \mathbf{q}_1^{up} = \frac{1}{n} \sum_{i=1}^n y_{1i} q_{1i}^{up} = \frac{1}{n} \sum_{i=1}^n \text{Ber}(\rho'(\kappa_1 q_{1i}^{up})) q_{1i}^{up} \xrightarrow{a.s.} \mathbb{E}_Z [Z \cdot \rho'(\kappa_1 Z)] = \kappa_1 \mathbb{E}_Z [\rho''(\kappa Z)],$$

$$\text{and } \frac{1}{n} \|\mathbf{y}_1\|^2 = \frac{1}{n} \sum_{i=1}^n y_{1i}^2 \xrightarrow[n \rightarrow \infty]{\text{SLLN}} \mathbb{E}[y_{1i}^2] = \mathbb{E}[y_{1i}] = \mathbb{E}_Z [\rho'(\kappa Z)] = \frac{1}{2},$$

where the last equality follows from Lemma A.17. The other two inner products $\frac{1}{n} \mathbf{y}_1^T \mathbf{h}^{up}$ and $\frac{1}{n} \mathbf{y}_1^T \mathbf{q}_2^{up}$ are of order $1/\sqrt{n}$ since \mathbf{y}_1 is independent of both \mathbf{h} and \mathbf{q}_2 , and we can ignore them in the limit.

Recall that $\mathbf{y}_2 = \text{Ber}(\rho'(\frac{1}{\sqrt{p}} \mathbf{H} \boldsymbol{\beta}_0)) = \text{Ber}(\rho'(\kappa_2 \xi \mathbf{q}_1^{down} + \kappa_2 \sqrt{1 - \xi^2} \mathbf{q}_2^{down}))$, we have

$$\begin{aligned}
\frac{1}{M} \mathbf{y}_2^T \mathbf{q}_1^{down} &= \frac{1}{M} \sum_{i=1}^M y_{2i} q_{1i}^{down} = \frac{1}{M} \sum_{i=1}^M \text{Ber} \left(\rho' \left(\kappa_2 \xi q_{1i}^{down} + \kappa_2 \sqrt{1 - \xi^2} q_{2i}^{down} \right) \right) q_{1i}^{down} \\
&\xrightarrow{a.s.} \mathbb{E} \left[Z_1 \cdot \rho'(\kappa_2 \xi Z_1 + \kappa_2 \sqrt{1 - \xi^2} Z_2) \right] = \kappa_2 \xi \mathbb{E} \left[\rho''(\kappa_2 \xi Z_1 + \kappa_2 \sqrt{1 - \xi^2} Z_2) \right]
\end{aligned}$$

and

$$\begin{aligned}
\frac{1}{M} \mathbf{y}_2^T \mathbf{q}_2^{down} &= \frac{1}{M} \sum_{i=1}^M y_{2i} q_{2i}^{down} = \frac{1}{M} \sum_{i=1}^M \text{Ber} \left(\rho' \left(\kappa_2 \xi q_{1i}^{down} + \kappa_2 \sqrt{1 - \xi^2} q_{2i}^{down} \right) \right) q_{2i}^{down} \\
&\xrightarrow{a.s.} \mathbb{E} \left[Z_1 \cdot \rho'(\kappa_2 \xi Z_1 + \kappa_2 \sqrt{1 - \xi^2} Z_2) \right] = \kappa_2 \sqrt{1 - \xi^2} \mathbb{E} \left[\rho''(\kappa_2 \xi Z_1 + \kappa_2 \sqrt{1 - \xi^2} Z_2) \right],
\end{aligned}$$

where $Z_1, Z_2 \sim N(0, 1)$ independently.

For the term $\frac{\sigma r}{\sqrt{n}} \|\mathbf{P}^\perp \mathbf{g}\|$, since $\mathbf{g} \in \mathbb{R}^p$ has i.i.d. standard normal entries, we can approximate $\frac{\sigma r}{\sqrt{n}} \|\mathbf{P}^\perp \mathbf{g}\|$ with $\frac{\sigma r}{\sqrt{\delta}}$ by SLLN for any fixed (σ, r) , where $\delta := \frac{n}{p}$ is the oversampling ratio.

Putting all these together, the point-wise limit of the objective function $\mathcal{R}_n(\sigma, r, \tilde{\nu}, \alpha_1, \alpha_2)$, denoted by $\mathcal{R}(\sigma, r, \tilde{\nu}, \alpha_1, \alpha_2)$, can be expressed as follows:

$$\begin{aligned} \mathcal{R}(\sigma, r, \tilde{\nu}, \alpha_1, \alpha_2) &= \lim_{n \rightarrow \infty} \mathcal{R}_n(\sigma, r, v, \alpha_1, \alpha_2) \\ &= \left\{ -\frac{r\sigma}{\sqrt{\delta}} + \frac{r\tilde{\nu}}{2} - \frac{\tilde{\nu}}{4r} - \kappa_1^2 \alpha_1 \mathbb{E}(\rho''(\kappa_1 Z_1)) \right. \\ &\quad - \frac{\tau_0^2 \tilde{\nu}}{4rm} - \tau_0 \kappa_2 \mathbb{E}(\rho''(\kappa_2 \xi Z_1 + \kappa_2 \sqrt{1 - \xi^2} Z_2)) (\alpha_1 \kappa_1 \xi + \alpha_2 \kappa_2 \sqrt{1 - \xi^2}) \\ &\quad + \mathbb{E} \left[M_{\rho(\cdot)} \left(\kappa_1 \alpha_1 Z_1 + \kappa_2 \alpha_2 Z_2 + \sigma Z_3 + \frac{\tilde{\nu}}{r} \text{Ber}(\rho'(\kappa_1 Z_1)), \frac{\tilde{\nu}}{r} \right) \right] \\ &\quad \left. + \tau_0 \mathbb{E} \left[M_{\rho(\cdot)} \left(\kappa_1 \alpha_1 Z_1 + \kappa_2 \alpha_2 Z_2 + \sigma Z_3 + \frac{\tau_0 \tilde{\nu}}{rm} \text{Ber}(\rho'(\kappa_2 \xi Z_1 + \kappa_2 \sqrt{1 - \xi^2} Z_2)), \frac{\tau_0 \tilde{\nu}}{rm} \right) \right] \right\}. \end{aligned}$$

Since taking point-wise limit preserves the convexity and the concavity, we know that $\mathcal{R}(\sigma, r, \tilde{\nu}, \alpha_1, \alpha_2)$ is concave in r and jointly convex in $(\sigma, \tilde{\nu}, \alpha_1, \alpha_2)$. Define an scalar optimization based on $\mathcal{R}(\sigma, r, \tilde{\nu}, \alpha_1, \alpha_2)$

$$(52) \quad \min_{\substack{\sigma \geq 0, \tilde{\nu} > 0 \\ \alpha_1, \alpha_2 \in \mathbb{R}}} \max_{r \in [0, V]} \mathcal{R}(\sigma, r, \tilde{\nu}, \alpha_1, \alpha_2),$$

and let $(\sigma_*, r_*, \tilde{\nu}_*, \alpha_{1*}, \alpha_{2*})$ be the solution to the optimization in (52). We will show below that optima of (50) will converge to $(\sigma_*, r_*, \tilde{\nu}_*, \alpha_{1*}, \alpha_{2*})$.

A.5.5.3. Converge of the optima. In order to justify the convergence of the optima of \mathcal{R}_n , we should show that the domain for $(\sigma, r, \tilde{\nu}, \alpha_1, \alpha_2)$ is uniformly bounded in the following sense:

$$(53) \quad \begin{aligned} \sigma &= \left\| \mathbf{P}^\perp \boldsymbol{\beta} \right\| \leq \|\boldsymbol{\beta}\| \leq c_1, \\ |\alpha_1| &= \left| \frac{\mathbf{e}_1^T \boldsymbol{\beta}}{\kappa_1} \right| \leq \frac{\|\boldsymbol{\beta}\|}{\kappa_1} \leq c_1 / \kappa_1, \\ |\alpha_2| &= \left| \frac{\mathbf{e}_2^T \boldsymbol{\beta}}{\kappa_2} \right| \leq \frac{\|\boldsymbol{\beta}\|}{\kappa_2} \leq c_1 / \kappa_2, \\ r &= \|\mathbf{v}\| \leq V \end{aligned}$$

The first three inequalities in (53) follow from the fact that the feasible set of $\boldsymbol{\beta}$ is a closed ball centered at the origin and has a constant radius, as proved in (35). The last inequality regarding r follows from the fact that the feasible set for the variable \mathbf{v} is a closed ball with a constant radius. For the scalar variable $\tilde{\nu}$, we recall its definition in

$$(54) \quad \begin{aligned} &\left\| \frac{1}{\sqrt{n}} \begin{bmatrix} \mathbf{u}_1 \\ \mathbf{u}_2 \end{bmatrix} - \frac{1}{\sqrt{n}} \kappa_1 \alpha_1 \mathbf{q}_1 - \frac{1}{\sqrt{n}} \kappa_2 \alpha_2 \mathbf{q}_2 - \frac{1}{\sqrt{n}} \sigma \mathbf{h} \right\| \\ &= \min_{\tilde{\nu} > 0} \left\{ \frac{\tilde{\nu}}{2} + \frac{1}{2\tilde{\nu}} \left\| \frac{1}{\sqrt{n}} \begin{bmatrix} \mathbf{u}_1 \\ \mathbf{u}_2 \end{bmatrix} - \frac{1}{\sqrt{n}} \kappa_1 \alpha_1 \mathbf{q}_1 - \frac{1}{\sqrt{n}} \kappa_2 \alpha_2 \mathbf{q}_2 - \frac{1}{\sqrt{n}} \sigma \mathbf{h} \right\|^2 \right\}, \end{aligned}$$

where the optimal $\hat{\tilde{\nu}}$ is equal to $\frac{1}{\sqrt{n}} \left\| \begin{bmatrix} \mathbf{u}_1 \\ \mathbf{u}_2 \end{bmatrix} - \kappa_1 \alpha_1 \mathbf{q}_1 - \kappa_2 \alpha_2 \mathbf{q}_2 - \sigma \mathbf{h} \right\|$. Therefore, we can, without changing the formulation, restrict the feasible set of $\tilde{\nu}$ to be an interval with the right end larger than $\hat{\tilde{\nu}}$. Since we have already shown $\left\| \begin{bmatrix} \mathbf{u}_1 \\ \mathbf{u}_2 \end{bmatrix} \right\| \leq C\sqrt{n}$ for large enough sample

size n in (36), by the triangle inequality, it suffices to bound $\frac{1}{\sqrt{n}}\|\kappa_1\alpha_1\mathbf{q}_1 + \kappa_2\alpha_2\mathbf{q}_2 + \sigma\mathbf{h}\|$. Recall $\mathbf{q}_1, \mathbf{q}_2$ and \mathbf{h} are random vectors with independent standard Gaussian random variable as entries. By lemma A.16 and (53), we have

$$\begin{aligned}\mathbb{P}(\|\kappa_1\alpha_1\mathbf{q}_1\| > 2c_1\sqrt{n+M}) &\leq \exp(-(n+M)/2), \\ P(\|\kappa_2\alpha_2\mathbf{q}_2\| > 2c_1\sqrt{n+M}) &\leq \exp(-(n+M)/2), \\ P(\|\sigma\mathbf{h}\| > 2c_1\sqrt{n+M}) &\leq \exp(-(n+M)/2).\end{aligned}$$

By union bound and Borel Cantelli lemma, we have

$$(55) \quad \mathbb{P}\left(\left\{\frac{1}{\sqrt{n}}\|\kappa_1\alpha_1\mathbf{q}_1 + \kappa_2\alpha_2\mathbf{q}_2 + \sigma\mathbf{h}\| > 6c_1\sqrt{1+m}\right\} \text{ happens infinitely many times}\right) = 0$$

Therefore, we can constrain the feasible set of \tilde{v} to be bounded.

Up to this point, we have shown that the objective function in (46) converges point-wise to the objective function $\mathcal{R}(\sigma, r, \tilde{v}, \alpha_1, \alpha_2)$. Furthermore, we've established that both objective functions are joint convex with respect to $(\sigma, \tilde{v}, \alpha_1, \alpha_2)$ and concave with respect to r , within a compact domain for these parameters. Drawing on similar reasoning as presented in the proof of Dai et al. (2023a, Lemma A.1) and in Javanmard and Soltanolkotabi (2022, Appendix B.3.3), which in turn make use of arguments from Thrampoulidis, Abbasi and Hassibi (2018, Lemma A.5), we can conclude that the optimal solutions in (46), denoted as $(\hat{\sigma}, \hat{r}, \hat{\tilde{v}}, \hat{\alpha}_1, \hat{\alpha}_2)$, will uniformly converge to the optimal solution $(\sigma_*, r_*, \tilde{v}_*, \alpha_{1*}, \alpha_{2*})$ in (52).

A.5.6. Finding the optimality condition of the limiting scalar optimization. We characterize the solution to the optimization in (52). To facilitate the analysis in the following, we reparametrize \tilde{v} by introducing $v = 1/\tilde{v}$. The original scalar optimization become:

$$(56) \quad \min_{\substack{\alpha_1 \in \mathbb{R}, \alpha_2 \in \mathbb{R} \\ v, \sigma > 0}} \max_{r > 0} \left\{ -\frac{r\sigma}{\sqrt{\delta}} + \frac{r}{2v} \right. \\ - \frac{1}{4rv} - \kappa_1^2\alpha_1\mathbb{E}(\rho''(\kappa_1Z_1)) - \frac{\tau_0^2}{4rvm} - \tau_0\kappa_2\mathbb{E}(\rho''(\kappa_2\xi Z_1 + \kappa_2\sqrt{1-\xi^2}Z_2))(\alpha_1\kappa_1\xi + \alpha_2\kappa_2\sqrt{1-\xi^2}) \\ + \mathbb{E}(M_{\rho(\cdot)}(\kappa_1\alpha_1Z_1 + \kappa_2\alpha_2Z_2 + \sigma Z_3 + \frac{1}{rv}\text{Ber}(\rho'(\kappa_1Z_1)), \frac{1}{rv})) \\ \left. + \tau_0\mathbb{E}(M_{\rho(\cdot)}(\kappa_1\alpha_1Z_1 + \kappa_2\alpha_2Z_2 + \sigma Z_3 + \frac{\tau_0}{rvm}\text{Ber}(\rho'(\kappa_2\xi Z_1 + \kappa_2\sqrt{1-\xi^2}Z_2)), \frac{\tau_0}{rvm})) \right\}.$$

Let $C(r, v, \sigma, \alpha_1, \alpha_2)$ denote the objective function in (56), we aim to analyze the optima of $C(\cdot)$, i.e., $(r^*, v^*, \sigma^*, \alpha_1^*, \alpha_2^*)$. Since the objective function is smooth, they should satisfy the first order optimality condition, i.e.,

$$(57) \quad \nabla C = \mathbf{0}$$

We will show that (57) will reduce to our system of nonlinear equations in (11). We start by taking derivative of the objective function $C(\cdot)$ w.r.t. r and v and set that equal to zero. We state the following lemma which will be exploited in taking the derivatives.

LEMMA A.19. *For fixed values of $\kappa_1, \kappa_2, \alpha$, and σ , let the function $F_1 : \mathbb{R}_+ \rightarrow \mathbb{R}, F_2 : \mathbb{R}_+ \rightarrow \mathbb{R}$ be defined as follows,*

$$(58) \quad \begin{aligned}F_1(\gamma) &= \mathbb{E}(M_{\rho(\cdot)}(\kappa_1\alpha_1Z_1 + \kappa_2\alpha_2Z_2 + \sigma Z_3 + \gamma\text{Ber}(\rho'(\kappa_1Z_1)), \gamma)) \\ F_2(\gamma_0) &= \mathbb{E}(M_{\rho(\cdot)}(\kappa_1\alpha_1Z_1 + \kappa_2\alpha_2Z_2 + \sigma Z_3 + \gamma_0\text{Ber}(\rho'(\kappa_2\xi Z_1 + \kappa_2\sqrt{1-\xi^2}Z_2)), \gamma_0))\end{aligned}$$

then the derivative of $F_1(\cdot), F_2(\cdot)$ would be as follows:

$$F_1'(\gamma) = \frac{1}{4} - \frac{1}{\gamma^2} \mathbb{E} \left[\rho'(-\kappa_1 Z_1) \left(\kappa_1 \alpha_1 Z_1 + \kappa_2 \alpha_2 Z_2 + \sigma Z_3 - \text{Prox}_{\gamma \rho(\cdot)}(\kappa_1 \alpha_1 Z_1 + \kappa_2 \alpha_2 Z_2 + \sigma Z_3) \right)^2 \right]$$

$$F_2'(\gamma_0) = \frac{1}{4} - \frac{1}{\gamma_0^2} \mathbb{E} \left[\rho' \left(-\kappa_2 \xi Z_1 - \kappa_2 \sqrt{1 - \xi^2} Z_2 \right) \left(\kappa_1 \alpha_1 Z_1 + \kappa_2 \alpha_2 Z_2 + \sigma Z_3 - \text{Prox}_{\gamma_0 \rho(\cdot)}(\kappa_1 \alpha_1 Z_1 + \kappa_2 \alpha_2 Z_2 + \sigma Z_3) \right)^2 \right]$$

Taking advantage of Lemma A.17, the derivation of Lemma A.19 follow directly from proof of lemma 7 in Salehi, Abbasi and Hassibi (2019). To make use of Lemma A.19, we set new variables $\gamma = \frac{1}{rv}$ and $\gamma_0 = \frac{\tau_0}{rvm}$, then we have

$$\frac{\partial C}{\partial v} = -\frac{r}{2v^2} + \frac{1}{v^2 r \gamma^2} \mathbb{E} \left[\rho'(-\kappa_1 Z_1) \left(\kappa_1 \alpha_1 Z_1 + \kappa_2 \alpha_2 Z_2 + \sigma Z_3 - \text{Prox}_{\gamma \rho(\cdot)}(\kappa_1 \alpha_1 Z_1 + \kappa_2 \alpha_2 Z_2 + \sigma Z_3) \right)^2 \right]$$

$$+ \frac{\tau_0^2}{mv^2 r \gamma_0^2} \mathbb{E} \left[\rho' \left(-\kappa_2 \xi Z_1 - \kappa_2 \sqrt{1 - \xi^2} Z_2 \right) \left(\kappa_1 \alpha_1 Z_1 + \kappa_2 \alpha_2 Z_2 + \sigma Z_3 - \text{Prox}_{\gamma_0 \rho(\cdot)}(\kappa_1 \alpha_1 Z_1 + \kappa_2 \alpha_2 Z_2 + \sigma Z_3) \right)^2 \right]$$

Setting $\frac{\partial C}{\partial v} = 0$ we can get

$$(59) \quad \frac{r^2 \gamma^2}{2} = \mathbb{E} \left[\rho'(-\kappa_1 Z_1) \left(\kappa_1 \alpha_1 Z_1 + \kappa_2 \alpha_2 Z_2 + \sigma Z_3 - \text{Prox}_{\gamma \rho(\cdot)}(\kappa_1 \alpha_1 Z_1 + \kappa_2 \alpha_2 Z_2 + \sigma Z_3) \right)^2 \right]$$

$$+ m \mathbb{E} \left[\rho' \left(-\kappa_2 \xi Z_1 - \kappa_2 \sqrt{1 - \xi^2} Z_2 \right) \left(\kappa_1 \alpha_1 Z_1 + \kappa_2 \alpha_2 Z_2 + \sigma Z_3 - \text{Prox}_{\gamma_0 \rho(\cdot)}(\kappa_1 \alpha_1 Z_1 + \kappa_2 \alpha_2 Z_2 + \sigma Z_3) \right)^2 \right]$$

since $\frac{\partial C}{\partial v}$ and $\frac{\partial C}{\partial r}$ contain exact same expectation term, we omit the computation of $\frac{\partial C}{\partial r}$.

By setting $\frac{\partial C}{\partial r} = 0$, we can get

$$(60) \quad \sigma^2 = \delta r^2 \gamma^2,$$

LEMMA A.20. For fixed values of κ, α , and γ , let the function $F_3 : \mathbb{R}_+ \rightarrow \mathbb{R}, F_4 : \mathbb{R}_+ \rightarrow \mathbb{R}$ be defined as follows,

$$(61) \quad F_3(\sigma) = \mathbb{E}(M_{\rho(\cdot)}(\kappa_1 \alpha_1 Z_1 + \kappa_2 \alpha_2 Z_2 + \sigma Z_3 + \gamma \text{Ber}(\rho'(\kappa_1 Z_1)), \gamma))$$

$$F_4(\sigma) = \mathbb{E}(M_{\rho(\cdot)}(\kappa_1 \alpha_1 Z_1 + \kappa_2 \alpha_2 Z_2 + \sigma Z_3 + \gamma_0 \text{Ber}(\rho'(\kappa_2 \xi Z_1 + \kappa_2 \sqrt{1 - \xi^2} Z_2)), \gamma_0))$$

then the derivative of $F_3(\cdot), F_4(\cdot)$ would be as follows:

$$F_3'(\sigma) = \frac{\sigma}{\gamma} \left[1 - 2 \mathbb{E} \left(\frac{\rho'(-\kappa_1 Z_1)}{1 + \gamma \rho''(\text{Prox}_{\gamma \rho(\cdot)}(\kappa_1 \alpha_1 Z_1 + \kappa_2 \alpha_2 Z_2 + \sigma Z_3))} \right) \right]$$

$$F_4'(\sigma) = \frac{\sigma}{\gamma_0} \left[1 - 2 \mathbb{E} \left(\frac{\rho'(-\kappa_2 \xi Z_1 - \kappa_2 \sqrt{1 - \xi^2} Z_2)}{1 + \gamma_0 \rho''(\text{Prox}_{\gamma_0 \rho(\cdot)}(\kappa_1 \alpha_1 Z_1 + \kappa_2 \alpha_2 Z_2 + \sigma Z_3))} \right) \right]$$

Lemma A.20 can be derived based on derivative of Moreau envelope and Stein identity as follows,

$$\frac{\partial}{\partial \sigma} \mathbb{E}(M_{\rho(\cdot)}(\kappa_1 \alpha_1 Z_1 + \kappa_2 \alpha_2 Z_2 + \sigma Z_3 + \gamma \text{Ber}(\rho'(\kappa_1 Z_1)), \gamma))$$

$$= \frac{2}{\gamma} \mathbb{E} [Z_3 \rho'(-\kappa_1 Z_1) (\kappa_1 \alpha_1 Z_1 + \kappa_2 \alpha_2 Z_2 + \sigma Z_3 - \text{Prox}_{\gamma \rho(\cdot)}(\kappa_1 \alpha_1 Z_1 + \kappa_2 \alpha_2 Z_2 + \sigma Z_3))]]$$

$$= \frac{\sigma}{\gamma} - \frac{2}{\gamma} \mathbb{E} [Z_3 \rho'(-\kappa_1 Z_1) \text{Prox}_{\gamma \rho(\cdot)}(\kappa_1 \alpha_1 Z_1 + \kappa_2 \alpha_2 Z_2 + \sigma Z_3)]$$

$$= \frac{\sigma}{\gamma} - \frac{2}{\gamma} \mathbb{E} \left(\frac{\sigma \rho'(-\kappa_1 Z_1)}{1 + \gamma \rho''(\text{Prox}_{\gamma \rho(\cdot)}(\kappa_1 \alpha_1 Z_1 + \kappa_2 \alpha_2 Z_2 + \sigma Z_3))} \right)$$

Derivation of $F_4'(\sigma)$ is similar, hence omitted. Based on Lemma A.20, derivative of $C(\cdot)$ w.r.t σ is given by

$$(62) \quad \begin{aligned} \frac{\partial C}{\partial \sigma} = & -\frac{r}{\sqrt{\delta}} + \frac{\sigma}{\gamma} \left[1 - 2\mathbb{E} \left(\frac{\rho'(-\kappa_1 Z_1)}{1 + \gamma \rho''(\text{Prox}_{\gamma\rho(\cdot)}(\kappa_1 \alpha_1 Z_1 + \kappa_2 \alpha_2 Z_2 + \sigma Z_3))} \right) \right] \\ & + \tau_0 \frac{\sigma}{\gamma_0} \left[1 - 2\mathbb{E} \left(\frac{\rho'(-\kappa_2 \xi Z_1 - \kappa_2 \sqrt{1 - \xi^2} Z_2)}{1 + \gamma_0 \rho''(\text{Prox}_{\gamma_0 \rho(\cdot)}(\kappa_1 \alpha_1 Z_1 + \kappa_2 \alpha_2 Z_2 + \sigma Z_3))} \right) \right] \end{aligned}$$

Setting $\frac{\partial C}{\partial \sigma} = 0$ and taking advantage of (60), we are able to get

$$(63) \quad \begin{aligned} 1 - \frac{1}{\delta} + m = & 2\mathbb{E} \left(\frac{\rho'(-\kappa_1 Z_1)}{1 + \gamma \rho''(\text{Prox}_{\gamma\rho(\cdot)}(\kappa_1 \alpha_1 Z_1 + \kappa_2 \alpha_2 Z_2 + \sigma Z_3))} \right) \\ & + 2m\mathbb{E} \left(\frac{\rho'(-\kappa_2 \xi Z_1 - \kappa_2 \sqrt{1 - \xi^2} Z_2)}{1 + \gamma_0 \rho''(\text{Prox}_{\gamma_0 \rho(\cdot)}(\kappa_1 \alpha_1 Z_1 + \kappa_2 \alpha_2 Z_2 + \sigma Z_3))} \right) \end{aligned}$$

where we use the relationship $\gamma_0 = \tau_0 \gamma / m$. So far we have shown that the optimality condition of $C(\cdot)$ are the same as non linear equation 1,2 in (11). Next we take derivative w.r.t α_1 and α_2 . We first present a lemma on derivative of Moreau envelope w.r.t α_1 and α_2 .

LEMMA A.21. *For fixed values of κ, σ , and γ , let the function $F_5 : \mathbb{R} \rightarrow \mathbb{R}, F_6 : \mathbb{R} \rightarrow \mathbb{R}, F_7 : \mathbb{R} \rightarrow \mathbb{R}$ and $F_8 : \mathbb{R} \rightarrow \mathbb{R}$ be defined as follows,*

$$F_5(\alpha_1) = \mathbb{E}(M_{\rho(\cdot)}(\kappa_1 \alpha_1 Z_1 + \kappa_2 \alpha_2 Z_2 + \sigma Z_3 + \gamma \text{Ber}(\rho'(\kappa_1 Z_1)), \gamma))$$

$$F_6(\alpha_1) = \mathbb{E}(M_{\rho(\cdot)}(\kappa_1 \alpha_1 Z_1 + \kappa_2 \alpha_2 Z_2 + \sigma Z_3 + \gamma_0 \text{Ber}(\rho'(\kappa_2 \xi Z_1 + \kappa_2 \sqrt{1 - \xi^2} Z_2)), \gamma_0))$$

$$F_7(\alpha_2) = \mathbb{E}(M_{\rho(\cdot)}(\kappa_1 \alpha_1 Z_1 + \kappa_2 \alpha_2 Z_2 + \sigma Z_3 + \gamma \text{Ber}(\rho'(\kappa_1 Z_1)), \gamma))$$

$$F_8(\alpha_2) = \mathbb{E}(M_{\rho(\cdot)}(\kappa_1 \alpha_1 Z_1 + \kappa_2 \alpha_2 Z_2 + \sigma Z_3 + \gamma_0 \text{Ber}(\rho'(\kappa_2 \xi Z_1 + \kappa_2 \sqrt{1 - \xi^2} Z_2)), \gamma_0))$$

then the derivative of $F_5(\cdot), F_6(\cdot), F_7(\cdot), F_8(\cdot)$ would be as follows:

$$\begin{aligned} \frac{\partial F_5}{\partial \alpha_1} = & \kappa_1^2 \mathbb{E}[\rho''(\kappa_1 Z_1)] + \frac{\kappa_1^2 \alpha_1}{\gamma} + \frac{2\kappa_1^2}{\gamma} \mathbb{E} \left[\rho''(-\kappa_1 Z_1) \text{Prox}_{\gamma\rho(\cdot)}(\kappa_1 \alpha_1 Z_1 + \kappa_2 \alpha_2 Z_2 + \sigma Z_3) \right] \\ & - \frac{2\kappa_1^2}{\gamma} \mathbb{E} \left(\frac{\alpha_1 \rho'(-\kappa_1 Z_1)}{1 + \gamma \rho''(\text{Prox}_{\gamma\rho(\cdot)}(\kappa_1 \alpha_1 Z_1 + \kappa_2 \alpha_2 Z_2 + \sigma Z_3))} \right) \end{aligned}$$

$$\begin{aligned} \frac{\partial F_6}{\partial \alpha_1} = & \kappa_1 \kappa_2 \xi \mathbb{E}(\rho''(-\kappa_2 \xi Z_1 - \kappa_2 \sqrt{1 - \xi^2} Z_2)) + \frac{\kappa_1^2 \alpha_1}{\gamma_0} \\ & + \frac{2\kappa_1 \kappa_2 \xi}{\gamma_0} \mathbb{E} \left[\rho''(-\kappa_2 \xi Z_1 - \kappa_2 \sqrt{1 - \xi^2} Z_2) \text{Prox}_{\gamma_0 \rho(\cdot)}(\kappa_1 \alpha_1 Z_1 + \kappa_2 \alpha_2 Z_2 + \sigma Z_3) \right] \\ & - \frac{2\kappa_1^2}{\gamma_0} \mathbb{E} \left(\frac{\alpha_1 \rho'(-\kappa_2 \xi Z_1 - \kappa_2 \sqrt{1 - \xi^2} Z_2)}{1 + \gamma_0 \rho''(\text{Prox}_{\gamma_0 \rho(\cdot)}(\kappa_1 \alpha_1 Z_1 + \kappa_2 \alpha_2 Z_2 + \sigma Z_3))} \right) \end{aligned}$$

$$\frac{\partial F_7}{\partial \alpha_2} = \frac{\kappa_2^2 \alpha_2}{\gamma} - \frac{2\kappa_2^2}{\gamma} \mathbb{E} \left(\frac{\alpha_2 \rho'(-\kappa_1 Z_1)}{1 + \gamma \rho''(\text{Prox}_{\gamma\rho(\cdot)}(\kappa_1 \alpha_1 Z_1 + \kappa_2 \alpha_2 Z_2 + \sigma Z_3))} \right)$$

$$\begin{aligned} \frac{\partial F_8}{\partial \alpha_2} = & \kappa_2^2 \sqrt{1 - \xi^2} \mathbb{E}(\rho''(-\kappa_2 \xi Z_1 - \kappa_2 \sqrt{1 - \xi^2} Z_2)) + \frac{\kappa_2^2 \alpha_2}{\gamma_0} \\ & + \frac{2\kappa_2^2 \sqrt{1 - \xi^2}}{\gamma_0} \mathbb{E} \left[\rho''(-\kappa_2 \xi Z_1 - \kappa_2 \sqrt{1 - \xi^2} Z_2) \text{Prox}_{\gamma_0 \rho(\cdot)}(\kappa_1 \alpha_1 Z_1 + \kappa_2 \alpha_2 Z_2 + \sigma Z_3) \right] \end{aligned}$$

$$- \frac{2\kappa_2^2}{\gamma_0} \mathbb{E} \left(\frac{\alpha_2 \rho'(-\kappa_2 \xi Z_1 - \kappa_2 \sqrt{1 - \xi^2} Z_2)}{1 + \gamma_0 \rho''(\text{Prox}_{\gamma_0 \rho(\cdot)}(\kappa_1 \alpha_1 Z_1 + \kappa_2 \alpha_2 Z_2 + \sigma Z_3))} \right)$$

The proof for $\frac{\partial F_5}{\partial \alpha_1}$ is shown below, other three derivatives can be derived in same way.

$$\begin{aligned} \frac{\partial F_5}{\partial \alpha_1} &= \mathbb{E} \left[\rho'(\kappa_1 Z_1) \frac{\kappa_1 Z_1}{\gamma} \left(\kappa_1 \alpha_1 Z_1 + \kappa_2 \alpha_2 Z_2 + \sigma Z_3 + \gamma + \text{Prox}_{\gamma \rho(\cdot)}(-\kappa_1 \alpha_1 Z_1 - \kappa_2 \alpha_2 Z_2 - \sigma Z_3) \right) \right] \\ &\quad + \mathbb{E} \left[\rho'(-\kappa_1 Z_1) \frac{\kappa_1 Z_1}{\gamma} \left(\kappa_1 \alpha_1 Z_1 + \kappa_2 \alpha_2 Z_2 + \sigma Z_3 - \text{Prox}_{\gamma \rho(\cdot)}(\kappa_1 \alpha_1 Z_1 + \kappa_2 \alpha_2 Z_2 + \sigma Z_3) \right) \right] \\ &= \kappa_1^2 \mathbb{E}[\rho''(\kappa_1 Z_1)] + \frac{\kappa_1^2 \alpha_1}{\gamma} - \frac{2\kappa_1}{\gamma} \mathbb{E} \left[Z_1 \rho'(-\kappa_1 Z_1) \text{Prox}_{\gamma \rho(\cdot)}(\kappa_1 \alpha_1 Z_1 + \kappa_2 \alpha_2 Z_2 + \sigma Z_3) \right] \\ &= \kappa_1^2 \mathbb{E}[\rho''(\kappa_1 Z_1)] + \frac{\kappa_1^2 \alpha_1}{\gamma} + \frac{2\kappa_1^2}{\gamma} \mathbb{E} \left[\rho''(-\kappa_1 Z_1) \text{Prox}_{\gamma \rho(\cdot)}(\kappa_1 \alpha_1 Z_1 + \kappa_2 \alpha_2 Z_2 + \sigma Z_3) \right] \\ &\quad - \frac{2\kappa_1^2}{\gamma} \mathbb{E} \left(\frac{\alpha_1 \rho'(-\kappa_1 Z_1)}{1 + \gamma \rho''(\text{Prox}_{\gamma \rho(\cdot)}(\kappa_1 \alpha_1 Z_1 + \kappa_2 \alpha_2 Z_2 + \sigma Z_3))} \right) \end{aligned}$$

where we use $\rho'(-x) = 1 - \rho'(x)$, $\text{Prox}_{\gamma \rho(\cdot)}(b + \gamma) = -\text{Prox}_{\gamma \rho(\cdot)}(-b)$ and derivative of Moreau envelope in first equality. For second equality, we apply the Stein identity and Lemma A.17, and we use the Stein identity and derivative of proximal operator of $\rho(\cdot)$ in last equality.

Now we are ready to state the result for $\frac{\partial C}{\partial \alpha_1}$ and $\frac{\partial C}{\partial \alpha_2}$ based on Lemma A.21, we use (63) to replace two expectations when we set partial derivative to zero, we have

$$\begin{aligned} (64) \quad 0 &= \frac{\partial C}{\partial \alpha_1} = \frac{\kappa_1^2 \alpha_1}{\delta \gamma} + \frac{2\kappa_1^2}{\gamma} \mathbb{E} \left[\rho''(-\kappa_1 Z_1) \text{Prox}_{\gamma \rho(\cdot)}(\kappa_1 \alpha_1 Z_1 + \kappa_2 \alpha_2 Z_2 + \sigma Z_3) \right] \\ &\quad + \frac{2\tau_0 \kappa_1 \kappa_2 \xi}{\gamma_0} \mathbb{E} \left[\rho''(-\kappa_2 \xi Z_1 - \kappa_2 \sqrt{1 - \xi^2} Z_2) \text{Prox}_{\gamma_0 \rho(\cdot)}(\kappa_1 \alpha_1 Z_1 + \kappa_2 \alpha_2 Z_2 + \sigma Z_3) \right] \\ 0 &= \frac{\partial C}{\partial \alpha_2} = \frac{\kappa_2^2 \alpha_2}{\delta \gamma} + \frac{2\kappa_2^2 \tau_0 \sqrt{1 - \xi^2}}{\gamma_0} \mathbb{E} \left[\rho''(-\kappa_2 \xi Z_1 - \kappa_2 \sqrt{1 - \xi^2} Z_2) \text{Prox}_{\gamma_0 \rho(\cdot)}(\kappa_1 \alpha_1 Z_1 + \kappa_2 \alpha_2 Z_2 + \sigma Z_3) \right] \end{aligned}$$

Combine the result from (59)(60)(63)(64), we have

$$(65) \quad \left\{ \begin{aligned} \frac{\gamma^2 r^2}{2\delta} &= \mathbb{E} \left[\rho'(-\kappa_1 Z_1) \left(\kappa_1 \alpha_1 Z_1 + \kappa_2 \alpha_2 Z_2 + \sigma Z_3 - \text{Prox}_{\gamma \rho(\cdot)}(\kappa_1 \alpha_1 Z_1 + \kappa_2 \alpha_2 Z_2 + \sigma Z_3) \right)^2 \right] \\ &\quad + m \mathbb{E} \left[\rho' \left(-\kappa_2 \xi Z_1 - \kappa_2 \sqrt{1 - \xi^2} Z_2 \right) \left(\kappa_1 \alpha_1 Z_1 + \kappa_2 \alpha_2 Z_2 + \sigma Z_3 - \text{Prox}_{\gamma_0 \rho(\cdot)}(\kappa_1 \alpha_1 Z_1 + \kappa_2 \alpha_2 Z_2 + \sigma Z_3) \right)^2 \right] \\ \sigma^2 &= \delta \gamma^2 r^2 \\ 1 - \frac{1}{\delta} + m &= \mathbb{E} \left[\frac{2\rho'(-\kappa_1 Z_1)}{1 + \gamma \rho''(\text{Prox}_{\gamma \rho(\cdot)}(\kappa_1 \alpha_1 Z_1 + \kappa_2 \alpha_2 Z_2 + \sigma Z_3))} \right] \\ &\quad + m \mathbb{E} \left[\frac{2\rho'(-\kappa_2 \xi Z_1 - \kappa_2 \sqrt{1 - \xi^2} Z_2)}{1 + \gamma_0 \rho''(\text{Prox}_{\gamma_0 \rho(\cdot)}(\kappa_1 \alpha_1 Z_1 + \kappa_2 \alpha_2 Z_2 + \sigma Z_3))} \right] \\ -\frac{\alpha_1}{2\delta} &= \mathbb{E} \left[\rho''(-\kappa_1 Z_1) \text{Prox}_{\gamma \rho(\cdot)}(\kappa_1 \alpha_1 Z_1 + \kappa_2 \alpha_2 Z_2 + \sigma Z_3) \right] \\ &\quad + m \xi \frac{\kappa_2}{\kappa_1} \mathbb{E} \left[\rho'' \left(-\kappa_2 \xi Z_1 - \kappa_2 \sqrt{1 - \xi^2} Z_2 \right) \text{Prox}_{\gamma_0 \rho(\cdot)}(\kappa_1 \alpha_1 Z_1 + \kappa_2 \alpha_2 Z_2 + \sigma Z_3) \right] \\ -\frac{\alpha_2}{2\delta} &= m \sqrt{1 - \xi^2} \mathbb{E} \left[\rho'' \left(-\kappa_2 \xi Z_1 - \kappa_2 \sqrt{1 - \xi^2} Z_2 \right) \text{Prox}_{\gamma_0 \rho(\cdot)}(\kappa_1 \alpha_1 Z_1 + \kappa_2 \alpha_2 Z_2 + \sigma Z_3) \right] \end{aligned} \right.$$

These equations must be satisfied by the solutions to the optimization in (52).

A.5.7. Applying CGMT to connect PO and AO. Recall in the process of simplifying AO, we decompose β in (44) and obtain the equality that $\text{direction}(\mathbf{P}^\perp \widehat{\beta}^{AO}) = \text{direction}(\mathbf{P}^\perp \mathbf{g})$. Therefore, the solution of AO can be expressed as

$$(66) \quad \widehat{\beta}^{AO} = \widehat{\sigma} \boldsymbol{\theta}_g + \widehat{\alpha}_1 \kappa_1 \mathbf{e}_1 + \widehat{\alpha}_2 \kappa_2 \mathbf{e}_2$$

where $\|\boldsymbol{\theta}_g\| = 1$ and $\text{direction}(\boldsymbol{\theta}_g) = \text{direction}(\mathbf{P}^\perp \mathbf{g})$, and $\mathbf{g} \sim N(0, I_p)$ is independent of $(\mathbf{e}_1, \mathbf{e}_2)$. Based on the convergence of optima $(\widehat{\sigma}, \widehat{r}, \widehat{\nu}, \widehat{\alpha}_1, \widehat{\alpha}_2) \xrightarrow{a.s.} (\sigma_*, r_*, \tilde{\nu}_*, \alpha_{1*}, \alpha_{2*})$ and (42), we have

$$(67) \quad \langle \widehat{\beta}^{AO}, \mathbf{e}_1 \rangle \xrightarrow{a.s.} \alpha_{1*} \kappa_1$$

$$(68) \quad \langle \widehat{\beta}^{AO}, \mathbf{e}_2 \rangle \xrightarrow{a.s.} \alpha_{2*} \kappa_2$$

$$(69) \quad \|\mathbf{P}^\perp \widehat{\beta}^{AO}\|_2 \xrightarrow{a.s.} \sigma_*$$

To apply the asymptotic convergence of CGMT (Lemma A.12), for any $\epsilon > 0$, we introduce three sets $\mathcal{S}_1, \mathcal{S}_2, \mathcal{S}_3$ as follows:

$$\begin{aligned} \mathcal{S}_1 &= \{\beta \in \mathbb{R}^p : |\langle \beta, \mathbf{e}_1 \rangle - \alpha_{1*} \kappa_1| < \epsilon\}, \\ \mathcal{S}_2 &= \{\beta \in \mathbb{R}^p : |\langle \beta, \mathbf{e}_2 \rangle - \alpha_{2*} \kappa_2| < \epsilon\}, \\ \mathcal{S}_3 &= \{\beta \in \mathbb{R}^p : \left| \|\mathbf{P}^\perp \beta\|_2 - \sigma_* \right| < \epsilon\}. \end{aligned}$$

The convergence in (67) (68) and (69) guarantees that as $n \rightarrow \infty$, $\widehat{\beta}^{AO} \in \mathcal{S}_j$ with probability 1 for $j \in \{1, 2, 3\}$. To extend such a statement to the PO solution, we will show $\widehat{\beta}^{PO} \in \mathcal{S}_j$ with probability approaching 1 using Lemma A.12. First, we recall the PO, AO, and the scalar optimization we defined in (38), (39), and (52):

$$\begin{aligned} \text{(PO)} \quad \Phi(\tilde{\mathbf{H}}) &= \min_{\substack{\beta \in \mathcal{S}_\beta \\ \mathbf{u}_1 \in \mathcal{S}_{\mathbf{u}_1}, \mathbf{u}_2 \in \mathcal{S}_{\mathbf{u}_2}}} \max_{\mathbf{v} \in \mathcal{S}_v} \left\{ \frac{-1}{\sqrt{np}} \mathbf{v}^\top \tilde{\mathbf{H}} \mathbf{P}^\perp \beta + \frac{1}{n} \mathbf{1}^T \rho(\mathbf{u}_1) - \frac{1}{n} \mathbf{y}_1^T \mathbf{u}_1 + \right. \\ &\quad \left. \frac{\tau_0}{M} \mathbf{1}^T \rho(\mathbf{u}_2) - \frac{\tau_0}{M} \mathbf{y}_2^T \mathbf{u}_2 + \frac{1}{\sqrt{n}} \mathbf{v}^T \left(\begin{bmatrix} \mathbf{u}_1 \\ \mathbf{u}_2 \end{bmatrix} - \frac{1}{\sqrt{p}} \mathbf{H} \mathbf{P} \beta \right) \right\} \end{aligned}$$

$$\begin{aligned} \text{(AO)} \quad \phi(\mathbf{g}, \mathbf{h}) &= \min_{\substack{\beta \in \mathcal{S}_\beta \\ \mathbf{u}_1 \in \mathcal{S}_{\mathbf{u}_1}, \mathbf{u}_2 \in \mathcal{S}_{\mathbf{u}_2}}} \max_{\mathbf{v} \in \mathcal{S}_v} \left\{ -\frac{1}{\sqrt{np}} \left(\mathbf{v}^T \mathbf{h} \|\mathbf{P}^\perp \beta\| + \|\mathbf{v}\| \mathbf{g}^T \mathbf{P}^\perp \beta \right) + \frac{1}{n} \mathbf{1}^T \rho(\mathbf{u}_1) - \right. \\ &\quad \left. \frac{1}{n} \mathbf{y}_1^T \mathbf{u}_1 + \frac{\tau_0}{M} \mathbf{1}^T \rho(\mathbf{u}_2) - \frac{\tau_0}{M} \mathbf{y}_2^T \mathbf{u}_2 + \frac{1}{\sqrt{n}} \mathbf{v}^T \left(\begin{bmatrix} \mathbf{u}_1 \\ \mathbf{u}_2 \end{bmatrix} - \frac{1}{\sqrt{p}} \mathbf{H} \mathbf{P} \beta \right) \right\} \end{aligned}$$

$$\text{(scalar optimization)} \quad \bar{\phi} := \min_{\substack{\sigma \geq 0 \\ \alpha_1, \alpha_2 \in \mathbb{R}, \tilde{\nu} > 0}} \max_{r \in [0, V]} \mathcal{R}(\sigma, r, \tilde{\nu}, \alpha_1, \alpha_2)$$

We start with showing that $\widehat{\beta}^{PO} \in \mathcal{S}_1$ with probability approaching 1. Let $\mathcal{S}_1^c := \mathcal{S}_\beta \setminus \mathcal{S}_1$. Denote $\Phi_{\mathcal{S}_1^c}(\tilde{\mathbf{H}})$ and $\phi_{\mathcal{S}_1^c}(\mathbf{g}, \mathbf{h})$ the optimal loss of the PO and AO, respectively, when the

minimization over β is constrained over $\beta \in \mathcal{S}_1^c$. In terms of AO, $\beta \in \mathcal{S}_1^c$ is equivalent to put constraints on α_1 , we can express $\phi_{\mathcal{S}_1^c}(\mathbf{g}, \mathbf{h})$ as follows under same argument,

$$\phi_{\mathcal{S}_1^c}(\mathbf{g}, \mathbf{h}) = \min_{\substack{0 \leq \sigma \leq c_1, 0 < \tilde{\nu} \leq 6c_1 \\ |\alpha_1| \leq c_1/\kappa_1, |\alpha_2| \leq c_1/\kappa_1 \\ |\alpha_1 - \alpha_{1*}| \kappa_1 \geq \epsilon}} \max_{r \geq 0} \mathcal{R}_n(\sigma, r, \tilde{\nu}, \alpha_1, \alpha_2).$$

Recall in Section A.5.5, we show that $\phi(\mathbf{g}, \mathbf{h}) \xrightarrow{\mathbb{P}} \bar{\phi}$. Follow a similar argument, we can show there exist a constant $\bar{\phi}_{\mathcal{S}_1^c}$, defined as

$$\bar{\phi}_{\mathcal{S}_1^c} := \min_{\substack{0 \leq \sigma \leq c_1, 0 < \tilde{\nu} \leq 6c_1 \\ |\alpha_1| \leq c_1/\kappa_1, |\alpha_2| \leq c_1/\kappa_1 \\ |\alpha_1 - \alpha_{1*}| \kappa_1 \geq \epsilon}} \max_{r \geq 0} \mathcal{R}(\sigma, r, \tilde{\nu}, \alpha_1, \alpha_2),$$

such that $\phi_{\mathcal{S}_1^c}(\mathbf{g}, \mathbf{h}) \xrightarrow{\mathbb{P}} \bar{\phi}_{\mathcal{S}_1^c}$. Based on the uniqueness of the optima $(\sigma_*, r_*, \tilde{\nu}_*, \alpha_{1*}, \alpha_{2*})$, we have $\bar{\phi} < \bar{\phi}_{\mathcal{S}_1^c}$. Then based on Lemma A.12, we have

$$(70) \quad \lim_{n \rightarrow \infty} \mathbb{P}(\hat{\beta}^{PO} \in \mathcal{S}_1) = 1.$$

With same argument, we can show that (70) holds for S_2 and S_3 . Define $\alpha_1(p) := \langle \mathbf{e}_1, \hat{\beta}^{PO} \rangle / \|\beta_0\|$, $\alpha_2(p) := \langle \mathbf{e}_2, \hat{\beta}^{PO} \rangle / \|\beta_s\|$ and $\sigma(p) := \|\mathbf{P}^\perp \hat{\beta}^{PO}\|_2$. Since we have proved that the events $\hat{\beta}^{PO} \in \mathcal{S}_j$ for $j = 1, 2, 3$ happens with probability approaching 1, we arrive at following results:

$$(71) \quad \alpha_1(p) \xrightarrow{\mathbb{P}} \alpha_{1*},$$

$$(72) \quad \alpha_2(p) \xrightarrow{\mathbb{P}} \alpha_{2*},$$

$$(73) \quad \sigma(p) \xrightarrow{\mathbb{P}} \sigma_*.$$

A.5.8. *Proving asymptotics with locally Lipschitz function.* In this section, we will show for any locally Lipschitz function Ψ ,

$$(74) \quad \frac{1}{p} \sum_{i=1}^p \Psi\left(\sqrt{p}\left(\hat{\beta}_{M,j} - \alpha_* \beta_{0,j}\right), \sqrt{p}\beta_{0,j}\right) \xrightarrow{\mathbb{P}} \mathbb{E}[\Psi(\sigma_* Z, \beta)],$$

where $\beta \sim \Pi$ is independent of $Z \sim N(0, 1)$. Our proof is an extension of the proof in [Zhao, Sur and Candes \(2022\)](#), and we include the detail below for completeness. Recall that we can decompose the MAP estimator as follows:

$$\begin{aligned} \hat{\beta}_M &= \mathbf{P}\hat{\beta}_M + \mathbf{P}^\perp \hat{\beta}_M \\ &= \left(\frac{\beta_0^T \hat{\beta}_M}{\|\beta_0\|^2}\right) \beta_0 + \left(\frac{(\beta_s - \frac{\langle \beta_s, \beta_0 \rangle}{\|\beta_0\|^2} \beta_0)^T \hat{\beta}_M}{\|\beta_s - \frac{\langle \beta_s, \beta_0 \rangle}{\|\beta_0\|^2} \beta_0\|^2}\right) (\beta_s - \frac{\langle \beta_s, \beta_0 \rangle}{\|\beta_0\|^2} \beta_0) + \mathbf{P}^\perp \hat{\beta}_M \\ &= \alpha_1(p) \beta_0 + \frac{\alpha_2(p) \|\beta_s\|}{\|\beta_s - \frac{\langle \beta_s, \beta_0 \rangle}{\|\beta_0\|^2} \beta_0\|} (\beta_s - \frac{\langle \beta_s, \beta_0 \rangle}{\|\beta_0\|^2} \beta_0) + \sigma(p) \frac{\mathbf{P}^\perp \hat{\beta}_M}{\|\mathbf{P}^\perp \hat{\beta}_M\|}. \end{aligned}$$

To prove (74), we first introduce some notations. Let $\mathbf{Z} = (Z_1, \dots, Z_p)$ be a random vector with independent standard Gaussian entries. We define vectors \mathbf{T} , \mathbf{T}^{approx} , and $\tilde{\mathbf{Z}}^{scaled}$ whose entries are defined as follows:

$$(75)$$

$$T_j := \frac{\sqrt{p} \left(\widehat{\beta}_{M,j} - \alpha_{1*} \beta_{0,j} - \frac{\alpha_{2*}}{\sqrt{1-\xi^2}} (\beta_{s,j} - \frac{\xi \kappa_2}{\kappa_1} \beta_{0,j}) \right)}{\sigma_*},$$

$$T_j^{approx} := \frac{\sqrt{p} \left(\widehat{\beta}_{M,j} - \alpha_1(p) \beta_{0,j} - \frac{\alpha_2(p) \|\beta_s\|}{\|\beta_s - \frac{\langle \beta_s, \beta_0 \rangle}{\|\beta_0\|^2} \beta_0\|} (\beta_{s,j} - \frac{\langle \beta_s, \beta_0 \rangle}{\|\beta_0\|^2} \beta_{0,j}) \right)}{\sigma(p)},$$

$$\tilde{Z}_j^{scaled} := \frac{\sqrt{p}}{\|\mathbf{P}^\perp \mathbf{Z}\|} \left(Z_j - \left(\frac{\beta_0^T \mathbf{Z}}{\|\beta_0\|^2} \right) \beta_{0,j} + \left(\frac{(\beta_s - \frac{\langle \beta_s, \beta_0 \rangle}{\|\beta_0\|^2} \beta_0)^T \mathbf{Z}}{\|\beta_s - \frac{\langle \beta_s, \beta_0 \rangle}{\|\beta_0\|^2} \beta_0\|^2} \right) (\beta_{s,j} - \frac{\langle \beta_s, \beta_0 \rangle}{\|\beta_0\|^2} \beta_{0,j}) \right).$$

We comment that T_j corresponds to an entry appears in (74) and \tilde{Z}_j^{scaled} is a scaled version of $\mathbf{P}^\perp \mathbf{Z}$. Note that \tilde{Z}_j^{scaled} that does not depend on the samples so its limiting distribution can be easily characterized. To analyze T_j , we utilize the key that T_j^{approx} approximates T_j closely while sharing the same distribution as \tilde{Z}_j^{scaled} .

For any locally Lipschitz function Ψ , the proof of (74) are decomposed into four steps:

1. Utilizing (71),(72) and (73), we can show

$$(76) \quad \frac{1}{p} \sum_{j=1}^p \Psi(\sigma_* T_j, \sqrt{p} \beta_{0,j}) - \frac{1}{p} \sum_{j=1}^p \Psi(\sigma_* T_j^{approx}, \sqrt{p} \beta_{0,j}) \xrightarrow{\mathbb{P}} 0.$$

2. Utilizing (71),(72) and (73), we can show

$$(77) \quad \frac{1}{p} \sum_{j=1}^p \Psi(\sigma_* \tilde{Z}_j^{scaled}, \sqrt{p} \beta_{0,j}) - \frac{1}{p} \sum_{j=1}^p \Psi(\sigma_* Z_j, \sqrt{p} \beta_{0,j}) \xrightarrow{\mathbb{P}} 0.$$

3. Using the law of large number, we can show

$$(78) \quad \frac{1}{p} \sum_{j=1}^p \Psi(\sigma_* Z_j, \sqrt{p} \beta_{0,j}) \xrightarrow{\mathbb{P}} \mathbb{E}[\Psi(\sigma_* Z, \eta)].$$

4. To close the gap between \mathbf{T} and $\tilde{\mathbf{Z}}^{scaled}$, we show that $\mathbf{T}^{approx} \stackrel{d}{=} \tilde{\mathbf{Z}}^{scaled}$, which immediately implies

$$\frac{1}{p} \sum_{j=1}^p \Psi(\sigma_* T_j^{approx}, \sqrt{p} \beta_{0,j}) \stackrel{d}{=} \frac{1}{p} \sum_{j=1}^p \Psi(\sigma_* \tilde{Z}_j^{scaled}, \sqrt{p} \beta_{0,j}),$$

and both RHS and LHS converge to same limit stated in (78).

Step 1: Prove (76)

We control the difference between $\Psi(\sigma_* T_j, \sqrt{p} \beta_{0,j})$ and $\Psi(\sigma_* T_j^{approx}, \sqrt{p} \beta_{0,j})$ based on the definition of locally Lipschitz function.

$$\left| \frac{1}{p} \sum_{j=1}^p \Psi(\sigma_* T_j, \sqrt{p} \beta_{0,j}) - \frac{1}{p} \sum_{j=1}^p \Psi(\sigma_* T_j^{approx}, \sqrt{p} \beta_{0,j}) \right|$$

$$\begin{aligned} &\leq \frac{L\sigma_*}{p} \sum_{j=1}^p \left(1 + \|(\sigma_* T_j, \sqrt{p}\beta_{0,j})\| + \left\| \left(\sigma_* T_j^{approx}, \sqrt{p}\beta_{0,j} \right) \right\| \right) |T_j - T_j^{approx}| \\ &\leq L\sigma_* \left\{ \frac{1}{p} \sum_{j=1}^p \left(1 + \sigma_* |T_j| + \sigma_* |T_j^{approx}| + 2\sqrt{p} |\beta_{0,j}| \right)^2 \right\}^{1/2} \left\{ \frac{1}{p} \sum_{j=1}^p (T_j - T_j^{approx})^2 \right\}^{1/2}, \end{aligned}$$

where the second inequality follows from the Cauchy-Schwarz inequality. We will show that the first term is stochastically bounded by a constant and second term converge to zero. The second term satisfies

$$\begin{aligned} \frac{1}{p} \sum_{j=1}^p (T_j - T_j^{approx})^2 &= \sum_{j=1}^p \left(\left(\frac{\sigma_*}{\sigma(p)} - 1 \right) \widehat{\beta}_{M,j} - \left(\frac{\sigma_*}{\sigma(p)} \alpha_1(p) - \alpha_{1*} \right) \beta_{0,j} \right. \\ &\quad \left. + \left(\frac{\sigma_*}{\sigma(p)} \frac{\alpha_2(p) \|\beta_s\|}{\|\beta_s - \frac{\langle \beta_s, \beta_0 \rangle}{\|\beta_0\|^2} \beta_0\|} \frac{\langle \beta_s, \beta_0 \rangle}{\|\beta_0\|^2} - \frac{\alpha_{2*} \xi \kappa_2}{\kappa_1 \sqrt{1 - \xi^2}} \right) \beta_{0,j} \right. \\ &\quad \left. - \left(\frac{\sigma_*}{\sigma(p)} \frac{\alpha_2(p) \|\beta_s\|}{\|\beta_s - \frac{\langle \beta_s, \beta_0 \rangle}{\|\beta_0\|^2} \beta_0\|} - \frac{\alpha_{2*}}{\sqrt{1 - \xi^2}} \right) \beta_{s,j} \right)^2 \\ &\leq 2 \|\widehat{\beta}_M\|^2 \left(\frac{\sigma_*}{\sigma(p)} - 1 \right)^2 + 2 \|\beta_0\|^2 \left(\frac{\sigma_*}{\sigma(p)} \alpha_1(p) - \alpha_{1*} \right)^2 \\ &\quad + 2 \|\beta_0\|^2 \left(\frac{\sigma_*}{\sigma(p)} \frac{\alpha_2(p) \|\beta_s\|}{\|\beta_s - \frac{\langle \beta_s, \beta_0 \rangle}{\|\beta_0\|^2} \beta_0\|} \frac{\langle \beta_s, \beta_0 \rangle}{\|\beta_0\|^2} - \frac{\alpha_{2*} \xi \kappa_2}{\kappa_1 \sqrt{1 - \xi^2}} \right)^2 \\ &\quad + 2 \|\beta_s\|^2 \left(\frac{\sigma_*}{\sigma(p)} \frac{\alpha_2(p) \|\beta_s\|}{\|\beta_s - \frac{\langle \beta_s, \beta_0 \rangle}{\|\beta_0\|^2} \beta_0\|} - \frac{\alpha_{2*}}{\sqrt{1 - \xi^2}} \right)^2 \xrightarrow{\mathbb{P}} 0, \end{aligned}$$

where last convergence follows from (71), (72), (73) and the continuous mapping theorem, together with conditions that $\|\beta_s\| \rightarrow \kappa_2$, $\|\beta_0\| \rightarrow \kappa_1$ and $\frac{\langle \beta_s, \beta_0 \rangle}{\|\beta_0\| \|\beta_s\|} \rightarrow \xi$.

For the first term,

$$\begin{aligned} &\frac{1}{p} \sum_{j=1}^p \left(1 + \sigma_* |T_j| + \sigma_* |T_j^{approx}| + 2\sqrt{p} |\beta_{0,j}| \right)^2 \\ &\leq 4 \frac{1}{p} \left(p + p \sum_{j=1}^p \beta_{0,j}^2 + \sum_{j=1}^p \sigma_*^2 |T_j|^2 + \sum_j \sigma_*^2 |T_j^{approx}|^2 \right) \\ &= 4 + 4 \|\beta_0\|^2 + 4 \sum_{j=1}^p \left(\widehat{\beta}_{M,j} - \alpha_{1*} \beta_{0,j} - \frac{\alpha_{2*}}{\sqrt{1 - \xi^2}} (\beta_{s,j} - \frac{\xi \kappa_2}{\kappa_1} \beta_{0,j}) \right)^2 \\ &\quad + 4 \frac{\sigma_*^2}{\sigma^2(p)} \sum_{j=1}^p \left(\widehat{\beta}_{M,j} - \alpha_1(p) \beta_{0,j} - \frac{\alpha_2(p) \|\beta_s\|}{\|\beta_s - \frac{\langle \beta_s, \beta_0 \rangle}{\|\beta_0\|^2} \beta_0\|} (\beta_{s,j} - \frac{\langle \beta_s, \beta_0 \rangle}{\|\beta_0\|^2} \beta_{0,j}) \right)^2 \end{aligned}$$

$$\begin{aligned}
&\leq 4 + 4\|\beta_0\|^2 + 8 \left(\|\widehat{\beta}_M\|^2 + \alpha_{1*}^2 \|\beta_0\|^2 + \frac{\alpha_{2*}^2 \xi^2 \kappa_2^2}{(1-\xi^2)\kappa_1^2} \|\beta_0\|^2 + \frac{\alpha_{2*}^2}{1-\xi^2} \|\beta_s\|^2 \right) \\
&\quad + 8 \frac{\sigma_*^2}{\sigma^2(p)} \left(\|\widehat{\beta}_M\|^2 + \alpha^2(p) \|\beta_0\|^2 + \frac{\alpha_2^2(p) \|\beta_s\|^2}{\|\beta_s - \frac{\langle \beta_s, \beta_0 \rangle}{\|\beta_0\|^2} \beta_0\|^2} \frac{\langle \beta_s, \beta_0 \rangle^2}{\|\beta_0\|^2} + \frac{\alpha_2^2(p) \|\beta_s\|^4}{\|\beta_s - \frac{\langle \beta_s, \beta_0 \rangle}{\|\beta_0\|^2} \beta_0\|^2} \right) \\
&\stackrel{\mathbb{P}}{\rightarrow} 4 + 4\kappa_1^2 + 16 \left(2\alpha_{1*}^2 \kappa_1^2 + \frac{2\alpha_{2*}^2 \kappa_2^2}{1-\xi^2} + \sigma_*^2 + \frac{\alpha_{2*}^2 \xi^2 \kappa_2^2}{1-\xi^2} \right),
\end{aligned}$$

which suggests that $\frac{1}{p} \sum_{j=1}^p \left(1 + \sigma_* |T_j| + \sigma_* |T_j^{approx}| + 2\sqrt{p} |\beta_{0,j}| \right)^2 = O_p(1)$.

Step 2: Prove (77) We control the difference between $\Psi(\sigma_* Z_j, \sqrt{p} \beta_{0,j})$ and $\Psi(\sigma_* \tilde{Z}_j^{scaled}, \sqrt{p} \beta_{0,j})$.

$$\begin{aligned}
&\left| \frac{1}{p} \sum_{j=1}^p \psi(\sigma_* \tilde{Z}_j^{scaled}, \sqrt{p} \beta_{0,j}) - \frac{1}{p} \sum_{j=1}^p \psi(\sigma_* Z_j, \sqrt{p} \beta_{0,j}) \right| \\
&\leq \frac{L\sigma_*}{p} \sum_{j=1}^p \left(1 + \left\| (\sigma_* \tilde{Z}_j^{scaled}, \sqrt{p} \beta_{0,j}) \right\| + \left\| (\sigma_* Z_j, \sqrt{p} \beta_{0,j}) \right\| \right) \left| \tilde{Z}_j^{scaled} - Z_j \right| \\
&\leq L\sigma_* \left\{ \frac{1}{p} \sum_{j=1}^p \left(1 + \left| \tilde{Z}_j^{scaled} \right| + |Z_j| + 2\sqrt{p} |\beta_{0,j}| \right)^2 \right\}^{1/2} \left\{ \frac{1}{p} \sum_{j=1}^p \left(\tilde{Z}_j^{scaled} - Z_j \right)^2 \right\}^{1/2}.
\end{aligned}$$

Similar to the proof of (76), we show the second term is $o_p(1)$ and the first term is $O_p(1)$.

For the second term, we have

$$\begin{aligned}
\frac{1}{p} \sum_{j=1}^p \left(\tilde{Z}_j^{scaled} - Z_j \right)^2 &= \frac{1}{p} \sum_{j=1}^p \left(Z_j \left(\frac{\sqrt{p}}{\|\mathbf{P}^\perp \mathbf{Z}\|} - 1 \right) - \frac{\sqrt{p}}{\|\mathbf{P}^\perp \mathbf{Z}\|} \left(\frac{\beta_0^T \mathbf{Z}}{\|\beta_0\|^2} \right) \beta_{0,j} \right. \\
&\quad \left. + \frac{\sqrt{p}}{\|\mathbf{P}^\perp \mathbf{Z}\|} \left(\frac{(\beta_s - \frac{\langle \beta_s, \beta_0 \rangle}{\|\beta_0\|^2} \beta_0)^T \mathbf{Z}}{\|\beta_s - \frac{\langle \beta_s, \beta_0 \rangle}{\|\beta_0\|^2} \beta_0\|^2} \right) (\beta_{s,j} - \frac{\langle \beta_s, \beta_0 \rangle}{\|\beta_0\|^2} \beta_{0,j}) \right)^2 \\
&\leq 2 \left(\frac{\sqrt{p}}{\|\mathbf{P}^\perp \mathbf{Z}\|} - 1 \right)^2 \frac{1}{p} \sum_{j=1}^p Z_j^2 + 2 \frac{1}{p} \frac{p}{\|\mathbf{P}^\perp \mathbf{Z}\|^2} \left[(\beta_s - \frac{\langle \beta_s, \beta_0 \rangle}{\|\beta_0\|^2} \beta_0)^T \mathbf{Z} \right]^2 \\
&\stackrel{\mathbb{P}}{\rightarrow} 0,
\end{aligned}$$

where last convergence follows from properties of the independent normal vector \mathbf{Z} that $\|\mathbf{P}^\perp \mathbf{Z}\|/\sqrt{p} \xrightarrow{a.s.} 1$ and $(\beta_s - \frac{\langle \beta_s, \beta_0 \rangle}{\|\beta_0\|^2} \beta_0)^T \mathbf{Z} = O_p(1)$.

The first term is constant order, which is a direct consequence of the facts that $\frac{1}{p} \|\mathbf{Z}\|^2 \xrightarrow{a.s.} 1$ and $\frac{1}{p} \|\tilde{\mathbf{Z}}^{scaled}\|^2 = 1$.

Step 3: (78) follows from [Zhao, Sur and Candes \(2022, Lemma C.1\)](#).

Step 4: Recall that $\tilde{\mathbf{Z}}^{scaled} = \sqrt{p} \frac{\mathbf{P}^\perp \mathbf{Z}}{\|\mathbf{P}^\perp \mathbf{Z}\|}$ and $\mathbf{T}^{approx} = \sqrt{p} \frac{\mathbf{P}^\perp \widehat{\beta}_M}{\|\mathbf{P}^\perp \widehat{\beta}_M\|}$, where $\mathbf{Z} \sim N(0, \mathbb{I}_p)$.

It suffices to show that $\frac{\mathbf{P}^\perp \widehat{\beta}_M}{\|\mathbf{P}^\perp \widehat{\beta}_M\|} \stackrel{d}{=} \frac{\mathbf{P}^\perp \mathbf{Z}}{\|\mathbf{P}^\perp \mathbf{Z}\|}$.

We write $\mathbf{P} = \mathbf{A}\mathbf{A}^\top$ where \mathbf{A} is a $p \times 2$ matrix. This projects onto a 2-dimensional subspace of \mathbb{R}^p . We write $\mathbf{P}^\perp = \mathbf{B}\mathbf{B}^\top$ where \mathbf{B} is a $p \times (p-2)$ matrix. This projects onto the orthogonal complement of the subspace spanned by \mathbf{A} , which is $(p-2)$ -dimensional. We have $\mathbf{B}^\top \mathbf{A} = \mathbf{0} \in \mathbb{R}^{(p-2) \times 2}$, $\mathbf{A}^\top \mathbf{A} = \mathbf{I}_2$ and $\mathbf{B}^\top \mathbf{B} = \mathbf{I}_{p-2}$. For any $(p-2) \times (p-2)$ orthonormal matrix \mathbf{G} , $\mathbf{B}\mathbf{G}\mathbf{B}^\top$ rotates the subspace spanned by the columns of \mathbf{B} .

Consider $\mathcal{U} := \{\mathbf{A}\mathbf{A}^\top + \mathbf{B}\mathbf{G}\mathbf{B}^\top : \mathbf{G} \text{ is } (p-2) \times (p-2) \text{ (orthinormal matrix)}\}$, the set of all orthonormal matrix $\mathbf{U} \in \mathbb{R}^{p \times p}$ such that $\mathbf{U}\beta_0 = \beta_0$, $\mathbf{U}\beta_s = \beta_s$ and perform rotation on the unit sphere lying in $\text{span}\{\beta_0, \beta_s\}^\perp$. By the isotropy of $N(0, \mathbf{I}_p)$, the distribution of $\frac{\mathbf{P}^\perp \mathbf{Z}}{\|\mathbf{P}^\perp \mathbf{Z}\|}$ is \mathcal{U} -invariant, that is, it is the uniform distribution on the unit sphere lying in $\text{span}\{\beta_0, \beta_s\}^\perp$. Therefore, it suffices to show that the distribution of $\frac{\mathbf{P}^\perp \hat{\beta}_M}{\|\mathbf{P}^\perp \hat{\beta}_M\|}$ is also \mathcal{U} -invariant.

For any $\mathbf{U} \in \mathcal{U}$, there exists an orthonormal matrix \mathbf{G} such that $\mathbf{U} = \mathbf{A}\mathbf{A}^\top + \mathbf{B}\mathbf{G}\mathbf{B}^\top$. We want to show

$$\mathbf{U} \frac{\mathbf{P}^\perp \hat{\beta}_M}{\|\mathbf{P}^\perp \hat{\beta}_M\|} \stackrel{d}{=} \frac{\mathbf{P}^\perp \hat{\beta}_M}{\|\mathbf{P}^\perp \hat{\beta}_M\|}.$$

Since $\|\mathbf{P}^\perp \hat{\beta}_M\| = \|\mathbf{U}\mathbf{P}^\perp \hat{\beta}_M\|$, it suffices to show that $\mathbf{U}\mathbf{P}^\perp \hat{\beta}_M \stackrel{d}{=} \mathbf{P}^\perp \hat{\beta}_M$.

We first show that $\mathbf{U}\hat{\beta}_M \stackrel{d}{=} \hat{\beta}_M$. Note that $\mathbf{U}\hat{\beta}_M$ is the MAP estimator in (3) with observed covariates replaced by $\{\mathbf{U}\mathbf{X}_i\}_{i=1}^n$ and auxiliary covariates replaced by $\{\mathbf{U}\mathbf{X}_i^*\}_{i=1}^M$. Since \mathbf{U} is orthonormal, both covariates are random vector with i.i.d $N(0, 1)$ as entries. Since $\mathbf{U} \in \mathcal{U}$, we have $\beta^\top \mathbf{U}\mathbf{X}_i = \beta^\top \mathbf{X}_i$ for $i \leq n$ and $\beta_s^\top \mathbf{U}\mathbf{X}_j^* = \beta_s^\top \mathbf{X}_j^*$ for $j \leq M$. Therefore, the joint distribution of the new observed data and new auxiliary data remains the same as the original joint distribution. As a result, the distribution of the MAP estimator remains the same, i.e., $\mathbf{U}\hat{\beta}_M \stackrel{d}{=} \hat{\beta}_M$.

Consequently, we derive that

$$\mathbf{U}\hat{\beta}_M \stackrel{d}{=} \hat{\beta}_M \implies \mathbf{B}\mathbf{B}^\top \mathbf{U}\hat{\beta}_M \stackrel{d}{=} \mathbf{B}\mathbf{B}^\top \hat{\beta}_M \implies \mathbf{B}\mathbf{G}\mathbf{B}^\top \hat{\beta}_M \stackrel{d}{=} \mathbf{P}^\perp \hat{\beta}_M.$$

We complete the proof by observing $\mathbf{U}\mathbf{P}^\perp = \mathbf{B}\mathbf{G}\mathbf{B}^\top$.

A.5.9. The convergence of the empirical distribution of T_j . We note that [Zhao, Sur and Candes \(2022\)](#) have proved $\frac{1}{p} \sum_{j=1}^p \mathbf{1}\{T_j \leq t\} \xrightarrow{\mathbb{P}} \Phi(t)$ for any fixed $t \in \mathbb{R}$. In this section, we extend their result to the following: for any fixed $t > 0$,

$$(79) \quad \frac{1}{p} \sum_{j=1}^p \mathbf{1}\{-t \leq T_j \leq t\} \xrightarrow{\mathbb{P}} \mathbb{P}(|Z| \leq t),$$

where $Z \sim N(0, 1)$. Our proof is largely adapted from [Zhao, Sur and Candes \(2022\)](#) and we present it here for completeness.

We continue to use the notations defined in (75). Furthermore, we denote the indicator function $\mathbf{1}\{-t \leq s \leq t\}$ as $I_t(s)$. We will prove (79) by approximating $I_t(s)$ using a Lipschitz function $I_{t, \epsilon/8}^{approx}(s)$, defined as:

$$I_{t, \epsilon/8}^{approx}(s) = \begin{cases} 0 & \text{if } s < -t - \epsilon/8 \text{ or } s > t + \epsilon/8, \\ \frac{s+t+\epsilon/8}{\epsilon/8} & \text{if } -t - \epsilon/8 \leq s < -t, \\ 1 & \text{if } -t \leq s \leq t \\ \frac{t+\epsilon/8-s}{\epsilon/8} & \text{if } t < s \leq t + \epsilon/8, \end{cases}$$

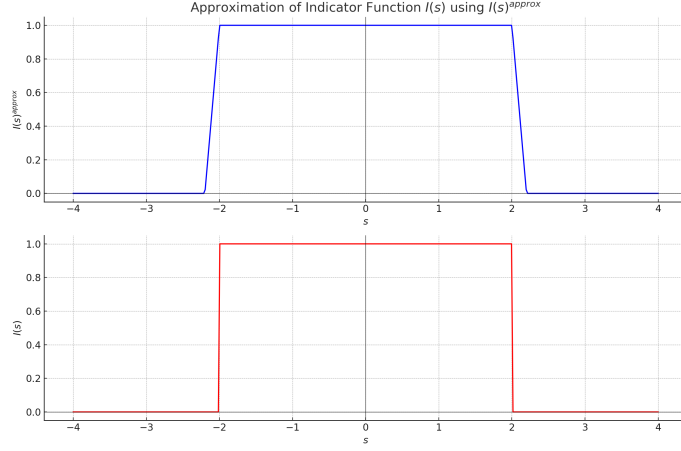


FIG 7. Comparison of the Indicator Function $I(s)$ and its Approximation $I^{approx}(s)$ with $\epsilon = 1.6$

where ϵ is any fixed positive constant. Figure 7 provides a illustration for this approximation. Noted that $I_{t,\epsilon/8}^{approx}(s) > I_t(s)$ for every $s \in \mathbb{R}$. We have

$$(80) \quad \mathbb{P} \left(\frac{1}{p} \sum_{j=1}^p I_t(T_j) - P(|Z| \leq t) > \epsilon \right) \leq \mathbb{P} \left(\frac{1}{p} \sum_{i=1}^p I_{t,\epsilon/8}^{approx}(T_j) - \mathbb{P}(|Z| \leq t) > \epsilon \right).$$

Based on the definition of $I_{t,\epsilon/8}^{approx}$, we have $\mathbb{E}[I_{t,\epsilon/8}^{approx}(Z)] - \mathbb{P}(|Z| \leq t) < \epsilon/4$. It follows that

$$(81) \quad \begin{aligned} & \mathbb{P} \left(\frac{1}{p} \sum_{j=1}^p I_{t,\epsilon/8}^{approx}(T_j) - \mathbb{P}(|Z| \leq t) > \epsilon \right) \\ & \leq \mathbb{P} \left(\frac{1}{p} \sum_{j=1}^p I_{t,\epsilon/8}^{approx}(T_j) - \mathbb{E}[I_{t,\epsilon/8}^{approx}(Z)] > \epsilon/2 \right) \\ & \leq \mathbb{P} \left(\frac{1}{p} \sum_{j=1}^p [I_{t,\epsilon/8}^{approx}(T_j) - I_{t,\epsilon/8}^{approx}(T_j^{approx})] > \epsilon/4 \right) + \mathbb{P} \left(\frac{1}{p} \sum_{j=1}^p I_{t,\epsilon/8}^{approx}(T_j^{approx}) - \mathbb{E}[I_{t,\epsilon/8}^{approx}(Z)] > \epsilon/4 \right) \\ & = \mathbb{P} \left(\frac{1}{p} \sum_{j=1}^p [I_{t,\epsilon/8}^{approx}(T_j) - I_{t,\epsilon/8}^{approx}(T_j^{approx})] > \epsilon/4 \right) + \mathbb{P} \left(\frac{1}{p} \sum_{j=1}^p I_{t,\epsilon/8}^{approx}(\tilde{Z}_j^{scaled}) - \mathbb{E}[I_{t,\epsilon/8}^{approx}(Z)] > \epsilon/4 \right) \\ & \leq \mathbb{P} \left(\frac{1}{p} \sum_{j=1}^p [I_{t,\epsilon/8}^{approx}(T_j) - I_{t,\epsilon/8}^{approx}(T_j^{approx})] > \epsilon/4 \right) + \mathbb{P} \left(\frac{1}{p} \sum_{j=1}^p [I_{t,\epsilon/8}^{approx}(\tilde{Z}_j^{scaled}) - I_{t,\epsilon/8}^{approx}(Z_j)] > \epsilon/8 \right) \\ & + \mathbb{P} \left(\frac{1}{p} \sum_{j=1}^p I_{t,\epsilon/8}^{approx}(Z_j) - \mathbb{E}[I_{t,\epsilon/8}^{approx}(Z)] > \epsilon/8 \right), \end{aligned}$$

where the first equality follows from $\mathbf{T}^{approx} \stackrel{d}{=} \tilde{\mathbf{Z}}^{scaled}$. Since for any fixed $\epsilon > 0$, $I_{t,\epsilon/8}^{approx}$ is a Lipschitz function, from (76), (77) and the law of large number, we have

$$(82) \quad \begin{aligned} & \lim_{n \rightarrow \infty} \mathbb{P} \left(\frac{1}{p} \sum_{j=1}^p \left[I_{t,\epsilon/8}^{approx}(T_j) - I_{t,\epsilon/8}^{approx}(T_j^{approx}) \right] > \epsilon/4 \right) = 0, \\ & \lim_{n \rightarrow \infty} \mathbb{P} \left(\frac{1}{p} \sum_{j=1}^p \left[I_{t,\epsilon/8}^{approx}(\tilde{Z}_j^{scaled}) - I_{t,\epsilon/8}^{approx}(Z_j) \right] > \epsilon/8 \right) = 0, \\ & \lim_{n \rightarrow \infty} \mathbb{P} \left(\frac{1}{p} \sum_{j=1}^p I_{t,\epsilon/8}^{approx}(Z_j) - \mathbb{E} \left[I_{t,\epsilon/8}^{approx}(Z) \right] > \epsilon/8 \right) = 0. \end{aligned}$$

Combining (80), (81), and (82), we have

$$(83) \quad \lim_{n \rightarrow \infty} \mathbb{P} \left(\frac{1}{p} \sum_{j=1}^p I_t(T_j) - P(|Z| \leq t) > \epsilon \right) = 0.$$

For another direction, we can use $I_{t-\epsilon/8,\epsilon/8}^{approx}(s)$ to approximate $I_t(s)$. By a similar argument, we can get

$$(84) \quad \lim_{n \rightarrow \infty} \mathbb{P} \left(\frac{1}{p} \sum_{j=1}^p I_t(T_j) - P(|Z| \leq t) < -\epsilon \right) = 0.$$

Since ϵ is arbitrary, the proof of (79) is completed based on (83) and (84).

A.6. Conjecture for MAP with informative auxiliary data. In this section, we provide a conjecture for the asymptotic behavior of the MAP under the population catalytic prior. Without loss of generality, we consider the case with informative auxiliary data in the setting of Theorem 4.5.

Recall that the asymptotic behavior of the MAP is tracked by the optima of (56). Since the population catalytic prior is $M = \infty$ case for the ordinary catalytic prior, we can use $m = M/n = \infty$ to approximate the objective function in (56). Denote the objective function for $m = \infty$ as $F_0(r, v, \sigma, \alpha_1, \alpha_2)$, i.e.,

$$\begin{aligned} F_0(r, v, \sigma, \alpha_1, \alpha_2) &= \lim_{m \rightarrow \infty} C(r, v, \sigma, \alpha_1, \alpha_2) \\ &= -\frac{r\sigma}{\sqrt{\delta}} + \frac{r}{2v} - \frac{1}{4rv} - \kappa_1^2 \alpha_1 \mathbb{E}(\rho''(\kappa_1 Z_1)) \\ &\quad - \tau_0 \kappa_2 \mathbb{E}(\rho''(\kappa_2 \xi Z_1 + \kappa_2 \sqrt{1 - \xi^2} Z_2)) (\alpha_1 \kappa_1 \xi + \alpha_2 \kappa_2 \sqrt{1 - \xi^2}) \\ &\quad + \mathbb{E}(M_{\rho(\cdot)}(\kappa_1 \alpha_1 Z_1 + \kappa_2 \alpha_2 Z_2 + \sigma Z_3 + \frac{1}{rv} \text{Ber}(\rho'(\kappa_1 Z_1)), \frac{1}{rv})) \\ &\quad + \tau_0 \mathbb{E}(\rho(\kappa_1 \alpha_1 Z_1 + \kappa_2 \alpha_2 Z_2 + \sigma Z_3)) \end{aligned}$$

where we use following identity coupled with flipping the expectation and limit,

$$\lim_{t \rightarrow 0} M_{\rho(\cdot)}(\mathbf{v}, t) = \lim_{t \rightarrow 0} \min_{\mathbf{x} \in \mathbb{R}^d} \rho(\mathbf{x}) + \frac{1}{2t} \|\mathbf{x} - \mathbf{v}\|^2 = \rho(\mathbf{v})$$

Next we want to derive the optima of $F_0(\cdot)$, i.e., $(r^*, v^*, \sigma^*, \alpha_1^*, \alpha_2^*)$. Since the objective function is smooth, they should satisfy the first order optimality condition, i.e.,

$$(85) \quad \nabla F_0 = \mathbf{0}$$

We introduce new variables $\gamma = \frac{1}{rv}$, then based on Lemma A.19 we have

$$\begin{aligned}\frac{\partial F_0}{\partial v} &= -\frac{r}{2v^2} + \frac{1}{v^2 r \gamma^2} \mathbb{E} \left[\rho'(-\kappa_1 Z_1) \left(\kappa_1 \alpha_1 Z_1 + \kappa_2 \alpha_2 Z_2 + \sigma Z_3 - \text{Prox}_{\gamma \rho(\cdot)}(\kappa_1 \alpha_1 Z_1 + \kappa_2 \alpha_2 Z_2 + \sigma Z_3) \right)^2 \right] \\ \frac{\partial F_0}{\partial r} &= -\frac{\sigma}{\sqrt{\delta}} + \frac{1}{2v} + \frac{1}{r^2 v \gamma^2} \mathbb{E} \left[\rho'(-\kappa_1 Z_1) \left(\kappa_1 \alpha_1 Z_1 + \kappa_2 \alpha_2 Z_2 + \sigma Z_3 - \text{Prox}_{\gamma \rho(\cdot)}(\kappa_1 \alpha_1 Z_1 + \kappa_2 \alpha_2 Z_2 + \sigma Z_3) \right)^2 \right]\end{aligned}$$

By setting $\frac{\partial F_0}{\partial r} = 0$ and $\frac{\partial F_0}{\partial v} = 0$, we can get

$$(86) \quad \sigma = \sqrt{\delta} r \gamma$$

$$\frac{\sigma^2}{2\delta} = \mathbb{E} \left[\rho'(-\kappa_1 Z_1) \left(\kappa_1 \alpha_1 Z_1 + \kappa_2 \alpha_2 Z_2 + \sigma Z_3 - \text{Prox}_{\gamma \rho(\cdot)}(\kappa_1 \alpha_1 Z_1 + \kappa_2 \alpha_2 Z_2 + \sigma Z_3) \right)^2 \right]$$

Based on Lemma A.20, derivative of $F_0(\cdot)$ w.r.t σ is given by

$$\begin{aligned}\frac{\partial F_0}{\partial \sigma} &= -\frac{r}{\sqrt{\delta}} + \frac{\sigma}{\gamma} \left[1 - 2\mathbb{E} \left(\frac{\rho'(-\kappa_1 Z_1)}{1 + \gamma \rho''(\text{Prox}_{\gamma \rho(\cdot)}(\kappa_1 \alpha_1 Z_1 + \kappa_2 \alpha_2 Z_2 + \sigma Z_3))} \right) \right] \\ &\quad + \tau_0 \sigma \mathbb{E}(\rho''(\kappa_1 \alpha_1 Z_1 + \kappa_2 \alpha_2 Z_2 + \sigma Z_3))\end{aligned}$$

Setting $\frac{\partial F_0}{\partial \sigma} = 0$ and use $\sigma = \sqrt{\delta} r \gamma$ we have

$$(87) \quad \begin{aligned}1 - \frac{1}{\delta} &= \mathbb{E} \left(\frac{2\rho'(-\kappa_1 Z_1)}{1 + \gamma \rho''(\text{Prox}_{\gamma \rho(\cdot)}(\kappa_1 \alpha_1 Z_1 + \kappa_2 \alpha_2 Z_2 + \sigma Z_3))} \right) \\ &\quad - \tau_0 \gamma \mathbb{E}(\rho''(\kappa_1 \alpha_1 Z_1 + \kappa_2 \alpha_2 Z_2 + \sigma Z_3))\end{aligned}$$

Next we take derivative w.r.t α_1 , based on Lemma A.21, we have

$$\begin{aligned}\frac{\partial F_0}{\partial \alpha_1} &= -\kappa_1^2 \mathbb{E}(\rho''(\kappa_1 Z_1)) - \tau_0 \kappa_1 \kappa_2 \xi \mathbb{E}(\rho''(\kappa_2 \xi Z_1 + \kappa_2 \sqrt{1 - \xi^2} Z_2)) \\ &\quad + \kappa_1^2 \mathbb{E}[\rho''(\kappa_1 Z_1)] + \frac{\kappa_1^2 \alpha_1}{\gamma} + \frac{2\kappa_1^2}{\gamma} \mathbb{E}[\rho''(-\kappa_1 Z_1) \text{Prox}_{\gamma \rho(\cdot)}(\kappa_1 \alpha_1 Z_1 + \kappa_2 \alpha_2 Z_2 + \sigma Z_3)] \\ &\quad - \frac{2\kappa_1^2}{\gamma} \mathbb{E} \left(\frac{\alpha_1 \rho'(-\kappa_1 Z_1)}{1 + \gamma \rho''(\text{Prox}_{\gamma \rho(\cdot)}(\kappa_1 \alpha_1 Z_1 + \kappa_2 \alpha_2 Z_2 + \sigma Z_3))} \right) \\ &\quad + \tau_0 \kappa_1^2 \alpha_1 \mathbb{E}(\rho''(\kappa_1 \alpha_1 Z_1 + \kappa_2 \alpha_2 Z_2 + \sigma Z_3))\end{aligned}$$

Setting $\frac{\partial F_0}{\partial \alpha_1} = 0$ and use (87), we have

$$\begin{aligned}0 &= -\tau_0 \kappa_1 \kappa_2 \xi \mathbb{E}(\rho''(\kappa_2 \xi Z_1 + \kappa_2 \sqrt{1 - \xi^2} Z_2)) \\ &\quad + \frac{\kappa_1^2 \alpha_1}{\gamma} + \frac{2\kappa_1^2}{\gamma} \mathbb{E}[\rho''(-\kappa_1 Z_1) \text{Prox}_{\gamma \rho(\cdot)}(\kappa_1 \alpha_1 Z_1 + \kappa_2 \alpha_2 Z_2 + \sigma Z_3)] \\ &\quad - \frac{\kappa_1^2 \alpha_1}{\gamma} \left[1 - \frac{1}{\delta} + \tau_0 \gamma \mathbb{E}(\rho''(\kappa_1 \alpha_1 Z_1 + \kappa_2 \alpha_2 Z_2 + \sigma Z_3)) \right] \\ &\quad + \tau_0 \kappa_1^2 \alpha_1 \mathbb{E}(\rho''(\kappa_1 \alpha_1 Z_1 + \kappa_2 \alpha_2 Z_2 + \sigma Z_3))\end{aligned}$$

which implies that

$$(88) \quad \begin{aligned}-\frac{\alpha_1}{2\delta} &= \mathbb{E}[\rho''(-\kappa_1 Z_1) \text{Prox}_{\gamma \rho(\cdot)}(\kappa_1 \alpha_1 Z_1 + \kappa_2 \alpha_2 Z_2 + \sigma Z_3)] \\ &\quad - \frac{1}{2} \tau_0 \gamma \frac{\kappa_2}{\kappa_1} \xi \mathbb{E}(\rho''(\kappa_2 \xi Z_1 + \kappa_2 \sqrt{1 - \xi^2} Z_2))\end{aligned}$$

Next we take derivative w.r.t α_2 , based on Lemma A.21, we have

$$(89) \quad \begin{aligned} \frac{\partial F_0}{\partial \alpha_2} &= -\tau_0 \kappa_2^2 \sqrt{1 - \xi^2} \mathbb{E}(\rho''(\kappa_2 \xi Z_1 + \kappa_2 \sqrt{1 - \xi^2} Z_2)) \\ &+ \frac{\kappa_2^2 \alpha_2}{\gamma} - \frac{2\kappa_2^2}{\gamma} \mathbb{E} \left(\frac{\alpha_2 \rho'(-\kappa_1 Z_1)}{1 + \gamma \rho''(\text{Prox}_{\gamma \rho(\cdot)}(\kappa_1 \alpha_1 Z_1 + \kappa_2 \alpha_2 Z_2 + \sigma Z_3))} \right) \\ &+ \tau_0 \kappa_2^2 \alpha_2 \mathbb{E}(\rho''(\kappa_1 \alpha_1 Z_1 + \kappa_2 \alpha_2 Z_2 + \sigma Z_3)) \end{aligned}$$

Setting $\frac{\partial F_0}{\partial \alpha_2} = 0$ and use (87), we have

$$(90) \quad \begin{aligned} 0 &= -\tau_0 \kappa_2^2 \sqrt{1 - \xi^2} \mathbb{E}(\rho''(\kappa_2 \xi Z_1 + \kappa_2 \sqrt{1 - \xi^2} Z_2)) \\ &+ \frac{\kappa_2^2 \alpha_2}{\gamma} - \frac{\kappa_2^2 \alpha_2}{\gamma} \left[1 - \frac{1}{\delta} + \tau_0 \gamma \mathbb{E}(\rho''(\kappa_1 \alpha_1 Z_1 + \kappa_2 \alpha_2 Z_2 + \sigma Z_3)) \right] \\ &+ \tau_0 \kappa_2^2 \alpha_2 \mathbb{E}(\rho''(\kappa_1 \alpha_1 Z_1 + \kappa_2 \alpha_2 Z_2 + \sigma Z_3)) \end{aligned}$$

which implies that

$$(90) \quad -\frac{\alpha_2}{2\delta} = \frac{1}{2} \tau_0 \gamma \sqrt{1 - \xi^2} \mathbb{E}(\rho''(\kappa_2 \xi Z_1 + \kappa_2 \sqrt{1 - \xi^2} Z_2))$$

Combine the result from (86)(87)(88)(90), the optima $(\sigma^*, \gamma^*, \alpha_1^*, \alpha_2^*)$ is the solution of the system of equations (91).

$$(91) \quad \left\{ \begin{aligned} \frac{\sigma^2}{2\delta} &= \mathbb{E} \left[\rho'(-\kappa_1 Z_1) \left(\kappa_1 \alpha_1 Z_1 + \kappa_2 \alpha_2 Z_2 + \sigma Z_3 - \text{Prox}_{\gamma \rho(\cdot)}(\kappa_1 \alpha_1 Z_1 + \kappa_2 \alpha_2 Z_2 + \sigma Z_3) \right)^2 \right] \\ 1 - \frac{1}{\delta} &= \mathbb{E} \left(\frac{2\rho'(-\kappa_1 Z_1)}{1 + \gamma \rho''(\text{Prox}_{\gamma \rho(\cdot)}(\kappa_1 \alpha_1 Z_1 + \kappa_2 \alpha_2 Z_2 + \sigma Z_3))} \right) \\ &\quad - \tau_0 \gamma \mathbb{E}(\rho''(\kappa_1 \alpha_1 Z_1 + \kappa_2 \alpha_2 Z_2 + \sigma Z_3)) \\ -\frac{\alpha_1}{2\delta} &= \mathbb{E} \left[\rho''(-\kappa_1 Z_1) \text{Prox}_{\gamma \rho(\cdot)}(\kappa_1 \alpha_1 Z_1 + \kappa_2 \alpha_2 Z_2 + \sigma Z_3) \right] \\ &\quad - \frac{1}{2} \tau_0 \gamma \frac{\kappa_2}{\kappa_1} \xi \mathbb{E}(\rho''(\kappa_2 \xi Z_1 + \kappa_2 \sqrt{1 - \xi^2} Z_2)) \\ -\frac{\alpha_2}{2\delta} &= \frac{1}{2} \tau_0 \gamma \sqrt{1 - \xi^2} \mathbb{E}(\rho''(\kappa_2 \xi Z_1 + \kappa_2 \sqrt{1 - \xi^2} Z_2)) \end{aligned} \right.$$

We can then state the following conjecture on the MAP estimator with infinite informative auxiliary data. It is clear that Conjecture 4.6 is a limiting version of this conjecture with $\kappa_2 = \xi = 0$.

CONJECTURE A.22. Consider the MAP estimator defined in (4). Suppose Conditions (6, 7) hold and auxiliary data generation satisfies $\mathbf{X}^* \sim \mathcal{N}(\mathbf{0}, \mathbf{I}_p)$ and $Y^* | \mathbf{X}^* \sim \text{Bern}(\rho'(\mathbf{X}_i^\top \boldsymbol{\beta}_s))$. The empirical distribution of $\sqrt{p} \boldsymbol{\beta}_0$ converges weakly to a distribution Π_2 , i.e., $\frac{1}{p} \sum_{j=1}^p \chi_{\sqrt{p} \boldsymbol{\beta}_{0j}} \rightarrow \Pi$ with a finite second moment. Additionally, there are constants $\kappa_1 > 0$, $\kappa_2 > 0$, and $\xi \in [0, 1)$ such that $\lim_{p \rightarrow \infty} \|\boldsymbol{\beta}_0\|^2 = \kappa_1^2$, $\lim_{p \rightarrow \infty} \|\boldsymbol{\beta}_s\|^2 = \kappa_2^2$ and $\lim_{p \rightarrow \infty} \frac{1}{\|\boldsymbol{\beta}_0\| \|\boldsymbol{\beta}_s\|} \langle \boldsymbol{\beta}_0, \boldsymbol{\beta}_s \rangle = \xi$. Assume the parameters $\delta, \kappa_1, \kappa_2, \tau_0$, and ξ are such that the system of equations (91) has a unique solution $(\alpha_1^*, \alpha_2^*, \sigma^*, \gamma^*)$. Then, as $p \rightarrow \infty$, for any locally-Lipschitz function $\Psi : \mathbb{R} \times \mathbb{R} \rightarrow \mathbb{R}$, we have,

$$\frac{1}{p} \sum_{j=1}^p \Psi \left(\sqrt{p} [\hat{\boldsymbol{\beta}}_{M,j} - \alpha_1^* \boldsymbol{\beta}_{0,j} - \frac{\alpha_2^*}{\sqrt{1 - \xi^2}} (\boldsymbol{\beta}_{s,j} - \xi \frac{\kappa_2}{\kappa_1} \boldsymbol{\beta}_{0,j})], \sqrt{p} \boldsymbol{\beta}_{0,j} \right) \xrightarrow{\mathbb{P}} \mathbb{E}[\Psi(\sigma_* Z, \beta)]$$

where $Z \sim N(0, 1)$, is independent of $\beta \sim \Pi(\beta)$.

A.7. Limiting Predictive deviance and Generalization error. In this section, we compute the limiting value of predictive deviance and generalization error given in Section 4.2. To begin with, we recall from Condition 7 and Theorem 4.3 that the following convergences hold:

$$(92) \quad \begin{aligned} \|\beta_0\|_2^2 &\xrightarrow{\mathbb{P}} \kappa_1^2, \\ \|\widehat{\beta}_M\|_2^2 &\xrightarrow{\mathbb{P}} \alpha_*^2 \kappa_1^2 + \sigma_*^2, \\ \frac{\widehat{\beta}_M^\top \beta_0}{\|\widehat{\beta}_M\|_2 \|\beta_0\|_2} &\xrightarrow{\mathbb{P}} \frac{\alpha_* \kappa_1}{\sqrt{\alpha_*^2 \kappa_1^2 + \sigma_*^2}}. \end{aligned}$$

A.7.1. Limit of generalization error. Let (\mathbf{X}_T, Y_T) be a pair of future data sampled from the same population as the observed data, i.e., $\mathbf{X}_T \sim N(0, \mathbb{I}_p)$, $Y_T \sim \text{Bern}(\rho'(\mathbf{X}_T^\top \beta_0))$. Given the covariate vector \mathbf{X}_T and the MAP estimator $\widehat{\beta}_M$, the binary prediction is given by $\widehat{Y} = \mathbf{1}\{\mathbf{X}_T^\top \widehat{\beta}_M \geq 0\}$. We will use \mathbb{E}_T to denote the expectation w.r.t. (\mathbf{X}_T, Y_T) . Therefore, $\mathbb{E}_T[\mathbf{1}\{\widehat{Y} \neq Y_T\}]$ is a random variable where randomness comes from $\widehat{\beta}_M$.

We first simplify $\mathbb{E}_T[\mathbf{1}\{\widehat{Y} \neq Y_T\}]$ as follows:

$$(93) \quad \begin{aligned} \mathbb{E}_T[\mathbf{1}\{\widehat{Y} \neq Y_T\}] &= \mathbb{E}_{\mathbf{X}_T} \left[\mathbb{E}_T \left(\mathbf{1}\{Y_T \neq \mathbf{1}\{\mathbf{X}_T^\top \widehat{\beta}_M \geq 0\}\} \mid \mathbf{X}_T \right) \right] \\ &= \mathbb{E}_{\mathbf{X}_T} \left[\rho'(\mathbf{X}_T^\top \beta_0) \mathbf{1}\{\mathbf{X}_T^\top \widehat{\beta}_M < 0\} + (1 - \rho'(\mathbf{X}_T^\top \beta_0)) \mathbf{1}\{\mathbf{X}_T^\top \widehat{\beta}_M \geq 0\} \right]. \end{aligned}$$

The evaluation of the second equation in (93) relies on the following characterizations of $\mathbf{X}_T^\top \beta_0$ and $\mathbf{X}_T^\top \widehat{\beta}_M$. Let Z_1, Z_2 be two independent standard normal random variables. We introduce two random variables:

$$\begin{aligned} W_1 &:= \|\beta_0\|_2 Z_1, \\ W_2 &:= \frac{1}{\|\beta_0\|_2} \beta_0^\top \widehat{\beta}_M Z_1 + \sqrt{\|\widehat{\beta}_M\|_2^2 - \left(\frac{1}{\|\beta_0\|_2} \beta_0^\top \widehat{\beta}_M \right)^2} Z_2. \end{aligned}$$

This construction of (W_1, W_2) preserves the conditional distribution of $(\mathbf{X}_T^\top \beta_0, \mathbf{X}_T^\top \widehat{\beta}_M)$ given the actual observed data, i.e.,

$$\begin{aligned} W_1 &\sim N(0, \|\beta_0\|_2^2), \quad W_2 \sim N(0, \|\widehat{\beta}_M\|_2^2), \quad \text{Cov}(\mathbf{X}_T^\top \beta_0, W_2) = \beta_0^\top \widehat{\beta}_M, \\ \mathbf{X}_T^\top \beta_0 &\sim N(0, \|\beta_0\|_2^2), \quad \mathbf{X}_T^\top \widehat{\beta}_M \sim N(0, \|\widehat{\beta}_M\|_2^2), \quad \text{Cov}(\mathbf{X}_T^\top \beta_0, \mathbf{X}_T^\top \widehat{\beta}_M) = \beta_0^\top \widehat{\beta}_M. \end{aligned}$$

Since $(W_1, W_2) \stackrel{D}{=} (\mathbf{X}_T^\top \beta_0, \mathbf{X}_T^\top \widehat{\beta}_M)$ conditioning on the observed data, we can evaluate the second equation in (93) as follows:

$$\begin{aligned} &\mathbb{E}_{\mathbf{X}_T} \left[\rho'(\mathbf{X}_T^\top \beta_0) \mathbf{1}\{\mathbf{X}_T^\top \widehat{\beta}_M < 0\} + (1 - \rho'(\mathbf{X}_T^\top \beta_0)) \mathbf{1}\{\mathbf{X}_T^\top \widehat{\beta}_M \geq 0\} \right] \\ &= \mathbb{E}_{(W_1, W_2)} \left[\rho'(W_1) \mathbf{1}\{W_2 < 0\} + (1 - \rho'(W_1)) \mathbf{1}\{W_2 \geq 0\} \right] \\ &= \mathbb{E}_{(Z_1, Z_2)} \left[\rho'(\|\beta_0\|_2 Z_1) \mathbf{1} \left\{ \frac{1}{\|\beta_0\|_2} \beta_0^\top \widehat{\beta}_M Z_1 + \sqrt{\|\widehat{\beta}_M\|_2^2 - \left(\frac{1}{\|\beta_0\|_2} \beta_0^\top \widehat{\beta}_M \right)^2} Z_2 < 0 \right\} \right] \end{aligned}$$

$$\begin{aligned}
(94) \quad & + (1 - \rho'(\|\beta_0\|_2 Z_1)) \mathbf{1} \left\{ \frac{1}{\|\beta_0\|_2} \beta_0^\top \widehat{\beta}_M Z_1 + \sqrt{\|\widehat{\beta}_M\|_2^2 - \left(\frac{1}{\|\beta_0\|_2} \beta_0^\top \widehat{\beta}_M \right)^2} Z_2 \geq 0 \right\} \\
& = \mathbb{E}_{Z_1} \left[\rho'(\|\beta_0\|_2 Z_1) \Phi \left(- \frac{\beta_0^\top \widehat{\beta}_M}{\sqrt{\|\beta_0\|_2^2 \|\widehat{\beta}_M\|_2^2 - (\beta_0^\top \widehat{\beta}_M)^2}} Z_1 \right) \right. \\
& \quad \left. + (1 - \rho'(\|\beta_0\|_2 Z_1)) \Phi \left(\frac{\beta_0^\top \widehat{\beta}_M}{\sqrt{\|\beta_0\|_2^2 \|\widehat{\beta}_M\|_2^2 - (\beta_0^\top \widehat{\beta}_M)^2}} Z_1 \right) \right] \\
& = \mathbb{E}_{Z_1} [\rho'(a_1 Z_1) \Phi(-a_2 Z_1)] + \mathbb{E}_{Z_1} [(1 - \rho'(a_1 Z_1)) \Phi(a_2 Z_1)],
\end{aligned}$$

where we use the shorthands $a_1 := \|\beta_0\|_2$ and $a_2 := \beta_0^\top \widehat{\beta}_M / \sqrt{\|\beta_0\|_2^2 \|\widehat{\beta}_M\|_2^2 - (\beta_0^\top \widehat{\beta}_M)^2}$ to simplify the notation.

Next we will study the convergence of $\mathbb{E}_{Z_1} [\rho'(a_1 Z_1) \Phi(-a_2 Z_1)]$; the convergence of $\mathbb{E}_{Z_1} [(1 - \rho'(a_1 Z_1)) \Phi(a_2 Z_1)]$ can be showed using the same argument. Note that

$$\mathbb{E}_{Z_1} [\rho'(a_1 Z_1) \Phi(-a_2 Z_1)] = \int_{-\infty}^{\infty} [\rho'(a_1 z) \Phi(-a_2 z) \phi(z) dz].$$

We will show $\mathbb{E}_{Z_1} [\rho'(a_1 Z_1) \Phi(-a_2 Z_1)]$ converges in probability to $\mathbb{E}_{Z_1} [\rho'(\kappa_1 Z_1) \Phi(-\alpha_* \kappa_1 / \sigma_* Z_1)]$. Let $\mathbf{v} = (v_1, v_2)$ be a two-dimensional vector. We define the function $h(\mathbf{v}, z) := \rho'(v_1 z) \Phi(-v_2 z) \phi(z)$, which is continuous with respect to \mathbf{v} for any $z \in \mathbb{R}$. Furthermore, $|h(\mathbf{v}, z)| \leq \phi(z)$ for any $z \in \mathbb{R}$. By Dominated Convergence Theorem, the function $g(\mathbf{v}) := \int_{-\infty}^{\infty} h(\mathbf{v}, z) dz$ is continuous with respect to \mathbf{v} . According to (92) and applying Slutsky's theorem, we conclude that

$$\mathbf{a} := \begin{pmatrix} a_1 \\ a_2 \end{pmatrix} = \begin{pmatrix} \|\beta_0\|_2 \\ \beta_0^\top \widehat{\beta}_M / \sqrt{\|\beta_0\|_2^2 \|\widehat{\beta}_M\|_2^2 - (\beta_0^\top \widehat{\beta}_M)^2} \end{pmatrix} \xrightarrow{\mathbb{P}} \begin{pmatrix} \kappa_1 \\ \alpha_* \kappa_1 / \sigma_* \end{pmatrix} := \mathbf{a}_*.$$

By the continuous mapping theorem, we have $g(\mathbf{a}) \xrightarrow{\mathbb{P}} g(\mathbf{a}_*)$, i.e.,

$$(95) \quad \mathbb{E}_{Z_1} [\rho'(a_1 Z_1) \Phi(-a_2 Z_1)] \xrightarrow{\mathbb{P}} \mathbb{E}_{Z_1} [\rho'(\kappa_1 Z_1) \Phi(-\alpha_* \kappa_1 / \sigma_* Z_1)].$$

Similarly, we can show

$$(96) \quad \mathbb{E}_{Z_1} [(1 - \rho'(a_1 Z_1)) \Phi(a_2 Z_1)] \xrightarrow{\mathbb{P}} \mathbb{E}_{Z_1} [(1 - \rho'(\kappa_1 Z_1)) \Phi(\alpha_* \kappa_1 / \sigma_* Z_1)].$$

Based on (93), (94), (95) and (96), the following convergence of the generalization error holds:

$$(97) \quad \mathbb{E}_T[\mathbf{1}\{\widehat{Y} \neq Y_T\}] \xrightarrow{\mathbb{P}} \mathbb{E}_{Z_1} [\rho'(\kappa_1 Z_1) \Phi(-\alpha_* \kappa_1 / \sigma_* Z_1)] + \mathbb{E}_{Z_1} [(1 - \rho'(\kappa_1 Z_1)) \Phi(\alpha_* \kappa_1 / \sigma_* Z_1)].$$

The further simplify, the right-hand side of (97) can be expressed as $\mathbb{E}[\mathbf{1}\{Y_1 \neq Y_2\}]$, where $Y_1 = \mathbf{1}\{\sigma_* Z_1 + \alpha_* \kappa_1 Z_2 \geq 0\}$, $Y_2 \sim \text{Bern}(\rho'(\kappa_1 Z_2))$.

A.7.2. Limit of predictive deviance. We will use a similar argument as in Section A.7.1 to show the following convergence of the predictive deviance:

$$\mathbb{E}_T \left[D(Y_T, \rho'(\mathbf{X}_T^\top \widehat{\beta}_M)) \right] \xrightarrow{\mathbb{P}} \mathbb{E} \left[D(\rho'(\kappa_1 Z_1), \rho'(\sigma_* Z_2 + \alpha_* \kappa_1 Z_1)) \right],$$

where the deviance is $D(a, b) = a \log(a/b) + (1-a) \log((1-a)/(1-b))$ with the convention that $0 \log 0 := 0$. To prove this convergence, we first simplify $\mathbb{E}_T \left[D(Y_T, \rho'(\mathbf{X}_T^\top \widehat{\boldsymbol{\beta}}_M)) \right]$ as follows:

$$\begin{aligned}
(98) \quad \mathbb{E}_T \left[D(Y_T, \rho'(\mathbf{X}_T^\top \widehat{\boldsymbol{\beta}}_M)) \right] &= -\mathbb{E}_T \left[Y_T \log(\rho'(\mathbf{X}_T^\top \widehat{\boldsymbol{\beta}}_M)) + (1 - Y_T) \log(1 - \rho'(\mathbf{X}_T^\top \widehat{\boldsymbol{\beta}}_M)) \right] \\
&= \mathbb{E}_T [\log(1 + \exp(\mathbf{X}_T^\top \widehat{\boldsymbol{\beta}}_M)) - Y_T \mathbf{X}_T^\top \widehat{\boldsymbol{\beta}}_M] \\
&= \mathbb{E}_{\mathbf{X}_T} [\log(1 + \exp(\mathbf{X}_T^\top \widehat{\boldsymbol{\beta}}_M))] - \mathbb{E}_{\mathbf{X}_T} [\rho'(\mathbf{X}_T^\top \boldsymbol{\beta}_0) \mathbf{X}_T^\top \widehat{\boldsymbol{\beta}}_M],
\end{aligned}$$

where the first equation is because $0 \log 0 + 1 \log 1 = 0$. Based on the characterizations of $\mathbf{X}_T^\top \boldsymbol{\beta}_0$ and $\mathbf{X}_T^\top \widehat{\boldsymbol{\beta}}_M$ we used in Section A.7.1, last equation in (98) equals to

$$\begin{aligned}
(99) \quad &\mathbb{E}_{W_2} [\log(1 + \exp(W_2))] - \mathbb{E}_{(W_1, W_2)} [\rho'(W_1)W_2] \\
&= \mathbb{E}_{Z_1} [\log(1 + \exp(\|\widehat{\boldsymbol{\beta}}_M\|Z_1))] \\
&\quad - \mathbb{E}_{(Z_1, Z_2)} \left[\rho'(\|\boldsymbol{\beta}_0\|Z_1) \left(\frac{1}{\|\boldsymbol{\beta}_0\|_2} \boldsymbol{\beta}_0^\top \widehat{\boldsymbol{\beta}}_M Z_1 + Z_2 \sqrt{\|\widehat{\boldsymbol{\beta}}_M\|_2^2 - \left(\frac{1}{\|\boldsymbol{\beta}_0\|_2} \boldsymbol{\beta}_0^\top \widehat{\boldsymbol{\beta}}_M \right)^2} \right) \right] \\
&= \mathbb{E}_{Z_1} [\log(1 + \exp(\|\widehat{\boldsymbol{\beta}}_M\|Z_1))] - \mathbb{E}_{Z_1} \left[\rho'(\|\boldsymbol{\beta}_0\|Z_1) \frac{1}{\|\boldsymbol{\beta}_0\|_2} \boldsymbol{\beta}_0^\top \widehat{\boldsymbol{\beta}}_M Z_1 \right].
\end{aligned}$$

To apply the continuous mapping theorem, we define two functions: $h_2(x, z) = \log(1 + \exp(xz))\phi(z)$ and $h_3(y_1, y_2, z) = \rho'(y_1 z)y_2 z\phi(z)$. We need to show function $g_2(x) = \int_{-\infty}^{\infty} h_2(x, z)dz$ is continuous with respect to $x > 0$ and function $g_3(y_1, y_2) = \int_{-\infty}^{\infty} h_3(y_1, y_2, z)dz$ is continuous with respect to (y_1, y_2) , where $y_1 > 0, y_2 \in \mathbb{R}$. Noted that h_2 and h_3 are continuous. Furthermore, based on the uniform boundedness that $\|\widehat{\boldsymbol{\beta}}_M\| \leq c_1$ indicated in (35) and the two inequalities $\log(1 + \exp(t)) \leq |t| + \log(2)$ and $|\rho'(t)| \leq 1/4$, we conclude that there exist a large constant $c_1 > 0$ independent of the sample size n such that $|h_2(x, z)| \leq c_1 |z| \phi(z) + \log(2)\phi(z)$ and $|h_3(y_1, y_2, z)| \leq c_1 |z| \phi(z)$. By Dominated Convergence Theorem, the function $g_2(x)$ is continuous with respect to $x \in (0, c_1]$ and $g_3(y_1, y_2)$ is continuous with respect to (y_1, y_2) , where $y_1 > 0, -c_1 < y_2 < c_1$. According to (92) and applying Slutsky's theorem, we conclude that

$$\begin{aligned}
&\mathbb{E}_{Z_1} [\log(1 + \exp(\|\widehat{\boldsymbol{\beta}}_M\|Z_1))] - \mathbb{E}_{Z_1} \left[\rho'(\|\boldsymbol{\beta}_0\|Z_1) \frac{1}{\|\boldsymbol{\beta}_0\|_2} \boldsymbol{\beta}_0^\top \widehat{\boldsymbol{\beta}}_M Z_1 \right] \\
&\xrightarrow{\mathbb{P}} \mathbb{E}_{Z_1} [\log(1 + \exp(\sqrt{\sigma_*^2 + \alpha_*^2 \kappa_1^2} Z_1))] - \mathbb{E}_{Z_1} [\rho'(\kappa_1 Z_1) \alpha_* \kappa_1 Z_1].
\end{aligned}$$

Furthermore, we can express the limiting value as $\mathbb{E}[D(\rho'(\kappa_1 Z_1), \rho'(\sigma_* Z_2 + \alpha_* \kappa_1 Z_1))]$ by verifying their equivalence following a similar step as in (98).

APPENDIX B: EXTENSION TO GENERALIZED LINEAR MODEL (GLM)

We first present our results and defer the proofs in Section B.6.

B.1. Existence of the MAP estimate for GLM.

PROPOSITION B.1. Under Condition 11 and assuming that the MLE based on synthetic data exists, further assume that there exists a positive constant c_0 such that for any $\boldsymbol{\beta} \in$

\mathbb{R}^p with norm larger than c_0 , $\sum_{i=1}^M \ell_G(Y_i^*, \mathbf{X}_i^{*\top} \boldsymbol{\beta}) > \sum_{i=1}^M \ell_G(Y_i^*, 0)$. Additionally, assume that the synthetic covariate matrix has full column rank. Under these conditions, the MAP estimate in (18) exists and is unique.

B.2. Stability of MAP due to finite M for GLM. The MAP based on population catalytic prior defined as

$$(100) \quad \widehat{\boldsymbol{\beta}}_\infty^G = \arg \min_{\boldsymbol{\beta} \in \mathbb{R}^p} \cdot \sum_{i=1}^n \left[b(\mathbf{X}_i^\top \boldsymbol{\beta}) - Y_i \mathbf{X}_i^\top \boldsymbol{\beta} \right] + \tau \mathbb{E} \left[b(\mathbf{X}^{*\top} \boldsymbol{\beta}) - Y^* \mathbf{X}^{*\top} \boldsymbol{\beta} \right]$$

We study the influence of the synthetic sample size M on the stability of the MAP estimator. Specifically, we establish a bound on the distance between the estimate $\widehat{\boldsymbol{\beta}}_M^G$ based on M synthetic samples defined in (18) and the estimate $\widehat{\boldsymbol{\beta}}_\infty^G$ based on the population catalytic prior defined in (100). This bound decays to 0 linearly in M .

For the purpose here, we treat the observed data as fixed and consider the synthetic data the only source of randomness. For any $K > 0$, we define $\mathcal{B}_K := \{\boldsymbol{\beta} \in \mathbb{R}^p : \|\boldsymbol{\beta}\|_2 \leq K\}$.

PROPOSITION B.2. Suppose that $\tau > 0$ and the following holds

- (a) the synthetic data are generated according to Condition 11;
- (b) there is some constant $K > 0$, such that both $\widehat{\boldsymbol{\beta}}_M$ and $\widehat{\boldsymbol{\beta}}_\infty$ lie in \mathcal{B}_K .
- (c) Condition 10 hold for loss function and canonical link.

Let $\lambda_n \geq 0$ be a constant such that for any $\boldsymbol{\beta} \in \mathcal{B}_K$, the smallest eigenvalue value of $\sum_{i=1}^n b''(\mathbf{X}_i^\top \boldsymbol{\beta}) \mathbf{X}_i \mathbf{X}_i^\top$ is lower bounded by λ_n . The followings hold:

- (i) There is a positive constant γ that only depends on the constants K and B_1 in Condition 11 such that the smallest eigenvalue value of $\mathbb{E}(b''(\mathbf{X}^{*\top} \boldsymbol{\beta}) \mathbf{X}^* \mathbf{X}^{*\top})$ is lower bounded by γ for all $\boldsymbol{\beta} \in \mathcal{B}_K$.
- (ii) For any $\epsilon \in (0, 1)$, it holds with probability at least $1 - \epsilon$ that

$$\|\widehat{\boldsymbol{\beta}}_M^G - \widehat{\boldsymbol{\beta}}_\infty^G\|^2 \leq \left(2 + \log \frac{1}{\epsilon}\right) \left(\frac{4 p L^2 \tau^2 B_1^2}{M (\lambda_n + \tau \gamma)^2}\right).$$

In particular, since $\lambda_n \geq 0$, we have $\|\widehat{\boldsymbol{\beta}}_M^G - \widehat{\boldsymbol{\beta}}_\infty^G\|^2 = O_p\left(\frac{p}{M \gamma^2}\right)$.

B.3. Consistency of MAP when p diverges for GLM.

CONDITION 12. $\{Y_i, \mathbf{X}_i\}_{i=1}^n$ are independent and $\mathbb{E}\|\text{Var}(Y_i | \mathbf{X}_i) \mathbf{X}_i\|^2 \leq C_2 p$ for all $i \in [n]$.

PROPOSITION B.3. Suppose $p/n \rightarrow 0$ and the tuning parameter is chosen such that $\tau \leq C_4 p$ for a constant C_4 . Under Condition 3, 12 and 10, the followings hold:

- (i) Suppose the synthetic covariate matrix is of full rank and there is a constant Λ such that $\|\frac{1}{M} \sum_{i=1}^M \mathbf{X}_i^* \mathbf{X}_i^{*\top}\| \leq \Lambda$, then

$$\|\widehat{\boldsymbol{\beta}}_M^G - \boldsymbol{\beta}_0\|^2 = O_p\left(\frac{p}{n}\right)$$

- (ii) Under covariate condition in Condition 11, we have

$$\|\widehat{\boldsymbol{\beta}}_\infty^G - \boldsymbol{\beta}_0\|^2 = O_p\left(\frac{p}{n}\right)$$

B.4. Nonasymptotic results in linear asymptotic regime for GLM.

PROPOSITION B.4. Suppose Conditions 10, 11 and 5 hold and $p > \omega_1 n$ for some positive constant ω_1 . Let C_* be the constant $1 + c_* \omega_1$. Assume $\max\{\frac{1}{n} \sum_{i=1}^n \ell_G(Y_i, 0), \frac{1}{M} \sum_{i=1}^M \ell_G(Y_i^*, 0)\} \leq C_y$. The followings hold:

(i) The estimator defined in the optimization (100) satisfies that

$$\|\widehat{\beta}_\infty^G\|_2 \leq \frac{C_* C_y}{\varsigma \eta_0 \nu}$$

where η_0, ν are some positive constants that only depend on B_1 and q in Condition 11.

(ii) The estimator defined in the optimization (18) satisfies that

$$\|\widehat{\beta}_M^G\|_2 \leq \frac{4C_* C_y}{\varsigma \eta_0 \nu}$$

with probability at least $1 - 2 \exp(-\tilde{c}M)$ if $M \geq \tilde{C}p$, where $\tilde{c}, \tilde{C}, \eta_0, \nu$ are positive constants that only depend on the constants L, B_1 and q in Condition 11.

B.5. Exact asymptotics in linear asymptotic regime for GLM.

PROPOSITION B.5. Consider the optimization program (18), under Condition 6, and assume that the solution of the optimization program (18) lies in a compact set. Assume $\{\mathbf{X}_i\}_{i=1}^n$ and $\{\mathbf{X}_i^*\}_{i=1}^M$ are i.i.d. samples from $\mathcal{N}(\mathbf{0}, \mathbf{I}_p)$. Let the responses Y_i, Y_i^* be generated according to the GLM (17) with linear predictors $\mathbf{X}_i^\top \beta_0$ and $\mathbf{X}_i^{*\top} \beta_s$, respectively. Assume that the empirical distribution of the entries of $\sqrt{p}(\beta_0, \beta_s)$ converges weakly to a distribution Π_2 , i.e., $\frac{1}{p} \sum_{j=1}^p \chi_{\sqrt{p}(\beta_{0j}, \beta_{sj})} \rightarrow \Pi_2$. Additionally, assume that $\lim_{p \rightarrow \infty} \|\beta_0\|^2 = \kappa_1^2$, $\lim_{p \rightarrow \infty} \|\beta_s\|^2 = \kappa_2^2$, and $\lim_{p \rightarrow \infty} \frac{1}{\|\beta_0\| \|\beta_s\|} \langle \beta_0, \beta_s \rangle = \xi \in [0, 1)$. Then, as $p \rightarrow \infty$, for any locally-Lipschitz function $\Psi : \mathbb{R} \times \mathbb{R} \rightarrow \mathbb{R}$, we have,

$$\sum_{j=1}^p \Psi \left(\widehat{\beta}_{M,j} - \alpha_1^* \beta_{0,j}, \beta_{0,j} \right) \xrightarrow{\mathbb{P}} \mathbb{E} \left[\Psi \left(\frac{\alpha_2^*}{\sqrt{1 - \xi^2}} (\tilde{\beta} - \xi \frac{\kappa_2}{\kappa_1} \beta) + \sigma^* Z, \beta \right) \right]$$

where $Z \sim \mathcal{N}(0, 1)$ is independent of $(\beta, \tilde{\beta}) \sim \Pi_2$, and $(\alpha_1^*, \alpha_2^*, \sigma^*)$ depend on the GLM (17) and parameters $\varsigma, \kappa_1, \kappa_2, \tau_0, \xi$.

B.6. Proofs for GLM.

B.6.1. *Proof for existence.* Follows from the proof in Section A.1.

B.6.2. *Proof for stability.* We first prove Proposition B.2 (i):

LEMMA B.6. Suppose Condition 11 holds and K is any positive number. For any $\beta \in \mathbb{R}^p$ with bounded norm $\|\beta\|_2 \leq K$, it holds that

$$\mathbb{E} \left(b''(\mathbf{X}^{*\top} \beta) \mathbf{X}^* \mathbf{X}^{*\top} \right) \succcurlyeq C_K \mathbf{I}_p$$

where C_K is a positive constant that depends on K and the constant B_1 in Condition 11.

PROOF OF LEMMA B.6. It suffices to show that for any $\|\mathbf{v}\|_2 = 1$, $\mathbf{v}^\top \mathbb{E} \left(\rho''(\mathbf{X}^{*\top} \beta) \mathbf{X}^* \mathbf{X}^{*\top} \right) \mathbf{v} \geq C_K$.

Under Condition 11, we have two facts: (1) $\text{Var}(\mathbf{X}^{*\top} \boldsymbol{\beta}) \leq K^2$ (2) there exist two positive constants η_0 and ρ_0 such that $\mathbb{P}(|\mathbf{X}^{*\top} \mathbf{v}| > \eta_0) \geq \rho_0$. The second fact follows from Huang et al. (2020, Theorem 5.7). By Chebyshev's inequality, we have $\mathbb{P}(|\mathbf{X}^{*\top} \boldsymbol{\beta}| > K/\sqrt{\rho_0/2}) \leq \rho_0/2$.

$$\begin{aligned} \mathbf{v}^\top \mathbb{E} \left(b''(\mathbf{X}^{*\top} \boldsymbol{\beta}) \mathbf{X}^* \mathbf{X}^{*\top} \right) \mathbf{v} &= \mathbb{E} \left(b''(\mathbf{X}^{*\top} \boldsymbol{\beta}) (\mathbf{X}^{*\top} \mathbf{v})^2 \right) \\ &\geq \mathbb{E} \left(b''(\mathbf{X}^{*\top} \boldsymbol{\beta}) (\mathbf{X}^{*\top} \mathbf{v})^2 \mathbf{1}_{\{|\mathbf{X}^{*\top} \boldsymbol{\beta}| \leq K/\sqrt{\rho_0/2}, |\mathbf{X}^{*\top} \mathbf{v}| > \eta_0\}} \right) \\ &\stackrel{\text{(condition of } b'')}{\geq} c \left(K/\sqrt{\rho_0/2} \right) \eta_0^2 \mathbb{P} \left(|\mathbf{X}^{*\top} \boldsymbol{\beta}| \leq K/\sqrt{\rho_0/2}, |\mathbf{X}^{*\top} \mathbf{v}| > \eta_0 \right) \\ &\stackrel{\text{(Union bound)}}{\geq} c \left(K/\sqrt{\rho_0/2} \right) \eta_0^2 \left[1 - \mathbb{P}(|\mathbf{X}^{*\top} \mathbf{v}| \leq \eta_0) - \mathbb{P}(|\mathbf{X}^{*\top} \boldsymbol{\beta}| > K/\sqrt{\rho_0/2}) \right] \\ &\geq c \left(K/\sqrt{\rho_0/2} \right) \eta_0^2 \frac{\rho_0}{2} \end{aligned}$$

By taking $C_K = \frac{\rho_0 \eta_0^2}{2} c \left(K/\sqrt{\rho_0/2} \right)$, we proved Lemma A.1. \square

We introduce

$$\delta_M^G(\boldsymbol{\beta}) := \mathbb{E} \left(Y^* \mathbf{X}^{*\top} \boldsymbol{\beta} - b(\mathbf{X}^{*\top} \boldsymbol{\beta}) \right) - \frac{1}{M} \sum_{i \leq M} \left(Y_i^* \mathbf{X}_i^{*\top} \boldsymbol{\beta} - b(\mathbf{X}_i^{*\top} \boldsymbol{\beta}) \right),$$

Note that Proposition B.2 (ii) is implied by the following two statements:

Result G1. There is some $\tilde{\boldsymbol{\beta}}$ lies between $\hat{\boldsymbol{\beta}}_M$ and $\hat{\boldsymbol{\beta}}_\infty$ such that

$$\|\hat{\boldsymbol{\beta}}_M^G - \hat{\boldsymbol{\beta}}_\infty^G\|_2^2 \leq \frac{\tau^2}{(\lambda_n + \tau\gamma)^2} \|\nabla \delta_M^G(\tilde{\boldsymbol{\beta}})\|_2^2,$$

where ∇ denote the gradient w.r.t to $\boldsymbol{\beta}$.

Result G2. If $\sup_{i \in [M]} \|\mathbf{X}_i^*\|_2^2 \leq V_X^2$ holds a.s., then for any positive C , it holds that

$$(101) \quad \mathbf{P} \left(\sup_{\boldsymbol{\beta} \in \mathcal{B}_K} \|\nabla \delta_M^G(\boldsymbol{\beta})\|_2 \geq (C+1) \frac{2LV_X}{\sqrt{M}} \right) \leq e^{-2C^2}.$$

Result G1 follows from same argument in the proof of Theorem 2.2. For Result G2, we aim to provide a bound on

$$Z_G := \sup_{\boldsymbol{\beta} \in \mathcal{B}_K} \|\nabla \delta_M^G(\boldsymbol{\beta})\|$$

The first step is to bound $\mathbb{E}(Z_G)$ and then bound the tail probability $\mathbb{P}(Z_G \geq \mathbb{E}(Z_G) + t)$ for some positive t .

LEMMA B.7. *Suppose Condition 10 and Condition 11 holds and $\|\mathbf{X}_i^*\|_2^2 \leq V_X^2$ for all $i \leq M$, then*

$$\mathbb{E}(Z_G) \leq \frac{2LV_X}{\sqrt{M}}$$

After we have bounded the $\mathbb{E}(Z_G)$, we will need to bound the difference between Z_G and $\mathbb{E}(Z_G)$. The distance between $E(Z_G)$ and Z_G is characterized through following lemma.

LEMMA B.8. *Suppose Condition 10 and Condition 11 holds and $\|\mathbf{X}_i^*\|_2^2 \leq V_X^2$ for all $i \leq M$. For any $C > 0$, it holds that*

$$\mathbf{P} \left(Z_G - \mathbb{E}(Z_G) \geq C \frac{2LV_X}{\sqrt{M}} \right) \leq e^{-2C^2}.$$

Based on Lemma B.7 and Lemma B.8, we conclude that

$$\mathbf{P} \left(Z_G \geq (C+1) \frac{2LV_X}{\sqrt{M}} \right) \leq e^{-2C^2},$$

which shows that

$$Z_G^2 = \sup_{\beta \in \mathcal{R}_K} \|\nabla \delta_M^G(\beta)\|_2^2 = O_p \left(\frac{V_X^2}{M} \right).$$

The rest of this section is devoted to prove Lemma B.7 and Lemma B.8.

PROOF OF LEMMA B.7. Denote by $\mathcal{B}_1 = \{\mathbf{v} \in \mathbb{R}^p : \|\mathbf{v}\| \leq 1\}$. By the elementary identify that $\|\mathbf{u}\| = \sup_{\mathbf{v} \in \mathcal{B}_1} \{\mathbf{v}^\top \mathbf{u}\}$ for any $\mathbf{u} \in \mathbb{R}^p$, we have

$$\begin{aligned} \mathbb{E} \left(\sup_{\beta \in \mathcal{B}_K} \|\nabla \delta_M^G(\beta)\| \right) &= \mathbb{E} \left(\sup_{\beta \in \mathbb{R}^p} \left\| \frac{1}{M} \sum_{i=1}^M \left[(Y_i^* - b'(\mathbf{X}_i^{*\top} \beta)) \mathbf{X}_i^* - \mathbb{E} \left((Y_i^* - b'(\mathbf{X}_i^{*\top} \beta)) \mathbf{X}_i^* \right) \right] \right\| \right) \\ &= \mathbb{E} \left(\sup_{\mathbf{v} \in \mathcal{B}_1, \beta \in \mathcal{B}_K} \frac{1}{M} \sum_{i=1}^M \left[(Y_i^* - b'(\mathbf{X}_i^{*\top} \beta)) \mathbf{v}^\top \mathbf{X}_i^* - \mathbb{E} \left((Y_i^* - b'(\mathbf{X}_i^{*\top} \beta)) \mathbf{v}^\top \mathbf{X}_i^* \right) \right] \right) \\ &\leq 2\mathbb{E} \sup_{\mathbf{v} \in \mathcal{B}_1, \beta \in \mathcal{B}_K} \frac{1}{M} \sum_{i=1}^M \epsilon_i \mathbf{v}^\top \mathbf{X}_i^* (Y_i^* - b'(\mathbf{X}_i^{*\top} \beta)) \quad (\text{by symmetrization}) \\ &\leq 2L\mathbb{E} \sup_{\mathbf{v} \in \mathcal{B}_1} \frac{1}{M} \sum_{i=1}^M \epsilon_i \mathbf{v}^\top \mathbf{X}_i^* \quad (\text{by contraction}) \\ &= 2L\mathbb{E} \left\| \frac{1}{M} \sum_{i=1}^M \epsilon_i \mathbf{X}_i^* \right\|_2 \\ &\leq 2L \frac{1}{M} \sqrt{\mathbb{E} \left\| \sum_{i=1}^M \epsilon_i \mathbf{X}_i^* \right\|_2^2} \leq \frac{2LV_X}{\sqrt{M}} \end{aligned}$$

with the following reasons:

- the first inequality: apply Lemma A.4 with the random vectors $U_i = (Y_i^*, \mathbf{X}_i^*)$ and the function class $\Gamma = \{\gamma_{\beta, \mathbf{v}}(U_i) = (Y_i^* - b'(\mathbf{X}_i^{*\top} \beta)) \mathbf{v}^\top \mathbf{X}_i^* : \beta \in \mathbb{R}^p, \mathbf{v} \in \mathcal{B}_1\}$;
- the second inequality: we use Lemma A.5 together with the fact that $|Y_i^* - b'(\mathbf{X}_i^{*\top} \beta)| \leq L$ because loss function ℓ_G is L-Lipschitz;
- the third inequality is due to the Cauchy-Schwarz inequality, and the last inequality is due to the independence between ϵ_i and \mathbf{X}_i^* .

□

PROOF OF LEMMA B.8. We are going to apply Lemma A.6, Let $U_i = (\mathbf{X}_i^*, Y_i^*)$, define

$$\tilde{G}(U_1, \dots, U_M) = Z_G = \sup_{\beta \in \mathcal{B}_K} \left\| \frac{1}{M} \sum_{i=1}^M \left[(Y_i^* - b'(\mathbf{X}_i^{*\top} \beta)) \mathbf{X}_i^* - \mathbb{E} \left((Y_i^* - b'(\mathbf{X}_i^{*\top} \beta)) \mathbf{X}_i^* \right) \right] \right\|_2$$

let $\tilde{\mathbf{U}}_j = (\tilde{\mathbf{X}}_j^*, \tilde{Y}_j^*)$, we first need to bound the difference between $\tilde{G}(\mathbf{U}_1, \dots, \mathbf{U}_j, \dots, \mathbf{U}_M)$ and $\tilde{G}(\mathbf{U}_1, \dots, \tilde{\mathbf{U}}_j, \dots, \mathbf{U}_M)$.

Following the proof of Lemma A.3 together with our condition that loss function ℓ_G is L-Lipschitz, we have:

$$\tilde{G}(\mathbf{U}_1, \dots, \mathbf{U}_j, \dots, \mathbf{U}_M) - \tilde{G}(\mathbf{U}_1, \dots, \tilde{\mathbf{U}}_j, \dots, \mathbf{U}_M) \leq \frac{2LV_X}{M},$$

Applying Lemma A.6 with $c_j = \frac{2LV_X}{M}$ and $t = C\frac{2LV_X}{\sqrt{M}}$, we have

$$\mathbf{P}\left(Z_G - \mathbb{E}(Z_G) \geq C\frac{2LV_X}{\sqrt{M}}\right) \leq e^{-2C^2}.$$

□

B.6.3. *Proof for consistency.* Follows from the proof in Section A.3.

B.6.4. *Proof for MAP boundedness: linear asymptotic regime.* We first introduce an useful lemma:

LEMMA B.9. *Under Condition 10, for all $y \in \mathcal{Y}$ and $\theta \in \mathbb{R}$, we have*

$$\ell_G(y, \theta) \geq \max\{0, (b'(0) - y)\theta\}$$

PROOF OF LEMMA B.9. For any $y \in \mathcal{Y}$ and $\theta \in \mathbb{R}$, we have

$$\begin{aligned} \ell_G(y, \theta) &\geq \max\{0, \ell_G(y, 0) + \ell'_G(y, 0)\theta\} && \text{(Non-negativity and Convexity of loss)} \\ &\geq \max\{0, (b'(0) - y)\theta\} && \text{(Non-negativity of loss)} \end{aligned}$$

where $\ell'_G(y, \theta)$ denote derivative of $\ell_G(y, \theta)$ with respect to θ .

□

Recall

$$\hat{\beta}_M^G = \arg \min_{\beta \in \mathbb{R}^p} \sum_{i=1}^n \ell_G(Y_i, \mathbf{X}_i^\top \beta) + \frac{\tau}{M} \sum_{i=1}^M \ell_G(Y_i^*, \mathbf{X}_i^{*\top} \beta)$$

Note that the objective function evaluated at $\hat{\beta}_M^G$ is necessarily no greater than that evaluated at $\beta = \mathbf{0}$, which is $(n + \tau)C_y$. Together with Lemma B.9 and non-negativity of loss ℓ_G , we have

$$(102) \quad \frac{\tau}{M} \sum_{i=1}^M \max\{0, (b'(0) - Y_i^*) \mathbf{X}_i^{*\top} \hat{\beta}_M^G\} \leq (n + \tau)C_y$$

Note that the left hand side (102) can be lower bounded by

$$\|\hat{\beta}_M^G\|_2 \left(\inf_{\|\beta\|_2=1} \frac{1}{M} \sum_{i=1}^M \max\{0, (b'(0) - Y_i^*) \mathbf{X}_i^{*\top} \beta\} \right),$$

for which we have the following result.

LEMMA B.10. *Under Condition 10 and Condition 11, we have*

$$(103) \quad \inf_{\|\beta\|=1} \frac{1}{M} \sum_{i=1}^M \max\{0, (b'(0) - Y_i^*) \mathbf{X}_i^{*\top} \beta\} \geq \frac{\varsigma \eta_0 \nu}{4}$$

with probability at least $1 - \exp(-c_B M) + \exp\left(-\frac{\nu^2}{2} M + p \log\left(1 + \frac{8LC_B}{\varsigma \eta_0 \nu}\right)\right)$, where c_B, C_B, η_0, ν are positive constants depend on the constants B_1 and q in Condition 11. Furthermore, for any $\beta \in \mathbb{R}^p$ with $\|\beta\|_2 = 1$

$$\mathbb{E} \max\{0, (b'(0) - Y^*) \mathbf{X}^{*\top} \beta\} \geq \varsigma \eta_0 \nu.$$

We defer the proof of Lemma B.10. Recall Condition 5 that $1 + \frac{n}{\tau} \leq C_*$. When (27) holds, we can conclude from (102) that $\|\widehat{\beta}_M^G\|_2 \leq \frac{4C_* C_y}{\varsigma \eta_0 \nu}$. Suppose $M \geq \frac{4 \log(1 + 8LC_B / (\varsigma \eta_0 \nu))}{\nu^2} p$. Lemma B.10 implies that

$$\mathbb{P}\left(\|\widehat{\beta}_M^G\|_2 \leq \frac{4C_* C_y}{\varsigma \eta_0 \nu}\right) \geq 1 - 2 \exp(-\min(c_B, \nu^2/4)M).$$

For the MAP estimator $\widehat{\beta}_\infty^G$, we have the following analogy of (26):

$$(104) \quad \tau \mathbb{E} \max\{0, (b'(0) - Y^*) \mathbf{X}^{*\top} \widehat{\beta}_\infty^G\} \leq (n + \tau) C_y.$$

The left hand side can be lower bounded using Lemma A.9, which prove that

$$\|\widehat{\beta}_\infty^G\|_2 \leq \frac{C_* C_y}{\varsigma \eta_0 \nu}.$$

Therefore, we complete the proof of Proposition B.4.

The rest of this section is devoted to prove Lemma B.10, which is in turn based on the following lemma.

LEMMA B.11. *Suppose $\{\mathbf{X}_i^*, Y_i^*\}$ are i.i.d. copies of (\mathbf{X}^*, Y^*) generated under Condition 11. There are positive constants η_0 and ν such that for any $\beta \in \mathbb{R}^p$ with $\|\beta\|_2 = 1$, it holds that*

$$\frac{1}{M} \sum_{i=1}^M \max\{0, (b'(0) - Y_i^*) \mathbf{X}_i^{*\top} \beta\} \geq \frac{\varsigma \eta_0 \nu}{2}$$

with probability at least $1 - \exp\left(-\frac{M\nu^2}{2}\right)$.

PROOF OF LEMMA B.11. By Huang et al. (2020, Proposition 5.11), there exist two positive constants $\eta_0, \rho_0 \in (0, 1)$ that only depend on B_1 , such that for any $\beta \in \mathbb{R}^p$ with $\|\beta\|_2 = 1$

$$\mathbb{P}(|\mathbf{X}_i^{*\top} \beta| > \eta_0) \geq \rho_0.$$

Let A_i denote the indicator of event $\{\max((b'(0) - Y_i^*) \mathbf{X}_i^{*\top} \beta, 0) > \varsigma \eta_0\}$. we will first find the lower bound of expectation of $\mathbb{E}(A_i)$ and then apply Hoeffding's inequality to guarantee $\sum_{i=1}^M A_i$ is large. By the law of total expectation, we have

$$\mathbb{P}\left(\max\{0, (b'(0) - Y_i^*) \mathbf{X}_i^{*\top} \beta\} > \varsigma \eta_0\right) = \mathbb{E}\left[\mathbb{E}\left(\mathbf{1}\left\{\max\left((b'(0) - Y_i^*) \mathbf{X}_i^{*\top} \beta, 0\right) > \varsigma \eta_0\right\} \mid \mathbf{X}_i^*\right)\right]$$

We proceed to lower bound the inner expectation first:

$$\begin{aligned}
& \mathbb{E} \left(\mathbf{1} \left\{ \max \left((b'(0) - Y_i^*) \mathbf{X}_i^{*\top} \boldsymbol{\beta}, 0 \right) > \varsigma \eta_0 \right\} \mid \mathbf{X}_i^* \right) \\
&= \mathbb{E} \left(\mathbf{1} \left\{ (b'(0) - Y_i^*) \mathbf{X}_i^{*\top} \boldsymbol{\beta} > 0, |(b'(0) - Y_i^*) \mathbf{X}_i^{*\top} \boldsymbol{\beta}| > \varsigma \eta_0 \right\} \mid \mathbf{X}_i^* \right) \\
&\geq \mathbb{E} \left(\mathbf{1} \left\{ (b'(0) - Y_i^*) \mathbf{X}_i^{*\top} \boldsymbol{\beta} > 0, |(b'(0) - Y_i^*) \mathbf{X}_i^{*\top} \boldsymbol{\beta}| > \varsigma \eta_0, |b'(0) - Y_i^*| \geq \varsigma \right\} \mid \mathbf{X}_i^* \right) \\
&\geq \mathbb{E} \left(\mathbf{1} \left\{ (b'(0) - Y_i^*) \mathbf{X}_i^{*\top} \boldsymbol{\beta} > 0, |\mathbf{X}_i^{*\top} \boldsymbol{\beta}| > \eta_0, |b'(0) - Y_i^*| \geq \varsigma \right\} \mid \mathbf{X}_i^* \right) \\
&= \mathbf{1} \left\{ |\mathbf{X}_i^{*\top} \boldsymbol{\beta}| > \eta_0 \right\} \mathbb{E} \left(\mathbf{1} \left\{ (b'(0) - Y_i^*) \mathbf{X}_i^{*\top} \boldsymbol{\beta} > 0, |b'(0) - Y_i^*| \geq \varsigma \right\} \mid \mathbf{X}_i^* \right) \\
&\geq \mathbf{1} \left\{ |\mathbf{X}_i^{*\top} \boldsymbol{\beta}| > \eta_0 \right\} \min \{ \mathbb{P}(b'(0) - Y_i^* \geq \varsigma), \mathbb{P}(-b'(0) + Y_i^* \geq \varsigma) \} \\
&\geq q \mathbf{1} \left\{ |\mathbf{X}_i^{*\top} \boldsymbol{\beta}| > \eta_0 \right\}
\end{aligned}$$

where the last inequality is due to Condition 11. Together with $\mathbb{P}(|\mathbf{X}_i^{*\top} \boldsymbol{\beta}| > \eta_0) \geq \rho_0$, we have

$$\mathbb{P} \left(\max \{ 0, (b'(0) - Y_i^*) \mathbf{X}_i^{*\top} \boldsymbol{\beta} \} > \varsigma \eta_0 \right) \geq q \rho_0$$

Denote by $\nu = q \rho_0$. We have shown that $\mathbb{E}(A_i) \geq \nu$. By Hoeffding's inequality, $\mathbb{P} \left(\sum_{i=1}^M A_i < \frac{M\nu}{2} \right) \leq \exp(-\frac{M\nu^2}{2})$. Note that the event $\left\{ \sum_{i=1}^M A_i \geq \frac{M\nu}{2} \right\}$ implies that $\sum_{i=1}^M \max \{ 0, (b'(0) - Y_i^*) \mathbf{X}_i^{*\top} \boldsymbol{\beta} \} \geq \frac{M\nu}{2} \varsigma \eta_0$. Thus, we conclude that

$$\mathbb{P} \left(\frac{1}{M} \sum_{i=1}^M \max \{ 0, (b'(0) - Y_i^*) \mathbf{X}_i^{*\top} \boldsymbol{\beta} \} < \frac{\nu}{2} \varsigma \eta_0 \right) \leq \exp \left(-\frac{M\nu^2}{2} \right).$$

□

PROOF OF LEMMA B.10. Denote by \mathbb{X}^* the synthetic covariate matrix. By Huang et al. (2020, Proposition 5.12), under Condition 1, the event $E_1 := \{ \|\mathbb{X}^*\|_{op} \leq C_B \sqrt{M} \}$ holds with probability at least $1 - \exp(-c_B M)$, where c_B, C_B are constant depend on B_1 .

We fixed a $\left(\frac{\varsigma \eta_0 \nu}{4LC_B} \right)$ -net \mathcal{N} to cover the unit sphere S^{p-1} . By a volume argument, $|\mathcal{N}| \leq \left(1 + \frac{8LC_B}{\varsigma \eta_0 \nu} \right)^p$. Denote by E_2 the event that

$$\left\{ \frac{1}{M} \sum_{i=1}^M \max \{ 0, (b'(0) - Y_i^*) \mathbf{X}_i^{*\top} \boldsymbol{\beta} \} \geq \frac{\varsigma \eta_0 \nu}{2} \quad \text{for all } \boldsymbol{\beta}_k \in \mathcal{N} \right\}.$$

By Lemma A.10, E_2 happens with probability at least $1 - |\mathcal{N}| \exp \left(-\frac{M\nu^2}{2} \right)$.

Under the events E_1 and E_2 , for any $\|\boldsymbol{\beta}\| = 1$, we can pick $\boldsymbol{\beta}_1 \in \mathcal{N}$ such that $\|\boldsymbol{\beta} - \boldsymbol{\beta}_1\| \leq \frac{\varsigma \eta_0 \nu}{4LC_B}$. As a result, we have

$$\begin{aligned}
& \frac{1}{M} \left(\sum_{i=1}^M \max \{ 0, (b'(0) - Y_i^*) \mathbf{X}_i^{*\top} \boldsymbol{\beta} \} - \sum_{i=1}^M \max \{ 0, (b'(0) - Y_i^*) \mathbf{X}_i^{*\top} \boldsymbol{\beta}_1 \} \right) \\
&\stackrel{(1)}{\leq} \frac{L}{M} \sum_{i=1}^M |\mathbf{X}_i^{*\top} (\boldsymbol{\beta} - \boldsymbol{\beta}_1)| \stackrel{(2)}{\leq} \frac{L}{\sqrt{M}} \|\mathbb{X}^* (\boldsymbol{\beta} - \boldsymbol{\beta}_1)\| \stackrel{(3)}{\leq} \frac{\varsigma \eta_0 \nu}{4C_B \sqrt{M}} \|\mathbb{X}^*\|_{op} \leq \frac{\varsigma \eta_0 \nu}{4}
\end{aligned}$$

where the step (1) is due to the inequalities $\max(0, a) - \max(0, b) \leq |a - b|$ and $|(b'(0) - Y_i^*)| \leq L$, the step (2) is due to the generalized mean inequality, and the step (3) is due to the definition of operator norm and the fact that $\|\beta - \beta_1\| \leq \frac{\eta_0 \rho_0 \nu}{4C_B}$. We complete the proof by noticing that the union bound on the exception probabilities of E_1 and E_2 is $\exp(-c_B M) + \exp\left(-\frac{\nu^2}{2} M + p \log\left(1 + \frac{8LC_B}{\varsigma \eta_0 \nu}\right)\right)$. \square

B.6.5. Proof for exact asymptotics: linear asymptotic regime. Follows the proof in Section A.5, the limit of AO is given in (105). The asymptotic behavior of the MAP is tracked by the optima of (105).

$$(105) \quad \max_r \min_{\sigma, \tilde{\nu}, \alpha_1, \alpha_2} \mathcal{R}(\sigma, r, \tilde{\nu}, \alpha_1, \alpha_2)$$

where

$$(106) \quad \begin{aligned} \mathcal{R}(\sigma, r, \tilde{\nu}, \alpha_1, \alpha_2) &:= \mathbb{E}(M_{b(\cdot)}(\kappa_1 \alpha_1 Z_1 + \kappa_2 \alpha_2 Z_2 + \sigma Z_3 + \frac{\tilde{\nu}}{r} Y_1, \frac{\tilde{\nu}}{r})) \\ &+ \tau_0 \mathbb{E}(M_{b(\cdot)}(\kappa_1 \alpha_1 Z_1 + \kappa_2 \alpha_2 Z_2 + \sigma Z_3 + \frac{\tau_0 \tilde{\nu}}{rm} Y_2, \frac{\tau_0 \tilde{\nu}}{rm})) \\ &+ \tau_0 \left[-\frac{\tau_0 \tilde{\nu}}{2rm} \mathbb{E}(Y_2^2) - \kappa_1 \alpha_1 \mathbb{E}(Y_2 Z_1) - \kappa_2 \alpha_2 \mathbb{E}(Y_2 Z_2) \right] \\ &- \frac{r\sigma}{\sqrt{\delta}} + \frac{r\tilde{\nu}}{2} - \frac{\tilde{\nu}}{2r} \mathbb{E}(Y_1^2) - \kappa_1 \alpha_1 \mathbb{E}(Y_1 Z_1) \end{aligned}$$

where Z_1, Z_2, Z_3 are independent standard Gaussian random variables, $Y_1 | Z_1$ is distributed as corresponding GLM with linear predictor equal to $\kappa_1 Z_1$ and $Y_2 | Z_1, Z_2$ is distributed as corresponding GLM with linear predictor equal to $\kappa_2 \xi Z_1 + \kappa_2 \sqrt{1 - \xi^2} Z_2$.

APPENDIX C: SUPPLEMENTARY MATERIAL FOR NUMERICAL STUDIES

This appendix includes additional experiments for numerical illustrations of the theoretical results and technical details for adjusted inference. An outline is as follows.

- Section C.1 provides a numerical illustration for the convergence indicated in Theorem 2.2.
- Section C.2 provides additional numerical experiments that supplement the ones presented in Section 4.5 and Section 5.1.
- In Section C.3, we conduct experiments to examine the performance of our estimation procedure for the cosine similarity parameter proposed in Section 5.2.
- In Section C.4, we provide detailed procedures for the leave-one-out cross-validation we employed in Section 5.3.
- In Section C.5, we replicate the experiments from Dai et al. (2023a) for feature selection in the cases where MLE exists and compare our methods with theirs.
- In Section C.6, we provide a method to estimate signal strength when covariates are Gaussian vectors with a general covariance matrix.
- In Section C.7, we numerically demonstrate that the results in Section 4.2 can be extended to general covariates with finite fourth moments.

C.1. Experiment: Stability of the MAP estimator against M. In this section, we present an experiment to demonstrate that, with fixed observed data, the MAP estimator with a finite M approaches its limit at the rate of $\frac{1}{M}$, as stated in Theorem 2.2. We set $n = 1000$,

$p = 250$, and $\tau = 500$, and gradually increase the synthetic sample size $M \in \{2^{k-1}p : k \in \{1, 2, 3, 4, 5, 6, 7\}\}$. The generation of observed and synthetic data is listed below. For observed data, we first sample regression coefficients $\beta_j \stackrel{\text{i.i.d.}}{\sim} \mathcal{N}(0, 1/p)$ for $j \in [p]$, and then generate covariates $\mathbf{X}_i \stackrel{\text{i.i.d.}}{\sim} \mathcal{N}(0, \mathbb{I}_p)$ and responses $Y_i \sim \text{Bern}(\rho'(\mathbf{X}_i^\top \boldsymbol{\beta}))$ for $i \in [n]$. For synthetic data, for each $i \in [M]$, generate $Y_i^* \stackrel{\text{i.i.d.}}{\sim} \text{Bern}(0.5)$ and $\mathbf{X}_i^* \stackrel{\text{i.i.d.}}{\sim} \mathcal{N}(0, \mathbb{I}_p)$. Note that this synthetic data generation allows for a mathematical derivation of an exact formula for the computing the MAP estimator with infinite synthetic samples.

The MAP estimator $\hat{\boldsymbol{\beta}}_M$ is computed based on (3). For $\hat{\boldsymbol{\beta}}_\infty$, since we know the synthetic data-generating distribution, we first rewrite (4) by finding an analytical expression of the expectation. Noted that $Y^* \sim \text{Bern}(0.5)$ and $\mathbf{X}^* \sim \mathcal{N}(0, \mathbb{I}_p)$, we have $\mathbb{E}(Y^* \mathbf{X}^*) = \mathbf{0}$. We have

$$\text{pen}(\boldsymbol{\beta}) := \mathbb{E} \left[\rho(\mathbf{X}^{*\top} \boldsymbol{\beta}) - Y^* \mathbf{X}^{*\top} \boldsymbol{\beta} \right] = \mathbb{E} \left[\rho(\mathbf{X}^{*\top} \boldsymbol{\beta}) \right] = \int_{-\infty}^{\infty} \rho(\|\boldsymbol{\beta}\|_2 z) \frac{1}{\sqrt{2\pi}} \exp\left(-\frac{z^2}{2}\right) dz.$$

The function $\text{pen}(\boldsymbol{\beta})$ is convex in $\boldsymbol{\beta}$, which is a direct consequence of the convexity of the function $\rho(\cdot)$ and the convexity of Euclidean norm. Then $\hat{\boldsymbol{\beta}}_\infty$ can be computed via following convex optimization:

$$\hat{\boldsymbol{\beta}}_\infty = \arg \min_{\boldsymbol{\beta} \in \mathbb{R}^p} \left\{ \sum_{i=1}^n \left[\rho(\mathbf{X}_i^\top \boldsymbol{\beta}) - Y_i \mathbf{X}_i^\top \boldsymbol{\beta} \right] + \tau \text{pen}(\boldsymbol{\beta}) \right\}.$$

We denote the difference between $\hat{\boldsymbol{\beta}}_M$ and $\hat{\boldsymbol{\beta}}_\infty$ as $\text{Err} := \|\hat{\boldsymbol{\beta}}_M - \hat{\boldsymbol{\beta}}_\infty\|^2$. For one simulation, the relationship between Err and the value of M is illustrated in Figure 8. To confirm a linear dependence between $\log(\text{Err})$ and $\log(M)$, we fit a linear regression model for $\log(\text{Err})$ on $\log(M)$, where the least squares estimated slope is -1.048 with a small standard error of 0.006 . This observation aligns with the rate of convergence between $\hat{\boldsymbol{\beta}}_M$ and $\hat{\boldsymbol{\beta}}_\infty$ established in Theorem 2.2.

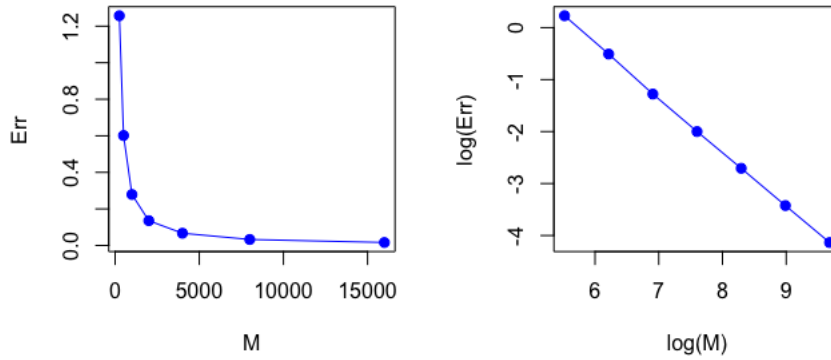


FIG 8. Convergence of the MAP estimator as M increases. The slope in the right figure is -1.048 (standard error 0.006) based on the least square estimate.

C.2. Additional numerical studies under Gaussian design.

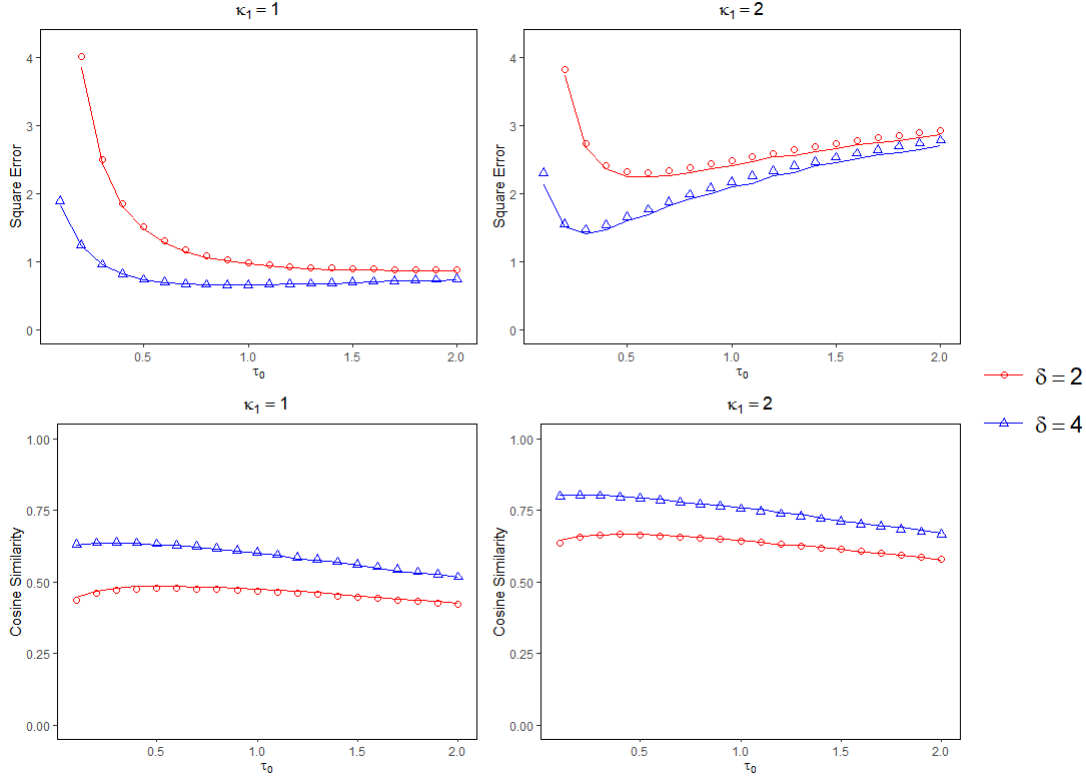


FIG 9. Performance of the MAP estimator with non-informative synthetic data as a function of $\tau_0 = \tau/n$. Each point is obtained by calculating the performance metrics of the MAP estimator averaging over 50 simulation replications. The solid lines represent the corresponding theoretical prediction.

C.2.1. *Non-informative synthetic data.* The data-generating process is the same as the one in Section 4.5.1, except that we consider $\kappa_1 = 1$ and $\kappa_1 = 2$ in this experiment. We plot the averaged squared error $\|\widehat{\beta}_M - \beta_0\|^2$ and cosine similarity $\frac{\langle \widehat{\beta}_M, \beta_0 \rangle}{\|\widehat{\beta}_M\|_2 \|\beta_0\|_2}$ against a sequence of τ_0 . The results are shown in Figure 9.

As noted in the application of Theorem 4.3, we can also compute the limiting values of the predictive deviance and the generalization error with the same experimental setting as in Figure 2 and size of future data equal to 500.

Results are presented in Figure 10. We observe that the empirical results align well with the limiting values, which demonstrates that our asymptotic theory is accurate in finite samples.

C.2.2. *Informative auxiliary data.* The data-generating process is same as the one in Section 4.5.2 except that we consider $\kappa_1 = 1$ and $\kappa_1 = 2$ in this experiment. We plot the averaged squared error $\|\widehat{\beta}_M - \beta_0\|^2$ and cosine similarity $\frac{\langle \widehat{\beta}_M, \beta_0 \rangle}{\|\widehat{\beta}_M\|_2 \|\beta_0\|_2}$ against a sequence of τ_0 . The results are shown in Figure 11.

C.2.3. *Verifying Conjecture 4.6.* The data-generating process is same as the one in Section 4.5.3, except that we consider $\kappa_1 = 1$ and $\kappa_1 = 2$ in this experiment. We plot the averaged squared error $\|\widehat{\beta}_M - \beta_0\|^2$ and cosine similarity $\frac{\langle \widehat{\beta}_M, \beta_0 \rangle}{\|\widehat{\beta}_M\|_2 \|\beta_0\|_2}$ against a sequence of τ_0 . The comparison between limiting values given by Conjecture 4.6 and empirical values is illus-

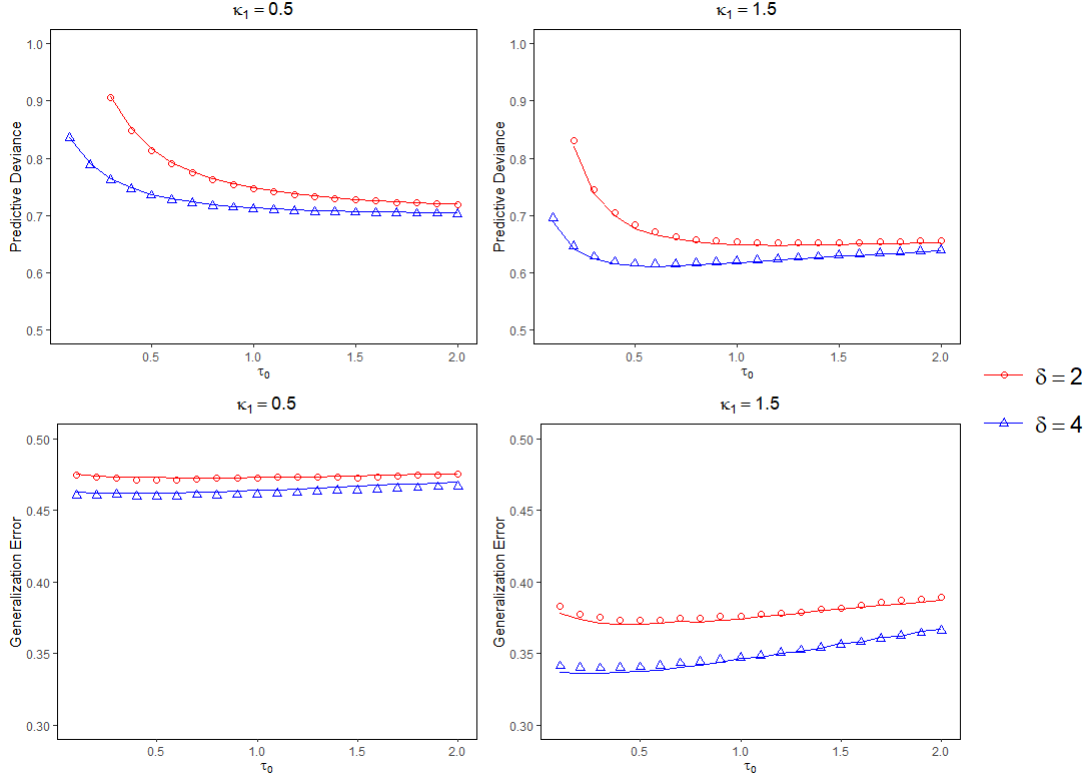


FIG 10. Performance of the MAP estimator with non-informative synthetic data as a function of $\tau_0 = \tau/n$. Each point is obtained by calculating the performance metrics of the MAP estimator averaging over 50 simulation replications. The solid lines represent the corresponding theoretical prediction.

trated in Figure 12. The empirical results closely align with the conjectured limits, which supports our conjecture.

C.2.4. Adjusted confidence intervals. We follow the same experimental setting in Section 5.1 but consider the case where $\delta = 4$. Note that the MLE nearly always exists in this case. In this experiment, we compare the coverage rates given by three methods: our adjusted confidence intervals, the confidence intervals based on classical MLE asymptotics, and the adjusted confidence intervals based on the MLE as implemented in the R package **glmhd** (Zhao, 2020). The results are showed in Table 5. As we can see, when the MLE exists, the coverage rate of the confidence interval provided by classical MLE asymptotics is lower than 0.95, but both adjusted confidence intervals provide the expected coverage.

C.3. Numerical illustration of estimating ξ . Algorithm 1 summarizes the estimation method of signal strength described in Section 5.1 and Algorithm 2 summarizes the procedure to estimate ξ described in Section 5.2 of the main text.

We conduct a series of experiments to examine the performance of our proposed method to estimate ξ , which is referred to as *adjusted correlation*. Specifically, we compare our estimate with the cosine similarity between $\hat{\beta}_{M,0}$ and $\hat{\beta}_{M,s}$, which is referred to as *naive correlation*. In this experiment, we enumerate $p \in \{100, 400, 1600\}$, set the number of target data to be $n_0 = \delta_0 p$, set the number of source data to be $n_s = \delta_s p$. The data are generated as follows. For target data, we draw the coordinates of $\sqrt{p}\beta_0$ independently from the scaled

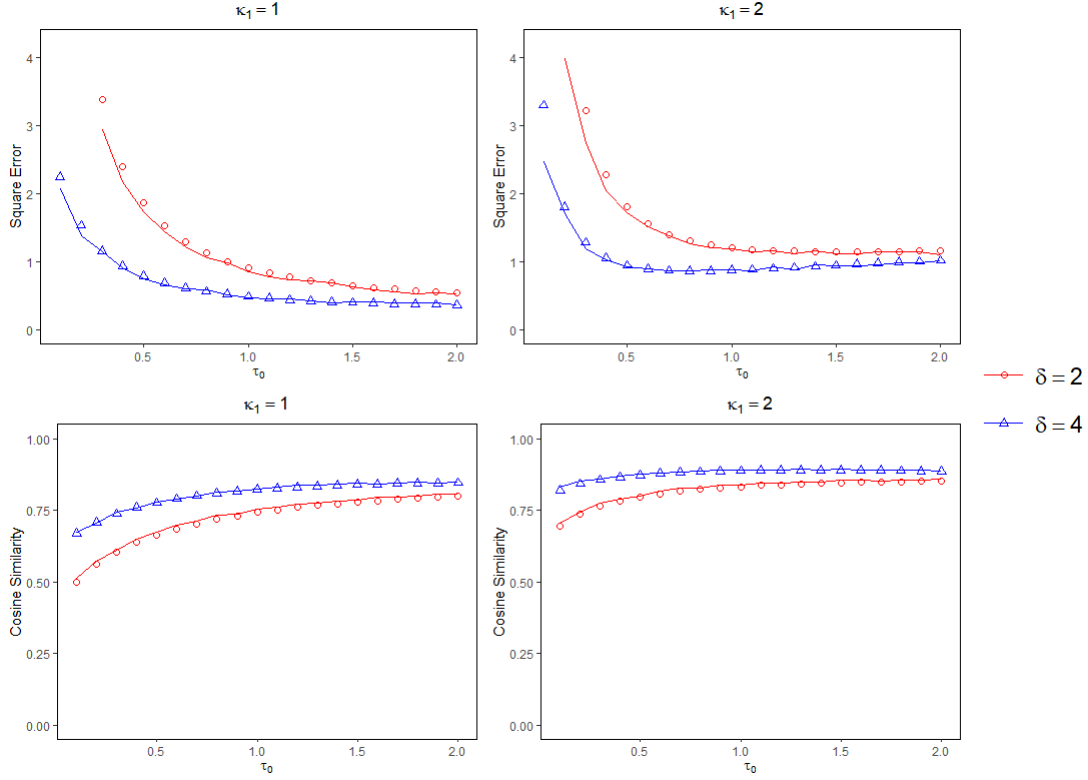


FIG 11. Performance of the MAP estimator with informative auxiliary data ($\kappa_2 = 1, \xi = 0.9$) as a function of $\tau_0 = \tau/n$. Each point is obtained by calculating the performance metrics of the MAP estimator averaging over 50 simulation replications. The solid lines represent the corresponding theoretical prediction.

TABLE 5

Coverage rates of 95% confidence intervals based on classical MLE asymptotics and adjusted intervals with $\delta = 4$ (MLE exists). Average over 50 independent experiments.

Method	p	$\kappa_1 = 0.5$	$\kappa_1 = 1$	$\kappa_1 = 1.5$	$\kappa_1 = 2$
MLE Asymptotics	100	0.900	0.884	0.857	0.817
MLE Asymptotics	400	0.902	0.889	0.863	0.827
Adjusted MLE	100	0.943	0.946	0.936	0.931
Adjusted MLE	400	0.948	0.949	0.947	0.944
Adjusted MAP	100	0.943	0.948	0.943	0.944
Adjusted MAP	400	0.951	0.951	0.950	0.949

Algorithm 1 Estimation of signal strength κ_1

Input:

Observed Data: $\{\mathbf{X}_i, Y_i\}_{i=1}^n$,

non-informative synthetic data: $\{\mathbf{X}_i^*, Y_i^*\}_{i=1}^M$

Relationship function: g_δ with $\delta = n/p, \tau_0 = 0.25, m = 20/\delta$

Process:

1. Compute $\hat{\beta}_M$ with $\tau = 0.25n$ and set $\hat{\eta}_M = \|\hat{\beta}_M\|_2$.
2. Find a $\hat{\kappa}_1$ such that $g_\delta(\hat{\kappa}_1) = \hat{\eta}_M$

Output: $\hat{\kappa}_1$

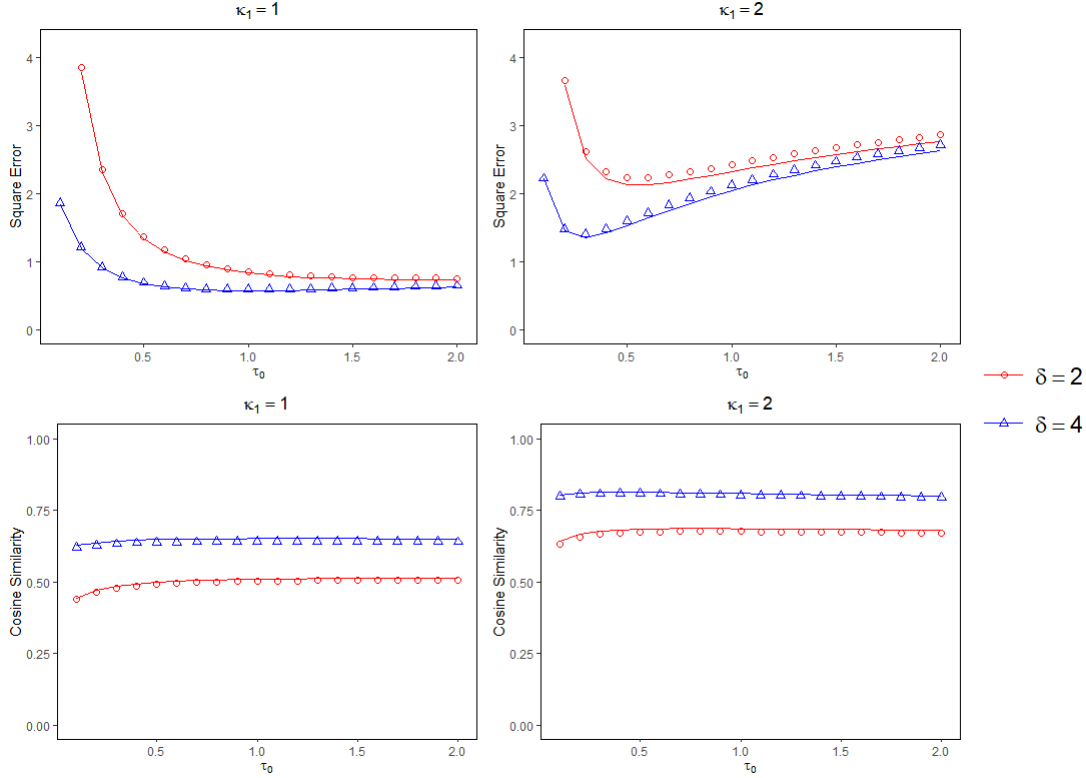


FIG 12. Performance of the MAP estimator $\hat{\beta}_\infty$ as a function of $\tau_0 = \tau/n$. Each point is obtained by calculating the performance metrics of the MAP estimator averaging over 50 simulation replications. The solid lines represent the prediction by Conjecture 4.6.

Algorithm 2 Estimation of similarity ξ

Input:

Target dataset $\{\mathbf{X}_{i0}, Y_{i0}\}_{i=1}^{n_0}$ and source dataset $\{\mathbf{X}_{is}, Y_{is}\}_{i=1}^{n_s}$

Process:

1. Generate two non informative auxiliary data: $\{\mathbf{X}_{i0}^*\}_{i=1}^M, \{\mathbf{X}_{is}^*\}_{i=1}^M \stackrel{\text{i.i.d.}}{\sim} \mathcal{N}(\mathbf{0}, \mathbf{I}_p)$
and $\{Y_{i0}^*\}_{i=1}^M, \{Y_{is}^*\}_{i=1}^M \stackrel{\text{i.i.d.}}{\sim} \text{Bern}(0.5), M = 20p$.
2. Compute MAP $\hat{\beta}_{M,0}$ with $\tau = 0.25n_0$ and $\hat{\beta}_{M,s}$ with $\tau = 0.25n_s$ based on (3).
3. Apply Algorithm 1 give two estimate $\hat{\kappa}_1, \hat{\kappa}_2$. Find solutions of the system of equations (6) $(\hat{\alpha}_{1*}, \hat{\sigma}_{1*}, \hat{\gamma}_{1*})$ based on parameters $(\delta = n_0/p, \hat{\kappa}_1, \tau_0 = 0.25, m = M/n_0)$ and $(\hat{\alpha}_{2*}, \hat{\sigma}_{2*}, \hat{\gamma}_{2*})$ based on parameters $(\delta = n_s/p, \hat{\kappa}_2, \tau_0 = 0.25, m = M/n_s)$

Output: $\hat{\xi} = \langle \hat{\beta}_{M,0}, \hat{\beta}_{M,s} \rangle / (\hat{\alpha}_{*1} \hat{\alpha}_{*2} \hat{\kappa}_1 \hat{\kappa}_2)$

t-distribution with 3 degrees of freedom and variance equal to 1, generate the covariates $\{\mathbf{X}_{i0}\}_{i=1}^{n_0}$ independently from $\mathcal{N}(\mathbf{0}, \mathbf{I}_p)$, and sample response Y_{i0} from the Bernoulli distribution $\sim \text{Bern}(\rho'(\mathbf{X}_{i0}^\top \beta_0))$. For source data, the covariates and responses are generated in a similar manner as the target data, except that the coefficient is now $\beta_s = \xi \beta_0 + \sqrt{1 - \xi^2} \tilde{\epsilon}$, where $\tilde{\epsilon}$ is an independent noise vector whose entries are independently generated from the scaled t-distribution with 3 degrees of freedom and variance equal to $1/p$. The true cosine similarity ξ is fixed at 0.9 in this experiment.

Table 6 presents the experimental results. It is clear that as p increases, the estimation error decreases, which follows the same pattern observed in the estimation of signal strength. Moreover, a larger value of $\delta_0 = n_0/p$ (the ratio of the number of target data over the dimension) results in a smaller estimation error. Additionally, our proposed adjusted correlation outperforms the native correlation across all settings.

TABLE 6
Mean and standard deviation (in parentheses) of the estimation error $|\widehat{\xi} - \xi|$ across various settings of (δ, δ_s, p) .
Average over 50 independent replications.

δ_0	δ_s	p	Adjusted Correlation	Native Correlation
2	4	100	0.133(0.101)	0.624(0.089)
		400	0.128(0.076)	0.634(0.064)
		1600	0.059(0.044)	0.632(0.028)
2	10	100	0.151(0.146)	0.567(0.094)
		400	0.102(0.062)	0.563(0.069)
		1600	0.062(0.042)	0.562(0.038)
4	4	100	0.100(0.084)	0.507(0.106)
		400	0.079(0.050)	0.513(0.065)
		1600	0.055(0.035)	0.530(0.038)
4	10	100	0.112(0.096)	0.447(0.105)
		400	0.062(0.054)	0.442(0.065)
		1600	0.039(0.029)	0.446(0.040)

C.4. Approximated Leave-one-out cross validation (LOOCV). We provide the rationale for the approximated leave one out cross validation (LOOCV) method described in Section 5.3 of the main text for tuning the parameter τ . To compromise the extensive computational burden of the standard LOOCV, we design an approximation to fasten the computation of the validation error (VE) for each candidate value of τ . This approximation requires running the optimization in (3) only once per candidate value.

Recall that the VE is measured using the deviance and it is given by

$$VE(\tau) = - \sum_{i=1}^n \left\{ Y_i \mathbf{X}_i^\top \widehat{\boldsymbol{\beta}}_{M,-i} - \rho(\mathbf{X}_i^\top \widehat{\boldsymbol{\beta}}_{M,-i}) \right\}$$

where $\widehat{\boldsymbol{\beta}}_{M,-i}$ denotes the optima of (3) computed using all data except for the i -th observation.

C.4.1. *Part 1.* Let's consider the approximation of $\widehat{\boldsymbol{\beta}}_{M,-i}^\top \mathbf{X}_i$ with any $i \in [n]$. To ease the notation, we drop the subscript M . Let $\mathcal{I} = \{1, \dots, n\}$ be the indices of all observations and $\mathcal{I}_{-i} = \{1, \dots, i-1, i+1, \dots, n\}$ be the indices of all but the i -th observation. Now we can write out the first-order optimality condition for $\widehat{\boldsymbol{\beta}}$ and $\widehat{\boldsymbol{\beta}}_{-i}$:

$$\begin{aligned} 0 &= \sum_{j \in \mathcal{I}} \mathbf{X}_j \left(Y_j - \rho'(\widehat{\boldsymbol{\beta}}^\top \mathbf{X}_j) \right) + \frac{\tau}{M} \sum_{j=1}^M \mathbf{X}_j^* \left(Y_j^* - \rho'(\widehat{\boldsymbol{\beta}}^\top \mathbf{X}_j^*) \right), \\ 0 &= \sum_{j \in \mathcal{I}_{-i}} \mathbf{X}_j \left(Y_j - \rho'(\widehat{\boldsymbol{\beta}}_{-i}^\top \mathbf{X}_j) \right) + \frac{\tau}{M} \sum_{j=1}^M \mathbf{X}_j^* \left(Y_j^* - \rho'(\widehat{\boldsymbol{\beta}}_{-i}^\top \mathbf{X}_j^*) \right). \end{aligned}$$

Taking the difference between these two equations yields

$$0 = \mathbf{X}_i \left(Y_i - \rho' \left(\widehat{\boldsymbol{\beta}}^\top \mathbf{X}_i \right) \right) + \sum_{j \in \mathcal{I}_{-i}} \mathbf{X}_j \left[\rho' \left(\widehat{\boldsymbol{\beta}}_{-i}^\top \mathbf{X}_j \right) - \rho' \left(\widehat{\boldsymbol{\beta}}^\top \mathbf{X}_j \right) \right] +$$

$$\frac{\tau}{M} \sum_{j=1}^M \mathbf{X}_j^* \left[\rho' \left(\widehat{\boldsymbol{\beta}}_{-i}^\top \mathbf{X}_j^* \right) - \rho' \left(\widehat{\boldsymbol{\beta}}^\top \mathbf{X}_j^* \right) \right].$$

We expect the difference between $\widehat{\boldsymbol{\beta}}_{-i}$ and $\widehat{\boldsymbol{\beta}}$ to be small, so we can well approximate the difference $\rho' \left(\widehat{\boldsymbol{\beta}}_{-i}^\top \mathbf{X}_j \right) - \rho' \left(\widehat{\boldsymbol{\beta}}^\top \mathbf{X}_j \right)$ and $\rho' \left(\widehat{\boldsymbol{\beta}}_{-i}^\top \mathbf{X}_j^* \right) - \rho' \left(\widehat{\boldsymbol{\beta}}^\top \mathbf{X}_j^* \right)$ using a Taylor expansion of ρ' around $\widehat{\boldsymbol{\beta}}^\top \mathbf{X}_j$ and $\widehat{\boldsymbol{\beta}}^\top \mathbf{X}_j^*$, respectively. In other words, we have

$$0 \approx \mathbf{X}_i \left(Y_i - \rho' \left(\widehat{\boldsymbol{\beta}}^\top \mathbf{X}_i \right) \right) + \sum_{j \in \mathcal{I}_{-i}} \rho'' \left(\widehat{\boldsymbol{\beta}}^\top \mathbf{X}_j \right) \mathbf{X}_j \mathbf{X}_j^\top \left(\widehat{\boldsymbol{\beta}}_{-i} - \widehat{\boldsymbol{\beta}} \right) +$$

$$\frac{\tau}{M} \sum_{j=1}^M \rho'' \left(\widehat{\boldsymbol{\beta}}^\top \mathbf{X}_j^* \right) \mathbf{X}_j^* \mathbf{X}_j^{*\top} \left(\widehat{\boldsymbol{\beta}}_{-i} - \widehat{\boldsymbol{\beta}} \right)$$

To simplify the notation, we introduce the followings for denoting the Hessian matrices appeared in the above display:

$$H_\tau = - \sum_{j \in \mathcal{I}} \rho'' \left(\widehat{\boldsymbol{\beta}}^\top \mathbf{X}_j \right) \mathbf{X}_j \mathbf{X}_j^\top,$$

$$H_{\tau, -i} = - \sum_{j \in \mathcal{I}_{-i}} \rho'' \left(\widehat{\boldsymbol{\beta}}^\top \mathbf{X}_j \right) \mathbf{X}_j \mathbf{X}_j^\top,$$

$$H_\tau^* = - \frac{\tau}{M} \sum_{j=1}^M \rho'' \left(\widehat{\boldsymbol{\beta}}^\top \mathbf{X}_j^* \right) \mathbf{X}_j^* \mathbf{X}_j^{*\top}.$$

Admitting this second order approximation, we have

$$\mathbf{X}_i \left(Y_i - \rho' \left(\widehat{\boldsymbol{\beta}}^\top \mathbf{X}_i \right) \right) \approx (H_{\tau, -i} + H_\tau^*) \left(\widehat{\boldsymbol{\beta}}_{-i} - \widehat{\boldsymbol{\beta}} \right),$$

or

$$\left(\widehat{\boldsymbol{\beta}}_{-i} - \widehat{\boldsymbol{\beta}} \right) \approx (H_{\tau, -i} + H_\tau^*)^{-1} \mathbf{X}_i \left(Y_i - \rho' \left(\widehat{\boldsymbol{\beta}}^\top \mathbf{X}_i \right) \right).$$

Therefore, we can approximate the term $\widehat{\boldsymbol{\beta}}_{-i}^\top \mathbf{X}_i$ by

$$(107) \quad \tilde{l}_i := \widehat{\boldsymbol{\beta}}^\top \mathbf{X}_i + \mathbf{X}_i^\top (H_{\tau, -i} + H_\tau^*)^{-1} \mathbf{X}_i \left(Y_i - \rho' \left(\widehat{\boldsymbol{\beta}}^\top \mathbf{X}_i \right) \right).$$

C.4.2. *Part 2.* The derivation above involves a matrix inversion for each $i \in [n]$. To obtain the inverse of $H_{\tau, -i} + H_\tau^*$ for all i efficiently, we can take advantage of the fact that they are each a rank one update from the $H_\tau + H_\tau^*$:

$$H_{\tau, -i} + H_\tau^* = H_\tau + H_\tau^* + \rho'' \left(\widehat{\boldsymbol{\beta}}^\top \mathbf{X}_i \right) \mathbf{X}_i \mathbf{X}_i^\top.$$

Applying the Sherman-Morrison inverse formula, we have for each i :

$$(108) \quad (H_{\tau, -i} + H_\tau^*)^{-1} = (H_\tau + H_\tau^*)^{-1} - \frac{(H_\tau + H_\tau^*)^{-1} \rho'' \left(\widehat{\boldsymbol{\beta}}^\top \mathbf{X}_i \right) \mathbf{X}_i \mathbf{X}_i^\top (H_\tau + H_\tau^*)^{-1}}{1 + \rho'' \left(\widehat{\boldsymbol{\beta}}^\top \mathbf{X}_i \right) \mathbf{X}_i^\top (H_\tau + H_\tau^*)^{-1} \mathbf{X}_i}.$$

C.4.3. *Synthesis.* Based on the derivation above, we are ready to approximate $VE(\tau)$ using the following $\widetilde{VE}(\tau)$:

$$(109) \quad \widetilde{VE}(\tau) = - \sum_{i=1}^n \left\{ Y_i \tilde{l}_i - \rho(\tilde{l}_i) \right\}.$$

We summarize the procedure for the approximated LOOCV in Algorithm 3.

Algorithm 3 Approximated LOOCV

Input:

Data: $\{\mathbf{X}_i, Y_i\}_{i=1}^n$

Synthetic data: $\{\mathbf{X}_j^*, Y_j^*\}_{j=1}^M$

Sequence of candidate of tuning parameter $\tau_k, k \in \{1, 2, \dots, K\}$

Process:

For each τ_k :

1. compute $\widehat{\beta}_M$ according to (3),
2. compute $\tilde{l}_i := \mathbf{X}_i^\top \widehat{\beta}_M + \mathbf{X}_i^\top (H_{\tau, -i} + H_\tau^*)^{-1} \mathbf{X}_i (Y_i - \rho'(\mathbf{X}_i^\top \widehat{\beta}_M))$, for $i = \{1, 2, \dots, n\}$,
3. compute $\widetilde{VE}(\tau_k) = - \sum_{i=1}^n \left\{ Y_i \tilde{l}_i - \rho(\tilde{l}_i) \right\}$.

Output: $\widehat{\tau}_{cv} = \arg \min_{\tau_k} \widetilde{VE}(\tau_k)$

C.5. Supplementary material for feature selection. Section 5.4 has proposed a feature selection procedure that utilizes the MAP estimator by adapting the method from Dai et al. (2023a, Algorithm 3). We summarize this procedure in Algorithm 4. In Algorithm 4, the value $\tau = p$ is taken for convenience and can be replaced by other values.

Algorithm 4 Feature selection using data-splitting

Input:

Observed Data $\{\mathbf{X}_i, Y_i\}_{i=1}^n$, synthetic data $\{\mathbf{X}_i^*, Y_i^*\}_{i=1}^M$ and FDR level $q \in (0, 1)$

Process:

1. Split the observed data into two equal-sized halves $\{\mathbf{X}_i^{(1)}, Y_i^{(1)}\}_{i=1}^{n/2}$ and $\{\mathbf{X}_i^{(2)}, Y_i^{(2)}\}_{i=1}^{n/2}$.
 2. Split the synthetic data into two equal-sized halves $\{\mathbf{X}_i^{(1)*}, Y_i^{(1)*}\}_{i=1}^{M/2}$ and $\{\mathbf{X}_i^{(2)*}, Y_i^{(2)*}\}_{i=1}^{M/2}$.
 3. Compute the MAP estimator for each part of data using $\tau = 0.25n$ in (3). Denote the estimators by $\widehat{\beta}_M^{(1)}$ and $\widehat{\beta}_M^{(2)}$.
 4. For $j \in [p]$, regress $\mathbf{X}_j^{(1)}$ onto $\mathbb{X}_{-j}^{(1)}$, and regress $\mathbf{X}_j^{(2)}$ onto $\mathbb{X}_{-j}^{(2)}$. Let $(\widehat{v}_j^{(1)})^2 = \frac{\text{RSS}_j^{(1)}}{n/2-p+1}$,
and $(\widehat{v}_j^{(2)})^2 = \frac{\text{RSS}_j^{(2)}}{n/2-p+1}$ where RSS_j is the residual sum of squares.
 5. Compute the mirror statistic for $j \in [p]$: $M_j = T_j^{(1)} T_j^{(2)}$,
where $T_j^{(1)} = \widehat{v}_j^{(1)} \widehat{\beta}_{M,j}^{(1)}$ and $T_j^{(2)} = \widehat{v}_j^{(2)} \widehat{\beta}_{M,j}^{(2)}$.
 6. Calculate the cutoff ω_q as $\omega_q = \inf \left\{ t > 0 : \frac{\#\{j: M_j \leq -t\}}{\#\{j: M_j > t\}} \leq q \right\}$.
 7. Output the selection set: $\widehat{S}_{\omega_q} = \{j \in [p] : M_j > \omega_q\}$.
-

Following the argument in Dai et al. (2023a), we can show the procedure in Algorithm 4 can asymptotically control FDR at any given desired level. A precise statement is summarized in Proposition C.1. To theoretically justify DS, we define $S_{1, \text{strong}}$ to be the largest subset of S_1 such that

$$\sqrt{n} \min_{j \in S_{1, \text{strong}}} |\beta_j^*| \rightarrow \infty.$$

Let $p_{1, \text{strong}} = |S_{1, \text{strong}}|$ and recall p_0 is number of null features.

PROPOSITION C.1. Suppose the conditions of Corollary 4.4 holds and $n > 2p$. Assume $p_0 \rightarrow \infty$, and $\liminf p_{1, \text{strong}} / p_0 > 0$ as $n, p \rightarrow \infty$. Then,

$$\limsup_{n, p \rightarrow \infty} \mathbb{E} \left[\frac{\#\{j : j \in S_0, j \in \widehat{S}_{\tau_q}\}}{\#\{j : j \in \widehat{S}_{\tau_q}\}} \right] \leq q.$$

using the data-splitting method outlined in Algorithm 4.

Now we examine the experiments described in Dai et al. (2023a, Section 5.1), which consist two experiments: one in a small-p-n setting ($p = 60, n = 500$) and the other in a large-p-n setting ($p = 500, n = 3000$). The number of relevant features, denoted as $p_1 = p - p_0$, is set to 30 in the small-p-n setting and 50 in the large-p-n setting. We use the MAP estimator to conduct the ABH, ABY and MDS procedures as described in Section 5.4. In addition, we consider three competing methods that utilize the MLE: MDS, BHq, and ABH. The implementation of the MDS method follows Dai et al. (2023a, Algorithm 3). The BH method utilizes classical asymptotic p-values calculated via the Fisher information, whereas the ABH method is based on adjusted asymptotic p-values computed via the **R** package `glmhd` Zhao (2020).

Figure 13 shows the experimental results for the small-p-n setting. It is evident that our proposed procedures ABH and MDS perform comparably to the alternatives: all methods control the FDR at the nominal level of 0.1, and their power for other methods appears close, although the BH procedure using the MLE often has a slightly higher power at the expense of a larger FDR. For ABY, it has lowest FDR but it is too conservative and has lowest power.

Figure 14 shows the experimental results for the large-p-n setting. It is seen that the BH procedure using the MLE does not provide satisfactory error control since its FDR exceeds significantly from the nominal level. The ABH procedure, whether using the MLE or the MAP estimator, has a higher power than the other methods, albeit at the price of slight inflation of the FDR in some cases. The MDS procedure using either the MLE or the MAP estimator performs reasonably well in every case, since the FDR is close to or below the nominal level and the power is not much lower than that of the ABH procedure.

C.6. Estimation of signal strengths with general covariance structures. In Section 5.1, we provide a method for estimating κ_1 when the covariance of the covariate vector is identity, where the key idea is to make use of the one-to-one correspondence between $\lim_{n \rightarrow \infty} \|\widehat{\beta}_M\|^2$ and κ_1 which is defined as $\kappa_1 = \lim_{p \rightarrow \infty} \|\beta_0\|$. Here we provide an extension to the case where the covariance of \mathbf{X}_i is a general covariance Σ .

Let $\Sigma^{1/2}$ be a symmetric square root of Σ . We can write $\mathbf{X}_i = \Sigma^{1/2} \mathbf{Z}_i$ with $\mathbf{Z}_i \sim N(0, I_p)$ and $\mathbf{X}_i^* = \Sigma^{1/2} \mathbf{Z}_i^*$ with $\mathbf{Z}_i^* \sim N(0, I_p)$. The expression in (3) can be written as

$$\begin{aligned} \widehat{\beta}_M &= \arg \max_{\beta \in \mathbb{R}^p} \cdot \sum_{i=1}^n \left[Y_i \mathbf{Z}_i^\top \Sigma^{1/2} \beta - \rho \left(\mathbf{Z}_i^\top \Sigma^{1/2} \beta \right) \right] + \frac{\tau}{M} \sum_{i=1}^M \left[Y_i^* \mathbf{Z}_i^{*\top} \beta - \rho \left(\mathbf{Z}_i^{*\top} \Sigma^{1/2} \beta \right) \right] \\ &= \arg \max_{\beta \in \mathbb{R}^p} \cdot \sum_{i=1}^n \left[Y_i \mathbf{Z}_i^\top \Sigma^{1/2} \beta - \rho \left(\mathbf{Z}_i^\top \Sigma^{1/2} \beta \right) \right] + \frac{\tau}{M} \sum_{i=1}^M \left[Y_i^* \mathbf{Z}_i^{*\top} \Sigma^{1/2} \beta - \rho \left(\mathbf{Z}_i^{*\top} \Sigma^{1/2} \beta \right) \right] \end{aligned}$$

If we consider the reparametrization for $\Sigma^{1/2} \beta$, we can follow the same logic as in Section 5.1 to obtain the one-to-one correspondence between $\lim_{n \rightarrow \infty} \|\Sigma^{1/2} \widehat{\beta}_M\|^2$ and $\kappa_1^\Sigma :=$

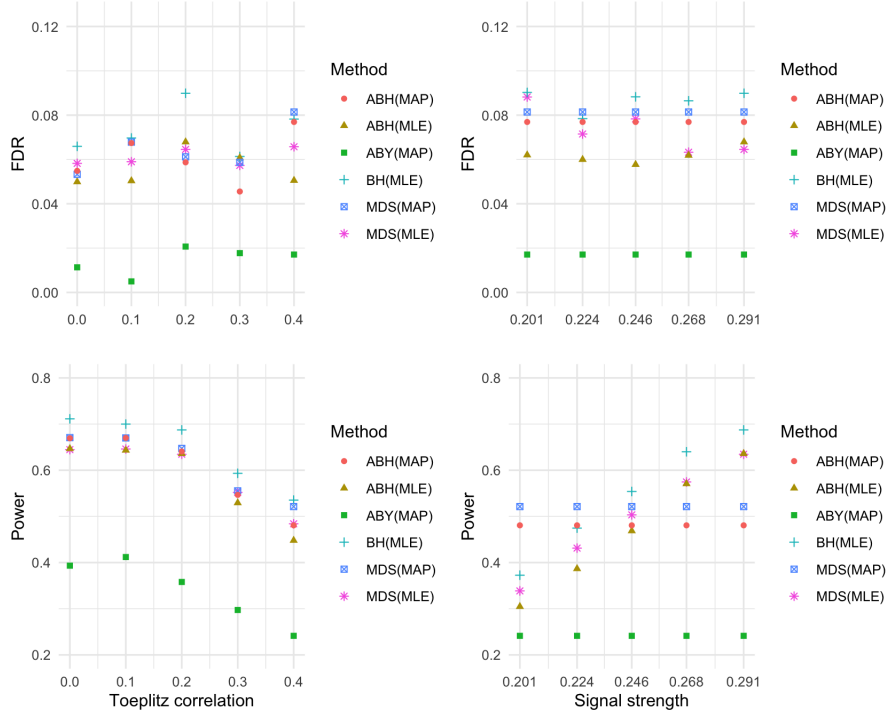


FIG 13. Empirical FDRs and powers in the small- p - n setting. The covariates are independently drawn from a normal distribution $N(0, \Sigma)$, where Σ has a Toeplitz correlation structure ($\Sigma_{ij} = r^{|i-j|}$). In the left panel, we keep the signal strength constant at $|\beta_{0j}| = 0.291$ for each j in the set S_1 (same setting as in Dai et al. (2023a)) without standardization on design matrix, while varying the correlation coefficient r . In the right panel, we fix the correlation at $r = 0.2$ and adjust the signal strength. In each scenario, there are 30 relevant features. The nominal FDR level is $q = 0.1$. The power is assessed as the proportion of correctly identified relevant features. Each point represents the average of 50 replications. The MAP estimator is computed using non-informative synthetic data with $M = 20p$ and $\tau = p$.

$\lim_{p \rightarrow \infty} \|\Sigma^{1/2} \beta_0\|$. Suppose $\hat{\eta}_M^2$ is an estimate for $\lim_{n \rightarrow \infty} \|\Sigma^{1/2} \hat{\beta}_M\|^2$. Again, following the reasoning in Section 5.1, the estimate of the signal strength κ_1^Σ is given by the solution $\hat{\kappa}_1^\Sigma$ to the equation $g_\delta(\kappa) = \hat{\eta}_M$, where the function $g_\delta(\cdot)$ is defined in Section 5.1.

It remains to find an estimator $\hat{\eta}_M^2$ for $\lim_{n \rightarrow \infty} \|\Sigma^{1/2} \hat{\beta}_M\|^2$. Suppose $\mathbf{X} \sim N(0, \Sigma)$ is independent of $\{\mathbf{X}_i, Y_i\}_{i=1}^n$. We have $\|\Sigma^{1/2} \hat{\beta}_M\|^2 = \text{Var}_{\mathbf{X}}(\mathbf{X}^\top \hat{\beta}_M)$. Using the leave-one-out method, $\text{Var}(\mathbf{X}^\top \hat{\beta}_M)$ can be estimated by

$$\frac{1}{n} \sum_{i=1}^n \left(\hat{\beta}_{M,-i}^\top \mathbf{X}_i \right)^2 - \left(\frac{1}{n} \sum_{i=1}^n \hat{\beta}_{M,-i}^\top \mathbf{X}_i \right)^2$$

where $\hat{\beta}_{M,-i}$ denoted the optima of (3) computed using all data except for the i -th observation. We can reduce the computational burden of $\hat{\beta}_{M,-i}$ by the same approximation outlined in Appendix C.4. Specifically, we recall the approximation for the term $\mathbf{X}_i^\top \hat{\beta}_{M,-i}$ in (107) that

$$\tilde{l}_i := \mathbf{X}_i^\top \hat{\beta}_M + \mathbf{X}_i^\top (H_{\tau,-i} + H_\tau^*)^{-1} \mathbf{X}_i \left(Y_i - \rho' \left(\mathbf{X}_i^\top \hat{\beta}_M \right) \right),$$

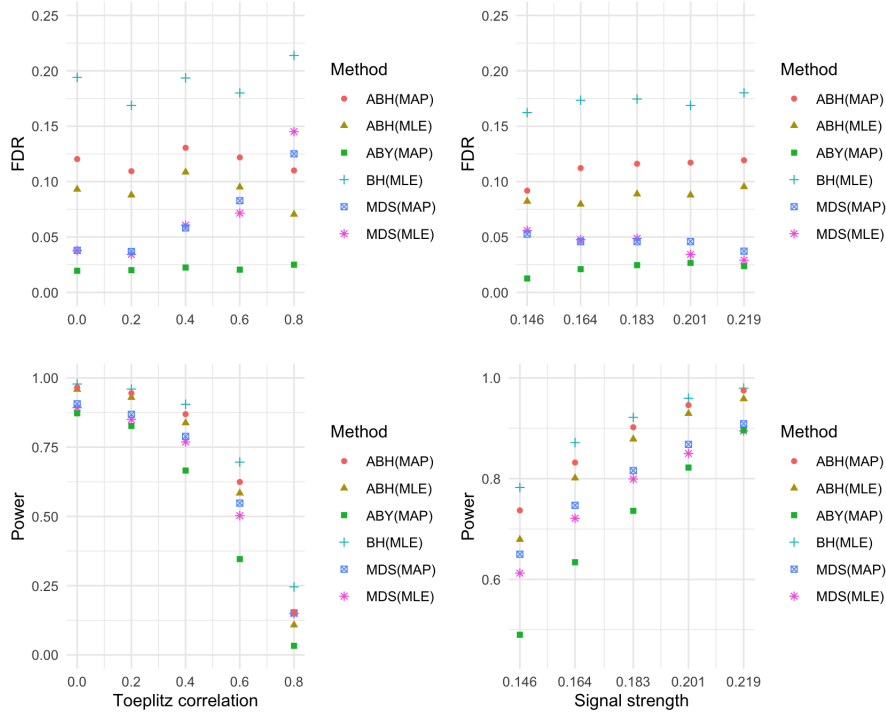


FIG 14. Empirical FDRs and powers in the large- p - n setting. The simulation of the covariate matrix follows the procedure described in Figure 13. In the left panel, we keep the signal strength constant at $|\beta_{0j}| = 0.201$ for each j in the set S_1 (same setting as in Dai et al. (2023a) without standardization on design matrix), while varying the correlation coefficient r . In the right panel, we fix the correlation at $r = 0.2$ and adjust the signal strength. In each scenario, there are 50 relevant features. The nominal FDR level is $q = 0.1$. Each point represents the average of 50 replications. The MAP estimator is computed using non-informative synthetic data with $M = 20p$ and $\tau = p$.

where $H_{\tau,-i} = -\sum_{j \in \mathcal{I}_{-i}} \rho''(\hat{\beta}_M^\top \mathbf{X}_j) \mathbf{X}_j \mathbf{X}_j^\top$ and $H_\tau^* = -\frac{\tau}{M} \sum_{j=1}^M \rho''(\hat{\beta}_M^\top \mathbf{X}_j^*) \mathbf{X}_j^* \mathbf{X}_j^{*\top}$ denote the empirical Hessian matrix of the log likelihood based on leave-one-out data and synthetic data respectively. The inversion of $(H_{\tau,-i} + H_\tau^*)^{-1}$ can be done using Sherman-Morrison inverse formula as in (108). Then our estimator for $\lim_{n \rightarrow \infty} \|\Sigma^{1/2} \hat{\beta}_M\|^2$ is defined as

$$\hat{\eta}_M^2 = \frac{1}{n} \sum_{i=1}^n (\tilde{l}_i)^2 - \left(\frac{1}{n} \sum_{i=1}^n \tilde{l}_i \right)^2.$$

C.7. Beyond Gaussian design empirical studies. In this section, we provide several numerical experiments to empirically justify that the Gaussian design condition used in Section 4.2 can be relaxed.

In the following experiments, the entries of the observed and synthetic covariate matrices are i.i.d. samples from a t-distribution with various degrees of freedom, The entries of the covariate matrix are scaled to have a mean of 0 and a variance of 1, matching the first two moments of the standard Gaussian. We compare

- the averaged empirical squared error: $\|\hat{\beta}_M - \beta_0\|^2$,
- the asymptotic squared error as derived from Theorem 4.3: $(\alpha_* - 1)^2 \kappa_1^2 + \sigma_*^2$,

where $(\alpha_*, \sigma_*, \gamma_*)$ is the solution of the system of equations (6) based on $(\kappa_1, \delta, \tau_0, m)$, with $\kappa_1 = 1, \delta = 4, m = 5$ in the current experiments. We plot the empirical values as points and the theoretical values as a curve in Figure 15. We observe that when the number of degrees of freedom is below 4, the alignment between empirical and theoretical values is not perfect. However, when the number of degrees of freedom is 4 or greater, the alignment becomes perfect. This observation suggests that our theoretical result can be extended beyond Gaussian design if a fourth moment condition is imposed.

Furthermore, we observe from Figure 15 that when the number of degrees of freedom is as small as 3, the 3rd moment does not exist but the theoretical value provides a reasonably good approximation for the empirical value. This also justifies the usefulness of our theory.

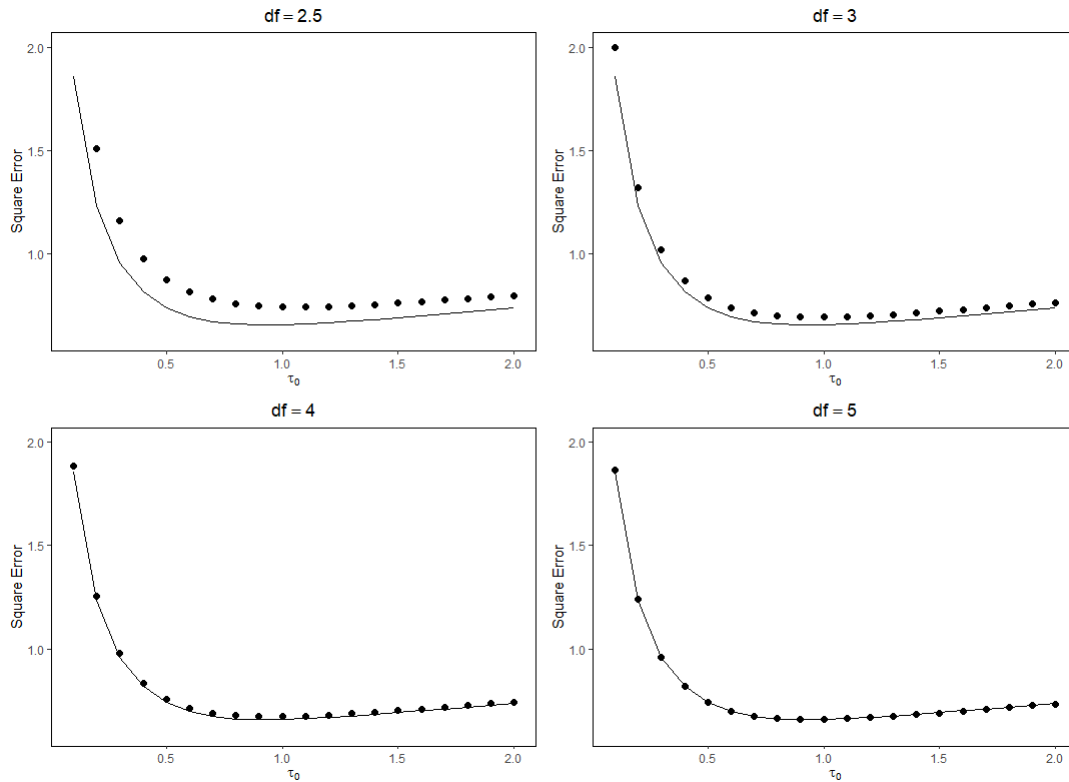


FIG 15. Performance of the MAP estimator with non-informative synthetic data as a function of $\tau_0 = \tau/n$. ‘df’ represents the number of degrees of freedom of the t -distribution used to produce the covariate matrix. Each point is obtained by calculating the squared error of the MAP estimator averaging over 100 simulation replications. The solid lines represent the corresponding theoretical prediction derived from Theorem 4.3.