

Predicting and Understanding Turn-Taking Behavior in Open-Ended Group Activities in Virtual Reality

PORTIA WANG, Stanford University, USA
EUGY HAN, Stanford University, USA
ANNA C.M. QUEIROZ, Stanford University, USA
CYAN DEVEAUX, Stanford University, USA
JEREMY N. BAIENSON, Stanford University, USA

In networked virtual reality (VR), user behaviors, individual differences, and group dynamics can serve as important signals into future speech behaviors, such as who the next speaker will be and the timing of turn-taking behaviors. The ability to predict and understand these behaviors offers opportunities to provide adaptive and personalized assistance, for example helping users with varying sensory abilities navigate complex social scenes and instantiating virtual moderators with natural behaviors. In this work, we predict turn-taking behaviors using features extracted based on social dynamics literature. We discuss results from a large-scale VR classroom dataset consisting of 77 sessions and 1660 minutes of small-group social interactions collected over four weeks. In our evaluation, gradient boosting classifiers achieved the best performance, with accuracies of 0.71–0.78 AUC (area under the ROC curve) across three tasks concerning the “what”, “who”, and “when” of turn-taking behaviors. In interpreting these models, we found that group size, listener personality, speech-related behavior (e.g., time elapsed since the listener’s last speech event), group gaze (e.g., how much the group looks at the speaker), as well as the listener’s and previous speaker’s head pitch, head y-axis position, and left hand y-axis position more saliently influenced predictions. Results suggested that these features remain reliable indicators in novel social VR settings, as prediction performance is robust over time and with groups and activities not used in the training dataset. We discuss theoretical and practical implications of the work.

CCS Concepts: • **Human-centered computing** → **Empirical studies in collaborative and social computing**.

Additional Key Words and Phrases: Computer-Mediated Communication, Social Interactions, Turn-Taking Behaviors, Virtual Reality

ACM Reference Format:

Portia Wang, Eugy Han, Anna C.M. Queiroz, Cyan DeVeaux, and Jeremy N. Bailenson. 2024. Predicting and Understanding Turn-Taking Behavior in Open-Ended Group Activities in Virtual Reality. In *Proceedings of arXiv*. ACM, New York, NY, USA, 31 pages. <https://doi.org/XXXXXXX.XXXXXXX>

Authors’ Contact Information: Portia Wang, Stanford University, Stanford, California, USA, portia@stanford.edu; Eugy Han, Stanford University, Stanford, California, USA; Anna C.M. Queiroz, Stanford University, Stanford, California, USA; Cyan DeVeaux, Stanford University, Stanford, California, USA; Jeremy N. Bailenson, Stanford University, Stanford, California, USA.

Permission to make digital or hard copies of all or part of this work for personal or classroom use is granted without fee provided that copies are not made or distributed for profit or commercial advantage and that copies bear this notice and the full citation on the first page. Copyrights for components of this work owned by others than the author(s) must be honored. Abstracting with credit is permitted. To copy otherwise, or republish, to post on servers or to redistribute to lists, requires prior specific permission and/or a fee. Request permissions from permissions@acm.org.

arXiv,

© 2024 Copyright held by the owner/author(s). Publication rights licensed to ACM.

ACM ISBN 978-x-xxxx-xxxx-x/YY/MM
<https://doi.org/XXXXXXX.XXXXXXX>

1 Introduction

Effective and organized social interactions require its social actors to accurately infer speaking intention and take turns accordingly. In most platforms for facilitating computer mediated-communication (CMC), users retain a high level of autonomy over when and how they speak, for example utilizing features such as the muting and unmuting button during videoconferencing. However, along with the benefits of user control comes the responsibility for individuals to correctly infer social group dynamics. Such inferences can be difficult to navigate as users utilize digital platforms such as video conferencing and social virtual reality (VR), where the level of immersion and representation of users (e.g., nonverbal behavior, avatar appearance) can differ from one another [1, 87]. In immersive social interactions, differences in avatar representation and characteristics of social VR platforms can yield adverse outcomes such as unwanted overlap in speech [9, 99], lack of control for users with physical disabilities [53], misperceived and absence of nonverbal cues [53, 61], and difficulty when gauging the end of speaking turns [61, 99]. For users with visual and audio disabilities, it can also be challenging for them to engage in seamless interactions based solely off of perceptual and auditory feedback [4, 44]. Paradoxically, as immersive communication evolves to be hardware-agnostic, with users interacting across traditional screen devices and mixed-reality headsets [72], the mismatch in social cues delivered and perceived by users across different devices can present further complications for users to navigate socially.

Being able to predict user intentions for actions such as turn taking can alleviate these challenges through real-time interventions. Social VR platforms can implement personalized assistance for users who are struggling to interpret nonverbal cues under technological constraints (e.g., joining large-group VR meetings though audio feed) or are different in physical abilities (e.g., auditory and visual abilities). In immersive social settings requiring more structure such as classroom and focus groups, knowing who will likely speak next and what nonverbal cues precede speech can further improve social dynamics. Practitioners can instantiate virtual agents to moderate social VR scenes with natural nonverbal behaviors that do not cut off the current speaker and more broadly design mechanisms for smoothly guiding the conversations. Failure to accurately infer social dynamics (e.g., speaking intentions) can yield unwanted interruptions and lower the perceived ease of use of these intelligent systems [52]. As such, we argue that it is important to (1) study whether we can robustly predict turn-taking behaviors in diverse VR settings and (2) how nonverbal and verbal behaviors as well as individual and group characteristics influence turn-taking predictions.

In this work, we investigated turn-taking behaviors in VR and leveraged the medium's fine-grain tracking data on motion and verbal behaviors. Using the VR motion data, researchers have implemented pipelines for automatically deriving features such as head movement [55] and gaze [1], both of which have been previously useful for building models for predicting speech behaviors in face-to-face social interactions [34, 35]. We further leveraged VR's ability to place groups into varying virtual spaces irrespective of the users' physical locations, which enabled us to model and predict turn-taking behaviors across different groups, social activities, and spatial contexts over time. Studying diverse social interactions at scale is important as building predictive models that are robust to unseen groups, activities, and time suggests higher practicality and reliability when deploying such models to novel social settings. Concretely, our work aims to answer three research questions, namely

- Research Question 1 (**RQ1**): Can we predict turn-taking behaviors in VR open-ended group activities from features extracted from individual- and group- level differences, speech-related behavior, and motion tracking data?
- Research Question 2 (**RQ2**): How is turn-taking behavior prediction performance affected when evaluated on groups, activities, and time not seen in training?

- **Research Question 3 (RQ3):** How are the extracted features related to turn-taking predictions and performance? Specifically, what features are strongly related to model performance, and how are they associated with predictions of turn-taking behavior?

To do this, we built models predicting speech dynamics, specifically focusing on three tasks that capture the “what”, “who”, and “when” of turn-taking behaviors. We formulated features based on tracking data and individual and group characteristics based on past literature on social dynamics. We evaluated performance across 77 sessions and 1660 minutes of open-ended VR group discussions spanning four weeks, each with three to four university students. Notably, we found that gradient boosting classifiers achieved the best accuracies, predicting turn transitions and identifying the new speaker with 0.75–0.78 AUC (i.e., area under the ROC curve), and differentiating between moments immediately preceding turn transitions and those sampled at prior moments with accuracies of 0.71–0.72 AUC. These results demonstrated that we were able to predict turn-taking behaviors with accuracies considerably higher than prediction by chance (i.e., 0.50 AUC) and highlighted the potential non-linear relationships and interactions between our extracted features.

Additional feature analyses on the models revealed the importance of listener personality, group size, speech-related behavior (e.g., preceding speaker sequence, time to listener’s most recent speaking turn), group gaze behavior, head pitch and y-axis position, and left hand y-axis position. Our models showed comparable results when evaluated on time, activities, and groups not seen during training, which demonstrated the reliability of these turn-taking indicators in novel social settings. From these results, we highlight their theoretical relevance and outline practical implications for how practitioners can leverage behavioral predictions to implement real-time interventions and adaptive assistance to facilitate effective VR social interactions.

In summary, we make the following contributions. First, we formulated features based on past literature on social dynamics and leveraged both the VR tracking data and individual and group characteristics. Using a large-scale VR dataset with 1660 minutes of open-ended activities collected over time, we then demonstrated the feasibility and robustness of using these features to predict VR turn-taking behaviors. Finally, through interpreting how individual features influence model performance and prediction probabilities, we present theoretical and practical insights that we hope will motivate future VR research on social dynamics, particularly given its potential to enable real-time intervention and adaptive assistance in immersive social settings.

2 Related Work

In this section, we describe literature related to ours, namely those related to nonverbal behaviors in social interactions, modeling behaviors and individual- and group- level differences, and social interactions across individuals and groups. For each topic, we first provide an overview of prior work and then contextualize our work and contributions within the area of study.

2.1 Nonverbal Behavior in Social Interactions

Nonverbal behavior such as eye gaze, body movement, gestures, and proxemics offer key insights into the dynamics of social interactions. Eye gaze, for example, is related to action patterns [42] and attention [45, 81], and provides important signals to understanding dyadic collaborations [5, 38], user intentions and coordination [3], learning outcomes [71], conversational attention [91], and social engagement [64]. People’s gestures and body orientation can influence the sense of feeling addressed by conversation partners [62], while their proxemics and body orientation, in addition to eye gaze, can be effective in predicting one’s intention of joining social groups [12].

It is then unsurprising that nonverbal communication makes up a key component of digital social interactions, for which social VR offers additional benefits compared to video conferencing.

By tracking the users' eyes, heads, and hands, VR systems render avatars in virtual spaces that more accurately convey nonverbal cues such as interpersonal distance and eye gaze, fostering social interactions that are perceived positively and comparable to face-to-face interactions [53, 84]. Communication through nonverbal behaviors such as bodily and facial gestures induce more positive dyadic interactions in VR, with these cues also being predictive of interpersonal attraction [68]. Using motion data, VR social interactions can also be augmented, for example through increasing mimicry [8, 74, 89] and transforming eye gaze and interpersonal distance [76, 77, 96, 98]. With VR placing users in controllable virtual environments irrespective of their physical context, it is also possible to examine nonverbal behavior longitudinally [55, 56]. These works highlighted nonverbal behavior changes over time – participants in social VR looked at others more and interpersonal distance increased over weeks [55], and the identifiability of users lowered when there is greater temporal delay between training and testing sessions [56].

VR tracking data also enables fine-grain analyses on topics such as synchrony [58, 88], self-efficacy and learning [73], physiological responses [51], classroom discourse [86], interpersonal distance [17, 55], context [27], design behaviors [97], and user identification [56, 57, 59, 60, 63]. Particularly relevant to our work is the research of DeVeaux et al. [17], which leveraged nonverbal and verbal tracking data to study language use. The authors extracted linguistic patterns from verbal transcripts and notably found a positive correlation between the use of impersonal pronouns and the median interpersonal distance. This research highlighted the importance of considering language use to study VR affordances and the potential of leveraging nonverbal behavior to uncover additional psychological nuances surveys alone may fail to capture. Key distinctions between their work and ours are their focus on the nonverbal behavior of interpersonal distance, linguistic styles, and session-level analyses. In contrast, we studied turn-taking behavior characteristics (e.g., who will speak next, when they will speak) and focused primarily on predicting behaviors at moments within sessions. Beyond interpersonal distance, we also included other nonverbal features (e.g., gaze, egocentric motion) to capture social dynamics. One other distinction lies in the VR activities analyzed: while DeVeaux et al. [17] studied instructor-led student group discussions collected during a university course in Fall 2021, we focused on open-ended VR group activities that were recorded a year later through the same course.

Concretely, we contribute to past works by leveraging motion data collected in VR social settings to predict turn-taking behaviors. Findings on changes in nonverbal behaviors over time [55, 56] have emphasized the need to study social behaviors through a longitudinal lens and across multiple sessions. These insights motivated our examination of the robustness and generalizability of turn-taking predictions across unseen weeks, groups, and activities.

2.2 Modeling Human Behavior and Individual- and Group- Level Differences using Tracking Data

Besides using tracking data to understand human behaviors, monitoring motion and user data in real-time, often in an unobtrusive manner, can further enable synchronous interventions and assessments. For example, as smartphone data such as touch and typing behaviors [43, 92] and audio, textual, and video data [41] are predictive of personality traits and affective states, one can construct more personalized experiences based on the user's current behaviors. Another example involves monitoring eye gaze to assess cognitive load, and using this information to facilitate real-time adaptations of mixed reality interfaces [49]. More recently, researchers have also built models for predicting team viability using online team text conversations and demonstrated the potential of using automated features for real-time assessments and intervention [14]. Others have proposed using individual and social behaviors to model purchase decisions for improving

e-commerce recommendations [102] and job burnouts for informing early-stage interventions [100].

Similarly motivated, we see opportunities in predicting VR speech behaviors for real-time interventions and assistance (e.g., instantiating social behaviors for virtual assistants, reducing unwanted overlapping speech). Many have explored how tracking data can be used to predict turn-taking behaviors such as the next speaker in a group setting. Fortunately, though human subjects struggled to infer speaker behavior from audio alone [30], research that leverages tracking data for speech behavior predictions has shown greater promise. Works looked to speech sequences [70], mouth motion [33], head movement [34], respiration [36], gaze behavior [35, 46], and more broadly user motion [15] as predictors when modeling speech behaviors. Notably, these works have found that markov models, a type of stochastic model that predicts future states based on past ones, were effective in predicting the next speaker based on the two preceding speakers [70] and that support vector machines leveraging features on gaze transition patterns are predictive of turn-changing characteristics [35].

Unlike the social scenes examined previously, where social groups completed a single or series of similar tasks [15, 35] and either stood in fixed positions [46] or remained seated [15, 35], VR social interactions are diverse in activities and typically involve less constraints on user movement in both physical and virtual spaces. These differences raise the question of whether turn-taking behavior predictions are possible when there are greater variations in activities and nonverbal cues such as interpersonal distance and eye gaze. Failure to make reliable and robust predictions in these scenarios limits the prospects of real-time intervention and assistance in immersive settings. To address this, we investigated VR turn-taking behaviors of social groups engaging in open-ended group activities across four weeks with no restriction on virtual user motion. We contribute to past literature by also interpreting how features are related to turn-taking predictions, highlighting their theoretical implications and practical significance for future applications.

2.3 Social Interactions across Individuals and Groups

The ability of tracking data to predict individual differences such as personalities and affective states [37, 41, 43, 92] suggests that individual differences can be used to also predict user behaviors. Individual differences such as gender, age, and personalities were shown to be related to how people take up physical and virtual spaces [21, 31, 32, 65], while personality, public speaking anxiety, and immersive tendencies of individuals can be predictive of their experience and perception of the quality of interactive systems [16].

Personality traits, in particular, are also related to speech behaviors. For example, the personality traits of conscientiousness and extraversion are related to basic speech features such as pitch estimate [37]. The levels of extraversion and neuroticism are also associated with different speech patterns, notably with introverts exhibiting longer silences between speech utterances [75]. Focusing on the extraversion trait, introverts and extroverts were found to speak at different levels of language abstraction [10] and also differ in reaction time when verbally responding to prompts and questionnaire items [47, 69]. Broadly speaking, personality traits of extraversion, agreeableness, and neuroticism are further correlated with varying features of speaking turns related to speaking turns, speaking length, and average speaking turn duration [6, 48].

Finally, social interactions can vary depending on characteristics of social groups. For example, the association between trait dominance – measured as expressed control and prosocial interpersonal power and influence – and speaking time is influenced by the composition of the social groups, namely whether the group was composed randomly or of extremes (i.e., pairing together most and least dominant individuals) [54]. Comparing conversations between dyad and triads, the presence of an additional listener led to individuals speaking louder in situations with high noise levels,



Fig. 1. Screenshots of the Open-Ended Group Activities in the Examined Dataset. Students donned VR gear in remote physical locations but joined together in different virtual environments for weekly group discussions and participated in activities related to topics on accessibility, avatars, medical, and education.

and listeners orienting their heads more optimally (i.e., rotating their heads to approximately 30 degrees from the speaker) [25].

We rely on past findings to identify and extract features related to personality and group compositions, and used them to model turn-taking behaviors. By studying how these features are related to social behaviors such as speaking intentions, we explore how incorporations of individual- and group- level characteristics can help build immersive platforms and tools for facilitating more personalized and adaptive social interactions.

3 Methods

3.1 Recordings of Open-ended Group Social Interactions in VR

We studied the large-scale longitudinal VR classroom dataset collected by Han et al. [26], and focused on the subset of the dataset that was collected in Fall 2022 as part of a university course on VR and its application. In it, 146 university students, out of whom 117 consented, engaged in weekly group discussions and responded to open-ended design prompts in groups of size two to four for four weeks. A research personnel not part of the teaching staff worked to randomly assign students into groups (fixed over time), and at the same time maximize the number of groups made up with all consenting students. This approach ensured that students received comparable learning experience as the teaching staff was blinded to the consenting status of the group, while also allowed researchers to later work with large amounts of VR social interactions. Given our focus on turn taking, we only analyzed VR sessions with all consenting participants.

The topics of discussion and activities changed weekly, with themes such as accessibility and education. Each week, students gathered in the same preassigned groups using the social VR platform ENGAGE, while being physically remote in their own spaces (e.g., dorm room, office space). Each student used a Meta Quest 2 headset and two hand-held controllers to partake in the sessions as they were allowed to move around the virtual spaces using smooth translation and teleportation. No teaching staff was present in these group sessions, so student groups recorded

the discussion sections using the platform's built-in recording feature. Figure 1 shows screenshots from the recorded open-ended group activities.

The authors varied the characteristics of the virtual environments (i.e., ceiling height, amount of visible space, indoor vs. outdoor) to examine how context influences attitude, nonverbal behavior, and design behaviors [27, 97]. This variation in virtual context allows us to model interactions occurring in diverse virtual spaces, setting it apart from prior literature that examined speech behavior in the same physical or virtual environment [15, 46]. Another reason for choosing this particular dataset was that the discussion sections were based on open-ended group activities, not instructor-led, and therefore consisted of more natural group social interactions compared to the rest of the VR classroom dataset. While previous research have examined language use (i.e., linguistic style from session-level verbal transcripts) using the subset of data collected in Fall 2021 [17, 18], our work is the first to use the Fall 2022 data for examining turn-taking behaviors of open-ended group discussions.

As we were interested in understanding group social interactions, we further filtered out moments and sessions with only two students. For predicting turn-taking behaviors such as who the next speaker is, looking at groups larger than two also makes the problem nontrivial. Our final dataset consisted of 77 VR sessions collected from 26 groups and 100 unique students. Some sessions were dropped due to technical difficulties such as software updates and incomplete recordings. The dataset aggregated a total of 1660.60 minutes of tracking data, with each session taking on average 21.57 minutes (SD = 6.44). We provide additional details on the group sessions in Appendix A.

The recording files collected several forms of user- and session- level data, namely that of the scene (e.g., user inserted objects, drawings), user motion, and audio. Since we wanted to extrapolate turn-taking behavior insights that are generalizable across social platforms and settings (e.g., different virtual environments and activities), we focused on utilizing the information related to user motion and audio, which is logged at 30 Hz. User motion data consisted of the position (i.e., x, y, z) and orientation (i.e., roll, pitch, yaw) of the user's headset, two controllers, and the "root". The "root" tracks the user's global position and orientation with respect to the virtual environment, while the headset and controllers are tracked with respect to the coordinate system dictated by the "root". Using the tracked user motion, we were able to derive both information regarding the user's egocentric behavior, for example where their right hand is positioned with respect to their body, as well as those related to other users, such as the interpersonal distance and eye gaze. The audio information is recorded both as a global audio file as well as a floating-point value between 0 and 1 that represents each user's speech volume.

3.2 Categories of Turn-Transition Behaviors

To investigate social behaviors, we began by identifying all speech events by labeling Inter-Pausal-Units (IPU), defined as the stretches of speech activity by a single speaker. We set the threshold for speech volume of determining speech activity to 0.1. To establish a more consistent labeling of speakers during short pauses during speaking activities, we applied smoothing (i.e., joining adjacent speech events of the same user) to the raw labels when the gap between adjacent speech events is within 0.5s. We chose the threshold of 0.5s based on prior literature that found the average pause duration during read speech, interviews and public presentations to be between 0.38 to 0.53 seconds [13, 50].

For each session recording, we then proceeded to determine the main speaker by first labeling users who are the sole speaker at a certain time frame as the main speaker. When multiple users are speaking at the same time, we implemented the following labeling scheme for determining the main speaker. To start, we eliminated speech events that are completely overlapped by another speech event. Then, we assign the main speaker as the speaker who ends their speech event last. The

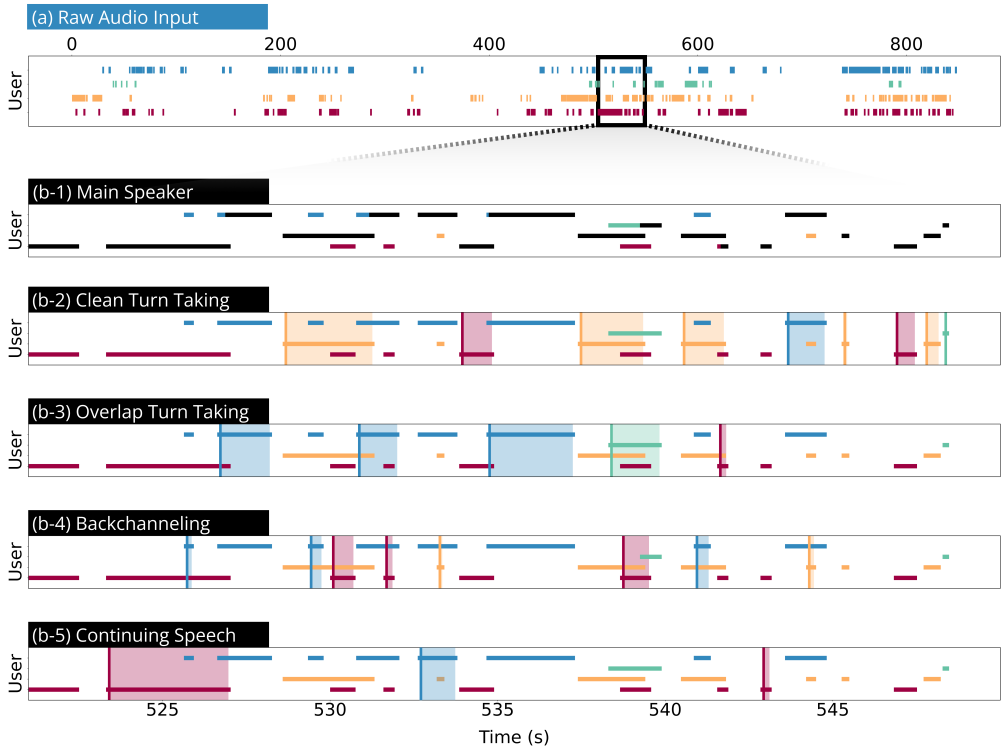


Fig. 2. Categorization of Turn-Transition Behaviors based on Example Raw Audio Input. Each row and color represents a unique user in the VR group discussion session. In (a), the main speaker is labeled with black-colored segments. In (b-2)–(b-5), the start of each turn-transition behavior is denoted by a vertical line and its duration shaded in with the color associated with the corresponding speaker. The speech utterances plotted are from a recorded VR session where we edited the category labels in close proximity to improve visual clarity.

start time of the new main speaker is marked as the moment the previous main speaker finished speaking.

From the labeled main speakers, we extracted four types of turn-transition behaviors following closely the categorizations used by Jokinen et al. [39], namely (1) clean turn taking, (2) overlap turn taking, (3) backchanneling, and (4) continuing speech. These categories provide a foundation for our examination of turn-taking behaviors, which placed a greater focus on the clean turn taking and overlap turn taking categories. Figure 2 shows categorization of each of the categories based on an example raw audio input. Upon obtaining the labels, we removed data points associated with speech events shorter than 323 milliseconds (i.e., the average duration for enunciating fast words found in [85]) to filter out noise.

- **Clean Turn Taking.** Clean turn taking occurs whenever the main speaker has changed and that there was no overlapping between the previous and new speaker turns. The start of a clean turn taking event was marked as the beginning of the new speaker’s speech event. Figure 2b-2 shows examples of these behaviors.
- **Overlap Turn Taking.** As shown in Figure 2b-3, overlap turn taking occurs whenever the main speaker changes and the two speech events overlap. In other words, the start of the

speech event of the new speaker precedes the end of the previous speech event. We again marked the start of a turn taking event as the beginning of the new speaker's speech event.

- **Backchanneling.** We determined backchanneling by checking for instances when a non-main speaker began a speech event after another speaker began their speech event and stopped speaking before the other speaker ended their speech event. The start of a complete overlap event is labeled as the start of the speech event of the non-main speaker. We show examples of backchanneling in Figure 2b-4.
- **Continuing Speech.** Continuing speech is similar to the scattered contribution category proposed by Jokinen et al. [39]. In their formulation, scattered contributions are defined as two adjacent speech instances of the same speaker being spaced less than 200ms apart, while those that are further apart are considered sequences of turns by the same speaker. Since we are interested in understanding how and when turn transitions take place (i.e., changes in speakers), we combined these two scenarios under the broader category of continuing speech. More concretely, we label continuing speech by first locating instances of adjacent speech events of the same user and then marking the start of these turn-transition behaviors as the beginning of the later speech event. Figure 2b-5 shows instances of continuing speech behaviors.

3.3 Feature Selection

We formulated features from the tracking data and user demographics based on prior literature in social dynamics. As reviewed in Sections 2.1 and 2.2, user motion and verbal behaviors are predictive of user intentions, identity and social dynamics. Past works have also shown that information relating to the current speakers [15] as well as the dyadic relationship between the current speakers and listeners [34, 35] can offer insights to model speech behaviors.

With this in mind, we extracted features related to individual listeners and current speakers, the dyadic dynamic between the listener and speaker, their dynamics with the rest of the group, as well as verbal behaviors. Formally, we focused on encoding features related to two users: a user of interest which we refer to as the *main user*, and the previous speaker, which we refer to as the *reference user*. To extract motion-related features, we examined the tracking data across the 1-second window at moments prior to the start of turn-transition behaviors, with the specific timestamps used differing across prediction tasks. The 1-second window size is comparable to what was used in past literature on predicting speaking intentions [15] and is determined based on piloting other durations. We present a summary of the extracted features in Table 1.

3.3.1 Speech-Related Features. The first group of features is related to speech behaviors, as they have been shown to be predictive of who the next speaker is [70]. Following the methods of Parker [70], we first encoded speech sequences leading up to the start of the examined window. To do this, we begin at the timestamp at the start of the examined window, and trace backwards each time the main speaker changes, at which point we increment the turn index by 1. If the main speaker for a given turn is the main user, we assign the feature value at the corresponding turn index "u". If we encounter a new speaker at a preceding turn, we assign the feature value a new symbol corresponding to that user (e.g., "a", "b", "c"). For turns with a speaker who we had already created a symbol for, we assigned their mapped symbol to the feature value. In our setup, we encoded the 10 preceding speaker indices, assigning "NA"s to features when there were no more changes in main speakers preceding the last encoded turn. In practice, we further processed the categorical speech sequence features at each turn index using one-hot encoding.

We also introduced three additional features to describe the main user's verbal behaviors, namely (1) the number of speaking turns before the main speaker's last speech event, the (2) the duration of

Table 1. Summary of Features Selected for Prediction Tasks.

Feature Group	Description of Features	Number of Features ¹
Speech-Related [70]	Prior speech sequences	10 preceding speaker indices
	Number of speaking turns before the main user's last speech event	1
	Time before the end of the main user's last speech event	1
	Whether the main user has spoken before	1
Individual- and Group-Level Differences [6, 25, 37, 48, 54, 75]	Main user big-5 personality	5
	Reference user big-5 personality	5
	Big-5 personality averaged across all users	5
	Group size	1
Egocentric Motion ² [6, 15, 34, 55, 57]	Position and orientation of a user's headset and two hand-held controller, where the user is either the main user or reference user	3 tracked points \times 6 DOFs \times 3 summary stats. \times 2 meas. \times 2 users = 216
Dyadic Relationship [15, 35, 39, 46]	Direct gaze from the main user to the reference user	3 summary stats. \times 2 meas. = 6
	Direct gaze from the reference user to the main user	3 summary stats. \times 2 meas. = 6
	Interpersonal distance between the main user and reference user	3 summary stats. \times 2 meas. = 6
	Visual shared space calculated between the main user and reference user	3 summary stats. \times 3 dists. \times 2 meas. = 18
Group Relationship [15, 35, 39, 46]	Direct gaze from a user to all remaining users, where the user is either the main user or reference user	3 summary stats. \times 2 meas. \times 2 users = 12
	Direct gaze from all remaining users to a user, where the user is either the main user or reference user	3 summary stats. \times 2 meas. \times 2 users = 12
	Interpersonal distance between a user and all remaining users, where the user is either the main user or reference user	3 summary stats. \times 2 meas. \times 2 users = 12
	Visual shared space calculated between a user and all remaining users, where the user is either the main user or reference user	3 summary stats. \times 3 dists. \times 2 meas. \times 2 users = 36

¹ 3 Tracked points refer to the headset and two controllers; 6 degrees of freedom refer to x, y, and z position and the roll, pitch, and yaw orientation; 3 summary statistics refer to the minimum, maximum, and average across the examined time period; 2 measurements refer to the raw value and first order derivative (i.e., velocity); 3 distances refer to 1, 5, and 10 meters. DOFs = degrees of freedom; stats. = statistics; meas. = measurements; dists. = distances.

² Due to the body-space transformation and centering operations, the total number of non-trivial features for egocentric motion is 198.

time before the end of the main user's last speech event, and (3) a binary feature encoding whether the main user has spoken before during the current session. It was unnecessary to derive these features for the reference user as they were by definition the speaker of the previous turn.

3.3.2 Individual- and Group- Level Features. Drawing from works that indicate correlations between speech behaviors and personalities and group compositions [6, 25, 37, 54, 75], we also formulated features based on individual and group characteristics. Specifically, we encoded the Big-5 personality traits [24] of the main user and reference user, as well as the average across the entire group. In our examined dataset [26], the authors measured Big-5 personality using the ten item personality measure (TIPI) introduced by Gosling et al. [24], with each personality trait ranging between 1–7 and calculated as the mean of two of the ten items.

3.3.3 Egocentric Motion Features. Egocentric motion features capture the pose and motion of individual users. In our setup, we extracted egocentric motion features from both the main user and the reference user. For each user, we extracted the position (i.e., x, y, z) and orientation (i.e., pitch, yaw, roll) of a user's headset and two controllers by both their raw values and velocities. From the raw values and velocities across the 1-second window, we summarized each of the 6 degrees of freedom by their average, minimum, and maximum values. We transformed the features corresponding to the raw values into the body-space coordinate system proposed in Miller et al. [56] and centered the horizontal coordinates (i.e., x, z) such that the individual's head position is at the origin of the horizontal plane, as opposed to their global coordinates in the virtual space. The rationale behind applying this transformation is so that the raw features are encoding the egocentric poses by mapping the horizontal coordinates and orientations to a coordinate system based on the individual's forward head direction. This allows the raw features to intuitively encode poses even when individuals move around their physical or virtual environments.

When calculating the velocity of the position and orientations, we derived the velocities from the raw values after transforming the original values into the body-space coordinates without the centering operation. Choosing to not center the coordinates based on the head position allows the features to retain information of the user's head position velocities in the horizontal plane. When encoding user head yaw (i.e., rotation about the vertical axis), we did not calculate its velocity based on the transformed values and instead calculated the change in yaw angles prior to any coordinate transformations. This procedure preserves information on how a user rotates their head in the yaw axis, which body-space transformation loses by reorienting based on head yaw.

3.3.4 Dyadic Relationship Features. The next group of features describes the dynamics between the main user and reference user. Similar to prior work [15, 35, 39], we extracted the direct gaze angles from the main user to the reference user, and from the reference user to the main user. Specifically, we determined user A's direct gaze angle towards user B by calculating the angle between user A's forward head orientation in the yaw axis and the vector pointing from user A's head position to user B's head position in the horizontal plane. Similar to the egocentric motion features, we derived intermediate values (i.e., raw values, velocities) across the 1-second window and summarized them by their average, minimum, and maximum values. Given that users in the examined dataset were also free to move around the virtual environments, we further encoded interpersonal distance as the distance between two users' head position in the horizontal plane.

One characteristic that direct gaze and interpersonal distance fails to capture is whether the two users are facing the same direction when they are not looking towards each other. For example, if both users are at a 90-degree direct gaze angle from the other user, they could either be facing the same direction or have their backs against one another. These two scenarios can suggest different dynamics as users facing the same direction and looking at similar parts of the environment may be more inclined to interact with each other. We therefore introduced a measurement of visual shared space to quantify how much of two users' visual field of views overlap. Concretely, we first drew isosceles triangles with the vertex connecting the two equal sides of length vs_l located at the user's head and oriented in the head's forward direction in the horizontal plane. The angle between the two equal sides is set to the horizontal field of view of the Meta Quest 2 headset (i.e., 104 degrees). The raw value of the visual shared space between two users at distance l is then defined as the amount of spatial overlap in (m^2) of the two triangles drawn with $vs_l = l$. In simpler terms, this measurement estimates how much mutual space the two users share in their field of views, assuming that their visual attention stretches a distance of vs_l . For our problem setup, we extracted values for vs_l at 1, 5, and 10 meters.

Using the raw values calculated for direct gaze, interpersonal distance and visual shared space, we again extracted the raw values as well as their changes (i.e., velocity) over the sampled windows and summarized the two measurements into their average, minimum, and maximum values.

3.3.5 Group Relationship Features. Finally, we encoded features between a user of interest (i.e., main or reference user) with the rest of the social group. Specifically, we extracted (1) the dyadic direct gaze angles from each user of interest to each remaining member of the group and (2) those from each member of the group to that user. Similar to the dyadic relationship features, we calculated the pairwise interpersonal distance between each of the two users with the rest of the group. Finally, we derived the visual shared space between each dyadic pair between a user of interest and the rest of the group at $v_{sl} = 1, 5, 10$ meters. From the raw values extracted for direct gaze, interpersonal distance, and visual shared space across the sampled window, we derived the average raw value and velocity for each dyadic pair, grouped them by whether they are related to the main or reference user, and finally summarized them by their average, minimum, and maximum values.

3.4 Turn-Taking Behavior Prediction Tasks

We are interested in understanding whether individual- and group- level differences and nonverbal and verbal behaviors can predict turn-taking behaviors (**RQ1**). Drawing from past literature on predicting speech behaviors [15, 34, 35, 46, 70], we focused on three prediction tasks, which at a high level captures the “what”, “who”, and “when” of turn-taking behaviors.

- **Turn Taking vs. Continuing Speech.** The “what” poses the question of whether we can predict the type of turn-transition behavior. In particular, in line with past research [35, 39, 46], can we distinguish whether a turn-transition behavior was going to be a turn-transition to a new speaker (i.e., turn taking), or a continuing speech (i.e., turn keeping) from the previous speaker?
- **Next Speaker Prediction.** The “who” focuses on predicting who the new speaker is prior to the start of a turn-taking behavior (i.e., clean turn taking, overlap turn taking). Predicting the next speaker is another common task used in modeling speech behavior [33, 35, 36, 70].
- **Timing of Turn-Taking Behaviors.** To investigate the “when” of turn-taking behaviors, we investigate whether we can predict when the next speaker will speak, a task that frequented past literature [34–36]. Specifically, can we differentiate between moments associated with a new speaker right before a turn taking event and those sampled before these moments?

3.5 Machine Learning Models

To study **RQ1** and predict the three tasks outlined in Section 3.4, we began by extracting the features in the 1-second windows prior to the start of the turn-transition behaviors. For each task, we built and compared performance across four predictive models commonly used to predict individual characteristics and group dynamics [14, 56, 60]: logistic regression, multi-level perceptron (MLP) classifier, random forest classifier, and gradient boosting classifier. We formulated each task as a binary classification task and measured prediction performance using the area under the curve (AUC) of the receiver operating characteristics curve. We implemented all models using Python’s scikit-learn library [19].

In evaluating each model, we employed cross-validation similar to [14, 22], and reported the averages and standard deviations of the AUC evaluated on the testing data across all folds. Once we partitioned the data into training and testing, we standardized all continuous features. For measuring accuracy, we reported the performance of models trained on 90% of the data and evaluated on the remaining 10% (i.e., k-fold ≈ 10). As a benchmark measurement, we partitioned the data such that

Table 2. Model Performance (measured as the AUC of the ROC curve) on Predicting Turn-Taking Behavior vs. Continuing Speech. For metrics using cross validation, which we denote using the subscript cv , we report the average and standard deviation across all folds. An AUC of 0.50 means that the model’s ability to distinguish between positive and negative samples is no better than random chance. Bolded numbers denote best performance by metric.

Prediction Model	Performance Metrics			
	Session _{cv}	Group _{cv}	Week _{cv}	Week 4
Logistic Regression	0.70 (0.02)	0.69 (0.02)	0.70 (0.00)	0.69
MLP Classifier	0.72 (0.01)	0.71 (0.03)	0.71 (0.01)	0.71
Random Forest Classifier	0.76 (0.03)	0.75 (0.03)	0.76 (0.01)	0.76
Gradient Boosting Classifier	0.78 (0.02)	0.77 (0.03)	0.78 (0.00)	0.78

the training data consisted of data points from 90% of the sessions and the testing was done on the remaining 10% (Session_{cv}).

To investigate **RQ2**, the robustness of predictive models on unseen groups, activities, and weeks, we report two additional sets of results. First, we measured performance on unseen groups by partitioning the data such that training was performed on data collected from 90% of groups and testing was performed on samples collected from the remaining 10% (Group_{cv}). We then quantified performance across unseen weeks using models trained on all but one week’s data and tested on that remaining week (Week_{cv}). Finally, we report performance on the final week (i.e., week 4) when being trained on data collected over the first three weeks. As group activities differed each week, our evaluation metric for unseen activities is the same as that for unseen weeks.

4 Results

In this section, we report on the model performance for each of the three prediction tasks outlined in Section 3.4. Then, we present additional analyses to investigate feature importance and interpret how the features are related to turn-taking behaviors predictions.

4.1 Predicting Turn-Taking Behaviors

4.1.1 Differentiating between Turn Taking and Continuing Speech. We first built models for predicting whether a speech event was going to be a turn transition or one where the previous speaker will continue to speak. We chose to compare clean turn taking, and not overlap turn taking, to continuing speech as there are by definition pauses before both types of turn-transition behaviors. We defined positive samples as those corresponding to the beginning of each turn-taking behavior and negative samples as those corresponding to the start of continuing speech behaviors. We chose the main user as the upcoming speaker for the positive samples and a randomly selected user who was not the previous speaker for negative samples. For both positive and negative samples, the reference user was the previous speaker. After aggregating the data samples, we sampled the dataset such that there is an equal number of positive and negative data samples. This yielded a dataset with 15876 samples.

We present model performance in Table 2. Notably, we observe that the gradient boosting classifier outperformed the remaining three models across all four performance metrics, achieving a benchmark accuracy (i.e., Session_{cv}) of 0.78 AUC, and 0.77–0.78 AUC across the three remaining performance metrics. Random forest classifiers achieved the second highest accuracy on the benchmark metric with a 0.76 AUC, followed by the MLP classifier at 0.72 AUC, and the logistic

Table 3. Model Performance (measured as the AUC of the ROC curve) on Next Speaker Prediction. For metrics using cross validation, which we denote using the subscript cv , we report the average and standard deviation across all folds. An AUC of 0.50 means that the model’s ability to distinguish between positive and negative samples is no better than random chance. Bolded numbers denote best performance by metric.

Prediction Model	Performance Metrics			
	Session _{cv}	Group _{cv}	Week _{cv}	Week 4
Logistic Regression	0.73 (0.04)	0.72 (0.04)	0.73 (0.01)	0.75
MLP Classifier	0.72 (0.04)	0.71 (0.04)	0.71 (0.01)	0.73
Random Forest Classifier	0.75 (0.03)	0.74 (0.04)	0.75 (0.01)	0.76
Gradient Boosting Classifier	0.77 (0.03)	0.75 (0.04)	0.77 (0.01)	0.78

Table 4. Model Performance (measured as the AUC of the ROC curve) on the Timing of Turn Taking. For metrics using cross validation, which we denote using the subscript cv , we report the average and standard deviation across all folds. An AUC of 0.50 means that the model’s ability to distinguish between positive and negative samples is no better than random chance. Bolded numbers denote best performance by metric.

Prediction Model	Performance Metrics			
	Session _{cv}	Group _{cv}	Week _{cv}	Week 4
Logistic Regression	0.61 (0.00)	0.61 (0.01)	0.61 (0.01)	0.60
MLP Classifier	0.63 (0.01)	0.63 (0.02)	0.63 (0.01)	0.61
Random Forest Classifier	0.68 (0.01)	0.67 (0.02)	0.67 (0.01)	0.66
Gradient Boosting Classifier	0.72 (0.01)	0.71 (0.02)	0.71 (0.01)	0.71

regression at 0.70 AUC. When evaluating on unseen groups, performance accuracies were slightly lower but generally robust across all four prediction models. Compared to the benchmark metric, the models achieve similar accuracies on unseen weeks and activities.

4.1.2 Predicting the Next Speaker. In the second task, we predicted the upcoming speaker of a turn transition event. Specifically, we aggregated positive samples by extracting those corresponding to moments at the beginning of turn-taking events (i.e., clean turn taking, overlap turn taking), where the main user is set to the upcoming speaker. We then collected negative samples at the same moments, but with the main speaker set to a user who is neither the upcoming nor the previous speaker. The reference user is set to the previous speaker for all samples. Upon collecting all positive and negative samples, we down-sampled the negative labels such that there is an equal number of positive and negative data samples. The final dataset consisted of 22316 samples.

Table 3 summarizes our results for predicting the next speaker. Gradient boosting classifier achieved the highest accuracies across all four performance metrics, with an AUC of 0.77 on the benchmark metric, followed by the random forest classifier at 0.75 AUC, the logistic regression at 0.73 AUC, and finally the MLP classifier at 0.72 AUC. All four prediction models were robust when tested on unseen groups and weeks, with the performance on unseen groups again being lower but comparable to the benchmark evaluations.

4.1.3 Predicting the Timing of Turn Taking. Finally, we were interested in understanding whether we can differentiate between moments associated with an upcoming speaker right before a turn

transition event and those sampled prior to these moments. We therefore collected positive samples by extracting samples corresponding to moments before the start of turn-taking speech events (i.e., clean turn taking, overlap turn taking), with the main user set to the upcoming speaker. For negative samples, we aggregated samples corresponding to moments that were prior to the 1-second window immediately before the start of turn transition event. To do this, we began by sampling moments at windows starting 2, 4, 6, 8, 10, and 12 seconds prior to the start of turn transition events. We then filtered out data samples for which any speech event had occurred between the earlier moment and the start of the turn transition event for the upcoming speaker. In other words, the negative samples consisted only of moments when the upcoming speaker is not preparing to speak. This sampling technique is similar to Chen et al. [15] in that we sampled data points by employing a sliding window. For both positive and negative samples, the reference user is set to the previous speaker at the sampled moment. After aggregating the samples, we again sampled the data so that there is an equal number of positive and negative samples. The dataset for this task contained 22316 samples.

We detail performance results in Table 4. Compared with the performance on the previous two tasks, the accuracies were considerably lower. The best performing model, the gradient boosting classifier, achieved an accuracy of 0.72 AUC on the benchmark metric, while the logistic regression model recorded the lowest accuracy of 0.61 AUC on the same metric. The random forest and MLP classifiers had benchmark accuracies of 0.68 and 0.63 AUC, respectively. Performance on unseen groups, activities, and weeks were robust, with models reporting slightly lower but similar accuracies on the cross validation evaluations with unseen groups.

4.2 Feature Importance Analysis

To understand how features are related to model performance and predictions **RQ3**, we begin by computing the mean decrease in accuracy (MDA), a technique used for probing feature importance in machine learning models [29, 57, 67]. Specifically, we first organized features based on their feature groups and definition, for example splitting up egocentric motion features by the user, tracked points and axis of motion. For each task, we built models used to compute the benchmark cross validation performance (i.e., Session_{cv}) and evaluated the models on each testing set with a particular set of features randomly shuffled. This procedure breaks up any relationship the set of features may have with the model prediction. We then calculated the average change in the testing AUC across all folds and present them in Figure 3. Note that MDA is defined as the amount of decrease in accuracy after feature shuffling, meaning that lower values (i.e., greater decrease in accuracy) in Figure 3 represents higher MDA. We omitted plotting egocentric features with moderate importance, but included all features in Appendix B.

Analysis of speech-related features showed the highest importance on the user's previous turn time, followed by prior speech sequence, user turn count, and whether or not the user has spoken earlier in the current session. Notably, the main user's previous turn time feature, the feature importance for the turn taking vs. continuing speech task was the highest, followed by the timing prediction and the next speaker prediction tasks. For features on the main user's turn count and prior speech sequence, models built to predict the next speaker exhibited the highest importance, followed by those for the turn taking vs. continuing speech task and lastly the timing prediction task. Our results on the individual and group differences feature revealed a comparably high importance of the main user personality, followed by group size, group personality, and lastly the reference user personality.

For egocentric motion features, the top six features were those related to the main user's and reference user's (1) head yaw rotation, (2) head y-axis position, and (3) left hand y-axis position. Within the top six features, the feature importance for those related to the main user were in most




Fig. 3. Feature Importance Analysis. Each panel reports the change in AUC of the ROC after shuffling features across the three prediction tasks for a given feature group. Black dots denote the average drop in accuracy across three tasks. Features within each panel are ordered in increasing average drop in accuracy from top to bottom. For clearer presentation, we did not plot egocentric features with moderate importance. Bolded features and their corresponding rows with light blue backgrounds indicate features that are further interpreted in Section 4.3. IPD = interpersonal distance; Ref. = reference user; lh = left hand; rh = right hand.

cases higher for the timing prediction task compared to the other tasks. For dyad relationship features, those related to direct gaze had greater importance than those related to the visual shared space and interpersonal distance, though their change in AUC near zero implies low feature importance. In terms of group relationship features, we found that the features related to the group’s direct gaze towards the reference and main users exhibited greater importance than the remaining features on visual shared space, interpersonal distance, and direct gaze from the main and reference user to the rest of the group.

4.3 Feature Interpretation Analysis

We conducted additional analyses on how features with high importance are related to model predictions. Specifically, we interpreted features by their partial dependence, which is a commonly used technique used to interpret machine learning models such as random forests [7, 23] and gradient boosting classifiers [11, 66]. By definition, partial dependence measures the marginal effect on model prediction through varying the values to a feature and calculating the average probability estimates after this procedure. We can then interpret the resulting plot of partial dependence and feature value as the relationship between that feature and model predictions. In our setup, we used models trained on the entire dataset and varied each feature between its [0.05, 0.95] percentile.

We selected features within each feature group that had relatively high feature importance. We did not interpret prior speech sequence features as past research has suggested the need to consider the interactions between prior speakers when modeling speech behaviors [70]. In aggregate, we

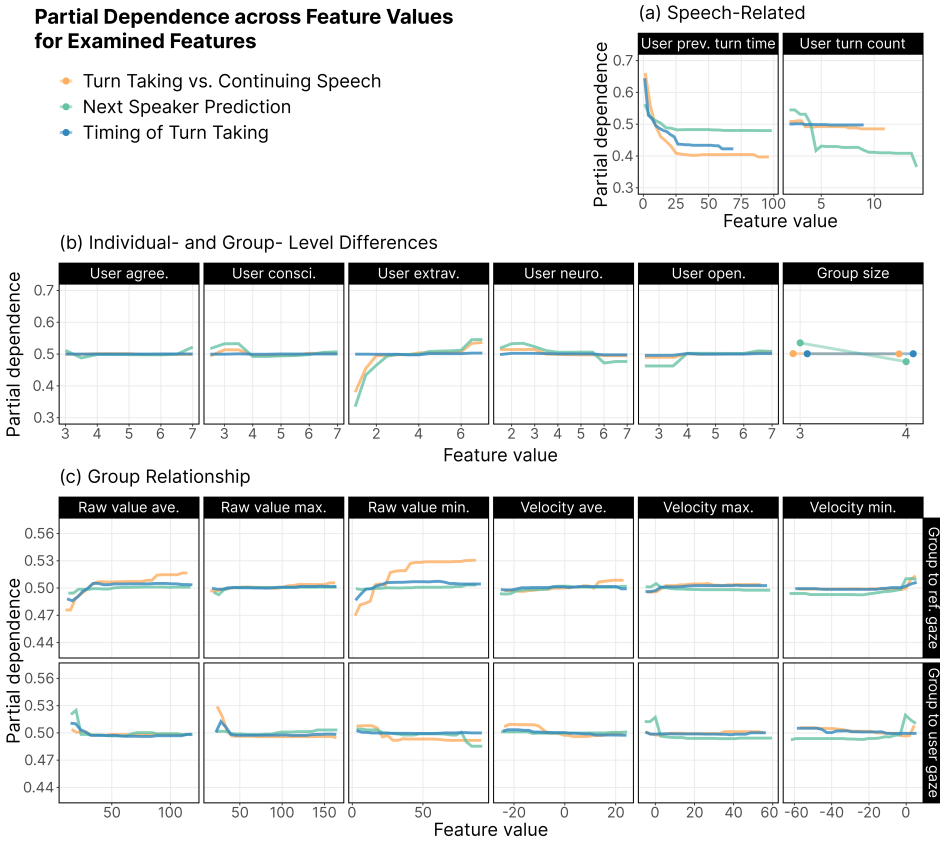


Fig. 4. Partial Dependence for Selected Features Related to Speech, Individual- and Group- Level Difference, and Group Relationship. Higher y values denote greater probability estimates for the main user’s speaking intentions. Raw values are quantified in degrees, and velocities in degrees per second. (a–c) show the partial dependence of the selected features, with colors denoting the prediction task. Features related to speech, the main user’s extraversion, and raw values of direct gaze from the group to the main and reference users revealed noticeable changes in the average probability estimates across feature values. Ref. = reference user; ave. = average; max. = maximum; min. = minimum; agree. = agreeableness; consci. = conscientiousness; extrav. = extraversion; neuro. = neuroticism; open. = openness

analyzed 56 features. For speech-related features, we examined 2 features: the user turn count and user previous turn time. There were 6 features related to individual- and group differences, namely the Big-5 personalities and group size. 12 features were related to the group relationship, specifically those capturing the group’s direct gaze towards the main user and reference user, respectively. The remaining 36 were egocentric motion features, namely those describing the head position in the y-axis, rotation in the yaw axis, and left hand position in the y-axis for the main and reference users, respectively.

4.3.1 Speech-Related Features. Seen in Figure 4a, varying the amount of time and number of turns to the main user’s previous turn revealed large effects on the probability estimates of data samples. Specifically, the results suggested that listeners (i.e., main users) who had spoken more recently are more likely to engage in turn-taking behaviors and be the next speaker (i.e., predicting turn

Partial Dependence across Feature Values for Examined Features (cont'd)

- Turn Taking vs. Continuing Speech
- Next Speaker Prediction
- Timing of Turn Taking

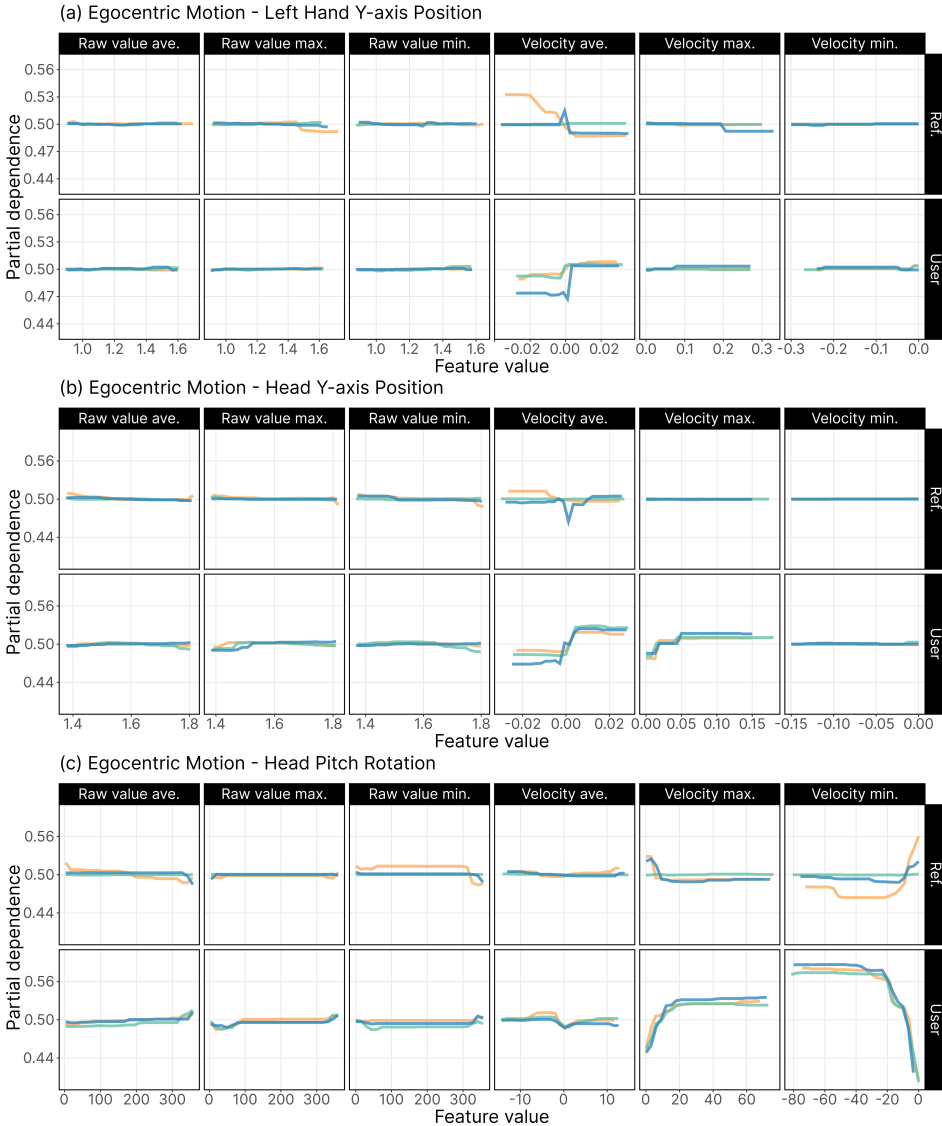


Fig. 5. Partial Dependence for Selected Features Related to Egocentric Motion. Higher y values denote greater probability estimates for the main user’s speaking intentions. Raw values are quantified in degrees, and velocities in degrees per second. (a–c) show the partial dependence of the selected features, with colors denoting the prediction task. Notably, results showed the largest visual changes in average probability estimates when varying (1) the average velocity of the users’ left hand y-axis position, (2) the maximum and minimum velocities of the users’ head pitch rotation, and (3) the average velocity of the users’ head y-axis position. Ref. = reference user; ave. = average; max. = maximum; min. = minimum.

taking vs. continuing speech and the next speaker). The models also predicted that listeners are more likely to speak at a time closer to their previous speech activity. Our results on the user turn count feature revealed for the next speaker prediction task, listeners whose last speaking event occurred at earlier turns are less likely to become the next speaker.

4.3.2 Individual- and Group- Level Difference. As shown in Figure 4b, we first note that for predicting the next speaker and differentiating between turn taking and continuing speech, listeners with higher values of extraversion are more likely to be the next speaker. There was little variation in probabilities estimates when varying main user personalities for predicting the timing of turn-taking behaviors. This suggests that listeners with different levels of Big-5 personalities do not exhibit different patterns in *when* they decide to speak. There were weaker but noticeable relationships between the listener's conscientiousness, neuroticism, and openness and probabilities estimates. For example, for the next speaker prediction task, the model predicted that listeners reporting a lower level of openness were less likely to be the next speaker.

4.3.3 Group Relationship. The most visually salient relationship in the partial dependence plots for examined features regarding group relationships (Figure 4c) were those related to the group's direct gaze towards the previous speaker. Notably, the models predicted that a new speaker is more likely to take over a previous turn in moments when listeners are looking away from the previous speaker (i.e., larger minimum and average value for the direct gaze from the group to the reference user). We note a similar but weaker trend when predicting the timing of a turn taking.

The partial dependence plots for the group's direct gaze towards a listener revealed the opposite directionality between prediction estimates and feature values, where a listener is predicted to be more likely to take over a previous turn when the remaining group is looking more directly at them (i.e., small maximum and average value for the direct gaze from the group to the main user). This pattern is, however, less pronounced than the greater variability in probability estimates exhibited for direct gaze measurements from the group to the previous speaker.

4.3.4 Egocentric Motion. Figure 5 presents our findings on selected egocentric motion features. As shown in Figure 5a, the feature with the greatest variation in partial dependence for the **left hand y-axis position** was that of the average velocity for both the listener and previous speaker. Most notably, the model used for differentiating between turn taking and continuing speech predicted that previous speakers who move their left hand upward in the vertical axis (i.e., large positive values in the average y-axis velocity) are more likely to continue speaking. In the case for listeners, models for all three tasks predicted that listeners are more likely to speak in moments right after they move their left hand upward (i.e., large positive values in the average y-axis velocity).

For egocentric features related to **head y-axis position**, the salient trends were related to velocities (Figure 5b). To start, the model for the timing of the turn taking task predicted that a listener is more likely to begin speaking if the previous speaker's head had on average not moved a substantial amount in either direction in the vertical axis. This was, however, not the case for the models for the other two tasks. On the contrary, all three models predicted that a listener is more likely to begin speaking if their head had on average moved upward in the y-axis (i.e., large positive values for the average y-axis velocity). Relatedly, a listener is predicted to also be more likely to speak if their head had at any point in the sampled window duration moved quickly upward in the vertical axis (i.e., large positive values for the maximum y-axis velocity).

Finally, as seen in Figure 5c, for features related to **head pitch rotation**, we found distinctive patterns in maximum and minimum velocities of the pitch rotations for the main and reference users. We interpret this as the models finding the extremes of an individual's head pitch rotation velocities across the 1-second window more informative than their averages. There were no noticeable trends

in partial dependence for the previous speaker's head pitch rotation on the next speaker prediction task. Models for the remaining two tasks predicted that a listener is less likely to speak if the previous speaker has at any point extensively rotated their head upward, which in our coordinate system maps to small negative values for the minimum pitch velocity. The models also predicted that a listener is less likely to speak if the previous speaker has at any moment within the 1-second window extensively rotated their head downward (i.e., large positive values for the maximum pitch velocity). The visual trends in partial dependence on the listener's head pitch rotation were opposite to that of the previous speaker. Namely, all three models predicted a listener is more likely to speak when they have engaged in substantial downward head rotation (i.e., large positive values for the maximum pitch velocity) or upward head rotation (i.e., small negative values for the minimum pitch velocity).

5 Discussion

5.1 Practical Implications of Real-time Turn-Taking Behavior Prediction

With regards to **RQ1**, we found that the gradient boosting classifiers achieved consistently the best performance on all three tasks across different performance metrics. This suggests that the relationship between the extracted features and the outcome variable is non-linear and that interactions between features is likely relevant to the predicted behavior. Specifically, the models obtained accuracies of 0.75–0.78 AUC on the tasks of identifying the new speaker and distinguishing between moments prior to turn transitions and continuing speech, and had poorer performance on distinguishing when a new user will begin speaking with accuracies of 0.71–0.72 AUC. These accuracies are considerably higher than prediction by chance and comparable to prior research [15]. In extending our methods into tools and applications that leverage predictions of turn-taking behavior, practitioners can consider prioritizing features that can benefit from real-time knowledge of who the next speaker is, as opposed to when exactly they will begin speaking.

To answer **RQ2**, we showed that predictive performance is robust over time and across unseen groups, with accuracies for evaluations based on unseen groups being slightly lower but comparable to the benchmark metrics. Considering also the diverse group activities and the mobility allowed in virtual spaces in our examined group sessions, these results suggest that practitioners can expect robustness across time and unseen activities and groups when training predictive models using similar approaches and deploying them into real-world social VR platforms. One possible explanation for the robust models is the high number of groups and individuals and wide range of activities already seen during training, which likely allowed the models to extrapolate generalizable insights about the prediction tasks.

5.2 Theoretical Implications of Turn-Taking Behaviors in VR

Our analysis on feature importance and interpretation (**RQ3**) revealed that features on listener's personalities, group size, speech-related behavior, group gaze towards the listener and previous speaker, and the users' left hand y-axis position and head y-axis position and pitch rotation were prominently influencing prediction accuracies and probability estimates.

The results on individual- and group- level differences extend past works demonstrating that personalities such as extraversion, agreeableness, and neuroticism are correlated with user's verbal behaviors [6, 48]. For example, we found that listeners who are more extroverted are predicted to be more likely to be the next speaker, which corroborated past findings that extraversion is related to speaking time [48] and speaking turns [6]. Our analysis on group size suggested intuitively that a listener in a three-person group is more likely to be the next speaker compared to a listener in a four-person group. Though we focused on interpreting features individually, it is also possible that

the models used group size in combination with other motion-related features for their predictions, as group sizes can be related to different head orientation patterns [25]. These findings highlight the need to consider individual and group characteristics when predicting real-time social dynamics in VR and instantiating virtual agents with distinct personas and natural behaviors. One possible approach is to continue leveraging the affordances of VR to study large and diverse demographics with high variances in individual differences, and doing so in controlled contextual and social settings [95].

Speech-related features exhibited high importance and salient effects on probability estimates. Specifically, our models predicted that those who more recently spoke, either in terms of speaking turns and time, are more likely to be the next speaker. While we did not analyze speech sequence features given the likely interactions between turn indices [70], it also provided important signals to predicting speech behaviors, in particular who the next speaker will be.

Our results revealed that group gaze behavior is useful in distinguishing between moments of turn transition and continuing speech, with the individual that the group is looking more directly towards predicted to be more likely the upcoming speaker. Our findings extend past insights that gaze behavior is useful in modeling speech behaviors [39], classroom discourse [86], and visual attention [40] by demonstrating that the social group's direct gaze towards individual users is still predictive of the next speaker even when VR groups are not constrained or assigned to fixed positions. While features related to direct gaze between the listener and previous speaker did not exhibit high importance, it is possible that these features may offer key insights on speech behaviors when sampled at moments other than those immediately preceding a turn transition, for example during speech events or at moments following the end of a previous speaking turn. Finally, our models predicted that listeners who had engaged in substantial rotation in head pitch (e.g., nodding, abruptly looking up or down) and had moved their heads and left hands vertically upward exhibited more speaking intentions. An additional analysis detailed in Appendix C on head pitch revealed that the combination of high instantaneous speeds in both the upward and downward directions can be further indicative of speaking intentions.

We also found that the previous speaker's left hand y-axis position and the head y-axis position and pitch rotation also influenced performance, though their effects on the probability estimates are less consistent across tasks. We believe that this could be due to the differences in role the previous speaker plays in the three tasks. For example, while the previous speaker's egocentric motion may be relevant when predicting whether they will continue to speak, it is not informative for predicting who out of the remaining listeners will begin speaking next as the extracted features for the previous speaker are the same for all listeners. One explanation for the finding on left hand motion is that they are associated with the users raising the left hand to view the menu, tablet, or muting and unmuting button located on the virtual hand. It is also worth noting that we empirically observed few instances of users muting and unmuting themselves, likely due to the small group sizes and the open-ended group activities prompting more natural conversations. These findings corroborate past research demonstrating the predictive capabilities of motion tracking data for speech behavior [15, 34], and contribute additional insights on how egocentric motion features are related to the predicted behaviors.

6 Limitations and Future Work

There are several limitations to our work. To start, we did not incorporate features related to the verbal transcript data. Future works should examine ways for extracting additional meaningful verbal features using transcripts, for example through extracting features with Linguistic Inquiry and Word Count (LIWC) [90] for users at longer windows prior to the start of turn-taking behaviors. To balance model performance, complexity, and feature interpretation, we used summary statistics

of motion data and chose standard machine learning models for predicting turn-taking behaviors. We imagine future work exploring other deep learning architectures such as graph neural networks [101] and long short-term memory networks [103] to further capture the nuances of group dynamics. Since we mostly sampled features either immediately or at particular moments before turn-transition behaviors, another avenue for future work is in analyzing real-time synchronous performance of these models. Using turn-taking predictions, we imagine social VR platforms reducing miscommunication through filtering out irrelevant sounds [2] and moderate social interactions to mitigate verbal harassment [20, 80].

In the dataset we examined, students gathered in preassigned groups of three or four and remained in the same groups across all four weeks using the same social VR platform. The avatars on this platform, as is the case in most social VR platforms, also lacked subtle characteristics such as facial expressions, which could alter how individuals interpret social cues when transitioning from face-to-face interactions to immersive ones. To fully evaluate the robustness of our predictive models, researchers should also examine scenarios using different social platforms with varying levels of immersion [1] and avatar representation [84], where the users' group memberships could change across sessions [78], and gather in groups with a greater variety of group sizes [28]. Future studies can also investigate differences in prediction performance using social VR platforms that allow for hand tracking in addition to hand controller tracking. A related limitation pertains to the dataset's convenience sample of university students. Research should study demographics more representative of the general population to investigate the generalizability of our insights. Additionally, while VR facilitates interactions akin to face-to-face ones, medium-specific affordances such as the ability to participate in past social interactions [93, 94, 96, 98] can foster different social dynamics. In VR, there can be discrepancies in representations of virtual and physical motion. For example, in ENGAGE, a user can be physically seated while their virtual avatar stands in the virtual space. Future research should therefore examine how these factors contribute to different turn-taking behavior patterns when compared to other digital platforms and face-to-face interactions.

Finally, we focused on prediction tasks related to three of four categories of turn-transition behaviors, excluding the category of backchanneling. As backchanneling and overlap speech make up a key component to social dynamics [79] and can have unique consequences in CMC given their latencies and the diminished representation of nonverbal behaviors [82–84], works can also investigate overlapping speech, for example creating approaches and mechanisms for predicting and reducing unwanted interruptions.

7 Conclusions

Being able to predict turn-taking behaviors in VR affords opportunities for understanding how social interactions unfold in immersive settings and enables systems to administer personalized and adaptive intervention. In this work, we studied the turn-taking behaviors of student groups engaging in open-ended group activities in VR over a period of four weeks. We predicted turn-taking behaviors using features describing individual and group characteristics as well as those extracted from VR tracking data concerning speech-related behaviors, egocentric motion, and dyadic and group relationships. We found that gradient boosting classifiers achieved the best performance, considerably better than prediction by chance. Analyses of these models revealed that listener personality, group size, group gaze, and the listener and previous speaker's head pitch, head y-axis position, and left hand y-axis position were key features affecting prediction and performance. Our results suggested that these features are reliable indicators in novel social settings, as the models were robust when evaluated on unseen activities, weeks, and groups. Taken together, our work contributed a better understanding of how tracking data and individual and group characteristics can predict turn-taking behaviors in social VR settings. We believe that our

insights will motivate further research on modeling social dynamics, and support practitioners to use behavioral predictions to deliver real-time adaptive assistance in facilitating effective immersive social interactions.

Acknowledgments

We thank Cindy Chen, Mark Roman Miller, Monique Santoso, and Yujie Tao for their feedback. This work was supported by the Sozo Graduate Fellowship.

References

- [1] Ahsan Abdullah, Jan Kolkmeier, Vivian Lo, and Michael Neff. 2021. Videoconference and Embodied VR: Communication Patterns Across Task and Medium. *Proc. ACM Hum.-Comput. Interact.* 5, CSCW2, Article 453 (oct 2021), 29 pages. <https://doi.org/10.1145/3479597>
- [2] Daniel Akselrad, Cyan DeVeaux, Eugy Han, Mark Roman Miller, and Jeremy N. Bailenson. 2023. Body Crumple, Sound Intrusion, and Embodiment Violation: Toward a Framework for Miscommunication in VR. In *Companion Publication of the 2023 Conference on Computer Supported Cooperative Work and Social Computing* (Minneapolis, MN, USA) (CSCW '23 Companion). Association for Computing Machinery, New York, NY, USA, 122–125. <https://doi.org/10.1145/3584931.3606968>
- [3] Franco Amati and Susan E Brennan. 2018. Eye gaze as a cue for recognizing intention and coordinating joint action. *Eye-tracking in interaction* (2018), 21–46.
- [4] Nicole Anderson. 2021. Accessibility challenges of video conferencing technology. In *Design, Operation and Evaluation of Mobile Communications: Second International Conference, MOBILE 2021, Held as Part of the 23rd HCI International Conference, HCII 2021, Virtual Event, July 24–29, 2021, Proceedings 23*. Springer, 185–194.
- [5] Sean Andrist, Wesley Collier, Michael Gleicher, Bilge Mutlu, and David Shaffer. 2015. Look together: Analyzing gaze coordination with epistemic network analysis. *Frontiers in psychology* 6 (2015), 144911.
- [6] Oya Aran and Daniel Gatica-Perez. 2013. One of a kind: inferring personality impressions in meetings. In *Proceedings of the 15th ACM on International Conference on Multimodal Interaction* (Sydney, Australia) (ICMI '13). Association for Computing Machinery, New York, NY, USA, 11–18. <https://doi.org/10.1145/2522848.2522859>
- [7] Lidia Auret and Chris Aldrich. 2012. Interpretation of nonlinear relationships between process variables by use of random forests. *Minerals Engineering* 35 (2012), 27–42.
- [8] Jeremy N Bailenson and Nick Yee. 2005. Digital chameleons: Automatic assimilation of nonverbal gestures in immersive virtual environments. *Psychological science* 16, 10 (2005), 814–819.
- [9] Miguel Barreda-Ángeles, Sophie Horneber, and Tilo Hartmann. 2023. Easily applicable social virtual reality and social presence in online higher education during the covid-19 pandemic: A qualitative study. *Computers & Education: X Reality* 2 (2023), 100024. <https://doi.org/10.1016/j.cexr.2023.100024>
- [10] Camiel J. Beukeboom, Martin Tanis, and Ivar E. Vermeulen. 2013. The Language of Extraversion: Extraverted People Talk More Abstractly, Introverts Are More Concrete. *Journal of Language and Social Psychology* 32, 2 (2013), 191–201. <https://doi.org/10.1177/0261927X12460844>
- [11] Rok Blagus and Lara Lusa. 2017. Gradient boosting for high-dimensional prediction of rare events. *Computational Statistics & Data Analysis* 113 (2017), 19–37. <https://doi.org/10.1016/j.csda.2016.07.016>
- [12] Andrea Bönsch, Alexander R. Bluhm, Jonathan Ehret, and Torsten W. Kuhlen. 2020. Inferring a User's Intent on Joining or Passing by Social Groups. In *Proceedings of the 20th ACM International Conference on Intelligent Virtual Agents* (Virtual Event, Scotland, UK) (IVA '20). Association for Computing Machinery, New York, NY, USA, Article 10, 8 pages. <https://doi.org/10.1145/3383652.3423862>
- [13] Estelle Campione and Jean Véronis. 2002. A large-scale multilingual study of silent pause duration. In *Proc. Speech Prosody 2002*. 199–202. <https://doi.org/10.21437/SpeechProsody.2002-35>
- [14] Hancheng Cao, Vivian Yang, Victor Chen, Yu Jin Lee, Lydia Stone, N'godjigui Junior Diarrassouba, Mark E. Whiting, and Michael S. Bernstein. 2021. My Team Will Go On: Differentiating High and Low Viability Teams through Team Interaction. *Proc. ACM Hum.-Comput. Interact.* 4, CSCW3, Article 230 (jan 2021), 27 pages. <https://doi.org/10.1145/3432929>
- [15] Jiadong Chen, Chenghao Gu, Jiayi Zhang, Zhankun Liu, and Shin 'ichi Konomi. 2024. Sensing the Intentions to Speak in VR Group Discussions. *Sensors* 24, 2 (2024), 362.
- [16] Mathieu Chollet, Pranav Ghate, Catherine Neubauer, and Stefan Scherer. 2018. Influence of Individual Differences when Training Public Speaking with Virtual Audiences. In *Proceedings of the 18th International Conference on Intelligent Virtual Agents* (Sydney, NSW, Australia) (IVA '18). Association for Computing Machinery, New York, NY, USA, 1–7. <https://doi.org/10.1145/3267851.3267874>

- [17] Cyan DeVeaux, David M. Markowitz, Eegy Han, Mark Roman Miller, Jeffrey T. Hancock, and Jeremy N. Bailenson. 0. Presence and Pronouns: An Exploratory Investigation into the Language of Social VR. *Journal of Language and Social Psychology* 0, 0 (0), 0261927X241248646. <https://doi.org/10.1177/0261927X241248646>
- [18] Cyan DeVeaux, David M. Markowitz, Eegy Han, Mark Roman Miller, Jeffrey T. Hancock, and Jeremy N. Bailenson. 2023. Descriptive Linguistic Patterns of Group Conversations in VR. In *2023 IEEE Conference on Virtual Reality and 3D User Interfaces Abstracts and Workshops (VRW)*. 785–786. <https://doi.org/10.1109/VRW58643.2023.00235>
- [19] Pedregosa Fabian. 2011. Scikit-learn: Machine learning in Python. *Journal of machine learning research* 12 (2011), 2825.
- [20] Guo Freeman, Samaneh Zamanifard, Divine Maloney, and Dane Acena. 2022. Disturbing the Peace: Experiencing and Mitigating Emerging Harassment in Social Virtual Reality. *Proc. ACM Hum.-Comput. Interact.* 6, CSCW1, Article 85 (apr 2022), 30 pages. <https://doi.org/10.1145/3512932>
- [21] Guido Friebel, Marie Lalanne, Bernard Richter, Peter Schwarzmamm, and Paul Seabright. 2021. Gender differences in social interactions. *Journal of Economic Behavior & Organization* 186 (2021), 33–45.
- [22] Julian Frommel, Valentin Sagl, Ansgar E. Depping, Colby Johanson, Matthew K. Miller, and Regan L. Mandryk. 2020. Recognizing Affiliation: Using Behavioural Traces to Predict the Quality of Social Interactions in Online Games. In *Proceedings of the 2020 CHI Conference on Human Factors in Computing Systems (CHI '20)*. Association for Computing Machinery, New York, NY, USA, 1–16. <https://doi.org/10.1145/3313831.3376446>
- [23] Cesare Furlanello, Markus Neteler, Stefano Merler, Stefano Menegon, Steno Fontanari, Angela Donini, Annapaola Rizzoli, and C Chemini. 2003. GIS and the random forest predictor: Integration in R for tick-borne disease risk assessment. In *Proceedings of DSC*. Citeseer, 2.
- [24] Samuel D Gosling, Peter J Rentfrow, and William B Swann Jr. 2003. A very brief measure of the Big-Five personality domains. *Journal of Research in personality* 37, 6 (2003), 504–528.
- [25] Lauren V Hadley, William M Whitmer, W Owen Brimijoin, and Graham Naylor. 2021. Conversation in small groups: Speaking and listening strategies depend on the complexities of the environment and group. *Psychonomic bulletin & review* 28 (2021), 632–640.
- [26] Eegy Han and Jeremy N. Bailenson. 2024. Lessons for/in virtual classrooms: designing a model for classrooms inside virtual reality. *Communication Education* 73, 2 (2024), 234–243. <https://doi.org/10.1080/03634523.2024.2312879>
- [27] Eegy Han, Cyan DeVeaux, Jeffrey T. Hancock, Nilam Ram, Gabriella M. Harari, and Jeremy N. Bailenson. 2024. The influence of spatial dimensions of virtual environments on attitudes and nonverbal behaviors during social interactions. *Journal of Environmental Psychology* 95 (2024), 102269. <https://doi.org/10.1016/j.jenvp.2024.102269>
- [28] Eegy Han, Mark R Miller, Cyan DeVeaux, Hanseul Jun, Kristine L Nowak, Jeffrey T Hancock, Nilam Ram, and Jeremy N Bailenson. 2023. People, places, and time: a large-scale, longitudinal study of transformed avatars and environmental context in group interaction in the metaverse. *Journal of Computer-Mediated Communication* 28, 2 (01 2023), zmac031. <https://doi.org/10.1093/jcmc/zmac031> arXiv:<https://academic.oup.com/jcmc/article-pdf/28/2/zmac031/48520441/zmac031.pdf>
- [29] Hong Han, Xiaoling Guo, and Hua Yu. 2016. Variable selection using Mean Decrease Accuracy and Mean Decrease Gini based on Random Forest. In *2016 7th IEEE International Conference on Software Engineering and Service Science (ICSESS)*. 219–224. <https://doi.org/10.1109/ICSESS.2016.7883053>
- [30] Peter A. Heeman and Rebecc Lunsford. 2015. Can overhearers predict who will speak next?. In *Turn-Taking and Coordination in Human-Machine Interaction - Papers from the AAAI Spring Symposium, Technical Report (AAAI Spring Symposium - Technical Report)*. AI Access Foundation, 30–35. Publisher Copyright: Copyright © 2015, Association for the Advancement of Artificial Intelligence (www.aaai.org). All rights reserved.; 2015 AAAI Spring Symposium ; Conference date: 23-03-2015 Through 25-03-2015.
- [31] Tina Iachini, Yann Coello, Francesca Frassinetti, and Gennaro Ruggiero. 2014. Body space in social interactions: a comparison of reaching and comfort distance in immersive virtual reality. *PLoS one* 9, 11 (2014), e111511.
- [32] Tina Iachini, Yann Coello, Francesca Frassinetti, Vincenzo Paolo Senese, Francesco Galante, and Gennaro Ruggiero. 2016. Peripersonal and interpersonal space in virtual and real environments: Effects of gender and age. *Journal of Environmental Psychology* 45 (2016), 154–164.
- [33] Ryo Ishii, Shiro Kumano, and Kazuhiro Otsuka. 2016. Analyzing mouth-opening transition pattern for predicting next speaker in multi-party meetings. In *Proceedings of the 18th ACM International Conference on Multimodal Interaction (Tokyo, Japan) (ICMI '16)*. Association for Computing Machinery, New York, NY, USA, 209–216. <https://doi.org/10.1145/2993148.2993189>
- [34] Ryo Ishii, Shiro Kumano, and Kazuhiro Otsuka. 2017. Prediction of Next-Utterance Timing using Head Movement in Multi-Party Meetings. In *Proceedings of the 5th International Conference on Human Agent Interaction (Bielefeld, Germany) (HAI '17)*. Association for Computing Machinery, New York, NY, USA, 181–187. <https://doi.org/10.1145/3125739.3125765>

- [35] Ryo Ishii, Kazuhiro Otsuka, Shiro Kumano, and Junji Yamato. 2016. Prediction of Who Will Be the Next Speaker and When Using Gaze Behavior in Multiparty Meetings. *ACM Trans. Interact. Intell. Syst.* 6, 1, Article 4 (may 2016), 31 pages. <https://doi.org/10.1145/2757284>
- [36] Ryo Ishii, Kazuhiro Otsuka, Shiro Kumano, and Junji Yamato. 2016. Using Respiration to Predict Who Will Speak Next and When in Multiparty Meetings. *ACM Trans. Interact. Intell. Syst.* 6, 2, Article 20 (aug 2016), 20 pages. <https://doi.org/10.1145/2946838>
- [37] Alexei V Ivanov, Giuseppe Riccardi, Adam J Sporka, and Jakub Franc. 2011. Recognition of personality traits from human spoken conversations. In *Twelfth annual conference of the international speech communication association*.
- [38] Allison Jing, Kieran May, Brandon Matthews, Gun Lee, and Mark Billinghurst. 2022. The Impact of Sharing Gaze Behaviours in Collaborative Mixed Reality. *Proc. ACM Hum.-Comput. Interact.* 6, CSCW2, Article 463 (nov 2022), 27 pages. <https://doi.org/10.1145/3555564>
- [39] Kristiina Jokinen, Hirohisa Furukawa, Masafumi Nishida, and Seiichi Yamamoto. 2013. Gaze and turn-taking behavior in casual conversational interactions. *ACM Trans. Interact. Intell. Syst.* 3, 2, Article 12 (aug 2013), 30 pages. <https://doi.org/10.1145/2499474.2499481>
- [40] Kristiina Jokinen, Masafumi Nishida, and Seiichi Yamamoto. 2009. Eye-gaze experiments for conversation monitoring. In *Proceedings of the 3rd International Universal Communication Symposium (Tokyo, Japan) (IUCS '09)*. Association for Computing Machinery, New York, NY, USA, 303–308. <https://doi.org/10.1145/1667780.1667843>
- [41] Onno P. Kampman, Elham J. Barezi, Dario Bertero, and Pascale Fung. 2018. Investigating Audio, Video, and Text Fusion Methods for End-to-End Automatic Personality Prediction. In *Annual Meeting of the Association for Computational Linguistics*.
- [42] Adam Kendon and Mark Cook. 1969. The consistency of gaze patterns in social interaction. *British Journal of Psychology* 60, 4 (1969), 481–494.
- [43] Nikola Kovačević, Christian Holz, Tobias Günther, Markus Gross, and Rafael Wampfler. 2023. Personality Trait Recognition Based on Smartphone Typing Characteristics in the Wild. *IEEE Transactions on Affective Computing* (2023).
- [44] Raja S. Kushalnagar and Christian Vogler. 2020. Teleconference Accessibility and Guidelines for Deaf and Hard of Hearing Users. In *Proceedings of the 22nd International ACM SIGACCESS Conference on Computers and Accessibility (ASSETS '20)*. Association for Computing Machinery, New York, NY, USA, Article 9, 6 pages. <https://doi.org/10.1145/3373625.3417299>
- [45] Grete Helena Kütt, Teerapaun Tanprasert, Jay Rodolitz, Bernardo Moyza, Samuel So, Georgia Kenderova, and Alexandra Papoutsaki. 2020. Effects of Shared Gaze on Audio- Versus Text-Based Remote Collaborations. *Proc. ACM Hum.-Comput. Interact.* 4, CSCW2, Article 136 (oct 2020), 25 pages. <https://doi.org/10.1145/3415207>
- [46] Meng-Chen Lee, Mai Trinh, and Zhigang Deng. 2023. Multimodal Turn Analysis and Prediction for Multi-party Conversations. In *Proceedings of the 25th International Conference on Multimodal Interaction (ICMI '23)*. Association for Computing Machinery, New York, NY, USA, 436–444. <https://doi.org/10.1145/3577190.3614139>
- [47] Sinae Lee, Jangwoon Park, and Dugan Um. 2021. Speech Characteristics as Indicators of Personality Traits. *Applied Sciences* 11, 18 (2021). <https://doi.org/10.3390/app11188776>
- [48] Bruno Lepri, Ramanathan Subramanian, Kyriaki Kalimeri, Jacopo Staiano, Fabio Pianesi, and Nicu Sebe. 2010. Employing social gaze and speaking activity for automatic determination of the Extraversion trait. In *International Conference on Multimodal Interfaces and the Workshop on Machine Learning for Multimodal Interaction (Beijing, China) (ICMI-MLMI '10)*. Association for Computing Machinery, New York, NY, USA, Article 7, 8 pages. <https://doi.org/10.1145/1891903.1891913>
- [49] David Lindlbauer, Anna Maria Feit, and Otmar Hilliges. 2019. Context-Aware Online Adaptation of Mixed Reality Interfaces. In *Proceedings of the 32nd Annual ACM Symposium on User Interface Software and Technology (New Orleans, LA, USA) (UIST '19)*. Association for Computing Machinery, New York, NY, USA, 147–160. <https://doi.org/10.1145/3332165.3347945>
- [50] Shimeng Liu, Yoshitaka Nakajima, Lihan Chen, Sophia Arndt, Maki Kakizoe, Mark A Elliott, and Gerard B Remijn. 2022. How pause duration influences impressions of English speech: Comparison between native and non-native speakers. *Frontiers in psychology* 13 (2022), 778018.
- [51] Tiffany Luong and Christian Holz. 2022. Characterizing physiological responses to fear, frustration, and insight in virtual reality. *IEEE Transactions on Visualization and Computer Graphics* 28, 11 (2022), 3917–3927.
- [52] Torsten Maier, Nicolas F Soria Zurita, Elizabeth Starkey, Daniel Spillane, Christopher McComb, and Jessica Menold. 2022. Comparing human and cognitive assistant facilitated brainstorming sessions. *Journal of Engineering Design* 33, 4 (2022), 259–283.
- [53] Divine Maloney, Guo Freeman, and Donghee Yvette Wohn. 2020. "Talking without a Voice": Understanding Non-verbal Communication in Social Virtual Reality. *Proc. ACM Hum.-Comput. Interact.* 4, CSCW2, Article 175 (oct 2020), 25 pages. <https://doi.org/10.1145/3415246>

- [54] Marianne Schmid Mast. 2002. Dominance as expressed and inferred through speaking time: A meta-analysis. *Human Communication Research* 28, 3 (2002), 420–450.
- [55] Mark Roman Miller, Cyan DeVeaux, Eugy Han, Nilam Ram, and Jeremy N. Bailenson. 2023. A Large-Scale Study of Proxemics and Gaze in Groups. In *2023 IEEE Conference Virtual Reality and 3D User Interfaces (VR)*. 409–417. <https://doi.org/10.1109/VR55154.2023.00056>
- [56] Mark Roman Miller, Eugy Han, Cyan DeVeaux, Eliot Jones, Ryan Chen, and Jeremy N Bailenson. 2023. A large-scale study of personal identifiability of virtual reality motion over time. *arXiv preprint arXiv:2303.01430* (2023).
- [57] Mark Roman Miller, Fernanda Herrera, Hanseul Jun, James A Landay, and Jeremy N Bailenson. 2020. Personal identifiability of user tracking data during observation of 360-degree VR video. *Scientific Reports* 10, 1 (2020), 17404.
- [58] Mark Roman Miller, Neeraj Sonalkar, Ade Mabogunje, Larry Leifer, and Jeremy Bailenson. 2021. Synchrony within Triads using Virtual Reality. *Proc. ACM Hum.-Comput. Interact.* 5, CSCW2, Article 400 (oct 2021), 27 pages. <https://doi.org/10.1145/3479544>
- [59] Robert Miller, Natasha Kholgade Banerjee, and Sean Banerjee. 2022. Temporal effects in motion behavior for virtual reality (vr) biometrics. In *2022 IEEE Conference on Virtual Reality and 3D User Interfaces (VR)*. IEEE, 563–572.
- [60] Alec G. Moore, Ryan P. McMahan, Hailiang Dong, and Nicholas Ruozzi. 2021. Personal Identifiability and Obfuscation of User Tracking Data From VR Training Sessions. In *2021 IEEE International Symposium on Mixed and Augmented Reality (ISMAR)*. 221–228. <https://doi.org/10.1109/ISMAR52148.2021.00037>
- [61] Fares Moustafa and Anthony Steed. 2018. A longitudinal study of small group interaction in social virtual reality. In *Proceedings of the 24th ACM Symposium on Virtual Reality Software and Technology (Tokyo, Japan) (VRST '18)*. Association for Computing Machinery, New York, NY, USA, Article 22, 10 pages. <https://doi.org/10.1145/3281505.3281527>
- [62] Arne Nagels, Tilo Kircher, Miriam Steines, and Benjamin Straube. 2015. Feeling addressed! The role of body orientation and co-speech gesture in social communication. *Human brain mapping* 36, 5 (2015), 1925–1936.
- [63] Vivek Nair, Wenbo Guo, Justus Mattern, Rui Wang, James F O'Brien, Louis Rosenberg, and Dawn Song. 2023. Unique identification of 50,000+ virtual reality users from head & hand motion data. In *32nd USENIX Security Symposium (USENIX Security 23)*. 895–910.
- [64] Yukiko I. Nakano and Ryo Ishii. 2010. Estimating user's engagement from eye-gaze behaviors in human-agent conversations. In *Proceedings of the 15th International Conference on Intelligent User Interfaces (Hong Kong, China) (IUI '10)*. Association for Computing Machinery, New York, NY, USA, 139–148. <https://doi.org/10.1145/1719970.1719990>
- [65] Nasser Nassiri, Norman Powell, and David Moore. 2010. Human interactions and personal space in collaborative virtual environments. *Virtual reality* 14 (2010), 229–240.
- [66] Alexey Natekin and Alois Knoll. 2013. Gradient boosting machines, a tutorial. *Frontiers in neurorobotics* 7 (2013), 21.
- [67] Kristin K Nicodemus. 2011. On the stability and ranking of predictors from random forest variable importance measures. *Briefings in bioinformatics* 12, 4 (2011), 369–373.
- [68] Catherine Oh Kruzic, David Kruzic, Fernanda Herrera, and Jeremy Bailenson. 2020. Facial expressions contribute more than body movements to conversational outcomes in avatar-mediated virtual environments. *Scientific reports* 10, 1 (2020), 20626.
- [69] Jangwoon Park, Sinae Lee, Kimberly Brotherton, Dugan Um, and Jaehyun Park. 2020. Identification of Speech Characteristics to Distinguish Human Personality of Introversive and Extroversive Male Groups. *International Journal of Environmental Research and Public Health* 17, 6 (2020). <https://doi.org/10.3390/ijerph17062125>
- [70] Kevin C Parker. 1988. Speaking turns in small group interaction: A context-sensitive event sequence model. *Journal of Personality and Social Psychology* 54, 6 (1988), 965.
- [71] Zhongling Pi, Ke Xu, Caixia Liu, and Jiumin Yang. 2020. Instructor presence in video lectures: Eye gaze matters, but not body orientation. *Computers & Education* 144 (2020), 103713.
- [72] Huajian Qiu, Paul Strelly, Tiffany Luong, Christoph Gebhardt, and Christian Holz. 2023. ViGather: Inclusive Virtual Conferencing with a Joint Experience Across Traditional Screen Devices and Mixed Reality Headsets. *Proc. ACM Hum.-Comput. Interact.* 7, MHCI, Article 232 (sep 2023), 27 pages. <https://doi.org/10.1145/3604279>
- [73] Anna C. M. Queiroz, Géraldine Fauville, Adina T. Abeles, Aaron Levett, and Jeremy N. Bailenson. 2023. The Efficacy of Virtual Reality in Climate Change Education Increases with Amount of Body Movement and Message Specificity. *Sustainability* 15, 7 (2023). <https://doi.org/10.3390/su15075814>
- [74] Stéphane Raffard, Robin N Salses, Catherine Bortolon, Benoit G Bardy, José Henriques, Ludovic Marin, Didier Stricker, and Delphine Capdevielle. 2018. Using mimicry of body movements by a virtual agent to increase synchronization behavior and rapport in individuals with schizophrenia. *Scientific reports* 8, 1 (2018), 17356.
- [75] Ronald W Ramsay. 1968. Speech patterns and personality. *Language and Speech* 11, 1 (1968), 54–63.
- [76] Daniel Roth, Gary Bente, Peter Kullmann, David Mal, Chris Felix Purps, Kai Vogeley, and Marc Erich Latoschik. 2019. Technologies for Social Augmentations in User-Embodied Virtual Reality. In *Proceedings of the 25th ACM Symposium on Virtual Reality Software and Technology (Parramatta, NSW, Australia) (VRST '19)*. Association for Computing

- Machinery, New York, NY, USA, Article 5, 12 pages. <https://doi.org/10.1145/3359996.3364269>
- [77] Daniel Roth, Constantin Klelnbeck, Tobias Feigl, Christopher Mutschler, and Marc Erich Latoschik. 2018. Beyond Replication: Augmenting Social Behaviors in Multi-User Virtual Realities. In *2018 IEEE Conference on Virtual Reality and 3D User Interfaces (VR)*. 215–222. <https://doi.org/10.1109/VR.2018.8447550>
- [78] Niloufar Salehi and Michael S. Bernstein. 2018. Hive: Collective Design Through Network Rotation. *Proc. ACM Hum.-Comput. Interact.* 2, CSCW, Article 151 (nov 2018), 26 pages. <https://doi.org/10.1145/3274420>
- [79] Emanuel A Schegloff. 2000. Overlapping talk and the organization of turn-taking for conversation. *Language in society* 29, 1 (2000), 1–63.
- [80] Kelsea Schulenberg, Guo Freeman, Lingyuan Li, and Catherine Barwulor. 2023. "Creepy Towards My Avatar Body, Creepy Towards My Body": How Women Experience and Manage Harassment Risks in Social Virtual Reality. *Proc. ACM Hum.-Comput. Interact.* 7, CSCW2, Article 236 (oct 2023), 29 pages. <https://doi.org/10.1145/3610027>
- [81] Azin Semsar, Hannah McGowan, Yuanyuan Feng, H. Reza Zahiri, Adrian Park, Andrea Kleinsmith, and Helena M. Mentis. 2020. Quality of and Attention to Instructions in Telementoring. *Proc. ACM Hum.-Comput. Interact.* 4, CSCW2, Article 165 (oct 2020), 21 pages. <https://doi.org/10.1145/3415236>
- [82] Lucas M. Seuren, Joseph Wherton, Trisha Greenhalgh, and Sara E. Shaw. 2021. Whose turn is it anyway? Latency and the organization of turn-taking in video-mediated interaction. *Journal of Pragmatics* 172 (2021), 63–78. <https://doi.org/10.1016/j.pragma.2020.11.005>
- [83] Yu Sheng. 2021. How the function of video-conference software, Zoom, interfere with turn-taking in the online classroom?. In *2021 International Conference on Education, Information Management and Service Science (EIMSS)*. 209–215. <https://doi.org/10.1109/EIMSS53851.2021.00052>
- [84] Harrison Jesse Smith and Michael Neff. 2018. Communication Behavior in Embodied Virtual Reality. In *Proceedings of the 2018 CHI Conference on Human Factors in Computing Systems (CHI '18)*. Association for Computing Machinery, New York, NY, USA, 1–12. <https://doi.org/10.1145/3173574.3173863>
- [85] Mitchell S Sommers and Joe Barcroft. 2006. Stimulus variability and the phonetic relevance hypothesis: Effects of variability in speaking style, fundamental frequency, and speaking rate on spoken word identification. *The Journal of the Acoustical Society of America* 119, 4 (2006), 2406–2416.
- [86] Philipp Stark, Alexander J. Jung, Jens-Uwe Hahn, Enkelejda Kasneci, and Richard Göllner. 2024. Using Gaze Transition Entropy to Detect Classroom Discourse in a Virtual Reality Classroom. In *Proceedings of the 2024 Symposium on Eye Tracking Research and Applications (ETRA '24)*. Association for Computing Machinery, New York, NY, USA, Article 23, 11 pages. <https://doi.org/10.1145/3649902.3653335>
- [87] Frank Steinicke, Nale Lehmann-Willenbrock, and Annika Luisa Meinecke. 2020. A First Pilot Study to Compare Virtual Group Meetings using Video Conferences and (Immersive) Virtual Reality. In *Proceedings of the 2020 ACM Symposium on Spatial User Interaction (Virtual Event, Canada) (SUI '20)*. Association for Computing Machinery, New York, NY, USA, Article 19, 2 pages. <https://doi.org/10.1145/3385959.3422699>
- [88] Yilu Sun, Omar Shaikh, and Andrea Stevenson Won. 2019. Nonverbal synchrony in virtual reality. *PLoS one* 14, 9 (2019), e0221803.
- [89] Bronwyn Tarr, Mel Slater, and Emma Cohen. 2018. Synchrony and social connection in immersive virtual reality. *Scientific reports* 8, 1 (2018), 3693.
- [90] Yla R Tausczik and James W Pennebaker. 2010. The psychological meaning of words: LIWC and computerized text analysis methods. *Journal of language and social psychology* 29, 1 (2010), 24–54.
- [91] Roel Vertegaal, Robert Slagter, Gerrit van der Veer, and Anton Nijholt. 2001. Eye gaze patterns in conversations: there is more to conversational agents than meets the eyes. In *Proceedings of the SIGCHI Conference on Human Factors in Computing Systems (Seattle, Washington, USA) (CHI '01)*. Association for Computing Machinery, New York, NY, USA, 301–308. <https://doi.org/10.1145/365024.365119>
- [92] Rafael Wampfler, Severin Klingler, Barbara Solenthaler, Victor R Schinazi, Markus Gross, and Christian Holz. 2022. Affective state prediction from smartphone touch and sensor data in the wild. In *Proceedings of the 2022 CHI Conference on Human Factors in Computing Systems*. 1–14.
- [93] Cheng Yao Wang, Mose Sakashita, Upol Ehsan, Jingjin Li, and Andrea Stevenson Won. 2020. Again, Together: Socially Reliving Virtual Reality Experiences When Separated. In *Proceedings of the 2020 CHI Conference on Human Factors in Computing Systems (CHI '20)*. Association for Computing Machinery, New York, NY, USA, 1–12. <https://doi.org/10.1145/3313831.3376642>
- [94] Cheng Yao Wang, Sandhya Sriram, and Andrea Stevenson Won. 2021. Shared Realities: Avatar Identification and Privacy Concerns in Reconstructed Experiences. *Proc. ACM Hum.-Comput. Interact.* 5, CSCW2, Article 337 (oct 2021), 25 pages. <https://doi.org/10.1145/3476078>
- [95] Portia Wang and Jeremy Bailenson. [n. d.]. Virtual reality as a research tool. In *Routledge Handbook of Communication and Social Cognition*. Routledge/Taylor and Francis.

- [96] Portia Wang, Mark R. Miller, and Jeremy N. Bailenson. 2023. The Belated Guest: Exploring the Design Space for Transforming Asynchronous Social Interactions in Virtual Reality. In *2023 IEEE Conference on Virtual Reality and 3D User Interfaces Abstracts and Workshops (VRW)*. 617–618. <https://doi.org/10.1109/VRW58643.2023.00151>
- [97] Portia Wang, Mark R Miller, Eugy Han, Cyan DeVeaux, and Jeremy N Bailenson. 2024. Understanding virtual design behaviors: A large-scale analysis of the design process in Virtual Reality. *Design Studies* 90 (2024), 101237.
- [98] Portia Wang, Mark R. Miller, Anna C.M. Queiroz, and Jeremy N. Bailenson. 2024. Socially Late, Virtually Present: The Effects of Transforming Asynchronous Social Interactions in Virtual Reality. In *Proceedings of the 2024 CHI Conference on Human Factors in Computing Systems* (Honolulu, HI, USA) (*CHI '24*). Association for Computing Machinery, New York, NY, USA. <https://doi.org/10.1145/3613904.3642244>
- [99] Julie Williamson, Jie Li, Vinoba Vinayagamoorthy, David A. Shamma, and Pablo Cesar. 2021. Proxemics and Social Interactions in an Instrumented Virtual Reality Workshop. In *Proceedings of the 2021 CHI Conference on Human Factors in Computing Systems (CHI '21)*. Association for Computing Machinery, New York, NY, USA, Article 253, 13 pages. <https://doi.org/10.1145/3411764.3445729>
- [100] Jue Wu, Junyi Ma, Yasha Wang, and Jiangtao Wang. 2021. Understanding and Predicting the Burst of Burnout via Social Media. *Proc. ACM Hum.-Comput. Interact.* 4, CSCW3, Article 265 (jan 2021), 27 pages. <https://doi.org/10.1145/3434174>
- [101] Zonghan Wu, Shirui Pan, Fengwen Chen, Guodong Long, Chengqi Zhang, and Philip S. Yu. 2021. A Comprehensive Survey on Graph Neural Networks. *IEEE Transactions on Neural Networks and Learning Systems* 32, 1 (2021), 4–24. <https://doi.org/10.1109/TNNLS.2020.2978386>
- [102] Fengli Xu, Zhenyu Han, Jinghua Piao, and Yong Li. 2019. "I Think You'll Like It": Modelling the Online Purchase Behavior in Social E-commerce. *Proc. ACM Hum.-Comput. Interact.* 3, CSCW, Article 65 (nov 2019), 23 pages. <https://doi.org/10.1145/3359167>
- [103] Yong Yu, Xiaosheng Si, Changhua Hu, and Jianxun Zhang. 2019. A review of recurrent neural networks: LSTM cells and network architectures. *Neural computation* 31, 7 (2019), 1235–1270.

A Descriptions of Weekly Group Activities

Table 5. Descriptions of Weekly Group Discussion and Activities.

Week	Topic	Discussion Agenda Items & Prompts
1	Accessibility	<ul style="list-style-type: none"> • Introduce yourself (i.e., name, year, major, what are you most excited about learning in this class, favorite thing you have done in VR) • Talk through the preliminary ideas for your “Built VR world/scene” project • Discuss accessibility within the context of ENGAGE (e.g., what are the constraints?) • List things that ENGAGE does well vs. does not do well (e.g., using sticky notes)
2	Avatars	<ul style="list-style-type: none"> • Consider the templates of storyboards we’ve provided for your storyboard assignment. What are some elements you are considering including in your storyboard? How do you plan on using the affordances unique to VR, such as presence, the ability to move around in 3D space, spatialized sound, etc.? Are you planning on showcasing this in your storyboard? • Reimagine what your avatar would look like. Either draw an avatar that you wish represents you or an avatar you would like to embody. This can, but doesn’t have to, be a human avatar. • Show-and-tell for created designs
3	Medical	<ul style="list-style-type: none"> • Consider the medical applications we learned in the readings, class, and meditation AltspaceVR journey. What was the most surprising, promising, or concerning? How does this class change your perception of using VR for medical purposes? • Collaboratively work with your group members to create a meditation room or a safe space using any of the ENGAGE tools (e.g., 3D pen, IFX, sticky notes)
4	Education	<ul style="list-style-type: none"> • Consider a target audience/population (e.g., students of a certain age group, students with a certain learning disability, older students). • Consider a goal (e.g., retaining factual information, having students experience something) • Consider a topic of interest (e.g., language, STEM, social skills) • Collaboratively work with your group members to create a meditation room or a safe space using any of the ENGAGE tools (e.g., 3D pen, IFX, sticky notes)

B Feature Importance for All Features

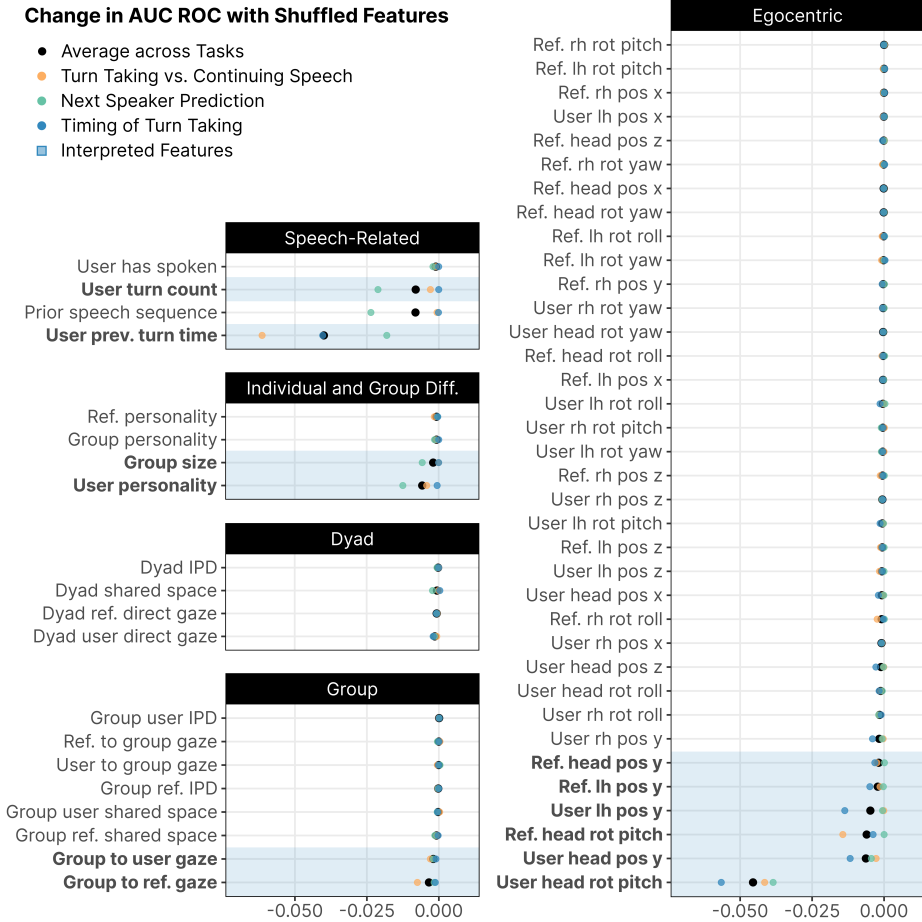


Fig. 6. Feature Importance Analysis. Each panel reports the change in AUC of the ROC after shuffling features across the three prediction tasks for a given feature group. Black dots denote the average drop in accuracy across three tasks. Features within each panel are ordered in increasing average drop in accuracy from top to bottom. Bolded features and their corresponding rows with light blue backgrounds indicate features that are further interpreted in Section 4.3. IPD = interpersonal distance; Ref. = reference user; lh = left hand; rh = right hand.

C Two-Variable Partial Dependence Plots for Maximum Upward and Downward Speed for Head Pitch

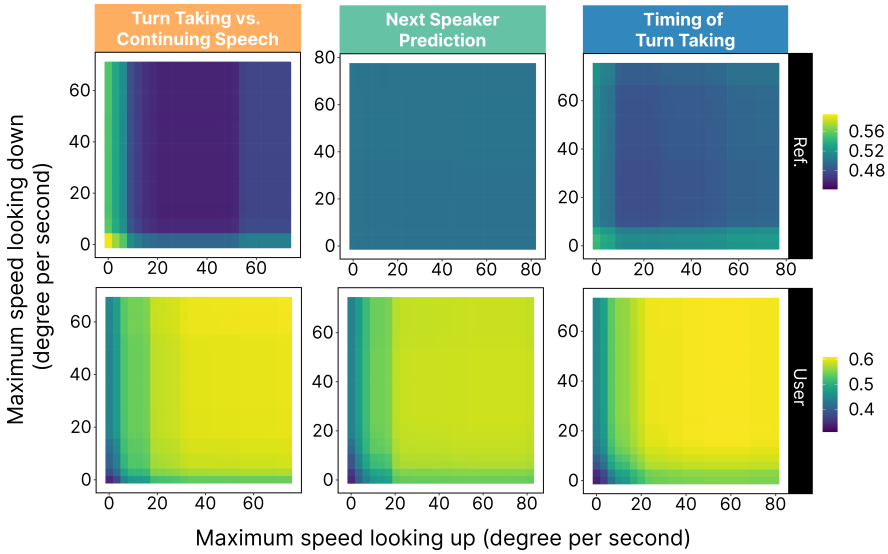


Fig. 7. Two-Variable Partial Dependence Plots for Maximum Speed for Head Pitch. The y- and x- axes quantify the maximum speed of the user looking downward and upward, respectively. The y-axis represents values for the maximum head pitch velocity and the x-axis represents values for the minimum head pitch velocity. We negated the original velocity values in the x-axis so that greater values in both axes represent greater instantaneous rotation. The plotted values denote the average probability estimates after setting the two features to their corresponding values based on their coordinates. Ref. = reference user.

Our results indicated that the extent to which an individual rotates their head in the pitch axis (i.e., velocity upward, velocity downward) is helpful in predicting speaking intentions. To understand how the features for upward head rotation (i.e., minimum head pitch velocity) and downward head rotation (i.e., maximum head pitch velocity) are related, we created two-variable partial dependence plots. Similar to the partial dependence plots we presented in Figures 4 and 5, two-variable partial dependence is derived by first varying the values to the two features and then calculating the average probability estimates of the trained model after this procedure.

Figure 7 shows the probability estimates after varying the extent of head pitch rotation for the reference and main users across the three tasks. Notably, we see that for all tasks, the combination of greater maximum speed in looking both upward and downward for the main user yielded higher probability of main user speaking intentions. Visually, it also appears that the probability estimates are noticeably higher when the maximum speeds for looking upward and downward are both greater than ≈ 10 degrees per second. This suggests that motions that yield “high enough” values of upward and downward pitch velocities (e.g., nodding) can be indicative of greater speaking intentions. The reverse is true for the tasks of continuing speech vs. turn transition and timing of turn transition regarding the previous speaker, with greater amount of upward and downward head rotation for the previous speaker being associated with smaller probability estimates for the main user’s speaking intentions. There was no distinct pattern observed for the previous speaker’s head pitch velocities in predicting the next speaker.