

Supporting Cross-language Cross-project Bug Localization Using Pre-trained Language Models

Mahinthan Chandramohan
Oracle Labs
Brisbane, Australia

Padmanabhan Krishnan
Oracle Labs
Brisbane, Australia

Dai Quoc Nguyen
Oracle Labs
Brisbane, Australia

Jovan Jancic
Oracle Labs
Vienna, Austria

ABSTRACT

Automatically locating a bug within a large codebase remains a significant challenge for developers. Existing techniques often struggle with generalizability and deployment due to their reliance on application-specific data and large model sizes.

This paper proposes a novel pre-trained language model (PLM) based technique for bug localization that transcends project and language boundaries. Our approach leverages contrastive learning to enhance the representation of bug reports and source code. It then utilizes a novel ranking approach that combines commit messages and code segments. Additionally, we introduce a knowledge distillation technique that reduces model size for practical deployment without compromising performance.

This paper presents several key benefits. By incorporating code segment and commit message analysis alongside traditional file-level examination, our technique achieves better bug localization accuracy. Furthermore, our model excels at generalizability – trained on code from various projects and languages, it can effectively identify bugs in unseen codebases. To address computational limitations, we propose a CPU-compatible solution.

Our approach demonstrates great performance. On average, there is a 73-80% chance of identifying at least one correct bug location within the top 10 results for cross-language scenarios, and a 55-87% chance for cross-projects scenarios. Notably, this is achieved without fine-tuning the model on the specific datasets evaluated. The proposed fine-tuning and ranking algorithms significantly outperform off-the-shelf PLMs for bug localization. Finally, our distillation technique achieves performance comparable to the original model while offering a 4x reduction in embedding generation time. In essence, this work presents a highly effective, generalizable, and efficient bug localization technique with the potential to real-world deployment.

CCS CONCEPTS

• **Do Not Use This Code** → **Generate the Correct Terms for Your Paper**; *Generate the Correct Terms for Your Paper*; Generate the Correct Terms for Your Paper; Generate the Correct Terms for Your Paper.

KEYWORDS

Automated bug localization, Pre-trained language models, Knowledge distillation

1 INTRODUCTION

Addressing customer reported bugs promptly is crucial for any development team. These bugs could manifest as unexpected behavior, crashes, or incorrect outputs, ultimately hindering software functionality and user experience. However, locating the exact location of a bug within the vast codebase, a process known as bug localization, can be a time-consuming and laborious task. Despite many years of research, bug localization remains a challenging problem [36]. Developers often spend a significant portion of their time manually sifting through lines of code, analyzing logs, and debugging to identify the root cause of the issue [22].

Bug localization within modern software systems presents a significant challenge due to several factors [4, 7, 33]. The sheer size and complexity of codebases, often encompassing millions of lines of code, makes locating the specific buggy segment a daunting task. Additionally, developer expertise can be limited by the domain-specific nature of the software or their unfamiliarity with particular code sections. Furthermore, the effectiveness of bug localization can be hampered by the quality of bug reports. Incomplete or ambiguous reports submitted by users or testers may lack the necessary details or clarity to accurately guide developers towards the root cause. Finally, even well-described bug reports may not exhibit a clear correlation between the bug’s manifestation and its actual location within the source code.

Therefore, automated bug localization techniques have emerged as a vital area of research to address these challenges [4, 5, 7, 33]. These techniques aim to automate, at least partially, the process of pinpointing the source code responsible for a bug report. By leveraging various methodologies, such as machine learning, information retrieval, and code analysis, automated bug localization aims to reduce the time and effort required for developers to locate bugs and improve the efficiency of the bug fixing process.

In recent times, pre-trained language models (PLMs) (e.g., CodeBERT [8], UniXcoder [9]) have become an important trend for code representation learning and produce significant improvement for programming language prediction and classification tasks (e.g., code clone detection [34] and bug localization [37]). State-of-the-art bug localization techniques proposed in the literature are application and language specific. Hence, such techniques do not generalize well to support cross-application, cross-language use cases. Further, pre-trained language model based techniques lack practical deployability. This is because the deploying pre-trained LMs having hundred million parameters requires devices to have appropriate hardware resources such as GPUs which are expensive and hence not available to most of the developers.

However, as pre-trained large language models have recently become an essential trend for code representation learning, we examine pre-trained large language models for cross-project and cross-language bug localization. In this paper, we propose a novel technique to enhance learning better representations of bug reports and source code files, by integrating supervised contrastive learning during fine-tuning of pre-trained large language model and utilizing a simple yet effective method for sampling better negative samples. We also propose a novel ranking technique that leverages code segments and commit message analysis to effectively locate source files, code segments and commits messages relevant to the bug. Finally, to enable practical deployability, we also propose a novel knowledge distillation technique to reduce the model size to make it CPU-compatible without compromising the performance.

The existing approaches [3, 15] consider file-level analysis for bug localization by computing the cosine similarity between the given bug report and the whole project file. However, pre-trained language models has a limited input token size; hence, the models may ignore partial code that is more important and more relevant to the given bug report. To deal with this issue, we consider code segment-level analysis by splitting the given source code file into consecutive code segments, thus enhancing searching relevant files. Further, existing techniques such as FBL-BERT [4] focuses on commit hunk-level analysis to find relevant commit hunks for a given bug report. Our goal is different from FBL-BERT, wherein we consider relevant commit messages for a given bug report to locate relevant source files and code segments. To this end, we combine strong points of both code segment-level and commit message-level analyses to increase bug localization performance in general.

On the other hand, recent bug localization techniques leveraging pre-trained language models require powerful GPUs [4, 7], which are expensive and not widely available. Knowledge distillation techniques have been proposed to address this challenge [12, 26, 29, 32], but they have shortcomings. For example, existing approaches (e.g., TinyBERT [12], and MobileBERT [26]) often consider layer-to-layer distillation using uniform layer mapping. However, [29] show that layer-to-layer distillation mapping leads to over-fit training samples. In addition, in existing techniques, e.g., [29], student model weights are randomly initialized, which is not desired. Further, in existing approaches [12, 32] consider the distillation loss functions only when fine-tuning the student model for task-specific distillation. This restricts the student model to only imitating the behavior of the teacher model, leading to inferior performance.

In this paper we describe our solution to the bug localization problem. That is, our technique helps the developers locate the source files, code segments and commits that are relevant to fix the reported bug [37] because identifying the relevant buggy methods in large code repositories is time-consuming. We further propose a novel knowledge distillation technique to generate a CPU-compatible, scaled-down version of the model.

In summary, contributions of our paper are as follows:

- We developed a novel bug localization technique that identifies relevant files, code segments, and commit messages across projects and languages

Project	# Bugs	Bug ind. Commit	Linked Bugs	Aff. Files	# Add.	# Del.
AspectJ	200	d842c4f	75 (38%)	1,709	332,365	0
JDT	94	c2e080f	32 (34%)	761	206,903	206,903
PDE	60	7523f22	14 (23%)	923	24,761	34,097
SWT	90	281dc95	48 (53%)	678	205,790	205,790
Tomcat	193	eae5441	63 (33%)	1,008	273,329	273,329
ZXing	20	7726e8f	5 (25%)	58	5970	0

Table 1: Summary of projects and their most dominant bug inducing commit found in the changeset-based bug localization dataset as used in [4] and [7]

- We present a contrastive learning based pre-trained language model fine-tuning technique, where we propose a simple yet effective negative sample generation technique.
- We present a novel knowledge distillation technique to reduce the model size without compromising the model performance.
- We show how our techniques generalizes for different applications written in different languages.

2 MOTIVATION

One of the biggest limitations of existing bug localization research, whether based on machine learning [4, 7] or information retrieval (IR) [33], is the requirement for training or fine-tuning on a specific dataset. Unfortunately, such training data is not always readily available for each project where bug localization is needed. This lack of generalizability across projects and languages hinders the practical application of existing techniques in real-world settings.

Furthermore, while recently proposed changeset-based bug localization techniques appear promising in theory, their real-world effectiveness remains questionable. This is primarily due to how developers actually modify codebases. Changesets are ideally small, but this is often not the case in practice. Table 1 (summarizing projects and dominant bug-inducing commits from the dataset used by techniques proposed in [4, 7]) exemplifies this. As the table shows, each project has at least one commit linked to a significant portion of the bugs (e.g., commit 281dc95 in SWT is linked to 53% of the total bugs). Manual inspection reveals that these commits are frequently related to refactoring, formatting, or migration activities (e.g., SVN to Git) and involve large code hunks (mostly files). Identifying the actual bug location within these large hunks is impractical, requiring developers to invest significant time and effort.

Additionally, recent bug localization techniques leveraging pre-trained language models [7] necessitate powerful GPUs (e.g., NVIDIA Tesla A100). However, GPUs are expensive and not universally available within product teams. This may limit the widespread adoption of such techniques. There is a need to develop these sophisticated machine learning models to run efficiently on CPUs, enabling broader use.

To address these limitations, this work proposes a bug localization technique that aims to identify files, code segments, and commit messages relevant to the bug across projects and languages, while remaining CPU-compatible.

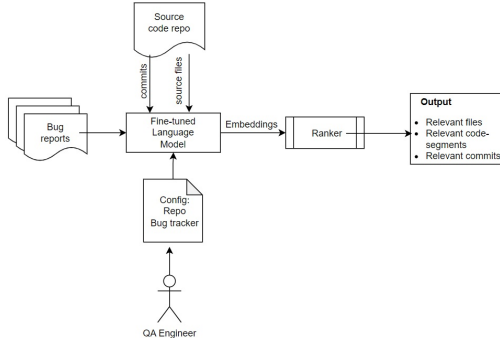


Figure 1: High-level bug-localization framework

3 METHODOLOGY

In this section, we first discuss the high-level overview of the proposed bug localization framework followed by fine-tuning of pre-trained language model for bug localization and conclude with the our knowledge distillation technique that enables developers to use our models on typical machines that do not have specialist hardware like GPUs.

3.1 Bug-localization Framework

The high-level bug-localization architecture is shown in Figure 1. The first step is granting our system access to the source code repository and bug-tracking system (e.g., JIRA, GitHub issues, etc.) via a configuration file. This enables embeddings for the source files and commits and previously reported bugs to be generated. This can be done “offline” and periodically to keep the embeddings current. Algorithm 1 shows the steps involved in embedding generation from source files and commit messages. These steps are repeated for new/updated files and commit messages and the embedding store is kept up-to-date. When a new bug report is filed, embeddings for the bug report is generated. Both these steps use the fine-tuned language model. The generated embeddings are passed through the ranker module to identify source files, code segments and commits that are relevant to the new bug report.

In the bug-localization framework, we propose a novel ranking technique that operates on code segments and commit messages to locate bugs at various granularity levels. We first propose a code segment-level ranking, wherein we split the source code file into consecutive code segments of length of 512 tokenized tokens with adding a prefix of package and class names at the beginning of each code segment. We then leverage the model to compute the cosine similarity scores between the embedding of the given bug report and the embeddings of the code segments to obtain ranked corresponding files to locate the first relevant file to the bug report. Algorithm 2 summarises the steps involved in code segment ranking.

We also observe that the bug reports can be relevant to commit messages. Thus, we consider a commit message-level ranking, wherein we utilize the model to compute the cosine similarity scores between the embedding of the given bug report and the embeddings of the commit messages to obtain top k ranked commits. We then extract the obtained commits’ associated files and rank these files according to file occurrence to locate the first relevant file to the bug

Algorithm 1: Embedding generation

```

1 Input: Project source files:  $\mathcal{F} = \{f_1, f_2, \dots, f_m\}$ , Commit
  messages:  $\mathcal{C} = \{(cm_1, F_1), (cm_2, F_2), \dots, (cm_n, F_n) \mid F_i \subset \mathcal{F}, i = 1, 2, \dots, n\}$ , and model parameters  $\theta$ .
2 Output: Embedding  $E_{cs}$  and  $E_{cm}$ , File mapping  $C_{cs}$  and  $C_{cm}$ 
3  $E_{cs} \leftarrow \{\}$ 
4  $C_{cs} \leftarrow \{\}$ 
5 for  $f \in \mathcal{F}$  do
6   Split  $f$  into consecutive code segments of length of 512
   tokenized tokens
7   for each code segment  $cs$  do
8      $cs_p \leftarrow \text{add\_prefix}(cs)$ 
9      $cs' \leftarrow \text{get\_embedding}(cs_p, \theta)$ 
10     $E_{cs} \leftarrow E_{cs} \cup \{cs, cs'\}$ 
11     $C_{cs} \leftarrow C_{cs} \cup \{cs, f\}$  // code segments to file
    mapping
12  $E_{cm} \leftarrow \{\}$ 
13  $C_{cm} \leftarrow \{\}$ 
14 for  $(cm, F) \in \mathcal{C}$  do
15    $e \leftarrow \text{get\_embedding}(cm, \theta)$ 
16    $E_{cm} \leftarrow E_{cm} \cup \{e\}$ 
17    $C_{cm} \leftarrow C_{cm} \cup \{cm, f\}$  // commits to file mapping
  
```

Algorithm 2: Code segment ranking

```

1 Input: Embedding  $E_{cs}$ , File mapping  $C_{cs}$ , input bug reports:
   $\mathcal{S} = \{r_1, r_2, \dots, r_l\}$ , an integer numeric  $k$ , and model
  parameters  $\theta$ .
2 Output:  $\text{ranked\_codesegment\_lists}$ ,  $\text{ranked\_file\_lists}_{cs}$ 
3  $R \leftarrow \{\}$ 
4 for  $r \in \mathcal{S}$  do
5    $r' \leftarrow \text{get\_embedding}(r, \theta)$ 
6    $R \leftarrow R \cup \{r, r'\}$ 
7  $\text{ranked\_file\_list}_{cs} \leftarrow \{\}$ 
8  $\text{ranked\_codesegment\_list} \leftarrow \{\}$ 
9 for  $r, r' \in R$  do
10   $s \leftarrow \text{cosine\_similarity}(r', E_{cs})$ 
11   $\text{ranked\_list} \leftarrow \text{descending\_order}(s, C_{cs})$ 
12   $\text{file\_list} \leftarrow \{\}$ 
13  for  $(cs, score) \in \text{ranked\_list}[k:]$  do
14     $\text{ranked\_codesegment\_list} \leftarrow$ 
     $\text{ranked\_codesegment\_list} \cup \{(r, \{cs, score\})\}$ 
15     $F \leftarrow \text{get\_files}(cs, C_{cs})$ 
16    for  $\text{file} \in F$  do
17       $\text{file\_list} \leftarrow \text{file\_list} \cup \{\text{file}\}$ 
18   $\text{common\_files} \leftarrow \text{counter\_most\_common}(\text{file\_list})$ 
19   $\text{ranked\_file\_list}_{cs} \leftarrow$ 
     $\text{ranked\_file\_list}_{cs} \cup \{(r, \{\text{common\_files}\})\}$ 
  
```

report. Algorithm 3 depicts the steps involved in commit message ranking.

Algorithm 3: Commit message ranking

```

1 Input: Embedding  $E_{cm}$ , File mapping  $C_{cm}$ , input bug reports:
    $\mathcal{S} = \{r_1, r_2, \dots, r_l\}$ , an integer numeric  $k$ , and model
   parameters  $\theta$ .
2 Output:  $ranked\_commit\_lists$ ,  $ranked\_file\_lists_{cm}$ 
3  $R \leftarrow \{\}$ 
4 for  $r \in \mathcal{S}$  do
5    $r' \leftarrow get\_embedding(r, \theta)$ 
6    $R \leftarrow R \cup \{r, r'\}$ 
7  $ranked\_file\_list_{cm} \leftarrow \{\}$ 
8  $ranked\_commit\_list \leftarrow \{\}$ 
9 for  $r, r' \in R$  do
10   $s \leftarrow cosine\_similarity(r', E_{cm})$ 
11   $ranked\_lists \leftarrow descending\_order(s, C_{cm})$ 
12   $file\_list \leftarrow \{\}$ 
13  for  $(cm, score) \in ranked\_list[:k]$  do
14     $ranked\_commit\_list \leftarrow$ 
15     $ranked\_commit\_list \cup \{(r, \{cm, score\})\}$ 
16     $F \leftarrow get\_files(cm, C_{cm})$ 
17    for  $file \in F$  do
18       $file\_list \leftarrow file\_list \cup \{file\}$ 
19   $common\_files \leftarrow counter\_most\_common(file\_list)$ 
20   $ranked\_file\_list_{cm} \leftarrow$ 
21   $ranked\_file\_list_{cm} \cup \{(r, \{common\_files\})\}$ 

```

The proposed ranking technique is a combination of code segment and commit message rankings. As summarized in Algorithm 4, we consider a list of top k ranked files with their similarity scores from the code segment-level analysis and a list of top k ranked commits with their similarity scores from commit message-level analysis. We then combine two list into a single list and sort the list according to descending order of similarity scores to extract top k ranked items (e.g., each item can be a file or a commit). After that, we extract all relevant files from the top k ranked items and re-rank the files according to file occurrence to locate the relevant file to the bug report. We further get commit messages and code segments associated with those files. The high-level overview of the proposed ranking is shown in Figure 2.

3.2 Fine-tuning Pre-trained Language Model

Figure 3 depicts the proposed fine-tuning architecture and Algorithm 5 summarizes the steps involved in fine-tuning the pre-trained language model. Here, we use Supervised Contrastive Learning (SCL) [13] that aims to pull representations of samples from the same class closer together rather than those from different classes. We see that using SCL can help to improve bug localization performance. These results are explained in more detail in Section 6.

To integrate SCL during fine-tuning language models for bug localization task, we combine the SCL loss with the mean-squared-error loss using two hyper-parameters (α and β) to control these two losses, hence learning better representations of bug reports and source code files (Algorithm 5, lines 8–21).

Algorithm 4: Proposed ranking algorithm

```

1 Input: Embedding  $E_{cs}$  and  $E_{cm}$ , File mapping  $C_{cs}$  and  $C_{cm}$ ,
   input bug reports:  $\mathcal{S} = \{r_1, r_2, \dots, r_l\}$ , an integer numeric  $k$ ,
   and model parameters  $\theta$ 
2 Output:  $ranked\_file\_cs\_cm\_list$ 
3  $ranked\_file\_list_{cs} \leftarrow codesegment\_ranking(E_{cs}, C_{cs}, k, \theta)$ 
   // Algorithm 2
4  $ranked\_file\_list_{cm} \leftarrow commit\_ranking(E_{cm}, C_{cm}, k, \theta)$ 
   // Algorithm 3
5 for  $r \in \mathcal{S}$  do
6    $combined\_files \leftarrow ranked\_file\_lists_{cs}[r] \cup$ 
7    $ranked\_file\_lists_{cm}[r]$ 
8    $common\_list \leftarrow$ 
9    $counter\_most\_common(combined\_files)$ 
10  for  $file \in common\_list[:k]$  do
11     $cs \leftarrow get\_codesegments(file, C_{cs})$ 
12     $cm \leftarrow get\_commits(file, C_{cm})$ 
13     $ranked\_file\_cs\_cm\_list \leftarrow$ 
14     $ranked\_file\_cs\_cm\_list \cup \{(r, \{file\}, \{cs\}, \{cm\})\}$ 

```

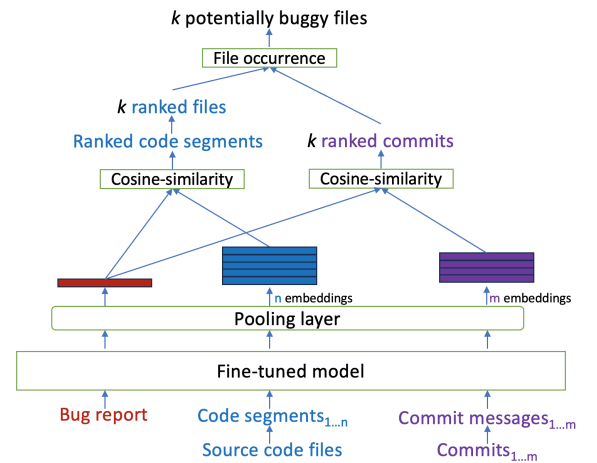


Figure 2: Proposed ranking technique

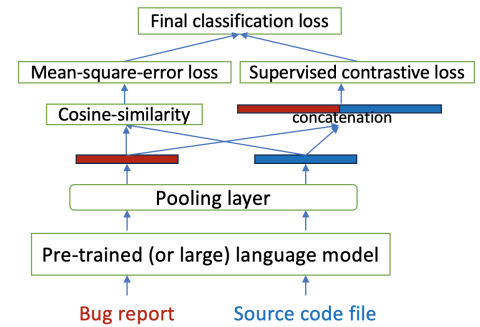


Figure 3: High-level fine-tuning architecture

In the literature, it's shown that high-quality positive and negative samples play a crucial role in the success of SCL. The conventional approach to generate negative samples is to adopt in-batch and cross-batch sampling during training [31], wherein given positive sample of (bug report, source code file), negative samples can be obtained by choosing source code files from different positive samples for the bug report. For example, regarding the *Spring-Framework* project, the bug report about the *ConsumesRequestCondition* class file in the package `org.springframework.web.reactive.result.condition` can be paired with the class `AbstractNameValueExpression` in the same package as a negative sample.

This is different from our proposed technique, wherein we leverage UniXcoder [9], state-of-the-art off-the-shelf general purpose pre-trained language model, to find similar project files to construct negative pairs. For example, we now have the same bug report but paired with the *ConsumesRequestCondition* class file in the `org.springframework.web.servlet.mvc.condition` package as a negative sample, thus helping the model to learn better representations. In particular, given a positive pair of (bug report, source code file), we utilize UniXcoder to compute the cosine similarity scores between the embedding of the source code file and the embeddings of other project source files to obtain top top_n (which we set to 10 for our experiments) most similar files. Algorithm 6 shows the steps involved in the file ranking algorithm used in fine-tuning. Then, for each of ten obtained source files, we treat (bug report, obtained source file) as a negative pair. Steps involved in negative sample generation is summarized in Algorithm 5 lines 3-7.

3.3 Knowledge Distillation

In general, for task-specific distillation, given a prediction or classification downstream task (e.g., bug localization [37]), the large teacher model is obtained by fine-tuning a pre-trained language model (e.g., UniXcoder [9] having 12 transformer layers). After that, the teacher model is utilized to extract the knowledge (e.g., logits or intermediate states) which are then used to guide fine-tuning the student model during distillation. Here, we assume that the teacher model is already fine-tuned and pre-defined for the given downstream task. We illustrate the overview of the model architecture in Figure 4 and the overview of proposed fine-tuning process in Algorithm 7

To this end, we aim to answer three key questions. The first question is: *How can we initialize the student model?* Initializing the student model is an crucial step for improving student performance. To address this question, we aim to distill the teacher model into a student model with fewer transformer layers (i.e., k layers, $k < 12$), wherein each student layer has the same architecture as its teacher layer (e.g., the same hidden size (i.e., d) and the same number (i.e., h) of attention heads). This benefits from initializing the student layers directly with teacher layers. In particular, we follow [32] to directly utilize k bottom teacher layers to initialize k student layers, respectively. In addition, we also initialize the student's embedding layer with the teacher's embedding layer.

Next, we address the second question: *How can we map the layers in the teacher model into the layers in the student model?* We follow [29] to perform last-layer knowledge distillation, i.e., only distilling the knowledge from the teacher last layer to the student last layer. This helps to avoid the effort of finding the best layer mapping for each downstream task. Lastly, we address the third question: *How*

Algorithm 5: Fine-tuning pre-trained language model

```

1 Input: Positive training samples
    $\mathcal{P}_{training} = \{r_{t1}, s_1, 1, r_{t2}, s_2, 1, \dots, r_{tn}, s_n, 1\}$ , project source
   code files  $\mathcal{F} = \{f_1, f_2, \dots, f_m\}$ , validation samples
    $\mathcal{V} = \{r_{v1}, F_1, r_{v2}, F_2, \dots, r_{vl}, F_l | F_i \subset \mathcal{F}, i \in \{1, 2, \dots, l\}\}$ ,
   model parameters  $\theta$ , an integer numeric step  $t$ , the number
   of files to consider ( $top_n$ )  $\alpha = 0.1$  and  $\beta = 0.9$ .
2 Output:  $\theta_{fine-tuned}$ 
3  $T \leftarrow \{\}$ 
4 for  $r, s, l \in \mathcal{P}_{training}$  do
5   Use UniXcoder to obtain a set  $F \subset \mathcal{F}$  of  $top_n$  files
   (which are the most similar ones to  $c$ ).
6   for  $f \in F$  do
7      $T \leftarrow T \cup \{r, s, 1, r, f, 0\}$ 
8  $step \leftarrow 0$ 
9  $bestAcc \leftarrow 0$ 
10 for  $epoch \in \text{rangen\_epochs}$  do
11   for  $batch \in T$  do
12      $step \leftarrow step + 1$ 
13      $mse\_loss \leftarrow \text{mean\_squared\_error\_loss}(batch)$ 
14      $scl\_loss \leftarrow$ 
       supervised_contrastive_learning_loss( $batch$ )
15      $final\_classification\_loss \leftarrow \alpha \times mse\_loss +$ 
        $\beta \times scl\_loss$ 
16      $\theta \leftarrow \text{AdamW}(final\_classification\_loss, \theta)$ 
17     if ( $step \% t$ ) is equal to 0 then
18        $accuracy\_at\_10 \leftarrow \text{evaluation}(\mathcal{F}, \mathcal{V}, \theta, 10)$ 
       // Algorithm 6
19       if  $bestAcc < accuracy\_at\_10$  then
20          $bestAcc \leftarrow accuracy\_at\_10$ 
21          $\theta_{fine-tuned} \leftarrow \text{save\_pretrained}(\theta)$ 

```

can we transfer the knowledge from the teacher model to the student model during distillation? To address this question, as we aim for last-layer knowledge distillation, we consider three kinds of knowledge transfer: Prediction layer transfer, Last hidden state transfer, Last attention transfer.

Prediction layer transfer minimizes the mean-squared-error (MSE) between the logits from the teacher and student models:

$$\mathcal{L}_{pred} = \text{MSE}(\mathbf{z}^T, \mathbf{z}^S) \quad (1)$$

wherein \mathbf{z}^T and \mathbf{z}^S denotes logits from the teacher and student, respectively.

Last hidden state transfer minimizes the distance between the hidden states of the teacher and student last layers. We utilize MSE to measure the distance as follows:

$$\mathcal{L}_{hid} = \text{MSE}(\mathbf{H}^T, \mathbf{H}^S) \quad (2)$$

wherein $\mathbf{H}^T \in \mathbb{R}^{l \times d}$ and $\mathbf{H}^S \in \mathbb{R}^{l \times d}$ denote the hidden states of the teacher and student last layers, respectively; and d is the hidden size while l is the input sequence length.

Algorithm 6: Ranking algorithm for fine-tuning.

```

1 Input: Project source files  $\mathcal{F} = \{f_1, f_2, \dots, f_m\}$ , input reports
    $\mathcal{I} = \{r_1, F_1, r_2, F_2, \dots, r_l, F_l \mid F_i \subset \mathcal{F}, i = 1, 2, \dots, l\}$ , an
   integer numeric  $k$ , and model parameters  $\theta$ .
2 Output:  $accuracy\_at\_k$ 
3  $E \leftarrow \{\}$ 
4 for  $f \in \mathcal{F}$  do
5    $\mathbf{e} \leftarrow \text{get\_embedding}(f, \theta)$ 
6    $E \leftarrow E \cup \{\mathbf{e}\}$ 
7  $R \leftarrow \{\}$ 
8 for  $r, F \in \mathcal{I}$  do
9    $\mathbf{r} \leftarrow \text{get\_embedding}(r, \theta)$ 
10   $R \leftarrow R \cup \{\mathbf{r}, F\}$ 
11  $A \leftarrow \{\}$ 
12 for  $r, F \in R$  do
13    $\mathbf{s} \leftarrow \text{cosine\_similarity}(\mathbf{r}, E)$ 
14    $\text{ranked\_file\_list} \leftarrow \text{descending\_order}(\mathbf{s}, \mathcal{F})$ 
15    $\text{rank} \leftarrow 0$ 
16   for  $(\text{file}, \text{score}) \in \text{ranked\_file\_list}[ : k ]$  do
17      $\text{rank} \leftarrow \text{rank} + 1$ 
18     if  $\text{file} \in F$  then
19       break
20   if  $\text{rank} \leq k$  then
21      $A \leftarrow A \cup \{1\}$ 
22   else
23      $A \leftarrow A \cup \{0\}$ 
24  $accuracy\_at\_k \leftarrow \text{mean}(A)$ 

```

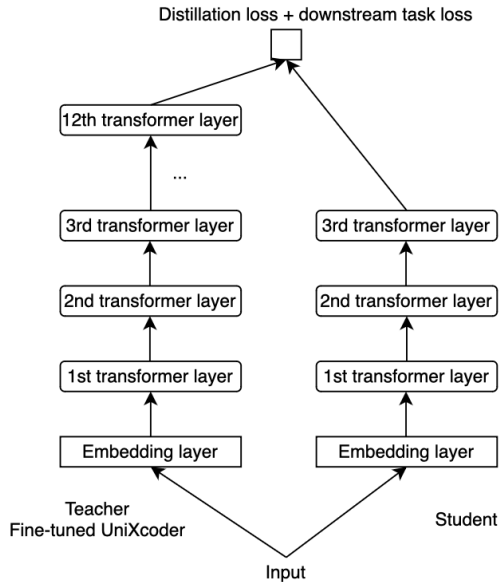


Figure 4: Knowledge distillation: High-level architecture.

Last attention transfer aims to distill the multi-head attention matrices of the teacher last layer to the multi-head attention matrices of the student last layer. This helps the student model to further capture semantic features and dependency knowledge encoded by attention weights of the teacher model. We also use MSE to minimize the distance between the corresponding matrices as follows:

$$\mathcal{L}_{att} = \frac{1}{h} \sum_{i=1}^h \text{MSE}(\mathbf{A}_i^T, \mathbf{A}_i^S) \quad (3)$$

wherein $\mathbf{A}_i^T \in \mathbb{R}^{l \times l}$ and $\mathbf{A}_i^S \in \mathbb{R}^{l \times l}$ denote the attention matrices of the i -th head of the teacher and student last layers, respectively.

Finally, we follow [11] to use a linear combination of the downstream task and the distillation loss functions to fine-tune the student model as follows:

$$\mathcal{L} = (1 - \alpha) \mathcal{L}_{task} + \alpha \mathcal{L}_{distill} \quad (4)$$

wherein $\mathcal{L}_{distill} = \mathcal{L}_{pred} + \mathcal{L}_{hid} + \mathcal{L}_{att}$, and \mathcal{L}_{task} denotes the downstream loss function (with respect to the student model, e.g., MSE, cross-entropy or another combination of different losses) for the given prediction/classification task. Algorithm 5 summarizes the steps involved in fine-tuning the student model.

The main novelty of the proposed knowledge distillation is that we combine current techniques into a unified framework by considering three crucial factors of knowledge distillation. Table 2 summarizes the abilities of the current approaches and our proposed approach for task-specific distillation. It clearly shows that none of the current approaches are, by themselves, support all the listed features.

4 IMPLEMENTATION

We fine-tune a state-of-the-art pre-trained language model (LM), UniXcoder [9], for our bug localization task. In particular, we add a *mean* pooling layer to the last attention layer of pre-trained LM to obtain a final embedding for each input sequence. During fine-tuning, we use the AdamW optimizer [18] to fine-tune the model by minimizing the classification loss function.

For knowledge distillation, we use the fine-tuned model as the teacher to initialize the student model; more precisely, we simply truncate 9 transformer layers from the teacher model and consider the truncated model as the student. We also add the *mean* pooling layer to the student last layer to get a final embedding for each input sequence. Again we utilize the AdamW optimizer to minimize the combined loss in Equation 4 during fine-tuning the student model. We save the fine-tuned student model that produces the best result on the validation set and then use this fine-tuned student model to report the results on the test sets.

5 EXPERIMENTAL DESIGN

In this section we briefly discuss the benchmark datasets, model fine-tuning, evaluation setup and the evaluation metrics used in our experiments.

5.1 Benchmark Datasets

5.1.1 Cross-language dataset.

For cross-language evaluation, we collected bug data from 48 real-world open-source projects written in Java, C/C++, and Golang. We leveraged the GitHub API to gather all Closed issues tagged as

Ability	TinyBERT[12]	MobileBERT [26]	MiniLMv2 [29]	[32]	Our approach
Initialization from bottom teacher layers	×	×	×	✓	✓
Last layer distillation	×	×	✓	×	✓
Combination of downstream task and distillation losses	×	×	×	×	✓

Table 2: Comparison of proposed knowledge distillation technique with the approaches proposed in the literature.**Algorithm 7:** Knowledge distillation process.

```

1 Input: Pre-defined teacher parameters  $\theta_{fine-tuned}^T$ , training
  samples  $\mathcal{S}_{training}$ , validation samples  $\mathcal{S}_{valid}$ , a number  $n$  of
  epochs, a number  $k$  of student layers (i.e.,  $k = 3$ ), and
   $\alpha = 0.9$ .
2 Output: The fine-tuned student parameters  $\theta_{fine-tuned}^S$ 
3  $\theta^S \leftarrow \text{initialization}(\theta_{fine-tuned}^T, k)$  // With respect to
  our first question
4  $step \leftarrow 0$ 
5  $best\_result \leftarrow 0$ 
6  $t \leftarrow \lfloor \frac{n \times |\mathcal{S}_{training}|}{20} \rfloor$ 
7 for  $epoch \in \text{rangen}$  do
8   for  $batch \in \mathcal{S}_{training}$  do
9      $\mathbf{z}^S, \mathbf{H}^S, \{\mathbf{A}_i^S\}_{i=1}^h \leftarrow \text{model\_forward}(\theta^S, batch)$ 
10     $\mathbf{z}^T, \mathbf{H}^T, \{\mathbf{A}_i^T\}_{i=1}^h \leftarrow \text{model\_forward}(\theta_{fine-tuned}^T,$ 
       $batch)$ 
11     $\mathcal{L}_{pred} \leftarrow \text{MSE}(\mathbf{z}^T, \mathbf{z}^S)$ 
12     $\mathcal{L}_{hid} \leftarrow \text{MSE}(\mathbf{H}^T, \mathbf{H}^S)$ 
13     $\mathcal{L}_{att} \leftarrow \frac{1}{h} \sum_{i=1}^h \text{MSE}(\mathbf{A}_i^T, \mathbf{A}_i^S)$ 
14     $\mathcal{L}_{distill} \leftarrow \mathcal{L}_{pred} + \mathcal{L}_{hid} + \mathcal{L}_{att}$ 
15     $\mathcal{L}_{task} \leftarrow \text{downstream\_loss\_function}(\mathbf{z}^S, batch)$ 
16     $\mathcal{L} \leftarrow (1 - \alpha) \mathcal{L}_{task} + \alpha \mathcal{L}_{distill}$ 
17     $\theta^S \leftarrow \text{AdamW}(\mathcal{L}, \theta^S)$ 
18     $step \leftarrow step + 1$ 
19    if  $(step \% t)$  is equal to 0 then
20       $task\_result \leftarrow \text{downstream\_evaluation}(\theta^S,$ 
         $\mathcal{S}_{valid})$ 
21      if  $best\_result$  is better than  $task\_result$  then
22         $best\_result \leftarrow task\_result$ 
23         $\theta_{fine-tuned}^S \leftarrow \text{save\_pretrained}(\theta^S)$ 

```

bugs (or similar terms) with associated commits and/or pull requests. The rationale is that issues marked with a bug tag are considered bugs by the project maintainers.

To generate the ground-truth dataset, we extracted files and methods from the commits/pull requests associated with each bug. Issues closed without an associated commit/pull request, even if marked as bugs, were excluded from our dataset. These issues lack code changes, and hence, no ground truth exists for validation. Table 3 summarizes the projects and bug counts.

5.1.2 Cross-project dataset.

We employed the Java-only dataset used by Ciborowska et al. [4] for cross-project evaluation. However, due to limitations discussed in Section 2, we collected the ground-truth classes and methods from the actual bug patches instead of using changeset data. A summary

of these projects is presented in Table 1. Notably, the projects in this dataset are not part of the training dataset shown in Table 3.

5.2 Fine-tuning Configuration

We fine-tuned the off-the-shelf pre-trained language model UniXcoder [9] on the Java-only dataset (8,103 bugs) as described in Section 3.2. The fine-tuning process utilized an NVIDIA Tesla A10 GPU with 24GB RAM. Similarly, the fine-tuned UniXcoder served as the teacher model for knowledge distillation, as explained in Section 3.3. GPUs were only used for fine-tuning and knowledge distillation. Following knowledge distillation, the distilled model was employed for inference tasks. All inference reported in this paper was conducted using a CPU with 32 cores and 128 GB memory running Oracle Linux.

5.3 Evaluation Setup

As shown in [4] and [7], the generic pre-trained language model, UniXcoder [9], outperformed state-of-the-art bug localization techniques like Locus [33], BLUiR [23], GraphCodeBERT [10] and FBL-BERT [4] without any project- or language-specific fine-tuning. Therefore, our evaluation compares the proposed approach’s performance against UniXcoder. Specifically, we used the off-the-shelf UniXcoder in three configurations:

- UniXcoder_{file}: The baseline, off-the-shelf UniXcoder with file-level embedding generation
- UniXcoder_{cs}: Off-the-shelf UniXcoder with code segment-level embedding generation
- UniXcoder_{rank}: Off-the-shelf UniXcoder with the proposed ranking algorithm combined with commit analysis and code segment-level embedding generation.

5.4 Evaluation Metrics

Mean Reciprocal Rank: This measures the ability of a model to locate the first relevant location to a bug report [27].

Mean Average Precision: This measures how well a model can locate all locations relevant to a bug report [20].

Accuracy@N: This measures the percentage of queries that contains at least one relevant item in the first N items of the retrieved list.

6 EXPERIMENTAL RESULTS

We address following four research questions through our evaluation:

RQ1: Performance on Cross-language Dataset

Table 4 summarizes the overall evaluation results on the cross-language dataset. In the table, ‘Ours’ refers to the original fine-tuned model with the proposed ranking algorithm, while ‘Ours_{distilled}’

Lang	# Proj.	# Bugs	Project names	Dataset Type
Java	25	8,103	rocketmq, ExoPlayer, pulsar, skywalking, jsoup, spring-authorization-server, logstash, selenium, junit4, guava, spring-framework, druid, dubbo, graal, elasticsearch, spring-security, dbeaver, micronaut-core, visualvm, fastjson, closure-compiler, gson, opengrok, junit5, spring-boot	Training
C/C++	10	2,376	redis, rocksdb, netdata, mbedtls, librdkafka, citrus, openssl, systemd, rethinkdb, timescaledb	Testing
Golang	13	3,962	dagger, k9s, amass, trufflehog, meshery, k3s, nuclei, act, nats-server, lazygit, go-github, go, osv-scanner	Testing

Table 3: Cross-language cross-project dataset

refers to the scaled down version of the fine-tuned model after knowledge distillation. In this section, we’ll focus on ‘Ours’ while we discuss ‘Ours_{distilled}’ in RQ4.

Table 4 shows that the proposed approach outperforms the off-the-shelf UniXcoder pre-trained language model across all configuration settings (file, code segment, and ranking). Our approach correctly locates at least one relevant file, code segment, or commit across languages for 73-80% of the bugs (57-67% of the bugs) within the top 10 (top 5) results.

Individual analysis of Golang projects reveals that our approach achieved the highest accuracy at rank 10 (Acc@10) of 100% for osv-scanner (33 bugs) and the lowest of 55% for lazygit (40 bugs). In comparison, UniXcoder_{rank} achieved the highest Acc@10 of 95.6% for go-github (495 bugs) and the lowest of 55% for lazygit. In our Golang dataset, the Go standard library has the largest number of bugs (2,641) for which UniXcoder_{rank} achieved an Acc@10 of 59.9%, while our approach achieved 76.6%, an improvement of 28

Similarly, analysis of the C/C++ projects reveals that our approach achieved the highest Acc@10 of 85.7% for redis (49 bugs) and the lowest of 47.5% for netdata (59 bugs). In comparison, UniXcoder_{rank} achieved the highest Acc@10 of 85.8% for librdkafka (120 bugs) and the lowest of 37.3% for netdata. In our C/C++ dataset, systemd has the largest number of bugs (788) for which UniXcoder_{rank} achieved an Acc@10 of 59%, while our approach achieved 77%, an improvement of 31%. We also observe that, in general, the models perform better on the Golang dataset compared to C/C++.

Summary: Given a bug report, on average, there is a 73-80% chance that at least one correct bug location can be identified within the top 10 results using the proposed approach. This, combined with the fact that our model is not trained on any of these projects or projects written in similar languages, is promising for real-world deployment.

RQ2: Performance on Cross-project Dataset

Table 5 summarizes the overall evaluation results on the cross-project dataset. Since UniXcoder_{rank} considerably outperformed the other two variants, UniXcoder_{file} and UniXcoder_{cs}, in the cross-language experiment, we limited our cross-project comparison to UniXcoder_{rank}. Although our model is fine-tuned on a Java dataset, there is no overlap between the projects used to fine-tune our model and the projects in *Cross-project dataset* (refer to Section 5.1.2).

Table 5 shows that, similar to the cross-language evaluation, the proposed approach (‘Ours’) outperformed or achieved similar performance to UniXcoder_{rank} at Acc@3, Acc@5, and Acc@10 across all five projects. Interestingly, UniXcoder_{rank} outperformed the proposed approach at Acc@1 in the ZXing dataset, one of the smallest with only 20 bugs. However, our approach managed to achieve similar performance for Acc@3 and beyond.

Summary: Similar to the cross-language results, the proposed approach outperformed or achieved comparable performance for Acc@10, where there is a 55-87% chance that at least one correct bug location can be identified within the top 10 results using the proposed approach, even when the model is not fine-tuned on the dataset it’s evaluated on.

RQ3: Effectiveness of Proposed Fine-Tuning and Ranking Techniques

To evaluate the effectiveness of our proposed fine-tuning and ranking techniques, we employed three variants of UniXcoder as discussed in Section 5.3. Among these, UniXcoder_{file} serves as a baseline, where the embedding is generated from the entire file. As expected, Table 4 shows that embedding generation at the file level resulted in poor performance. This is because files generally contain too much information, diluting the usefulness of the embeddings. Conversely, splitting the file into chunks of 512 tokens and generating embeddings (denoted as UniXcoder_{cs}) for these code segments yielded better results than embedding generation at the file level. For instance, UniXcoder_{cs} improves Acc@10 performance by over 400% compared to UniXcoder_{file} and by more than 100% for C/C++ and Golang, respectively.

The variant UniXcoder_{rank} combines commit analysis and code segment-level embedding generation with the proposed ranking algorithm. This approach is identical to ours except that it utilizes the off-the-shelf UniXcoder, without fine-tuning, to generate the embeddings. As shown in the table, UniXcoder_{rank} significantly outperforms UniXcoder_{cs} on all metrics across both C/C++ and Golang projects. This demonstrates the effectiveness of the proposed ranking algorithm. Finally, comparing the performance of our approach against UniXcoder_{rank}, it is clear that our fine-tuning is also very effective. For example, there is a 9% and 14% improvement on Acc@10 between UniXcoder_{rank} and the proposed approach across C/C++ and Golang projects, respectively.

Language	Model	Acc@1		Acc@3		Acc@5		Acc@10		MAP		MRR	
		Mean	SD	Mean	SD	Mean	SD	Mean	SD	Mean	SD	Mean	SD
C/C++	UniXcoder _{file}	0.030	0.011	0.048	0.017	0.065	0.019	0.097	0.026	0.039	0.013	0.055	0.013
	UniXcoder _{cs}	0.185	0.063	0.335	0.097	0.41	0.11	0.526	0.128	0.240	0.069	0.297	0.077
	UniXcoder _{rank}	0.260	0.092	0.406	0.093	0.465	0.105	0.672	0.128	0.289	0.086	0.350	0.094
	Ours	0.341	0.087	0.513	0.091	0.576	0.101	0.735	0.109	0.374	0.086	0.447	0.091
	Ours _{distilled}	0.262	0.083	0.426	0.097	0.511	0.115	0.674	0.12	0.303	0.081	0.371	0.087
Golang	UniXcoder _{file}	0.120	0.122	0.192	0.148	0.233	0.164	0.308	0.183	0.129	0.100	0.183	0.134
	UniXcoder _{cs}	0.277	0.162	0.436	0.171	0.514	0.186	0.644	0.199	0.301	0.147	0.392	0.161
	UniXcoder _{rank}	0.314	0.143	0.471	0.169	0.554	0.157	0.705	0.124	0.324	0.135	0.418	0.147
	Ours	0.388	0.154	0.600	0.165	0.676	0.167	0.803	0.122	0.392	0.156	0.514	0.150
	Ours _{distilled}	0.347	0.143	0.555	0.147	0.612	0.155	0.771	0.110	0.350	0.135	0.469	0.137

Table 4: Performance of different models on cross-language dataset

Project	Model	Ac@1	Ac@3	Ac@5	Ac@10	MRR
AspectJ	UniX _{rank}	0.402	0.462	0.483	0.490	0.437
	Ours	0.507	0.584	0.587	0.598	0.544
	Ours _{dist}	0.444	0.538	0.570	0.577	0.495
JDT	UniX _{rank}	0.479	0.596	0.628	0.628	0.538
	Ours	0.628	0.798	0.819	0.819	0.709
	Ours _{dist}	0.617	0.755	0.798	0.798	0.693
PDE	UniX _{rank}	0.433	0.517	0.567	0.567	0.481
	Ours	0.700	0.833	0.867	0.867	0.763
	Ours _{dist}	0.683	0.800	0.850	0.850	0.739
SWT	UniX _{rank}	0.816	0.847	0.857	0.857	0.834
	Ours	0.847	0.857	0.857	0.857	0.852
	Ours _{dist}	0.827	0.827	0.827	0.827	0.827
ZXing	UniX _{rank}	0.500	0.550	0.550	0.550	0.525
	Ours	0.250	0.550	0.550	0.550	0.375
	Ours _{dist}	0.150	0.40	0.450	0.450	0.260

Table 5: Performance of different models on cross-project dataset. Here Uni_{rank} denotes UniXcoder_{rank}

Summary: The proposed fine-tuning and ranking algorithms are highly effective in improving the state-of-the-art off-the-shelf pre-trained language model for bug localization.

RQ4: Effectiveness of Knowledge Distillation

As discussed in Section 2, the inability to run complex language models on developer workstations (typically CPUs) is a major hurdle for wider adoption of these bug localization techniques. To address this challenge, we propose a knowledge distillation technique that aims to achieve performance comparable to the original model while allowing the model to run on a CPU. The results achieved by the proposed distilled model are presented in Table 4 (as Ours_{distilled}) and Table 5 (as Ours_{dist}). The results indicate that the proposed distillation technique achieves comparable performance on both cross-language and cross-project datasets. For example, comparing the original and the distilled models, the performance reduction on

Acc@10 is 8.2% and 4% for C/C++ and Golang projects, respectively. This trend holds true for the cross-project dataset as well. Importantly, the proposed distilled model outperforms UniXcoder_{rank} on all benchmark datasets and metrics, except for Acc@1 on ZXing.

Furthermore, Table 6 shows that the proposed distilled model takes nearly 4 times less time to generate an embedding compared to the original model on a CPU. It takes around 1.6 seconds to generate an embedding using the original model, while the distilled model takes only 0.4 seconds. While 1.6 seconds might seem reasonable at first glance, this time quickly adds up when dealing with a large project containing hundreds of thousands of code segments.

Summary: The proposed distillation technique achieves performance comparable to the original model while reducing embedding generation time by 4 times.

Model	Avg. embedding generation time
Ours _{original}	1550ms/sample
Ours _{distilled}	390ms/sample

Table 6: Embedding generation time on a CPU

7 THREATS TO VALIDITY

The findings presented in this paper are susceptible to several threats to validity. A key threat lies in the generation of the ground-truth dataset for cross-language evaluation (Section 5.1.1). While we relied on GitHub issue tags to identify bugs, we did not manually curate them to confirm their validity. Additionally, we leveraged commits and pull requests referenced in the GitHub CloseEvent to identify files and code segments relevant to the bug (i.e., ground-truth generation). These referenced commits might not always be relevant; however, our limited manual analysis of CloseEvent suggests they are indeed relevant.

Furthermore, we fine-tuned our model using the state-of-the-art pre-trained language model, UniXcoder [9]. We took every precaution to ensure no overlap between the fine-tuning dataset and our test set to avoid data leakage. However, as UniXcoder is a generic language model trained on a vast amount of source code and documentation available on GitHub, there is a possibility that the bug reports in our test dataset were previously encountered by UniXcoder.

Nonetheless, we argue that UniXcoder’s generic nature, meaning it is not specifically trained for the downstream task of bug localization, makes its use acceptable in our scenario, as evidenced by similar pre-trained language model based techniques employed in prior literature [4, 7]. To completely eliminate this threat, one would need to train a language model from scratch with no exposure to the test dataset, which is impractical in most cases.

8 RELATED WORK

Bug localization is a well-established field with a wealth of research documented in the literature. Knowledge distillation, on the other hand, is an emerging research area. In this section, we will briefly discuss relevant bug localization and knowledge distillation work related to our research

8.1 Bug Localization

Many approaches have been proposed for bug localization. Early approaches [19, 33, 37] focus on information retrieval (IR)-based bug localization. In general, both the bug reports and the source code files are represented as weighted token vectors using token frequency and inverse document frequency (tf-idf) [24]. They can also be represented as probability distribution vectors over latent topics using LDA topic model [1]. Then, the similarity between the bug report and the source files is measured as the cosine similarity between their vectors. Finally, the source code files are ranked based on their similarities to the bug report.

Recently, as pre-trained LMs have become an important trend for code representation learning, some up-to-date approaches for bug localization [3, 4, 16, 38] leverage pre-trained LMs (e.g., CodeBERT [8]) to obtain the vector embeddings of the bug reports and the source code files. The obtained results show that these pre-trained language model-based approaches outperform the IR-based approaches [14, 19, 21, 23, 28, 35, 37].

As discussed in Section 2, while recent changeset-based bug localization techniques [4, 7, 33] show promise in theory, their real-world effectiveness remains unclear. This stems from the fact that bug-related changesets aren’t always small and manageable. In practice, many bugs arise from newly introduced features [2], resulting in larger changesets that involve committing entire files.

8.2 Knowledge Distillation

DistillBERT [25] is initialized with the same general architecture as the teacher BERT [6], but taking one layer out of two from BERT. DistillBERT is then pre-trained using a linear combination of the distillation loss (over the soft target probabilities of the teacher BERT) and the masked language modeling loss. After that, DistillBERT is further fine-tuned for a given downstream task.

TinyBERT [12] use an uniform layer-to-layer distillation mapping to transfer hidden states and self-attention weight matrices from the teacher layers to the student layers. MobileBERT [26] is designed to be as deep as BERT_{LARGE} while each layer is made much narrower via using bottleneck structures to keep the hidden size as same as the teacher’s hidden size.

MiniLMv2 [29] extends self-attention distillation in MiniLM [30] by employing multi-head self-attention relations to have more fine-grained self-attention knowledge to train the student.

[32] follows TinyBERT to perform intermediate layer and prediction layer distillation to transfer knowledge from a fine-tuned RoBERTa_{BASE} [17] into a 3-layer student model for each GLUE task, wherein the student learns from the same teacher’s layers that were used for initialising the student when performing intermediate layer distillation.

9 CONCLUSION

This paper presented a novel pre-trained language model based technique that tackles the challenge of bug localization across project and language boundaries. Our approach leverages contrastive learning and a unique ranking method to locate bugs at various granularities. Furthermore, the model excels in generalizability, effectively identifying bugs in unseen codebases without project-specific training. To address practical deployment, we propose a CPU-compatible solution with an efficient knowledge distillation technique. Our results demonstrate a high probability (73-80% for cross-language and 55-87% for cross-project) of identifying correct bug locations within the top 10 results, even without fine-tuning the model on the specific datasets evaluated. This work offers a promising avenue for practical and efficient bug localization in real-world development scenarios.

REFERENCES

- [1] David M Blei, Andrew Y Ng, and Michael I Jordan. 2003. Latent dirichlet allocation. *Journal of machine Learning research* 3 (2003), 993–1022.
- [2] Gemma Catolino, Fabio Palomba, Andy Zaidman, and Filomena Ferrucci. 2019. Not all bugs are the same: Understanding, characterizing, and classifying bug types. *Journal of Systems and Software* 152 (2019), 165–181.
- [3] Partha Chakraborty, Mahmoud Alfadel, and Meiyappan Nagappan. 2023. RLactor: Reinforcement Learning for Bug Localization.
- [4] Agnieszka Ciborowska and Kostadin Damevski. 2022. Fast changeset-based bug localization with BERT. In *ICSE*. IEEE, 946–957.
- [5] Agnieszka Ciborowska, Michael J Decker, and Kostadin Damevski. 2022. Online Adaptable Bug Localization for Rapidly Evolving Software. *arXiv preprint arXiv:2203.03544* (2022).
- [6] Jacob Devlin, Ming-Wei Chang, Kenton Lee, and Kristina Toutanova. 2018. Bert: Pre-training of deep bidirectional transformers for language understanding. *arXiv preprint arXiv:1810.04805* (2018).
- [7] Yali Du and Zhongxing Yu. 2023. Pre-training code representation with semantic flow graph for effective bug localization. In *Proceedings of the 31st ACM Joint European Software Engineering Conference and Symposium on the Foundations of Software Engineering*. 579–591.
- [8] Zhangyin Feng, Daya Guo, Duyu Tang, Nan Duan, Xiaocheng Feng, Ming Gong, Linjun Shou, Bing Qin, Ting Liu, Daxin Jiang, and Ming Zhou. 2020. CodeBERT: A Pre-Trained Model for Programming and Natural Languages. In *Findings of EMNLP*. ACL, 1536–1547.
- [9] Daya Guo, Shuai Lu, Nan Duan, Yanlin Wang, Ming Zhou, and Jian Yin. 2022. UniXcoder: Unified Cross-Modal Pre-training for Code Representation.
- [10] Daya Guo, Shuo Ren, Shuai Lu, Zhangyin Feng, Duyu Tang, Shujie Liu, Long Zhou, Nan Duan, Alexey Svyatkovskiy, Shengyu Fu, Michele Tufano, Shao Kun Deng, Colin B. Clement, Dawn Drain, Neel Sundaresan, Jian Yin, Daxin Jiang, and Ming Zhou. 2021. GraphCodeBERT: Pre-training Code Representations with Data Flow. In *ICLR*.
- [11] Geoffrey Hinton, Oriol Vinyals, and Jeff Dean. 2015. Distilling the knowledge in a neural network.
- [12] Xiaoqi Jiao, Yichun Yin, Lifeng Shang, Xin Jiang, Xiao Chen, Linlin Li, Fang Wang, and Qun Liu. 2020. TinyBERT: Distilling BERT for Natural Language Understanding. In *Findings of EMNLP*. ACL, 4163–4174.
- [13] Prannay Khosla, Piotr Teterwak, Chen Wang, Aaron Sarna, Yonglong Tian, Phillip Isola, Aaron Maschinot, Ce Liu, and Dilip Krishnan. 2020. Supervised contrastive learning. *Advances in neural information processing systems* 33 (2020), 18661–18673.
- [14] Dongsun Kim, Yida Tao, Sunghun Kim, and Andreas Zeller. 2013. Where should we fix this bug? a two-phase recommendation model. *IEEE transactions on software Engineering* 39, 11 (2013), 1597–1610.
- [15] Jaekwon Lee, Dongsun Kim, Tegawendé F Bissyandé, Woosung Jung, and Yves Le Traon. 2018. Bench4bl: reproducibility study on the performance of ir-based bug localization. In *ISSTA*. ACM, 61–72.
- [16] Hongliang Liang, Dengji Hang, and Xiangyu Li. 2022. Modeling function-level interactions for file-level bug localization. *Empirical Software Engineering* 27, 7

- (2022), 186.
- [17] Yinhan Liu, Myle Ott, Naman Goyal, Jingfei Du, Mandar Joshi, Danqi Chen, Omer Levy, Mike Lewis, Luke Zettlemoyer, and Veselin Stoyanov. 2019. Roberta: A robustly optimized bert pretraining approach. *arXiv preprint arXiv:1907.11692* (2019).
- [18] Ilya Loshchilov and Frank Hutter. 2017. Decoupled weight decay regularization.
- [19] Stacy K Lukins, Nicholas A Kraft, and Letha H Etzkorn. 2010. Bug localization using latent dirichlet allocation. *Information and Software Technology* 52, 9 (2010), 972–990.
- [20] Christopher Manning and Hinrich Schütze. 1999. *Foundations of statistical natural language processing*. MIT press.
- [21] Laura Moreno, John Joseph Treadway, Andrian Marcus, and Wuwei Shen. 2014. On the use of stack traces to improve text retrieval-based bug localization. In *2014 IEEE International Conference on Software Maintenance and Evolution*. IEEE, 151–160.
- [22] Syed Shariyar Murtaza, Abdelwahab Hamou-Lhadj, Nazim H. Madhavji, and Mechelle Gittens. 2014. An empirical study on the use of mutant traces for diagnosis of faults in deployed systems. *Journal of Systems and Software* 90 (2014), 29–44.
- [23] Ripon K Saha, Matthew Lease, Sarfraz Khurshid, and Dewayne E Perry. 2013. Improving bug localization using structured information retrieval. In *2013 28th IEEE/ACM International Conference on Automated Software Engineering (ASE)*. IEEE, 345–355.
- [24] Gerard Salton, Anita Wong, and Chung-Shu Yang. 1975. A vector space model for automatic indexing. *Commun. ACM* 18 (1975), 613–620.
- [25] Victor Sanh, Lysandre Debut, Julien Chaumond, and Thomas Wolf. 2019. DistilBERT, a distilled version of BERT: smaller, faster, cheaper and lighter. *arXiv preprint arXiv:1910.01108* (2019).
- [26] Zhiqing Sun, Hongkun Yu, Xiaodan Song, Renjie Liu, Yiming Yang, and Denny Zhou. 2020. MobileBERT: a Compact Task-Agnostic BERT for Resource-Limited Devices. In *Annual Meeting of the Association for Computational Linguistics*. ACL, 2158–2170.
- [27] Ellen M Voorhees et al. 1999. The trec-8 question answering track report.. In *Trec*, Vol. 99. 77–82.
- [28] Shaowei Wang and David Lo. 2014. Version history, similar report, and structure: Putting them together for improved bug localization. In *Proceedings of the 22nd international conference on program comprehension*. 53–63.
- [29] Wenhui Wang, Hangbo Bao, Shaohan Huang, Li Dong, and Furu Wei. 2021. MiniLMv2: Multi-Head Self-Attention Relation Distillation for Compressing Pretrained Transformers. In *Findings of ACL-IJCNLP*. ACL, 2140–2151.
- [30] Wenhui Wang, Furu Wei, Li Dong, Hangbo Bao, Nan Yang, and Ming Zhou. 2020. Minilm: Deep self-attention distillation for task-agnostic compression of pre-trained transformers. *Advances in Neural Information Processing Systems* 33 (2020), 5776–5788.
- [31] Xin Wang, Yasheng Wang, Fei Mi, Pingyi Zhou, Yao Wan, Xiao Liu, Li Li, Hao Wu, Jin Liu, and Xin Jiang. 2021. Syncobert: Syntax-guided multi-modal contrastive pre-training for code representation.
- [32] Xinpeng Wang, Leonie Weissweiler, Hinrich Schütze, and Barbara Plank. 2023. How to Distill your BERT: An Empirical Study on the Impact of Weight Initialization and Distillation Objectives.
- [33] Ming Wen, Rongxin Wu, and Shing-Chi Cheung. 2016. Locus: Locating bugs from software changes. In *ASE*. 262–273.
- [34] Martin White, Michele Tufano, Christopher Vendome, and Denys Poshyvanyk. 2016. Deep learning code fragments for code clone detection. In *ASE*. IEEE, 87–98.
- [35] Chu-Pan Wong, Yingfei Xiong, Hongyu Zhang, Dan Hao, Lu Zhang, and Hong Mei. 2014. Boosting bug-report-oriented fault localization with segmentation and stack-trace analysis. In *2014 IEEE international conference on software maintenance and evolution*. IEEE, 181–190.
- [36] W. Eric Wong, Ruizhi Gao, Yihao Li, Rui Abreu, and Franz Wotawa. 2016. A Survey on Software Fault Localization. *IEEE Transactions on Software Engineering* 42, 8 (2016), 707–740.
- [37] Jian Zhou, Hongyu Zhang, and David Lo. 2012. Where should the bugs be fixed? more accurate information retrieval-based bug localization based on bug reports. In *34th International conference on software engineering (ICSE)*. IEEE, 14–24.
- [38] Ziye Zhu, Hanghang Tong, Yu Wang, and Yun Li. 2022. BL-GAN: Semi-Supervised Bug Localization Via Generative Adversarial Network. *IEEE Transactions on Knowledge and Data Engineering* (2022).