

Domain Generalizable Knowledge Tracing via Concept Aggregation and Relation-Based Attention

Yuquan Xie, Wanqi Yang, Jinyu Wei, Ming Yang and Yang Gao

Abstract—Knowledge Tracing (KT) is a critical task in online education systems, aiming to monitor students’ knowledge states throughout a learning period. Common KT approaches involve predicting the probability of a student correctly answering the next question based on their exercise history. However, these methods often suffer from performance degradation when faced with the scarcity of student interactions in new education systems. To address this, we leverage student interactions from existing education systems to mitigate performance degradation caused by limited training data. Nevertheless, these interactions exhibit significant differences since they are derived from different education systems. To address this issue, we propose a domain generalization approach for knowledge tracing, where existing education systems are considered source domains, and new education systems with limited data are considered target domains. Additionally, we design a domain-generalizable knowledge tracing framework (DGKT) that can be applied to any KT model. Specifically, we present a concept aggregation approach designed to reduce conceptual disparities within sequences of student interactions from diverse domains. To further mitigate domain discrepancies, we introduce a novel normalization module called Sequence Instance Normalization (SeqIN). Moreover, to fully leverage exercise information, we propose a new knowledge tracing model tailored for the domain generalization KT task, named Domain-Generalizable Relation-based Knowledge Tracing (DGRKT). Extensive experiments across five benchmark datasets demonstrate that the proposed method performs well despite limited training data. Traditional KT models show significant performance degradation on target domains, while models with the DGKT framework alleviate this issue. Our proposed DGRKT model outperforms five knowledge tracing models, achieving an average AUC improvement of 4.16%, benefiting from a specially designed relation-based attention mechanism.

Index Terms—Knowledge tracing, intelligent education, domain generalization, knowledge concept.

I. INTRODUCTION

Over the past decades, a large number of online education systems have emerged, which provide remote learning environments and personalized guidance for users. These advancements have revolutionized the educational landscape, enabling platforms to cater to the individual learning needs of students more effectively [1], [2], [3]. Knowledge tracing (KT) plays a crucial role in this context, as it allows education systems to monitor and evaluate the evolving knowledge states of students. Knowledge tracing (KT) aims to trace a student’s knowledge states accurately which is often realized via the task of predicting students’ future performance according to their historical interactions [4], [5]. This enables online education platforms to better assess students’ comprehension and provide tailored assistance for learners [6], [7].

A number of KT models have demonstrated their effectiveness [8], [9], [10]. However, these methods require a

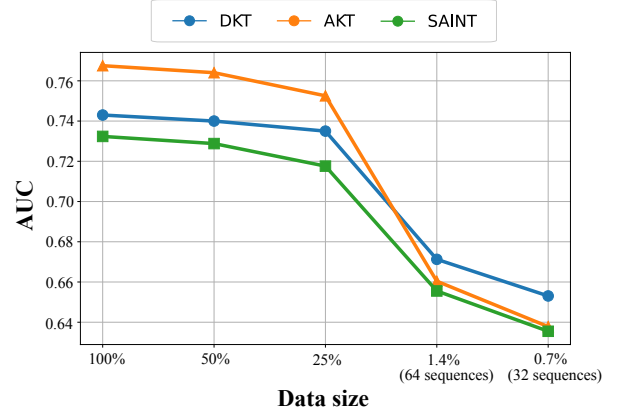


Fig. 1: The AUC result for different KT models with different data size.

substantial amount of student interactions to adequately train a KT model for a specific subject. In the majority of knowledge tracing datasets, students’ problem-solving records typically have a scale of several hundred thousand or more. For example, there are 346, 860 interactions in ASSISTment 2009 which is completely enough to train a KT model sufficiently while *it is difficult for a newly developed education system to gain such a substantial amount of data in the beginning*. In practice, developing a new online education system or adding a new question bank to an existing one often lacks the availability of abundant student interactions, leading to a scarcity of data for training a KT model [11], [12]. This scarcity of interactions results in the challenge of insufficient training data. As shown in Fig. 1, common KT models suffer significant AUC degradation when confronted with limited data sizes.

Currently, few studies have delved into the data scarcity issue in knowledge tracing. Some prior efforts have aimed to address the sparse problem that students tend to interact with only a small set of questions, using approaches like pre-trained question embeddings [13] or contrastive learning [7], [14], [15]. However, these methods assume relatively sufficient interaction records. In cases where interactions are severely limited, these approaches might not be effective in learning question embeddings and students’ knowledge states, as they heavily rely on a larger amount of student interactions. *Thus, the scarcity of student interactions in new educational systems presents a significant challenge.*

In the absence of student interaction records in the new system, numerous student interaction records from diverse online

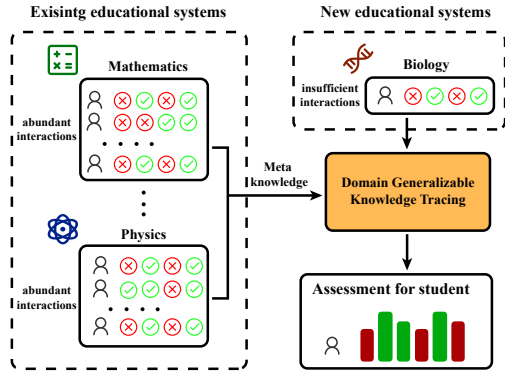


Fig. 2: An intuitive explanation for DGKT. Existing systems contain abundant interaction records while new education system only a few interactions. We aim to assess student’s knowledge state and predict the answer correctness despite lack of the interaction data.

education platforms offer valuable insights. These records may originate from different sources, yet they mirror the process of knowledge acquisition. Extracting overarching cognitive patterns from these varied student interaction sequences is pivotal for addressing the data scarcity issue in KT tasks. AdaptKT, as proposed by [16], delved into domain adaptation for knowledge tracing. However, it is demanding that AdaptKT requires the question texts and relatively sufficient interactions in the target domain, which is often not met in reality. Moreover interaction sequences from different education system differs a lot so it is unfeasible to directly use them as training data. Thus, the significant differences between various educational systems present another major challenge.

We innovatively frame the dilemma of the new education system as a domain generalization issue, as shown in Fig. 2. We aim to design a novel KT method that derives meta-knowledge from various student interaction sequences from different education systems (source domains), enabling seamless transfer to a new education system (target domain). In the context of domain generalization for knowledge tracing, different domains corresponds to the questions and interactions from different online education platforms, such as engineering statics course and Algebra course. These domains have different knowledge concepts and these concepts are related to different questions, we aim to assess student’s mastery on various concepts. Sufficient student interaction records from specific systems are treated as source domains, while a limited number of interactions in the new system represent the target domain.

To solve the domain generalization issue, this paper introduces a novel approach, namely Domain Generalizable Knowledge Tracing (DGKT). DGKT’s goal is twofold: firstly, to utilize data from multiple source domains for training a versatile KT model, and subsequently, to swiftly adapt this model to a novel target domain with a few student interactions. Notably, DGKT faces two primary challenges: 1) *significant differences of concepts among the source domains*, and 2) *scarce student interactions within the target domain*.

For the problem of significant differences of concepts among the source domains, since diverse source domains encompass different concepts, raw concepts are ineffective to achieve domain generalization. To overcome this challenge, we propose the concept aggregation—a clustering algorithm for concept embedding that analyzes students’ interaction sequences from a unified perspective. Moreover, we propose a relation-based attention encoder that fully leverage the relation

For the problem of scarce student interactions within the target domain, we find it difficult to learn the target question embedding with a few interactions. Consequently, we design a unique concept representation for target domain that can effectively adapt to target domain with a few training data. Moreover, we propose a relation-based attention that fully leverage exercise information in target domain. The contributions of this paper are summarized as follows:

- **A novel solution of knowledge tracing for the data scarcity issue.** The data scarcity issue is valuable but insufficiently studied. We aim to train a domain-generalizable KT model from auxiliary source domains and quickly adapt the model to new target domains with only a few interactions.
- **Innovative concept aggregation for reducing domain discrepancy.** This addresses the challenge that questions and concepts from different domains have enormous differences. Through concept aggregation, similar concepts are associated with the same cluster centroid.
- **Domain-generalizable relation-based knowledge tracing.** We introduce a domain-generalizable relation-based knowledge tracing approach that leverages relational information within the target domain. Our specially designed model demonstrates superior performance in domain generalization for knowledge tracing.

After conducting extensive experiments on five benchmark datasets, our approach shows a performance of 4.16% improvement over five KT methods on domain generalization of knowledge tracing tasks.

II. RELATED WORK

In this section, we introduce the related work including cognitive diagnosis, knowledge tracing and domain generalization.

A. Cognitive Diagnosis

In online education systems, cognitive diagnosis is an essential task aimed at analyzing a student’s performance and providing a detailed evaluation of their proficiency across various concepts. Over the past decades, numerous cognitive diagnosis models have been developed, which can be broadly classified into two categories: traditional cognitive diagnosis models and deep learning-based cognitive diagnosis models. Traditional models include IRT [17], DINA [18] and MIRT [19], and one of the most prominent is IRT. IRT represents a student’s ability as a one-dimensional scalar and calculates the probability of correctly answering an exercise using a logistic function. This model has been widely used due to its simplicity and

interpretability. However, it is limited by its assumption of unidimensionality and its relatively simplistic modeling of student responses. In contrast, deep learning-based cognitive diagnosis models leverage the power of neural networks to capture more complex patterns in student data. A notable example is NeuralCD [20], which applies a multilayer perceptron to model the cognitive diagnosis process. By utilizing deep neural networks, NeuralCD can learn intricate relationships between student performance and underlying knowledge concepts.

While cognitive diagnosis models are effective in evaluating a student’s proficiency at a given point in time, they often lack the capability to continuously track the student’s knowledge state over an extended learning period. This limitation hinders their ability to provide ongoing, dynamic feedback that adapts to the student’s evolving learning needs.

B. Knowledge Tracing

Knowledge tracing task is an essential task to trace a student’s knowledge state over an extended learning period. Previous methods for KT can be divided into two categories, *i.e.*, traditional machine learning methods and deep learning methods. Among the methods based on traditional machine learning algorithms, the most representative one is BKT [21]. BKT builds a hidden Markov model for each knowledge concept to predict a student’s mastery of specific concepts. Other traditional machine learning KT models include Performance Factors Analysis (PFA) [22] and item response theory (IRT) [23].

Recently, many deep models for KT have emerged. The earliest deep model for KT is Deep Knowledge Tracing (DKT) [6]. DKT applies recurrent neural networks (RNNs) and outperforms traditional KT models. Many variants of DKT are proposed afterwards such as DKT+ [24]. Exercise-Enhanced Recurrent Neural Network (EERNN) [25] is proposed for student performance prediction by taking full advantage of both student exercising records and the text of each exercise. Another typical deep KT model is Separated Self-Attentive Neural Knowledge Tracing (SAINT) [8] which applies Transformer to KT tasks. Attentive Knowledge Tracing (AKT) [9] is another attention-based KT model using a novel monotonic attention mechanism that relates a learner’s future responses to assessment questions to their past responses. Learning Process-consistent Knowledge Tracing (LPKT) [26] monitors students’ knowledge state through directly modeling their learning process. As far as we know, few works focus on the data scarcity issue in online education systems, and we innovatively attempt to train a generalizable KT model.

C. Domain Generalization

Domain generalization (DG) has attracted increasing interest in recent years [27]. Some DG methods improve generalization via designing novel learning strategies or augmentation [28], [29]. Mancini *et al.* use learnable weights for aggregating the predictions from different source-specific classifiers [30], where a domain predictor is adopted to predict the probability of a sample belonging to each domain. Learning and Removing Domain-specific features for Generalization

(LRDG) [31] learns a domain-invariant model by tactically removing domain-specific features from the input images. There are several DG methods based on meta-learning. Inspired by model-agnostic meta-learning (MAML) [32], Li *et al.* propose Meta-Learning for DG (MLDG) [33], which is an optimization-based meta-learning strategy for domain generalization. MetaReg [34] introduce a meta regularizer in meta-learning for fine-grained regularization. Another way to solve the DG problem is representation learning. Many DG methods reduce distribution discrepancy across training domains to learn domain invariant representations via feature normalization [35] or minimize feature distribution divergence explicitly [36]. SNR [37] is proposed to simultaneously ensure both high generalization and discrimination capability of the networks. However, these methods cannot be directly borrowed for KT tasks since KT relies on comprehending a student’s learning trajectory.

III. DOMAIN-GENERALIZABLE KNOWLEDGE TRACING

In this section, we elaborate on the proposed DGKT method. Firstly, we formulate the knowledge tracing (KT) tasks and their domain generalization setting. Subsequently, we present the model architecture and concept aggregation. Furthermore, we introduce the generalization of KT model, which empowers the model to acquire meta-knowledge from source domains and effectively apply it to the target domain.

A. Problem Definition

A KT task with few sequences. In a KT task, there are very few sequences of interactions for training, denoted as $I = \{(q_1, r_1), (q_2, r_2), \dots, (q_T, r_T)\}$. Here, T represents the length of the sequence, $q_t \in \mathbb{N}^+$ corresponds to the question ID of the t -th interaction ($t \leq T$), and $r_t \in \{0, 1\}$ means the correctness of the student’s answer to the question q_t . These questions are associated with n_c concepts that students need to master. The objective is to train a KT model capable of mining the knowledge state of students and predicting the probability that a student will answer the next question correctly, denoted as $P(r_{n+1}|q_{n+1}, I)$. Since data scarcity affects model training, we resort to other available sequences as auxiliary source domain data for domain generalization.

Domain generalization setting. In the context of domain generalization for knowledge tracing, there are N auxiliary source domains $\{D_s^i | 1 \leq i \leq N\}$ and a target domain D_t . Each source domain D_s^i consists of m_i sequences of student interactions, denoted as $D_s^i = \{I_j^i | 1 \leq j \leq m_i\}$ along with a set of questions $\{q_1, q_2, \dots, q_{n_{q_i}}\}$ and a set of concepts $\{c_1, c_2, \dots, c_{n_{c_i}}\}$, where n_i represents the number of questions, k_i represents the number of concepts. The target domain, on the other hand, contains only m_t student interaction sequences, represented as $D_t = \{I_j^t | 1 \leq j \leq m_t\}$, with $m_t \ll m_i$. *Importantly, the data D_t from the target domain is unseen during the meta-training phase.* The objective is to train a generalized KT model by leveraging all the source domain data $\{D_s^i | 1 \leq i \leq N\}$, and subsequently adapt this model to the target domain data D_t for knowledge tracing.

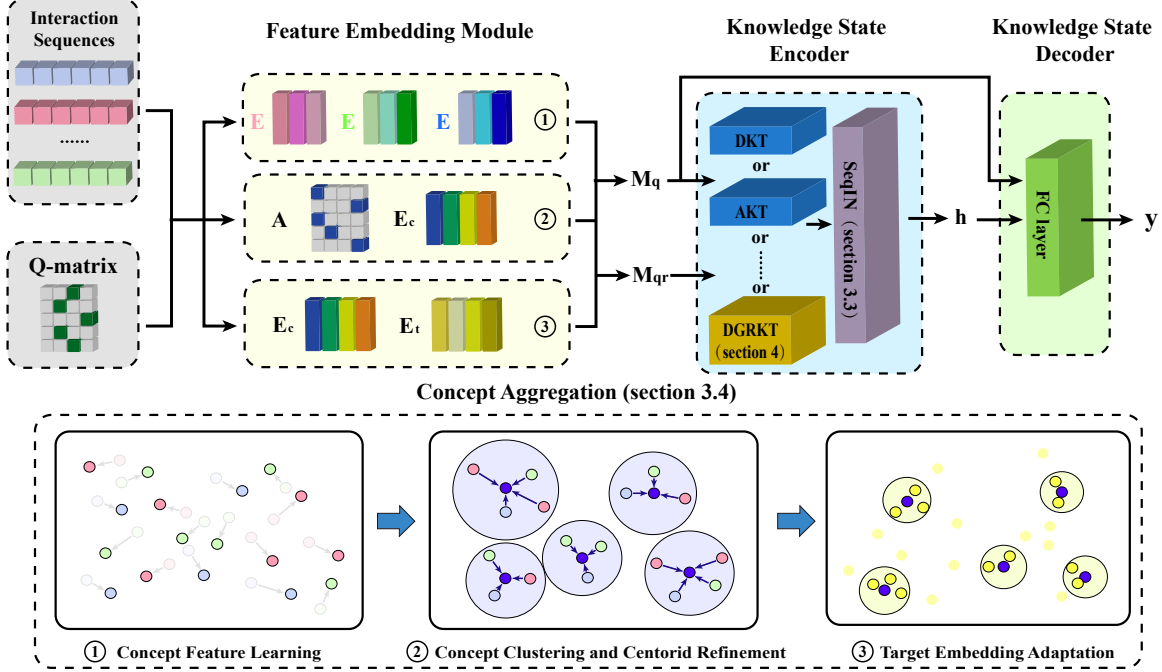


Fig. 3: A concise overview of our DGKT. We employ concept aggregation to obtain the embeddings that are applicable across domains. We conduct concept feature learning first and then aggregate embeddings into several clusters to get a refined centroid embedding. Finally, we utilize learned centroid embedding to represent target concepts.

B. Model Architecture

The process outlined in Fig. 3 illustrates the key steps of our DGKT approach. Initially, we employ the *feature embedding module* to transform the sequence into embedding sequence. These embedding sequences are then input into the *knowledge state encoder*, which generates the hidden knowledge state. Ultimately, this knowledge state is decoded by the *knowledge state decoder*, producing the anticipated probability of a student providing a correct response to the subsequent question.

Feature embedding module. We aim to convert the sequence of questions and responses into the embedding sequence. For each knowledge tracing domain, we have a concept matrix $\mathbf{Q} \in \mathbb{R}^{n_c \times n_q}$, where n_q represents the total number of question IDs and n_c represents the total number of knowledge concept IDs. The element Q_{ij} is set to 1 if the j -th question is related to the i -th knowledge concept. Thus, we learn the embedding $e_{q_t} \in \mathbb{R}^d$ of question q_t (d is the dimension of the embedding), which can be written by

$$e_{q_t} = \frac{\sum_i \mathbb{I}(Q_{iq_t} = 1) e_i}{\sum_i \mathbb{I}(Q_{iq_t} = 1)}, \quad (1)$$

where $\mathbb{I}(\cdot)$ represents the indicator function, which equals 1 if the condition inside the parentheses is true, and 0 otherwise. $e_i \in \mathbb{R}^d$ is a learnable vector representing the i -th concept.

Using the questions and responses, we construct the question-response embedding $e_{qr_t} \in \mathbb{R}^{2d}$ as follows:

$$e_{qr_t} = \begin{cases} e_{q_t} \oplus \mathbf{0}, & \text{if } r_t = 1, \\ \mathbf{0} \oplus e_{q_t}, & \text{if } r_t = 0, \end{cases} \quad (2)$$

where $\mathbf{0} = (0, 0, \dots, 0)$ is an all zero vector with the same dimension d as e_{q_t} , and \oplus is the concatenation operator.

By concatenating all the embeddings in a sequence, we obtain the question embedding matrix $\mathbf{M}_q\{1:T\} = (e_{q_1}, e_{q_2}, \dots, e_{q_T}) \in \mathbb{R}^{d \times T}$ and the question-response embedding matrix $\mathbf{M}_{qr}\{1:T\} = (e_{qr_1}, e_{qr_2}, \dots, e_{qr_T}) \in \mathbb{R}^{2d \times T}$.

Knowledge tracing backbone. To encode question embedding and question-response embedding into knowledge state, we employ backbone of existing knowledge tracing model. Here we take DKT, SAINT and AKT as examples to illustrate how to transform embedding into knowledge state using off-the-shelf knowledge tracing models.

For DKT, we use LSTM as knowledge state encoder to get student's knowledge state:

$$\begin{aligned} f_t &= \sigma(W_f e_{qr_t} + U_f h_{t-1} + b_f), \\ i_t &= \sigma(W_i e_{qr_t} + U_i h_{t-1} + b_i), \\ o_t &= \sigma(W_o e_{qr_t} + U_o h_{t-1} + b_o), \\ \tilde{c}_t &= \sigma(W_c e_{qr_t} + U_c h_{t-1} + b_c), \\ c_t &= f_t \odot c_{t-1} + i_t \odot \tilde{c}_t, \\ h_t &= o_t \cdot \sigma(c_t), \end{aligned} \quad (3)$$

where e_{qr_t} denotes the t -th question-response feature and h_t represents the student's knowledge state at timestep t .

Likewise, in the AKT model, three attention-based modules are utilized: the question encoder, the knowledge encoder, and the knowledge retriever. The student's knowledge state can be

represented as:

$$\begin{aligned} x_t &= \text{Encoder}_q(e_{q_1}, e_{q_2}, \dots, e_{q_t}), \\ y_t &= \text{Encoder}_k(e_{qr_1}, e_{qr_2}, \dots, e_{qr_t}), \\ h_t &= \text{Decoder}((x_1, y_1), (x_2, y_2), \dots, (x_{t-1}, y_{t-1}), x_t), \end{aligned} \quad (4)$$

where Encoder_q represents the question encoder which produce modified, contextualized representations of each question based on the sequence of questions the learner has previously practiced on, Encoder_k represents the knowledge encoder which produces modified, contextualized representations of the knowledge the learner acquired while responding to past questions, and Decoder represents the knowledge retriever which retrieves knowledge acquired in the past that is relevant to the current question using an attention mechanism. In AKT, the student’s knowledge state h is obtained in the knowledge retriever module by first constructing question features x based on the student’s question sequence and constructing question-interaction features y based on the student’s question-interaction sequence. Then, h is derived through attention layers applied to x and y .

As for SAINT, the transformer’s encoder is responsible for receiving the student’s question sequence, while the decoder receives both the student’s question-interaction sequence and the output from the encoder:

$$\begin{aligned} o_t &= \text{Encoder}(e_{q_1}, e_{q_2}, \dots, e_{q_t}), \\ h_t &= \text{Decoder}(e_{qt_1}, e_{qt_2}, \dots, e_{qt_{t-1}}, o_1, o_2, \dots, o_t), \end{aligned} \quad (5)$$

where Encoder and Decoder represent the Transformer’s encoder and decoder respectively.

Knowledge state decoder. To decode knowledge state into the probability, we use the same knowledge encoder to predict the probability of a student answering the next question correctly :

$$\begin{aligned} \hat{y}_{t+1} &= \text{Dec}(h_{t+1}, q_{t+1}) \\ &= \sigma(W_2 \cdot \text{ReLU}(W_1 \cdot [h_{t+1}, e_{q_{t+1}}] + b_1) + b_2), \end{aligned} \quad (6)$$

where Dec represents the knowledge state decoder, W_1 , W_2 and b_1 , b_2 denote weights and biases, respectively. $\sigma(\cdot)$ is the sigmoid function.

C. Sequence Instance Normalization

To reduce the distribution discrepancy from different domains, utilizing normalization method is a common solution. However, existing normalization methods may not be applicable for sequence feature in knowledge tracing task since feature after timestep t should be kept unseen when calculating y at timestep t . To tackle the dilemma, we design the sequence instance normalization SeqIN in our KT model to normalize the feature embeddings of sequential student interactions among domains. Since the normalization process takes into account the fact that the later interactions cannot be seen in the previous interactions, the feature embedding of the interaction each moment is normalized by only the statistics of all the previous moments.

Given a sequential feature matrix $M = (m_1, m_2, \dots, m_n)$ where $m_t \in \mathbb{R}^d$ is the feature embedding at time t , the normalized feature matrix \tilde{M} is calculated by

$$\tilde{M} = (\tilde{m}_1, \tilde{m}_2, \dots, \tilde{m}_n), \quad (7)$$

$$\tilde{m}_t = \gamma \left(\frac{m_t - \mu_t(M)}{\sigma_t(M)} \right) + \beta, \quad (8)$$

$$\mu_t(M) = \frac{1}{t+1} \left(p + \sum_{i=1}^t m_i \right), \quad (9)$$

$$\sigma_t(M) = \sqrt{\frac{(p - \mu_t(M))^2 + \sum_{i=1}^t (m_i - \mu_t(M))^2}{t+1}}, \quad (10)$$

where $\gamma, \beta \in \mathbb{R}^d$ are the parameters learned from the data. $\mu_t(M)$ and $\sigma_t(M)$ denote the mean and standard deviation of the sequence $\{m_1, m_2, \dots, m_t\} (1 \leq t \leq n)$. As seen, SeqIN normalizes m_t by considering all previous feature embeddings up to time t while remaining later feature embeddings unseen. In consideration of the meaninglessness to compute the mean and standard deviation of m_1 itself, we add a padding vector p in front of the original sequence, *i.e.*, $\{p, m_1, m_2, \dots, m_n\}$, where p is learned along with the model. Moreover, SeqIN can allow the feature embedding matrices of student interactions from different source domains to be aggregated together, which will be obviously observed in Fig. 5 in the visualization experiments.

We apply SeqIN to aforementioned knowledge tracing backbone networks, including DKT, AKT and SAINT. For DKT, the SeqIN is directly used on students’ knowledge state h :

$$\tilde{h} = \text{SeqIN}(h), \quad (11)$$

where h is the students’ knowledge state. For AKT, we apply SeqIN to intermediate features x and y as follows:

$$\tilde{y} = \text{SeqIN}(y), \quad (12)$$

$$\tilde{x} = \text{SeqIN}(x), \quad (13)$$

where x and y is respectively derived from the question encoder and the knowledge encoder of AKT.

As for SAINT, we apply SeqIN to intermediate features o :

$$\tilde{o} = \text{SeqIN}(o), \quad (14)$$

where o is the output of Transformer’s encoder.

D. Concept Aggregation

We here illustrate the concept aggregation for KT model, which enables KT model to retrieve meta-knowledge from source domains, aggregate concepts from different domains and adapt to target domain.

In the knowledge tracing task, each question is typically associated with a few specific knowledge concepts, which is directly utilized by conventional knowledge tracing models. However, this approach is not applicable for domain generalization knowledge tracing tasks, as knowledge concepts can vary across different domains, and they may even share the same concept ID. Additionally, the features of interaction sequences from different knowledge tracing domains show significant variations. For example, in certain knowledge tracing tasks, students may practice a question repeatedly, while in other tasks, students will move on to the next question

regardless of their performance on the current question. Consequently, the question sequences from different domains exhibit different levels of granularity, which poses challenges for knowledge tracing models to effectively analyze a student’s learning patterns.

To address the issue of granular differences, we propose concept aggregation for domain-specific knowledge concepts. This approach involves learning the domain-specific concept embedding and conducting k -means algorithm for embedding across all source domains. Subsequently, we replace concept embeddings with calculated centroid embedding and further train the model using concept embeddings.

Concept feature learning. We first train the KT model on all source domains. Each source domain learns their own concept embedding matrix $\mathbf{E}_i = \{e_j\}_{j=1}^{n_i}$ (referred to Eq. (1)), while the remaining parameters of knowledge state encoder and decoder, namely θ_{enc} and θ_{dec} in KT model respectively, are shared across all domains. During this stage, we randomly sample data from each source domain. The model is trained by minimizing classification loss on all source domains, which can be formulated as:

$$\min_{\{\mathbf{E}_i\}_{i=1}^N, \theta_{enc}, \theta_{dec}} \mathbb{E}_{D_s^i \sim D_s, (I_j^i, R_j^i) \sim D_s^i} [L_{CE}(\hat{Y}_j^i, R_j^i)], \quad (15)$$

where L_{CE} is the cross-entropy loss, I_j^i is the j -th interaction sequence in the i -th source domain, and R_j^i is the corresponding response to the next question.

Concept clustering. After first training on source domains, we obtain the concept embeddings $\{\mathbf{E}_i\}_{i=1}^N$ from various domains. In this stage, we apply the k -means algorithm to all concept embeddings, dividing numerous concepts into k clusters. This process provides KT model with a coarse-grained perspective of interaction sequences. Specifically, through the k -means procedure, we obtain a cluster assignment matrix \mathbf{A} and the embeddings of each centroid \mathbf{E}_c .

$$\mathbf{E}_{cat} = [\mathbf{E}_1, \mathbf{E}_2, \dots, \mathbf{E}_N], \quad (16)$$

$$\mathbf{A} = \text{Kmeans}(\mathbf{E}_{cat}), \quad (17)$$

$$e_{c_i} = \frac{1}{|C_i|} \sum_{j=1}^{n_e} \mathbf{E}_{cat_j} \mathbf{A}_{ij}, \quad (18)$$

$$\mathbf{E}_c = [e_{c_1}, e_{c_2}, \dots, e_{c_k}], \quad (19)$$

where \mathbf{E}_{cat} concatenates all concept embeddings from N source domains, and n_e represents the total of the concepts. $\mathbf{A} \in \{0, 1\}^{k \times n_e}$ is the cluster assignment matrix where $\mathbf{A}_{ij} = 1$ means the j -th concept of \mathbf{E}_{cat} is assigned to the i -th centroid. $|C_i|$ denotes the number of concepts of the i -th cluster. e_{c_i} denotes the embedding of i -th centroid and $\mathbf{E}_c \in \mathbb{R}^{d \times k}$ represents the matrix of centroid embeddings.

Concept centroid refinement. Based on the results of concept clustering, we replaced the concept embeddings of each source domain with the embeddings of the cluster centroids to narrow the difference between the source domains. Accordingly, for domain x , the question embedding is rewritten as:

$$\tilde{Q} = A_x \cdot Q_x, \quad (20)$$

$$e_{qt} = \frac{\sum_i \mathbb{I}(\tilde{Q}_{iqt} = 1) e_i}{\sum_i \mathbb{I}(\tilde{Q}_{iqt} = 1)}, \quad (21)$$

where $A_x \in \{0, 1\}^{k \times n_{c_x}}$ is the cluster assignment matrix of domain x , where $\mathbf{A}_{xij} = 1$ means the j -th concept of \mathbf{E}_x is assigned to the i -th centroid. \tilde{Q} represent the relationship between questions and centroids, where $\tilde{Q}_{ij} = 1$ when j -th question is related to i -th centroid. Q_x is the concept matrix of domain x . e_i is the i -th vector in \mathbf{E}_c , \mathbf{E}_c and \mathbf{A} are calculated in concept clustering phase. Similar to Eq. (15), we randomly sample data from source domains and update the parameters (\mathbf{E}_c , θ_{enc} and θ_{dec}) in KT model by minimizing the classification loss.

The procedure of concept aggregation can be succinctly summarized as Algorithm 1.

Algorithm 1 Concept aggregation for source domain training

Input: Interactions from N source domains $\{D_s^i\}_{i=1}^N$.

Output: Model parameters $\theta_{enc}, \theta_{dec}$; Embedding \mathbf{E}_c .

```

1: // Concept feature learning
2: while not converged do
3:    $\mathcal{L}_{kt} \leftarrow 0$ .
4:   for  $i \leftarrow 1$  to  $N$  do
5:      $\{I^i, y^i\} \leftarrow \text{randselect}(D_s^i)$ . // Sample a batch
6:      $\{\mathbf{M}_q, \mathbf{M}_{qr}\} \leftarrow \text{solution of Eqs. (1) and (2)}$ .
7:      $\hat{y} \leftarrow \text{Dec}(\text{Enc}(\mathbf{M}_q, \mathbf{M}_{qr}))$ . // Predict  $\hat{y}$ 
8:      $\mathcal{L}_{kt} \leftarrow \mathcal{L}_{kt} + \mathcal{L}_{CE}(\hat{y}, y^i)$ . // Calculate the loss
9:   end for
10:  Update  $\{\mathbf{E}_i\}, \theta_{enc}, \theta_{dec}$  by minimizing  $\mathcal{L}_{kt}$ .
11: end while
12: // Concept clustering and concept centroid refinement
13:  $\{\mathbf{A}, \mathbf{E}_c\} \leftarrow \text{solution of Eqs. (16)-(19)}$ .
14: while not converged do
15:    $\mathcal{L}_{kt} \leftarrow 0$ .
16:   for  $i \leftarrow 1$  to  $N$  do
17:      $\{I^i, y^i\} \leftarrow \text{randselect}(D_s^i)$ . // Sample a batch
18:      $\{\mathbf{M}_q, \mathbf{M}_{qr}\} \leftarrow \text{solution of Eqs. (20) and (2)}$ .
19:      $\hat{y} \leftarrow \text{Dec}(\text{Enc}(\mathbf{M}_q, \mathbf{M}_{qr}))$ . // Predict  $\hat{y}$ 
20:      $\mathcal{L}_{kt} \leftarrow \mathcal{L}_{kt} + \mathcal{L}_{CE}(\hat{y}, y^i)$ . // Calculate the loss
21:   end for
22:  Update  $\mathbf{E}_c, \theta_{enc}, \theta_{dec}$  by minimizing  $\mathcal{L}_{kt}$ .
23: end while

```

E. Generalization to Target Domain

For domain generalization of KT tasks, we delve into transferring the learned KT model to a designated target domain. Firstly, we initialize the concept embedding of the target domain and subsequently design a novel concept representation for the target domain which not only exhibits adaptability to the target domain but also maintains the centroid embeddings learned from the source domain to prevent overfitting.

Initialization for target embedding. We begin by initializing the concept embedding for the target domain, namely target embedding. Given that several concepts in the target domain remains unseen, the optimal approach for initializing the target embedding is to utilize the learned centroid embedding. For the target embedding, the formulation is as follows:

$$e_{t_i} \in \{e_{c_1}, e_{c_2}, \dots, e_{c_k}\}, \quad (22)$$

$$\mathbf{E}_t = [e_{t_1}, e_{t_2}, \dots, e_{t_{n_c}}], \quad (23)$$

where e_{t_i} represents the i -th concept embedding in target domain, $1 \leq i \leq n_{c_t}$. n_{c_t} is the number of concepts in target domain. Initially, e_{t_i} is randomly selected from the set of centroid embeddings. \mathbf{E}_t represents target embedding matrix.

Concept representation of target domain. Regarding the representation of concepts in the target domain, we aim for it to leverage the parameters learned during the concept aggregation phase effectively. Additionally, we seek its efficient adaptation to the target domain, enabling the model to swiftly transition with limited data while avoiding overfitting. For problems in target domain, we have:

$$e_{q_t} = \frac{\sum_i \mathbb{I}(Q_{i q_t} = 1) e_i}{\sum_i \mathbb{I}(Q_{i q_t} = 1)}, \quad (24)$$

$$j = \operatorname{argmin}_{1 \leq i \leq k} \|e_{q_t} - e_{c_i}\|, \quad (25)$$

$$e_{target} = (1 - \lambda) e_{c_j} + \lambda e_{q_t}, \quad (26)$$

where e_i is the concept embedding retrieved from \mathbf{E}_t . e_{c_j} denotes the j -th centroid embedding. λ is a hyperparameter used to adjust the degree of freedom of the target concept embedding. e_{target} is the final representation of q_t in target domain that will be fed into KT model.

Target embedding adaptation. We fine-tune our KT model on target domain using the aforementioned concept representation. During this phase, only the target embedding \mathbf{E}_t is optimized, while other parameters including θ_{enc} and θ_{dec} are frozen, which is similar to Eq. (15).

In this way, our model will effectively adapt to target domain while fully utilizing its learned centroid embedding in concept aggregation. For clarification, the whole process of generalization is summarized in Algorithm 2.

Algorithm 2 Generalization to target domain

Input: Interactions from target domain D_t ; Embedding \mathbf{E}_c ; Model parameters $\theta_{enc}, \theta_{dec}$.

Output: Target embedding \mathbf{E}_t .

```

1:  $\mathbf{E}_t \leftarrow$  solution of Eqs. (22)-(23). // Initialization
2: for iter  $\leftarrow$  1 to epoch do
3:    $\mathcal{L}_{kt} \leftarrow 0$ .
4:   for  $\{I^i, y^i\} \in D_t$  do
5:      $\{\mathbf{M}_q, \mathbf{M}_{qr}\} \leftarrow$  solution of Eqs. (24)-(26).
6:      $\hat{y} \leftarrow \text{Dec}(\text{Enc}(\mathbf{M}_q, \mathbf{M}_{qr}))$ . // Predict  $\hat{y}$ 
7:      $\mathcal{L}_{kt} \leftarrow \mathcal{L}_{kt} + \mathcal{L}_{CE}(\hat{y}, y^i)$ . // Calculate the loss
8:   end for
9:   Update  $\mathbf{E}_t$  by minimizing  $\mathcal{L}_{kt}$ .
10: end for

```

IV. DOMAIN-GENERALIZABLE RELATION-BASED KNOWLEDGE TRACING

Although our proposed DGKT framework effectively enhances the performance of existing KT models in new domains, these models are not inherently designed for domain generalization in knowledge tracing. One of the biggest challenges hindering these models from transferring to a new domain is the complete discrepancy in exercise IDs across domains, which leads to an inability to fully leverage the information from exercise IDs in students' interaction sequences.

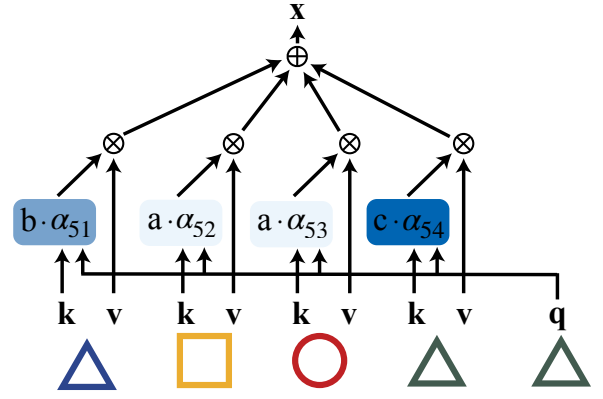


Fig. 4: A toy example of relation-based attention, where different shapes represent different concepts and different color represent different exercises. Relation-based attention focus more on related exercises and concepts.

To address this issue, we propose a domain-generalizable relation-based knowledge tracing model(DGRKT) specifically designed for domain generalization in knowledge tracing. This model captures the relationships between exercises and concepts across different timesteps based on attention mechanism. In this section, we illustrate DGRKT in detail including DGRKT model architecture and relation-based attention encoder.

A. DGRKT Model Architecture

Similar to the aforementioned model architecture, our DGRKT consists of a feature embedding module, a knowledge state encoder, and a knowledge state decoder. In DGRKT, the feature embedding module and knowledge state decoder remain the same, while the knowledge state encoder is specifically designed to capture the relationships between different timesteps. As described above, we can transform a student's interaction sequence into question embedding matrix and question-response embedding matrix:

$$M_q, M_{qr} = \text{FeatureEmbedding}((q_1, r_1), (q_2, r_2), \dots, (q_t, r_t)). \quad (27)$$

Given a question embedding matrix M_q and a question-response embedding matrix M_{qr} , the outputted knowledge state can be represented as:

$$\begin{aligned} x_t &= \text{R-Attn}(\mathcal{Q} = M_q, \mathcal{K} = M_q, \mathcal{V} = M_{qr}), \\ h_t &= \text{SeqIN}(x_t), \end{aligned} \quad (28)$$

where M_q denotes the question embedding matrix and M_{qr} denotes the question-response embedding matrix. $\text{R-Attn}(\cdot)$ is the relation-based attention mechanism, which will be elaborated in the upcoming subsection. \mathcal{Q} , \mathcal{K} , and \mathcal{V} represent the query, key, and value, respectively, in the attention mechanism. $\text{SeqIN}(\cdot)$ is the aforementioned sequence instance normalization.

Likewise, the probability of a student answering the next question correctly can be calculated as:

$$\hat{y}_{t+1} = \text{Dec}(h_{t+1}, q_{t+1}). \quad (29)$$

Same as before, we conduct concept aggregation to realize generalization to the target domain.

B. Relation-based Attention Encoder

To explicitly capture the relation between different timesteps and fully leverage exercise IDs from different domains, we have designed a novel relation-based attention encoder that adjusts the attention value α based on the relation between two timesteps. We assume that the more similar a question a student answered at a previous time is to the current question, the more valuable the information from that previous time will be. Therefore, we have defined three types of relations based on the relevance between two timesteps to guide the learning of the relation-based attention encoder, as is shown in Fig. 4.

Specifically, we define three kinds of relations between two timesteps. Given two timesteps i and j , and their corresponding interactions (q_i, r_i) and (q_j, r_j) , the relevance between two exercises q_i and q_j can be represented as:

$$R(i, j) = \mathbb{I}(q_i = q_j) + \mathbb{I}(C_i \cap C_j \neq \emptyset), \quad (30)$$

where $R(i, j)$ denotes the relation between timestep i and timestep j . $R(i, j) = 0$ indicates q_i and q_j are irrelevant, $R(i, j) = 1$ indicates q_i and q_j have common related concepts, and $R(i, j) = 2$ indicates q_i and q_j are the same. C_i and C_j are the concept sets associated with q_i and q_j , respectively, consisting of related concepts.

Following the procedure of attention mechanism, we assume that e_{qr} corresponds to value and e_q corresponds to query and key. In attention block, the attention value α_{ij} is calculated as:

$$\begin{aligned} q_i &= W_q e_{q_i}, \\ k_j &= W_k e_{q_j}, \\ \alpha_{ij} &= \text{Softmax}\left(\frac{q_i^T k_j}{\sqrt{d}}\right), \end{aligned} \quad (31)$$

where W_q and $W_k \in \mathbb{R}^{d \times d}$ are linear transformation, d is the dimension of features.

Normally, in an attention mechanism, the calculated attention value α is directly used to compute the weighted sum. However, in the relation-based attention encoder, our model aims to explicitly differentiate between different relations. Therefore, we adjust the attention value α_{ij} based on the relation $R(i, j)$. Specifically, for timestep j , its attention values $[\alpha_{1j}, \alpha_{2j}, \dots, \alpha_{(j-1)j}]$ are modified as follows:

$$\begin{aligned} v_i &= W_v e_{q_i}, \\ \lambda_{ij} &= \begin{cases} a & \text{if } R(i, j) = 0 \\ b & \text{if } R(i, j) = 1, \\ c & \text{if } R(i, j) = 2 \end{cases} \\ A &= [\lambda_{1j} \alpha_{1j}, \lambda_{2j} \alpha_{2j}, \dots, \lambda_{(j-1)j} \alpha_{(j-1)j}], \\ x_j &= \sum_{i=1}^{j-1} \frac{\lambda_{ij} \alpha_{ij}}{\sum A} v_i, \end{aligned} \quad (32)$$

where $W_v \in \mathbb{R}^{d \times d}$ is a linear transformation for the value vectors v_i . λ_{ij} represents the importance of timestep i for timestep j . It is noted that $0 < a < b < c$ to ensure that λ_{ij} increases with the relevance of i and j . The output of the relation-based attention encoder, denoted as x , is computed as the weighted sum of the value vectors v .

V. EXPERIMENTS

In this section, we evaluate the performance of our proposed method using five well-known knowledge tracing benchmark datasets on domain generalization knowledge tracing. Also, we conduct visualization experiment along with cluster analysis that manifest the effectiveness of our proposed concept aggregation.

A. Datasets and setting.

We evaluate the performance of our DGKT using five well-known KT benchmark datasets: ASSISTment 2009¹, ASSISTment 2015², ASSISTment 2017³, Algebra 2005⁴, and Junyi⁵. The first three datasets are provided by an online education system called ASSISTment [38] with different exercises and students, which are widely used to evaluate KT models. Junyi [39] was collected from an E-learning platform called Junyi Academy, which was established in 2012. Algebra 2005 is provided by the KDDcup 2010 Educational Data Mining challenge containing 13–14 year old students' interaction on Algebra questions. For convenience, these datasets are abbreviated as ASSIST09, ASSIST15, ASSIST17, STATICS and ALGEBRA in the following.

In the DGKT model, after conducting a grid search, the dimension d of feature embeddings is determined to be 256, and the number k of concept clusters is set to 5. The optimization of the model employs the Adam optimizer with a learning rate of 0.0001, and the batch size is fixed at 32. In relation-based attention, a, b, c are set to 1, 2 and 4 respectively.

Our approach adopts a domain generalization setup, where one dataset serves as the target domain, while the remaining four datasets act as four source domains. For concept feature learning, we conduct 12,000 epochs of training on the source domains. In each epoch, every source domain is sampled for a batch, and the model is trained on four batches of data. Subsequently, for concept centroid refinement, we similarly conduct 6,000 epochs of training.

On the target domain, we test our method with different scale of training data, from a single batch of data to 8 batches of data, and a fine-tuning process of 15 epochs is conducted. This approach allows us to assess the effectiveness of knowledge tracing across all five datasets.

¹<https://sites.google.com/site/assistmentsdata/home/assistment-2009-2010-data/skill-builder-data-2009-2010>

²<https://sites.google.com/site/assistmentsdata/home/2015-assistments-skill-builder-data>

³<https://sites.google.com/view/assistmentsdatamining/dataset>

⁴<https://pslcdatashop.web.cmu.edu/KDDCup/>

⁵<http://www.junyiacademy.org/>

TABLE I: The AUC results of four different knowledge tracing methods on five target domain datasets with only a few interactions in the target domain and sufficient interaction sequences in the other four source domains.

Dataset	batch num	DKT	DG-DKT	SAINT	DG-SAINT	AKT	DG-AKT	SimpleKT	DG-SimpleKT	DGRKT
ASSIST09	1	0.683	0.721	0.706	0.718	0.704	0.718	0.706	0.713	0.729
	2	0.685	0.727	0.711	0.727	0.713	0.723	0.713	0.715	0.737
	4	0.687	0.732	0.716	0.731	0.716	0.729	0.716	0.720	0.740
	8	0.701	0.734	0.719	0.735	0.720	0.736	0.720	0.721	0.743
ASSIST15	1	0.658	0.694	0.680	0.683	0.670	0.690	0.670	0.691	0.717
	2	0.671	0.705	0.691	0.699	0.684	0.701	0.684	0.692	0.729
	4	0.675	0.710	0.696	0.708	0.691	0.705	0.691	0.695	0.732
	8	0.677	0.716	0.702	0.714	0.694	0.719	0.694	0.696	0.732
ASSIST17	1	0.600	0.675	0.636	0.649	0.636	0.661	0.636	0.655	0.677
	2	0.607	0.681	0.647	0.654	0.650	0.673	0.650	0.664	0.684
	4	0.614	0.685	0.655	0.661	0.661	0.683	0.661	0.669	0.689
	8	0.617	0.693	0.661	0.667	0.669	0.685	0.669	0.674	0.696
ALGEBRA	1	0.693	0.749	0.751	0.765	0.741	0.756	0.741	0.748	0.775
	2	0.709	0.760	0.756	0.772	0.752	0.775	0.752	0.757	0.781
	4	0.722	0.764	0.762	0.779	0.761	0.781	0.761	0.769	0.784
	8	0.732	0.776	0.765	0.785	0.764	0.790	0.764	0.775	0.795
Junyi	1	0.607	0.678	0.688	0.699	0.678	0.679	0.678	0.685	0.724
	2	0.637	0.684	0.689	0.701	0.686	0.692	0.686	0.688	0.727
	4	0.659	0.689	0.692	0.708	0.691	0.702	0.691	0.699	0.728
	8	0.662	0.691	0.692	0.711	0.695	0.709	0.695	0.702	0.730

B. Comparison Results and Analysis

We present a comparative analysis between our proposed DGKT method and four prominent knowledge tracing models, *i.e.*, DKT [6], SAINT [8], AKT [9], and SimpleKT [40]. For fair comparison, we initially pre-train these KT models on all available source domains, followed by fine-tuning them on the specific target domain. Methods including DKT, AKT, and SimpleKT are reimplemented by their public source codes, while SAINT is reimplemented based on their papers. Also, the hyperparameters are set as the values provided by the literature.

Domain Generalization of Knowledge Tracing Tasks.

The AUC results for all compared KT methods in the context of domain generalization are presented in Table I. DKT, SAINT, AKT and SimpleKT are pretrained on all source domains and finetuned on target domain, while DG-DKT, DG-SAINT, DG-AKT and DG-SimpleKT are corresponding KT models with DGKT framework. These results highlight the effectiveness of the DGKT approach in enhancing knowledge tracing performance with limited training data. In the target domain, DGKT demonstrates significant improvements due to its robust generalization capabilities. Additionally, we find that DG-DKT performs better than other models based DGKT framework in several dataset despite its relatively small parameter size. We believe it is possibly because its relatively small parameter size makes DG-DKT better generalization ability. All knowledge tracing models integrated with the DGKT framework exhibit superior performance compared to traditional knowledge tracing models pretrained on source domains. As the size of the data increases, our method consistently maintains its advantage.

C. Ablation Studies.

Concept Aggregation. We conducted ablation experiments to investigate the impact of our proposed concept aggregation methods, which include concept feature learning (CFL), centroid refinement (CR), and target embedding adaptation (TA).

TABLE II: The AUC results of n different knowledge tracing methods on five target domain datasets with only a few interactions in the target domain and sufficient interaction sequences in the other four source domains.

Dataset	batch num	DG-DKT -w/o SeqIN	DG-DKT -BN	DG-DKT -LN	DG-DKT -SeqIN
ASSIST09	1	0.712	0.718	0.713	0.721
	2	0.717	0.722	0.725	0.727
	4	0.726	0.730	0.727	0.732
	8	0.731	0.729	0.730	0.734
ASSIST15	1	0.689	0.691	0.688	0.694
	2	0.700	0.702	0.704	0.705
	4	0.704	0.710	0.713	0.710
	8	0.706	0.715	0.719	0.716
ASSIST17	1	0.657	0.671	0.651	0.679
	2	0.677	0.679	0.671	0.689
	4	0.680	0.691	0.679	0.695
	8	0.690	0.697	0.695	0.703
ALGEBRA	1	0.715	0.748	0.746	0.749
	2	0.743	0.759	0.752	0.760
	4	0.764	0.762	0.760	0.764
	8	0.765	0.775	0.772	0.776
Junyi	1	0.634	0.668	0.659	0.678
	2	0.653	0.669	0.679	0.684
	4	0.681	0.680	0.677	0.689
	8	0.682	0.675	0.679	0.691

Specifically, we compare our DGKT model with three variants: DGKT-w/o CFL, DGKT-w/o CR, and DGKT-w/o TA. The details of these variants are presented below:

- **DGKT-w/o CFL:** This variant omits concept feature learning. The model is directly trained on the target domain without pretraining on the source domain.
- **DGKT-w/o CR:** This variant omits centroid refinement. After concept feature learning, the model is directly fine-tuned on the target domain without centroid refinement.
- **DGKT-w/o TA:** This variant omits target embedding adaptation. The model is fine-tuned on the target domain using randomly initialized embeddings, and question embeddings are calculated solely by Eqs. (25).

From Table III, we can observe that DGKT without Concept




Fig. 5: The t -SNE visualization of feature embedding of student interactions by using different normalization methods.

Feature Learning (CFL) shows a significant decrease in AUC. This indicates that CFL is a crucial procedure, as it derives meta-knowledge from several source domains. Additionally, concept aggregation proves to be beneficial for learning a robust concept embedding for DGRKT, as well as for adapting the target embedding effectively.

Sequence Instance Normalization. Moreover, we conduct ablation experiment on Sequence Instance Normalization (SeqIN), we compare DG-DKT with three variants: DG-DKT -w/o SeqIN (SeqIN removed), DG-DKT -BN (SeqIN replaced by BN) and DG-DKT -LN (SeqIN replaced by LN).

We omit instance normalization because its calculation inevitably includes all timesteps, leading to information leakage in knowledge tracing. The results, shown in Table II, demonstrate the advantage of SeqIN. Specifically, DG-DKT without SeqIN (DG-DKT -w/o SeqIN) shows a significant decrease in AUC, indicating that the normalization method is crucial in such cross-domain tasks and Sequence Instance Normalization is a better normalization module for domain generalization of knowledge tracing.

D. Visualization

We demonstrate the effectiveness of our proposed method via visualization methods, including visualizing feature embedding via t -sne, student’s mastery and attention score of DGRKT.

Visualization of SeqIN. To further demonstrate the effectiveness of our SeqIN, we visualize the knowledge state h via t -SNE [41] with different normalization methods in Fig. 5. This figure shows four different source domains (ASSIT15, ASSIT17, Junyi and Algebra05), and each color represents one source domain. Moreover, we use $ProxyA$ -distance to calculate the divergence between different domains [42].

From Fig. 5 we can observe that the SeqIN can significantly aggregate the feature embeddings from different source domains, resulting in the lowest A -distance, while the BN and LN do not work well on the embedding sequences of student

TABLE III: The AUC results of n different knowledge tracing methods on five target domain datasets with only a few interactions in the target domain and sufficient interaction sequences in the other four source domains.

Dataset	batch num	DGRKT -w/o CFL	DGRKT -w/o CR	DGRKT -w/o TA	DGRKT
ASSIST09	1	0.699	0.711	0.709	0.729
	2	0.705	0.717	0.718	0.737
	4	0.716	0.725	0.724	0.740
	8	0.726	0.728	0.729	0.743
ASSIST15	1	0.670	0.697	0.695	0.717
	2	0.689	0.709	0.712	0.729
	4	0.707	0.718	0.717	0.732
	8	0.719	0.723	0.723	0.732
ASSIST17	1	0.624	0.646	0.645	0.677
	2	0.649	0.663	0.662	0.684
	4	0.667	0.672	0.672	0.689
	8	0.675	0.681	0.680	0.696
ALGEBRA	1	0.701	0.750	0.752	0.775
	2	0.756	0.762	0.763	0.781
	4	0.764	0.767	0.767	0.784
	8	0.772	0.774	0.780	0.795
Junyi	1	0.691	0.700	0.697	0.724
	2	0.704	0.706	0.707	0.727
	4	0.709	0.712	0.711	0.728
	8	0.713	0.714	0.713	0.730

interactions. This shows the efficacy of our SeqIN again to reduce the domain discrepancy for knowledge tracing.

Visualization of student’s mastery. We also pivot towards gauging a student’s mastery of five concept clusters via visualization. The interaction sequence is derived from ASSIST09, consisting of the initial 50 interactions. A green rectangle implies that the student correctly answered the corresponding concept cluster while red rectangle means that the student failed. Student’s mastery of a concept cluster is calculated by his predicted performance on it. We find that our DGKT is capable of providing a coarse-grained but effective assessment despite the data scarcity issue.

Visualization of attention score. Here, we demonstrate the effectiveness of relation-based attention using a heatmap visualization. As shown in Fig. 7, we present the attention

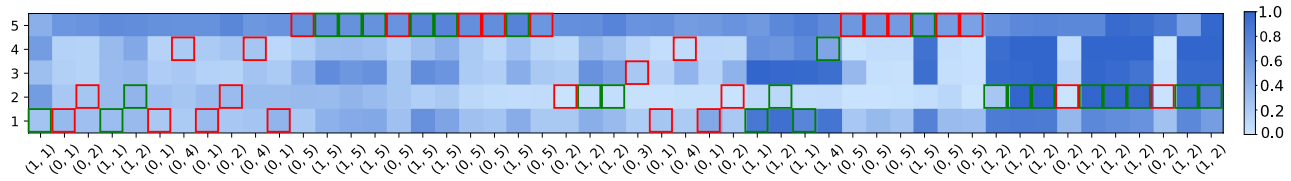


Fig. 6: A visualization of student's mastery on five concept clusters for a student's interaction randomly chosen from ASSIST09.

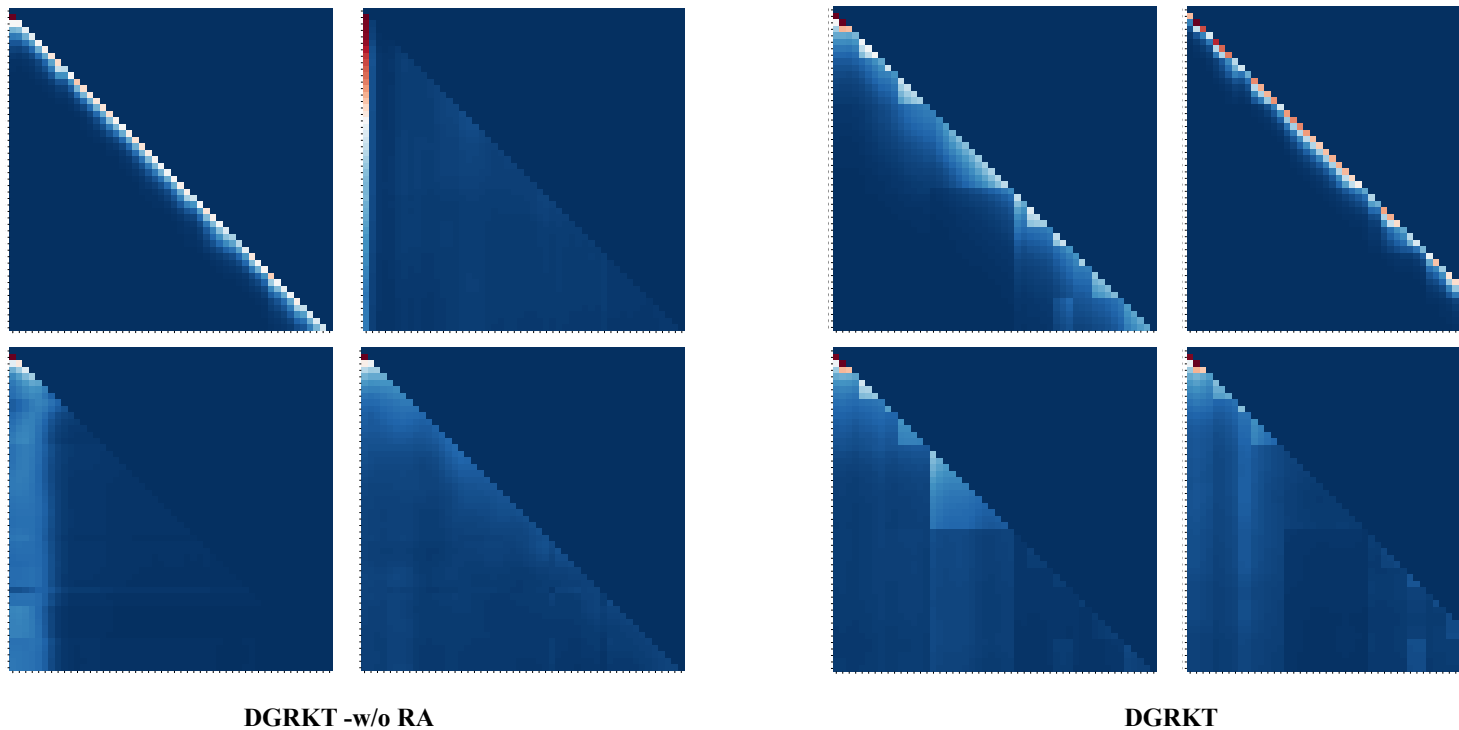


Fig. 7: A visualization of attention score from DGRKT and DGRKT -w/o RA respectively.

TABLE IV: Visualization of concept aggregation results.

Cluster	Concepts
1	Scatter Plot, Median, Probability of a Single Event, Area Circle, Ordering Real Numbers, Subtraction Whole Numbers, Multiplication and Division Integers, Order of Operations $+, -, /, *$ ()
2	Stem and Leaf Plot, Interior Angles Figures with More than 3 Sides, Equivalent Fractions, Square Root, Scientific Notation, Area Irregular Figure, Surface Area Rectangular Prism, Computation with Real Numbers
3	Box and Whisker, Circle Graph, Nets of 3D Figures, Algebraic Solving, Intercept, Slope, Reflection, Volume Cylinder
4	Venn Diagram, Counting Methods, Congruence, Proportion, Prime Number, Algebraic Simplification, Equation Solving More Than Two Steps, Write Linear Equation from Situation
5	Number Line, Mean, Probability of Two Distinct Events, Effect of Changing Dimensions of a Shape Proportionally, Estimation, Scale Factor, Greatest Common Factor, Recognize Linear Pattern

scores for four attention heads: the left side displays scores from DGRKT without relation-based attention (DGRKT -w/o RA), while the right side shows scores from DGRKT with relation-based attention. We observe that with the help of relation-based attention, DGRKT effectively distinguishes the relationships between different timesteps, focusing on those

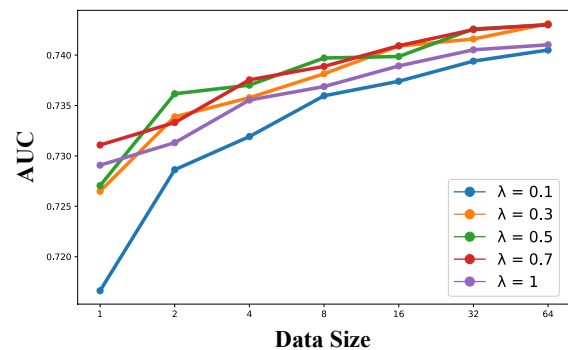


Fig. 8: The AUC result for different λ with different dataset size.

with closer connections. In contrast, the attention scores in DGRKT -w/o RA are smoother, indicating a reliance primarily on the sequential order.

Cluster analysis. We conducted an analysis on the aggregated concepts from ASSIST09, randomly selecting 8 concepts from each cluster. As shown in Table IV, it is evident that the first cluster primarily consists of fundamental and basic

concepts, while the second cluster contains many advanced algebraic concepts. The third, fourth, and last clusters respectively include geometry concepts, advanced data representation, and statistical concepts. Although the concepts are not strictly categorized into five clusters, those with similar patterns in student interactions have been grouped together. These results clearly demonstrate the effectiveness of the concept aggregation process.

E. Hyperparameter Analysis

We conduct several experiment for λ in concept representation of target domain. We present the auc of DGRKT with different λ and different data size, shown in Fig. 8. When λ is set too low, the constraints on the target domain become too strong, preventing the model from learning effective representations of the target domain, which leads to a decrease in target domain auc. Conversely, when λ is set too high, the constraints diminish, causing the model to lose the information from its learned centroid embedding. As for λ , it achieves best performance when it's set to 0.7.

VI. CONCLUSION

This paper introduces a novel approach, Domain Generalizable Knowledge Tracing (DGKT), as a solution to address the data scarcity issue within education systems. DGKT capitalizes on the utilization of multiple source domains to train a versatile KT network, enabling rapid adaptation to new target domains with commendable accuracy. Additionally, a novel concept aggregation technique along with target domain concept representation, enabling KT model to analyzes students' interaction sequences from a coarse-grained perspective and effectively adapt to target domain with minimal data. Moreover, we propose domain-generalizable relation-based knowledge tracing (DGRKT) utilizing relation based attention encoder. Experimental evaluations conducted on five benchmark datasets demonstrate substantial improvements when compared to existing KT models. In conclusion, this study showcases the potential of DGKT in providing a versatile and accurate solution for knowledge tracing across a spectrum of educational domains.

REFERENCES

- [1] Ashton Anderson, Daniel Huttenlocher, Jon Kleinberg, and Jure Leskovec. Engaging with massive online courses. In *Proceedings of the 23rd international conference on World wide web*, pages 687–698, 2014.
- [2] Andrew S Lan, Christoph Studer, and Richard G Baraniuk. Time-varying learning and content analytics via sparse factor analysis. In *Proceedings of the 20th ACM SIGKDD international conference on Knowledge discovery and data mining*, pages 452–461, 2014.
- [3] Wayne Xin Zhao, Wenhui Zhang, Yulan He, Xing Xie, and Ji-Rong Wen. Automatically learning topics and difficulty levels of problems in online judge systems. *ACM Transactions on Information Systems (TOIS)*, 36(3):1–33, 2018.
- [4] Ghodai Abdelrahman, Qing Wang, and Bernardo Nunes. Knowledge tracing: A survey. *ACM Computing Surveys*, 55(11):1–37, 2023.
- [5] Ryan SJD Baker, Kalina Yacef, et al. The state of educational data mining in 2009: A review and future visions. *Journal of educational data mining*, 1(1):3–17, 2009.
- [6] Chris Piech, Jonathan Bassen, Jonathan Huang, Surya Ganguli, Mehran Sahami, Leonidas J Guibas, and Jascha Sohl-Dickstein. Deep knowledge tracing. *Advances in neural information processing systems*, 28, 2015.
- [7] Xiangyu Song, Jianxin Li, Qi Lei, Wei Zhao, Yunliang Chen, and Ajmal Mian. Bi-clkt: Bi-graph contrastive learning based knowledge tracing. *Knowledge-Based Systems*, 241:108274, 2022.
- [8] Youngduck Choi, Youngnam Lee, Junghyun Cho, Jineon Baek, Byung-soo Kim, Yeongmin Cha, Dongmin Shin, Chan Bae, and Jaewe Heo. Towards an appropriate query, key, and value computation for knowledge tracing. In *Proceedings of the Seventh ACM Conference on Learning@ Scale*, pages 341–344, 2020.
- [9] Aritra Ghosh, Neil Heffernan, and Andrew S Lan. Context-aware attentive knowledge tracing. In *Proceedings of the 26th ACM SIGKDD international conference on knowledge discovery & data mining*, pages 2330–2339, 2020.
- [10] Ghodai Abdelrahman and Qing Wang. Deep graph memory networks for forgetting-robust knowledge tracing. *IEEE Trans. Knowl. Data Eng.*, 35(8):7844–7855, 2023.
- [11] Qi Liu, Enhong Chen, Hui Xiong, Yong Ge, Zhongmou Li, and Xiang Wu. A cocktail approach for travel package recommendation. *IEEE Transactions on Knowledge and Data Engineering*, 26(2):278–293, 2012.
- [12] Kevin H Wilson, Xiaolu Xiong, Mohammad Khajah, Robert V Lindsey, Siyuan Zhao, Yan Karklin, Eric G Van Inwegen, Bojian Han, Chaitanya Ekanadham, Joseph E Beck, et al. Estimating student proficiency: Deep learning is not the panacea. In *In Neural information processing systems, workshop on machine learning for education*, volume 3, 2016.
- [13] Yunfei Liu, Yang Yang, Xianyu Chen, Jian Shen, Haifeng Zhang, and Yong Yu. Improving knowledge tracing via pre-training question embeddings. *arXiv preprint arXiv:2012.05031*, 2020.
- [14] Yang Yang, Chubing Zhang, Xin Song, Zheng Dong, Hengshu Zhu, and Wenjie Li. Contextualized knowledge graph embedding for explainable talent training course recommendation. *ACM Transactions on Information Systems*, 42(2):1–27, 2023.
- [15] Yang Yang, Zhen-Qiang Sun, Hengshu Zhu, Yanjie Fu, Yuanchun Zhou, Hui Xiong, and Jian Yang. Learning adaptive embedding considering incremental class. *IEEE Transactions on Knowledge and Data Engineering*, 35(3):2736–2749, 2021.
- [16] Song Cheng, Qi Liu, Enhong Chen, Kai Zhang, Zhenya Huang, Yu Yin, Xiaoqing Huang, and Yu Su. Adaptkt: A domain adaptable method for knowledge tracing. In *Proceedings of the Fifteenth ACM International Conference on Web Search and Data Mining*, pages 123–131, 2022.
- [17] Frank B Baker. *The basics of item response theory*. ERIC, 2001.
- [18] Jimmy De La Torre. Dina model and parameter estimation: A didactic. *Journal of educational and behavioral statistics*, 34(1):115–130, 2009.
- [19] R Philip Chalmers. mirt: A multidimensional item response theory package for the r environment. *Journal of statistical Software*, 48:1–29, 2012.
- [20] Fei Wang, Qi Liu, Enhong Chen, Zhenya Huang, Yuying Chen, Yu Yin, Zai Huang, and Shijin Wang. Neural cognitive diagnosis for intelligent education systems. In *Proceedings of the AAAI conference on Artificial Intelligence*, volume 34, pages 6153–6161, 2020.
- [21] Albert T Corbett and John R Anderson. Knowledge tracing: Modeling the acquisition of procedural knowledge. *User modeling and user-adapted interaction*, 4(4):253–278, 1994.
- [22] Philip I. Pavlik, Hao Cen, and Kenneth R. Koedinger. Performance factors analysis - A new alternative to knowledge tracing. In *Artificial Intelligence in Education: Building Learning Systems that Care: From Knowledge Representation to Affective Modelling, Proceedings of the 14th International Conference on Artificial Intelligence in Education, AIED 2009, July 6-10, 2009, Brighton, UK*, Frontiers in Artificial Intelligence and Applications, pages 531–538, 2009.
- [23] Hermann Ebbinghaus. Memory: A contribution to experimental psychology. *Annals of neurosciences*, 20(4):155, 2013.
- [24] Chun-Kit Yeung and Dit-Yan Yeung. Addressing two problems in deep knowledge tracing via prediction-consistent regularization. In *Proceedings of the Fifth Annual ACM Conference on Learning at Scale*, pages 1–10, 2018.
- [25] Yu Su, Qingwen Liu, Qi Liu, Zhenya Huang, Yu Yin, Enhong Chen, Chris H. Q. Ding, Si Wei, and Guoping Hu. Exercise-enhanced sequential modeling for student performance prediction. In *Proceedings of the Thirty-Second AAAI Conference on Artificial Intelligence (AAAI-18)*, pages 2435–2443, 2018.
- [26] Shuanghong Shen, Qi Liu, Enhong Chen, Zhenya Huang, Wei Huang, Yu Yin, Yu Su, and Shijin Wang. Learning process-consistent knowledge tracing. In *Proceedings of the 27th ACM SIGKDD conference on knowledge discovery & data mining*, pages 1452–1460, 2021.
- [27] Yang Yang, Jingshuai Zhang, Fan Gao, Xiaoru Gao, and Hengshu Zhu. Domfin: A divergence-orientated multi-modal fusion network for resume

- assessment. In *Proceedings of the 30th ACM International Conference on Multimedia*, pages 1612–1620, 2022.
- [28] Zhongtian Fu, Kefei Song, Luping Zhou, and Yang Yang. Noise-aware image captioning with progressively exploring mismatched words. In *Proceedings of the AAAI Conference on Artificial Intelligence*, volume 38, pages 12091–12099, 2024.
- [29] Yang Yang, Yuxuan Zhang, Xin Song, and Yi Xu. Not all out-of-distribution data are harmful to open-set active learning. *Advances in Neural Information Processing Systems*, 36, 2024.
- [30] Massimiliano Mancini, Samuel Rota Bulo, Barbara Caputo, and Elisa Ricci. Best sources forward: domain generalization through source-specific nets. In *2018 25th IEEE international conference on image processing (ICIP)*, pages 1353–1357. IEEE, 2018.
- [31] Yu Ding, Lei Wang, Bin Liang, Shuming Liang, Yang Wang, and Fang Chen. Domain generalization by learning and removing domain-specific features. *arXiv preprint arXiv:2212.07101*, 2022.
- [32] Chelsea Finn, Pieter Abbeel, and Sergey Levine. Model-agnostic meta-learning for fast adaptation of deep networks. In *International conference on machine learning*, pages 1126–1135. PMLR, 2017.
- [33] Da Li, Yongxin Yang, Yi-Zhe Song, and Timothy M. Hospedales. Learning to generalize: Meta-learning for domain generalization. In Sheila A. McIlraith and Kilian Q. Weinberger, editors, *Proceedings of the Thirty-Second AAAI Conference on Artificial Intelligence (AAAI-18)*, New Orleans, Louisiana, USA, February 2-7, 2018, pages 3490–3497. AAAI Press, 2018.
- [34] Yogesh Balaji, Swami Sankaranarayanan, and Rama Chellappa. Metareg: Towards domain generalization using meta-regularization. *Advances in neural information processing systems*, 31, 2018.
- [35] Xin Jin, Cuiling Lan, Wenjun Zeng, Zhibo Chen, and Li Zhang. Style normalization and restitution for generalizable person re-identification. In *Proceedings of the IEEE/CVF Conference on Computer Vision and Pattern Recognition*, pages 3143–3152, 2020.
- [36] Yongchun Zhu, Fuzhen Zhuang, Jindong Wang, Guolin Ke, Jingwu Chen, Jiang Bian, Hui Xiong, and Qing He. Deep subdomain adaptation network for image classification. *IEEE transactions on neural networks and learning systems*, 32(4):1713–1722, 2020.
- [37] Xin Jin, Cuiling Lan, Wenjun Zeng, and Zhibo Chen. Style normalization and restitution for domain generalization and adaptation. *IEEE Transactions on Multimedia*, 24:3636–3651, 2021.
- [38] Mingyu Feng, Neil Heffernan, and Kenneth Koedinger. Addressing the assessment challenge with an online system that tutors as it assesses. *User modeling and user-adapted interaction*, 19(3):243–266, 2009.
- [39] Haw-Shiuan Chang, Hwai-Jung Hsu, Kuan-Ta Chen, et al. Modeling exercise relationships in e-learning: A unified approach. In *EDM*, pages 532–535, 2015.
- [40] Zitao Liu, Qiongqiong Liu, Jiahao Chen, Shuyan Huang, and Weiqi Luo. simplekt: A simple but tough-to-beat baseline for knowledge tracing. In *The Eleventh International Conference on Learning Representations, ICLR 2023, Kigali, Rwanda, May 1-5, 2023*. OpenReview.net, 2023.
- [41] Laurens Van der Maaten and Geoffrey Hinton. Visualizing data using t-sne. *Journal of machine learning research*, 9(11), 2008.
- [42] John Blitzer, Ryan McDonald, and Fernando Pereira. Domain adaptation with structural correspondence learning. In *Proceedings of the 2006 conference on empirical methods in natural language processing*, pages 120–128, 2006.