

Large Language Models are Zero-Shot Recognizers for Activities of Daily Living

GABRIELE CIVITARESE, MICHELE FIORI, PRIYANKAR CHOUDHARY, and CLAUDIO BETTINI, EveryWare Lab, Dept. of Computer Science, University of Milan, Italy

The sensor-based recognition of Activities of Daily Living (ADLs) in smart home environments enables several applications in the areas of energy management, safety, well-being, and healthcare. ADLs recognition is typically based on deep learning methods requiring large datasets to be trained. Recently, several studies proved that Large Language Models (LLMs) effectively capture common-sense knowledge about human activities. However, the effectiveness of LLMs for ADLs recognition in smart home environments still deserves to be investigated. In this work, we propose ADL-LLM, a novel LLM-based ADLs recognition system. ADL-LLM transforms raw sensor data into textual representations, that are processed by an LLM to perform zero-shot ADLs recognition. Moreover, in the scenario where a small labeled dataset is available, ADL-LLM can also be empowered with few-shot prompting. We evaluated ADL-LLM on two public datasets, showing its effectiveness in this domain.

CCS Concepts: • **Human-centered computing** → **Ubiquitous and mobile computing**; • **Applied computing** → *Health care information systems*; • **Computing methodologies** → *Artificial intelligence*.

Additional Key Words and Phrases: Human Activity Recognition, Large Language Models, Smart Home, Activities of Daily Living

1 Introduction

Sensor-based Human Activity Recognition (HAR) is a well-known research topic that has been extensively studied by several research groups [14]. The HAR task involves determining the most likely activity performed by a subject through the intelligent analysis of sensor data collected from one or multiple devices (e.g., wearables, environmental, radio-based). The adopted sensing technologies influence the granularity at which activities can be recognized. For instance, by using inertial sensors in mobile/wearable devices, it is possible to detect physical activities like running, walking, and standing still. On the other hand, to recognize high-level Activities of Daily Living (ADLs) like cooking, taking medicines, or watering plants in smart-home environments, environmental sensors are particularly useful, also considering that subjects at home are less inclined to carry or wear devices all the time.

Among the many applications of sensor-based ADL recognition in the areas of energy management, safety, well-being, and healthcare, the long-term monitoring of the ADLs performed by elderly subjects in their homes gained significant importance [38]. The continuous advances in the medical domain significantly extended the world population's life expectancy [13]. While this is surely an outstanding achievement, aging also brings several challenges to society. Among the aging-related issues, cognitive decline is one of the greatest health threats of old age, with nearly 50% of adults over the age of 85 afflicted with the Alzheimer's disease [10]. Detecting the early symptoms of cognitive decline is crucial to implement primary or secondary preventive therapeutic strategies [27]. One of the main markers used by clinicians to assess the cognitive status of a subject is represented by ADLs, whose impairment (i.e., difficulty or inability to perform them independently) is correlated to a rapid functional decline and a higher likelihood of progression to dementia [29]. However, the subjects at risk usually have only a few sporadic visits with medical experts (e.g., neurologists, neuropsychologists, and geriatricians). Such visits often fail to accurately

Authors' Contact Information: Gabriele Civitarese, gabriele.civitarese@unimi.it; Michele Fiori, michele.fiori@unimi.it; Priyankar Choudhary, priyankar.choudhary@unimi.it; Claudio Bettini, claudio.bettini@unimi.it, EveryWare Lab, Dept. of Computer Science, University of Milan, Italy.

diagnose cognitive decline, especially when it may be revealed by subtle behavioral changes. Indeed, besides a few instrumental tests, and neuro-psychological evaluations at the time of visit, the clinicians mainly rely on possibly inaccurate reports provided by the subjects themselves or their caregivers. It is hence of great value to implement smart telemedicine strategies to continuously and unobtrusively monitor the subjects at risk while keeping them in the comfort of their homes.

In the last decades, several research groups proposed the use of unobtrusive sensing infrastructures in smart homes to continuously recognize ADLs in smart homes, to identify digital markers that may indicate the onset of cognitive decline [21, 31, 39]. For the sake of privacy, most of the existing solutions do not consider cameras or microphones (that may not be accepted in home environments), but they are usually based on environmental sensors monitoring the interaction of the subject with the home infrastructure (e.g., motion sensors, door sensors, pressure sensors).

However, the majority of the proposed approaches to automatically detect ADLs from sensor data require training deep learning models [14], thus necessitating the collection of large datasets in the home environment (possibly labeled with the ground truth reporting what activity is being performed). Labeled data collection in these settings is privacy-intrusive, costly, and prohibitive [7]. Another well-known line of research in this domain considers the adoption of purely knowledge-based approaches [15]. The rationale behind these methods is that common-sense knowledge about human activities (e.g., a person usually prepares their meals in the kitchen, turns on the stove, and uses cooking instruments) can be modeled with a set of rules. Knowledge-based ADLs recognition is performed by mapping sensor data windows to semantic concepts and performing rule-based reasoning. The advantage of this strategy is that it eliminates the problem of collecting labeled data in smart environments. However, the design and implementation of knowledge models require the expertise of domain experts and knowledge engineers, and their capability of handling uncertainty and generalizing is typically limited [16].

The recent success of Large Language Models (LLMs) paved the way to LLM-based human activity recognition. Preliminary results in the state-of-the-art indicate that LLMs implicitly encode the knowledge about human activities, and hence they can potentially be used to cope with labeled data scarcity [30, 34]. Given these promising results, we hypothesize that LLMs could be also leveraged to process data from environmental sensors in smart-home environments to reveal the ADLs performed by the monitored subjects, without the need to collect any labeled data. We expect that LLMs would generalize across individuals and environments without requiring any patient- or environment-specific training data, thus offering a scalable approach. Moreover, an LLM-based approach would be more flexible in terms of the set of recognizable ADLs (that is usually fixed in supervised approaches).

In this work, we propose ADL-LLM, a method leveraging pre-trained LLMs to recognize ADLs in smart-home environments. At its core, ADL-LLM transforms raw sensor data into natural language sentences describing the high-level events observed in the home. ADL-LLM uses a specifically designed prompting strategy to query the LLM about the most likely ADL performed by the subject. Despite ADL-LLM does not require training data, we show that a small labeled dataset can further improve the recognition rate thanks to a few-shot prompting mechanism.

The main contributions of this paper are the following:

- We propose ADL-LLM, a novel LLM-based method for zero-shot sensor-based ADLs recognition in smart home environments.
- Our results on two public datasets show that zero-shot ADL-LLM reaches recognition rates comparable (and sometimes better) than standard supervised approaches.
- We extend ADL-LLM to perform few-shot prompting when a small labeled dataset is available, by leveraging a semantic-based example selection strategy. Our experiments

show that few-shot ADL-LLM outperforms standard supervised approaches in labeled data scarcity scenarios.

We provide the source code implementing our system in order to make our results reproducible¹.

2 Related Work

2.1 Data Scarcity in Human Activity Recognition

The labeled data scarcity problem in Human Activity Recognition (HAR) is one of the major challenges limiting large-scale real deployments, and several research groups have been working on this problem for several years. Three categories of approaches have been proposed to mitigate labeled data scarcity: data-driven, knowledge-based, and neuro-symbolic.

2.1.1 Data-Driven Methods. The majority of the existing approaches to mitigate labeled data scarcity rely on deep learning models. The most common strategies are semi-supervised learning [1], transfer learning [18], and self-supervised learning [23]. Semi-supervised approaches use small labeled datasets to initialize the model, which is incrementally updated using pseudo-labels inferred on the unlabeled data stream [1]. Examples of semi-supervised methods proposed for HAR are self-learning, co-learning, active learning, and label propagation. On the other hand, transfer learning methods leverage models that are pre-trained on a source domain with a significant amount of labeled data, and then adapted in a target domain with labeled data scarcity [40, 41]. Self-supervised learning is a specific transfer learning approach, where the model is pre-trained on massive unlabeled datasets to obtain a reliable feature extractor [23, 24, 28]. The pre-trained feature extractor is then fine-tuned only using a limited amount of labeled data on the target domain. Existing approaches for self-supervised learning focuses on data from wearable/mobile devices, since this domain offers offers large datasets (e.g., Biobank [48], Capture-24 [12]) that can be used for model pre-training. To the best of our knowledge, we are not aware of self-supervised learning approaches for smart-home ADLs recognition, due to the fact that in this domain there are only a few small datasets, and learning a comprehensive representation that accommodates the diverse layouts of different homes is still an open challenge.

ADL-LLM can be considered as a sort of zero-shot transfer learning approach, where a model pre-trained on language is used to recognize activities from a textual representation of sensor data.

2.1.2 Knowledge-Based Methods. Several research groups investigated whether common-sense knowledge about human activities could be leveraged to completely avoid labeled data collection. These approaches proposed the use of logic formalisms (e.g., ontologies) to model the relationships between sensor events and activities [15, 16]. However, building such logic models requires skills in the formalism model (e.g., OWL2 in the case of ontologies) and significant domain expertise. This task is usually performed by small groups of persons. Building a comprehensive knowledge model capturing all the possible ways of performing an activity is challenging even for experts, and we are not aware of public ontologies comprehensively covering all the possible human activities and context situations.

ADL-LLM has the same goal of knowledge-based approaches: using common-sense knowledge about human activities to recognize them. However, instead of relying on manually designed logic models, ADL-LLM leverages the knowledge implicitly encoded in pre-trained LLM to guarantee better generalization capabilities.

2.1.3 Neuro-Symbolic Methods. Neuro-Symbolic AI (NeSy) methods combine the best from data-driven and knowledge-based worlds. Indeed, the goal of NeSy models is to combine symbolic

¹A link to this material will be provided upon acceptance of this paper.

reasoning and machine learning to mitigate data scarcity and improve the model’s interpretability [25]. Considering the HAR domain, logic formalisms have been used to refine the output of the data-driven model [8] or to infuse knowledge inside deep learning models [6, 47]. In these methods knowledge constraints allow the model to capture high-level patterns without learning them from data, thus mitigating labeled data scarcity. However, NeSy methods have been only proposed for wearable-based HAR and their applicability to smart home ADLs recognition has not been explored yet.

For certain aspects, the capabilities of LLMs can be considered as Neuro-Symbolic since they can implicitly mimic reasoning [19]. Hence, ADL-LLM could be considered as a NeSy model whose data-driven component attempts to mimic symbolic reasoning.

2.2 Using LLMs for Human Activity Recognition

In the following, we present relevant research works using LLMs in the HAR domain, distinguishing supervised and zero-shot techniques. Supervised methods combines LLMs and labeled HAR datasets for specific tasks (e.g., prediction, classification), while zero-shot techniques directly utilize pre-trained LLMs to identify activities on unlabeled sensor data.

2.2.1 LLM-based approaches for supervised activity recognition. Several research groups studied how to use LLMs for the sensor-based HAR domain. The most common approach is to fine-tune LLMs with labeled sensor datasets, in order to specialize them on a specific domain [34, 35]. Other works adopted multi-modal models to align sensor data embeddings and text embeddings leveraging contrastive learning to improve the recognition rate [50]. In Neuro-Symbolic HAR, some works used LLMs to infuse common-sense knowledge about human activities into a deep learning model [5]. LLMs has also been leveraged to transform sensor data windows first into sentences in natural language, and then into embeddings to improve the recognition rate and generalization capabilities of supervised models [43]. Finally, since LLMs are pre-trained to predict the next word in a sentence, some research groups fine-tuned them also to predict future sensor events [22, 42].

2.2.2 Zero-shot approaches for human activity recognition using LLMs. Similarly to ADL-LLM, other works aim at recognizing human activities using LLMs without any training phase. For instance, some works show that LLMs can reason on raw inertial sensor data from mobile/wearable devies to distinguish between a limited set of low-level physical activities [26, 30]. Another line of research leverages pre-trained model generating 3D motion sequences from text [49] to generate synthetic labeled data from wearable/mobile devices [32]. Considering smart environments, ChatGPT has been used for zero-shot activity recognition [46]. However, this work assumes the availability of several sensors capturing the interaction of the subject with many household items (e.g., specific food ingredients), that is unrealistic in real-world deployments. In this work, we consider a more realistic setting considering the sensors that are usually deployed in smart-homes for ADLs recognition (e.g., motion sensors, magnetic sensors, plug sensors). Finally, another work uses LLMs to provide a label to clusters of raw sensor data time windows (collected in an initial deployment phase) [20]. A supervised classifier is then trained using the pseudo-labels obtained through the LLM. However, such approach is susceptible to the quality of clustering and, once the supervised classifier is trained, it may fail in capturing behavioral changes or activities not performed while collecting unlabeled data. Differently from that work, ADL-LLM aims at leveraging the flexibility of LLMs for each observed time window.

3 The ADL-LLM framework

In this section, we present ADL-LLM: our LLM-based method for ADLs recognition in smart home environments.

3.1 Problem Formulation

We consider a classic problem formulation for ADL recognition. A smart home is equipped with a set $S = \{S_1, S_2, \dots, S_m\}$ of environmental sensors. Examples are magnetic sensors revealing open-close events (e.g., doors, cabinets, etc.), motion/presence sensors revealing movement/presence in specific areas, and smart plugs revealing the use of appliances. There is a set of target activities of interest $A = \{A_1, A_2, \dots, A_n\}$, usually suggested by clinicians. As in most works in this domain, we consider a smart home environment inhabited by a single subject or with a sensing infrastructure able to properly associate a sensor’s activation with the subject that activated it. Based on the interaction of the subject with the environment, the smart home generates a continuous stream of sensor activations and de-activations. This stream is partitioned in fixed-time windows of τ seconds with a given overlapping factor o . Given a window w_t , the goal of ADL-LLM is to determine the activity $A \in A$ that the subject was more likely performing in the interval $[t, t + \tau]$.

3.2 Overall architecture of ADL-LLM

We assume that ADL-LLM runs on a trusted platform. In the case of the medical application, it may run on a telemedicine platform as one of the components of a complex system that continuously monitors subjects at risk of cognitive decline. Figure 1 shows the overall architecture of the ADL-LLM framework.

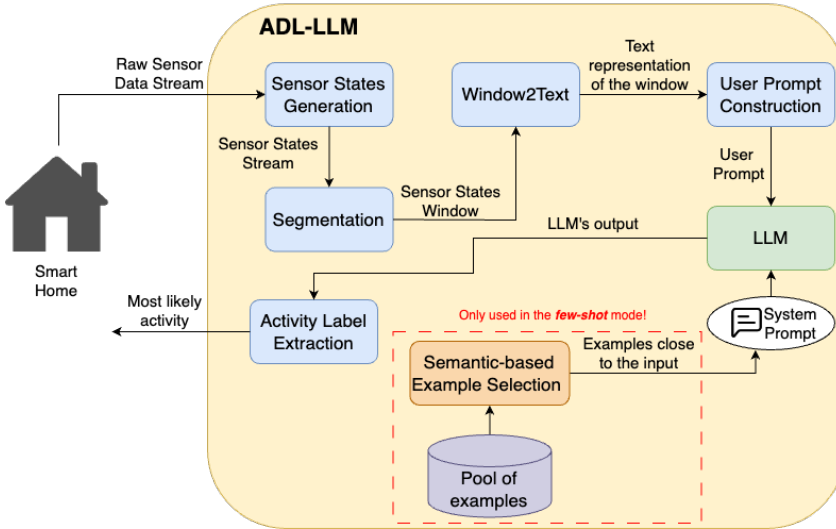


Fig. 1. Overall architecture of ADL-LLM. When the pool of examples is empty ADL-LLM, acts as a **zero-shot** ADLs recognition method. Otherwise, it is a **few-shot** approach.

The smart home generates a continuous stream of raw sensor data that is pre-processed by the `SENSOR STATE GENERATION` module to obtain a stream of sensor states. Intuitively, a sensor state represents the timespan in which a sensor is *active* (e.g., “*the TV in the living room is ON from 12:34 to 13:02*”). Then, the stream of sensor states is segmented in fixed-time windows by the `SEGMENTATION` module.

Since LLMs are specialized in natural language text, the main idea of ADL-LLM is to generate a natural language representation for each window, so that an LLM can “reason” on it leveraging

its implicit common-sense knowledge. The WINDOW2TEXT module is in charge of transforming windows of sensor states into natural language sentences describing what happened in the home during that window. The LLM receives as input a SYSTEM PROMPT (i.e., instructions about the task it has to perform) and a USER PROMPT (i.e., the textual representation of the window enriched with additional instructions for the LLM by the USER PROMPT CONSTRUCTION module). The output of the LLM is finally processed by the ACTIVITY LABEL EXTRACTION module to obtain the most likely activity performed by the subject.

ADL-LLM works in two different modalities:

- **Zero-Shot**, where no labeled data is available
- **Few-Shot**, where a small labeled dataset is available

Indeed, in certain circumstances it may be possible to collect a small dataset of sensor data windows labeled with the corresponding ADL. For instance, when the sensing infrastructure is physically installed in the home, the technicians may ask the subject to perform a limited number of activities (as a sort of "system's calibration" phase). The data associated with these activities is manually labeled and stored in the *Pool of Examples*. In few-shot ADL-LLM, when processing a window, the SYSTEM PROMPT is enriched by the SEMANTIC-BASED EXAMPLE SELECTION module, which picks from this pool the samples that are the most "semantically" similar to the textual representation of currently processed window. The selected samples have the role of further guiding the LLM on the ADLs recognition task. In the LLM domain, this approach is known as *few-shot prompting*, and it is widely used to improve the output of LLMs [11].

3.3 The main components of ADL-LLM

In the following, we describe the main modules of ADL-LLM, i.e., those used both in the zero-shot and the few-shot modalities.

3.3.1 Sensor States Generation. The smart home generates a continuous stream of binary sensor events $Stream = \langle \dots, E_{t-1}^S, E_t^S, E_{t+1}^S, \dots \rangle$. Each E_t^S represents the activation or the deactivation of a sensor S at a specific time t . For instance, consider a magnetic sensor on the fridge. This sensor generates an ON event when activated (when the subject opens the fridge) and an OFF event when deactivated (when the subject closes the fridge). Other sensors share a similar behavior, like motion and pressure sensors. For sensors that generate continuous values, as the smart plug that continuously detect the power consumption of specific appliances, we use a threshold on the detected energy consumption to infer when the appliance is turned ON and OFF. For sensors that provide almost continuous values but are not directly associated with activation and deactivation events, like the temperature sensor, we discretize the values in different relevant ranges (e.g., for the temperature: 15-18°C, 19-24°C, 24-30°C, >30°C). Suppose that the thermostat in the living room detected 18°C at t_i and then 19°C at time t_{i+1} . In this case, the stream includes a deactivation event at time t_i for the temperature being in the range 15-18°C, and an activation event at time t_{i+1} for the temperature being in the range 19-24°C.

We convert the stream of events into a stream of sensor states, where a sensor state $st(\sigma_i, t_s, t_e)$ denotes that the sensor state σ_i (derived from S_i) is true during the time interval $[t_s, t_e]$. For instance, $st(FridgeDoorOpen, 12:32pm, 12:33pm)$ represents the fact that the fridge door was open in the interval $[12:32pm, 12:33pm]$. As another example, the $st(NearTheStove, 11:45am, 12:00pm)$ represent the fact that the motion sensor near the stove detected the subject's movements from 11:45am to 12:00pm.

More formally, we generate a sensor state $st(\sigma, t_s, t_e)$ when the stream contains two events $E_{t_s}^S$ and $E_{t_e}^S$ with $t_s < t_e$ being the instants in which the events of activation and de-activation of sensor

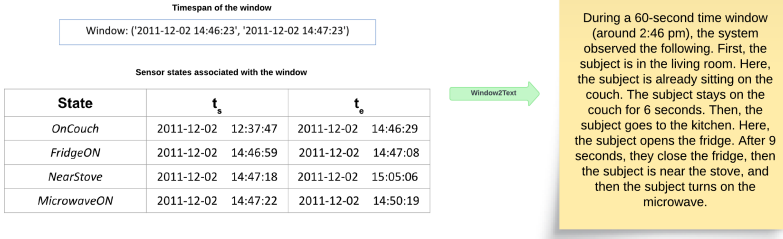


Fig. 2. An example of WINDOW2TEXT in action on the UCI ADL dataset

S occurred, σ indicates a property revealed by the activation state of S , and there is no $E_{t_q}^S$ such that $t_s < t_q < t_e$.

3.3.2 Segmentation. ADL-LLM employs a fixed-time segmentation of the stream of sensor states, considering windows of τ seconds and an overlap factor o . Intuitively, each window is associated with all the sensor states whose interval intersects with the window interval. More formally, a window w_t over the interval $[t, t + \tau]$ is associated with the sensor states $st(\sigma, t_s, t_e)$ such that $t_s \leq t + \tau$ and $t_e \geq t$.

Note that a window may be associated with multiple states even derived from different sensors. Based on the intervals we distinguish three categories that will be useful for text generation:

- *Inner states*: this is the case of $t_s \geq t$ and $t_e \leq t + \tau$. This represents the simple case of the state occurring completely within the window.
- *Already active states*: this is the case of $t_s < t$. These states are already active before the start of the window.
- *Persistent states*: this is the case of $t_e > t$. These states persist after the end of the window.

Note that a state may be both *Already active* and *Persistent* when $t_s < t$ and $t_e > t$.

3.3.3 Window2Text. The WINDOW2TEXT module converts a sensor state window w_t into its corresponding textual representation $T(w_t)$. Intuitively $T(w_t)$ describes what happened in the home from the subject’s perspective.

In order to do this, the sensor states associated with a window are mapped to a description in natural language of what the subject may have done to lead to those states.

EXAMPLE 3.1. *If the state $st(\text{StoveON}, t_s, t_e)$ is an inner state in the current window, it is mapped to the sentence “The subject turned on the stove and turned it off after $t_e - t_s$ seconds”. When the same state is an Already active state for the current window, the sentence “The stove is already turned on” is produced, and if there is another already active state (e.g., about the fridge) the corresponding sentence is combined with the one for the stove. When the StoveON state ends before the end of the window, the following sentence is produced “After $t_e - t$ seconds the subject turned off the stove”. As another example, the inner state $st(\text{NearBathroomSink}, t_s, t_e)$ generated by a PIR sensor leads to the sentence “The subject was near the sink for $t_e - t_s$ seconds”.*

The states associated with a window may also be generated by sensors in different rooms. Since the location is semantically relevant to detect possible activities, the description generated by WINDOW2TEXT always reports this information, inferring it from the associated states.

EXAMPLE 3.2. Consider a window w_t that has associated the Inner states $st(\text{FridgeDoorOpen}, t1, t2)$, $st(\text{NearStove}, t3, t4)$ and a Persistent state $st(\text{OnTheCouch}, t5, t6)$, where $t2 < t3$, $t4 < t5$, and $t6 > t + \tau$. ADL-LLM automatically infers that *FridgeDoor* and *NearStove* occurred consecutively in kitchen, and after the subject moves to the living room for the *OnTheCouch* state. This window leads to the following natural language sentence: “The subject is in the kitchen. Here, they open the fridge door. After $t2 - t1$ seconds, they close the fridge door. Then, they are near the stove for $t4 - t3$ seconds. Then, they move to the living room. Here, they sit on the couch.”

Overall, given a window w_t the output of the WINDOW2TEXT module is a description $T(w_t)$ with the following structure:

- (1) A first sentence reports the length (τ seconds) of the window and the approximate time of the day. The first was found useful to provide a temporal context to the LLM since τ is usually shorter than the typical duration of an ADL; The second was found useful for the LLM to exploit correlations between common ADLs and the time of the day in which they are typically executed (e.g., *preparing dinner*, *preparing lunch*).
- (2) The following sentences are generated based on the associated states. The first reports the location where the subject is at the beginning of the window (if it can be inferred). Then, a sentence generated based on the *Already active states* follows. Finally, for each room visited by the subject during w_t (in chronological order), the description includes the sentences generated based on *Inner* and *Persistent* states.

Figure 2 shows an example of WINDOW2TEXT in action on the UCI ADL dataset.

A relevant requirement for an effective text generation by WINDOW2TEXT is the availability for each sensor of meta-data describing its location in the home and the mapping from the sensor S to the state property σ that is used in sentence generation.

3.3.4 *System prompt.* The system prompt is the set of instructions defining the general task assigned to the LLM and is independent of the specific window being considered. Our prompt first asks the LLM to act as an activity recognition system. Then, it provides information about the rooms in the smart home, the main interactions with the environment that can be captured by the available sensors, and the list of activities of interest. Since this information depends on the specific smart environment and application, it must be provided during the installation phase. An example of a system prompt is reported in Figure 3.

3.3.5 *User Prompt Construction.* The user prompt contains the information about the specific window w_t for which the LLM has to predict the most likely activity. The user prompt contains:

- The textual representation $T(w_t)$ of the window obtained with WINDOW2TEXT (described in Section 3.3.3).
- Instructions about selecting only one activity among the target ones.
- The sentence “Reason step by step”, used to instruct the LLM to perform intermediate “reasoning” steps before providing the predicted ADL. This technique is well-known as Chain

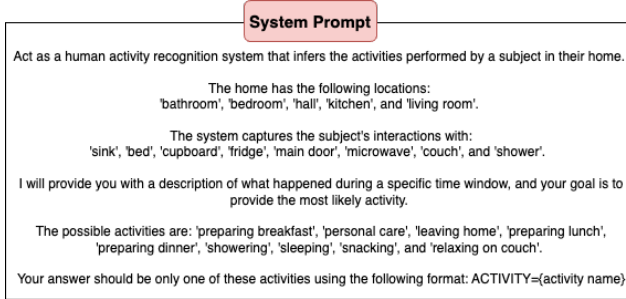


Fig. 3. An example of system prompt in ADL-LLM for the UCI ADL dataset (Home B). The sets of locations, household elements captured by sensors, and activities are variables depending on the specific home where ADL-LLM is installed.

Of Thought (COT), it usually leads to increasing the correctness of the LLM’s output [45], and proved to be useful even in our system.

3.3.6 *LLM-based ADLs Recognition and Activity Label Extraction.* The system prompt and the user prompt are provided as input to the LLM for each window w_t , and the LLM provides a textual description as output, reporting some facts supporting the selection of the predicted activity. Figure 4 shows an example of the output returned by the LLM.

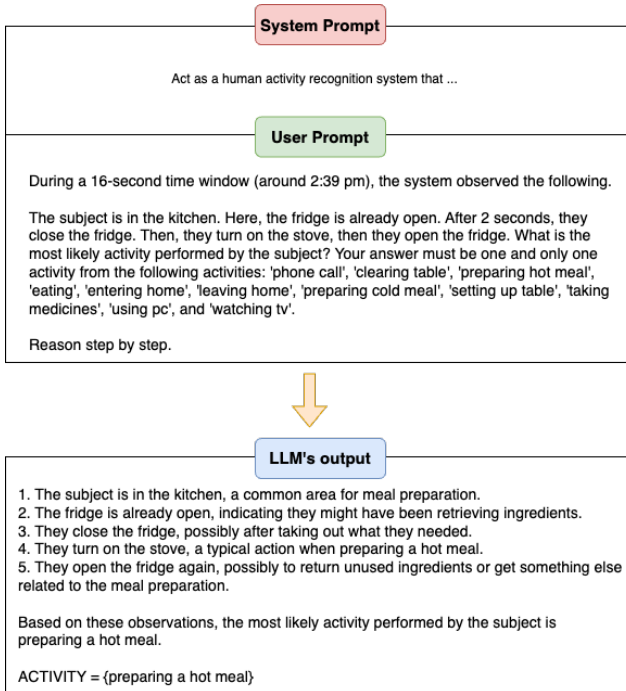


Fig. 4. ADL-LLM: An example of input and corresponding output.

Finally, the ACTIVITY LABEL EXTRACTION module uses regular expressions to extract only the activity label from the LLM’s output. In rare cases, despite the instructions, the LLM provides an activity label that does not syntactically match one of the candidate activities in A . For instance, instead of *snacking*, in a few cases the LLM returned as output *preparing late night snack* or *preparing midnight snack*. In these cases, the ACTIVITY LABEL EXTRACTION module uses the cosine similarity to compare the text embeddings of the labels. The label with the highest similarity to the predicted output is selected as the final prediction.

3.4 Few-shot ADL-LLM components

When a small dataset of labeled sensor data is available, ADL-LLM can be improved by implementing few-shot prompting. This is achieved by extending the zero-shot architecture with two components described in the following.

3.4.1 Building a Pool of Examples. Suppose that a small labeled dataset \mathbf{D} is available. Let \mathbf{D} be a set of pairs (w_t, A) where w_t is a window of raw sensor data, while A is the corresponding activity label. To perform semantic comparison, we create the set \mathbf{E} that we call *Pool of Examples*. For each pair $(w_t, A) \in \mathbf{D}$, \mathbf{E} includes a pair $(T(w_t), A)$. Note that, since \mathbf{E} is a set, there is only one occurrence for each pair $(T(w_t), A)$. We remove from \mathbf{E} all the examples sharing the same textual description $T(w_t)$ and associated with different labels. Indeed, such examples represent patterns shared by multiple activities, and including these as examples in the prompt may be misleading for the LLM.

3.4.2 Semantic-based Example Selection. Given a textual representation $T(w_t)$ of a window w_t currently processed by ADL-LLM, the corresponding embedding $\phi_{w_t} = \Phi(T(w_t))$ is computed, where Φ is a function (e.g., a pre-trained LLM) mapping sentences into a latent space representation (i.e., their embedding). Then, for each pair $(T(w), A) \in \mathbf{E}$, we compute the pairwise cosine similarity between ϕ_{w_t} and $\phi_w = \Phi(T(w))$. We enrich the system prompt with the k pairs $(T(w), A) \in \mathbf{E}$ that are associated with the highest pairwise similarity between ϕ_{w_t} and ϕ_w . The pseudo-code for SEMANTIC-BASED EXAMPLE SELECTION is summarized in Algorithm 1.

4 Experimental Evaluation

4.1 Datasets

We evaluated ADL-LLM using two public datasets: MARBLE [4] and UCI ADL [36]. We chose these datasets because they include sensor data from a wide variety of sensors (e.g., magnetic, plug, motion) that we are currently considering on a project involving data collection in the homes of subjects with Mild Cognitive Impairment (MCI). While the majority of works in the literature utilize the well-known CASAS datasets [17], which primarily include data from motion sensors, these datasets are limited in their ability to precisely characterize the specific activities performed by subjects. Although data-driven models can identify low-level patterns within motion sensor data, our goal is to leverage the common-sense knowledge implicitly encoded in LLMs. Preliminary experiments suggested that using LLMs with datasets mostly based on motion sensors can not reliably recognize ADLs.

4.1.1 MARBLE. The MARBLE dataset [4] includes data collected from 12 subjects in both single and multi-inhabitant scenarios. The dataset was collected using the following environmental sensors: magnetic sensors to capture the opening and closing of various drawers and cabinets, pressure sensors to detect when a person was sitting at the dining table or on the sofa in the living room, and smart plugs to monitor the usage of the stove and television. Additionally, the dataset includes

Algorithm 1 Semantic-based Example Selection

Input: The pool of examples E , the textual representation of the current window $T(w_t)$, an embedding function Φ , a parameter $k \in \mathbb{N}^+$

Output: k examples from E semantically similar to $T(w_t)$

```

 $\phi_{w_t} \leftarrow \Phi(T(w_t))$ 
 $pairwiseDict \leftarrow \{\}$  // Initialize an empty dictionary
for  $(T(w), A) \in E$  do
   $\phi_w \leftarrow \Phi(T(w))$ 
   $pairwiseDict[T(w)] \leftarrow \frac{\phi_{w_t} \cdot \phi_w}{|\phi_{w_t}| |\phi_w|}$ 
end for
 $selectedExamples \leftarrow \emptyset$ 
for  $i = 1$  to  $k$  do
   $e \leftarrow \arg \max_{(T(w), A) \in E} pairwiseDict[T(w)]$ 
   $selectedExamples \leftarrow selectedExamples \cup \{e\}$ 
  remove  $e$  from  $pairwiseDict$ 
end for
return  $selectedExamples$ 

```

data from an Android application on the user’s smartphone, which automatically detects incoming and outgoing phone calls. Finally, the dataset incorporates data from a smartwatch worn by the user, providing micro-localization information (based on an infrastructure using Bluetooth Low Energy (BLE) beacons) at the room-level.

We performed our experiments only considering the single-inhabitant scenarios. Moreover, while the dataset also included inertial sensor data from the smartwatch (e.g., continuous acceleration on three axis), we ignore these type of data as it can not be directly transformed into a prompt in natural language.

The dataset includes the following 13 activities: *answering phone*, *clearing table*, *preparing hot meal*, *preparing cold meal*, *eating*, *entering home*, *leaving home*, *making phone call*, *setting up table*, *taking medicines*, *using PC*, *washing dishes*, and *watching TV*.

In our experiments we do not consider the *washing dishes* activity since it is mainly characterized by inertial sensors in smartwatch data (not used by ADL-LLM). Moreover, we merged the *making phone call* and *answering phone call* activities into a single activity called *phone call*.

4.1.2 UCI ADL. The UCI ADL dataset [36] includes data about the ADLs performed by two subjects in their own homes. The two homes are named *Home A* and *Home B* in the dataset. The overall data collection duration is 35 days: 14 days for Home A and 21 days for Home B.

Different environmental sensors are considered: PIR sensors (installed on doors, bathroom sink, stove, and shower areas) to detect the subject’s movements, pressure sensors to detect when the subject was sitting on the couch and the bed, magnetic sensors to detect when the subject was opening and closing cupboards and cabinets, and plug sensors sensors to detect the usage of microwave and toaster.

Home A and Home B sensing infrastructure have some differences. Compared to Home A, Home B has a slightly more limited sensing infrastructure since it is not equipped with the PIR sensor over the stove, the plug sensor to detect the usage of the toaster, and the magnetic sensor to detect interactions with the bathroom cabinet. Nonetheless, with respect to Home A, Home B includes additional PIR sensors installed on the kitchen, bedroom and living room doors.

The dataset covers the following activities: *preparing breakfast*, *preparing lunch*, *preparing dinner*, *snacking*, *personal care* (labeled as *grooming* in the dataset), *showering*, *leaving*, *relaxing on couch* (labeled as *spare time/TV* in the dataset), *sleeping*, and *toileting*. Note that *preparing dinner* occurs only in the dataset collected in Home B.

In our experiments, we ignored the *toileting* activity since the real semantic of this activity and of the flush sensor was not clear in the dataset (and it was not reported in the dataset’s documentation).

4.2 Supervised baselines

In order to show the effectiveness of ADL-LLM, we compare it with three state-of-the-art supervised approaches for ADLs recognition.

- **BiLSTM** [33]: Also known as *Bidirectional LSTM*. It represents a standard recurrent neural network based on LSTM, processing windows in both forward and backward directions.
- **CascEnsLSTM** [33]: Also known as *Cascade Ensemble LSTM*. A more complex recurrent network that is composed of two heads (an LSTM and a Bi-LSTM) processing the same window in parallel. The output of the two heads is concatenated and fed to a final LSTM layer.
- **DeepConvLSTM** [37]: Also known as *Deep Convolutional and LSTM Recurrent Neural Network*. It combines convolutional and LSTM layers to effectively capture both spatial and temporal features.

These baselines are representative because they reflect the most effective architectures used in the literature for supervised ADLs recognition. We did not include methods specifically designed for labeled data scarcity scenarios because we are not aware of state-of-the-art approaches specifically designed for this setting. As we already mention in Section 2, methods like self-supervised learning or neuro-symbolic approaches have been proposed only for mobile/wearable-based HAR. Smart-Home ADLs recognition introduces different challenges, since there are no large dataset available for pre-training, and different homes may have significantly different sensor layouts.

4.3 Experimental Setup

4.3.1 Implementation. We implemented a prototype of ADL-LLM in Python 3.10.12 language using the langchain 0.1.17 library. As LLM for ADLs recognition, we used the OpenAI ‘*gpt-3.5-turbo-0125*’ model (setting temperature to 0), while we used the OpenAI ‘*text-embedding-3-small*’ model to compute embeddings from the textual representation of windows for few-shot prompting. Based on what is suggested in the literature, we used 16-second windows with 80% overlap for the MARBLE dataset [4] and 60 seconds windows with 80% overlap for the UCI ADL dataset [36].

Considering the supervised baselines, we used the code available in public repositories (Deep-CASAS² and DeepConvLSTM³). We slightly modified the existing implementations to ensure compatibility with our software environment and data structures, while faithfully reproducing the architectures described in the literature. In all of our baselines, the LSTM layers have 64 units, while for the convolutional block of the DeepConvLSTM we used a single convolutional layer with 8 2x2 filters. Before feeding it to the networks, environmental sensor data is converted into multivariate binary time-series following a standard approach in the literature [44].

4.3.2 Dataset splitting strategy. Since our major contribution is a zero-shot approach, in principle we could have used the entire datasets as test set. However, we also need a training set for two reasons: to train the supervised baselines and for few-shot ADL-LLM. For this reason, we divided

²<https://github.com/danielelic/deep-casas/>

³<https://github.com/STRCWearlab/DeepConvLSTM/>

each dataset into 30% for training set and 70% for testing set. This splitting reflects a labeled data scarcity scenario, where only a reduced labeled dataset is available. The training set is not used in any way by zero-shot ADL-LLM, while it is used to train the supervised baselines and to create the pool of examples in few-shot ADL-LLM.

4.3.3 Simulating data scarcity scenarios. In order to evaluate the effectiveness of few-shot ADL-LLM we consider different labeled data availability scenarios to populate the pool: 100%, 50%, 25%, 10%, and 5% of the training set. In these settings, the supervised baselines use the available labeled data for training. We expect that, in data scarcity scenarios, few-shot ADL-LLM outperforms the supervised baselines.

4.4 Results

4.4.1 Zero-shot ADL-LLM.

Tables 1 and 2 show, for both datasets, the recognition rate of zero-shot ADL-LLM (not using any labeled data) with the supervised baselines trained using the 100% of the training set.

Table 1. UCI ADL: F1 score of Zero-Shot (using no training data) ADL-LLM vs. supervised baselines trained using 100% of the training set (i.e., 30% of the dataset)

Activity	Home A				Home B			
	ADL-LLM	BiLSTM	CascEnsLSTM	DeepConvLSTM	ADL-LLM	BiLSTM	CascEnsLSTM	DeepConvLSTM
Leaving home	1.00	0.95	0.92	0.99	0.90	0.84	0.81	0.88
Personal care	0.97	0.98	0.97	0.99	0.96	0.92	0.92	0.93
Preparing breakfast	0.75	0.90	0.90	0.94	0.71	0.35	0.35	0.39
Preparing dinner	–	–	–	–	0.33	0.06	0.13	0.13
Preparing lunch	0.91	0.95	0.95	0.96	0.40	0.35	0.36	0.41
Relaxing on couch	0.96	1.00	1.00	1.00	0.71	0.85	0.85	0.87
Showering	0.99	0.99	0.99	1.00	0.95	0.93	0.93	0.96
Sleeping	1.00	0.99	0.99	1.00	0.94	0.99	0.99	0.99
Snacking	0.36	0.04	0.07	0.00	0.28	0.37	0.34	0.40
Weighted Avg.	0.94	0.96	0.96	0.97	0.75	0.72	0.72	0.75

Table 2. MARBLE: F1 score of Zero-Shot ADL-LLM (using no training data) vs. supervised baselines using 100% of the training set (i.e., 30% of the dataset)

Activity	ADL-LLM	BiLSTM	CascEnsLSTM	DeepConvLSTM
Clearing table	0.25	0.44	0.42	0.55
Eating	0.91	0.91	0.91	0.91
Entering home	0.41	0.00	0.00	0.13
Leaving home	0.71	0.00	0.00	0.00
Phone call	0.97	0.76	0.76	0.81
Preparing cold meal	0.51	0.63	0.62	0.73
Preparing hot meal	0.82	0.82	0.82	0.90
Setting up table	0.13	0.55	0.48	0.57
Taking medicines	0.47	0.54	0.53	0.59
Using pc	0.97	0.91	0.91	0.91
Watching TV	0.97	0.94	0.94	0.96
Weighted F1-score	0.80	0.78	0.77	0.82

We observe that, for all the datasets, zero-shot ADL-LLM reaches recognition rates that are very close to the best supervised baseline, that is DeepConvLSTM. Indeed, on the UCI ADL dataset, ADL-LLM is only 3% behind DeepConvLSTM in terms of F1 score, while only 2% on the MARBLE dataset. We observe that Home A of the UCI ADL dataset represents the easiest benchmark while Home B, having a reduced sensing infrastructure (like we explained in Section 4.1), makes ADLs recognition more challenging.

An interesting insight is that sometimes ADL-LLM is capable of recognizing ADLs that are not captured by supervised baselines. For instance, this happens in the Home A of the UCI ADL dataset, where ADL-LLM is capable of recognizing *snacking* (even if with a low F1 score), while the supervised baselines fail. Similar phenomena occur in Home B for *preparing dinner* and in MARBLE for *entering home* and *leaving home*. This is due to the fact that these activities are poorly represented in their respective datasets, and a supervised classifier can not learn them properly during the training phase (considering that the training set is 30% of the whole dataset). On the other hand, ADL-LLM leverages the common-sense knowledge implicitly encoded in the LLM, and it is capable of recognizing these activities without any type of training.

Figures 5 and 6 depict the confusion matrices of zero-shot ADL-LLM, that can be used to inspect the results more closely.

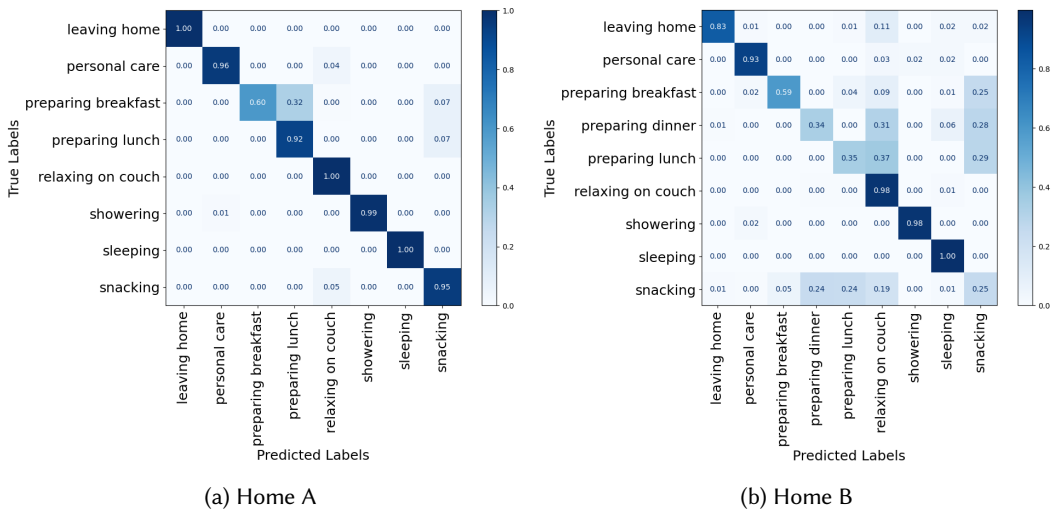


Fig. 5. Zero-Shot ADL-LLM: Confusion matrices on UCI ADL dataset

Considering the UCI-ADL dataset, the most challenging activity in both homes is *snacking*. This phenomena is evident in the confusion matrices depicted in Figure 5. Indeed, *snacking* is often confused with the other food-related activities like *preparing breakfast*, since they share similar sensor patterns. In the Home B of the UCI ADL dataset, the *relaxing on couch* activity is associated with a high number of false positives. Indeed, Figure 5 shows that this activity is often misclassified by ADL-LLM with eating-related activities and leaving home. We believe that this may be due to the fact that the subject was often eating in the living room, that is also close to the main entrance door. Hence, while supervised learning baselines were able to recognize these activities since they have been trained with the subject’s data, the general knowledge of ADL-LLM often inferred *relaxing on couch* when the subject spent some time in the living room.

Considering the MARBLE dataset, we observe that ADL-LLM struggles in distinguishing *clearing table*, *setting up the table*, and *preparing a cold meal*. This is due to the lack of specific sensors characterizing these activities that involve similar actions (e.g., using the pantry, cutlery drawer, fridge). Considering *taking medicines*, it is correctly classified only when the windows are associated with a state related to the interaction with the medicine cabinet. However, these interactions are usually short and might not capture the entire activity. Indeed, the subject may move to another location to take medicines, such as a dining room or kitchen, where other activities usually take

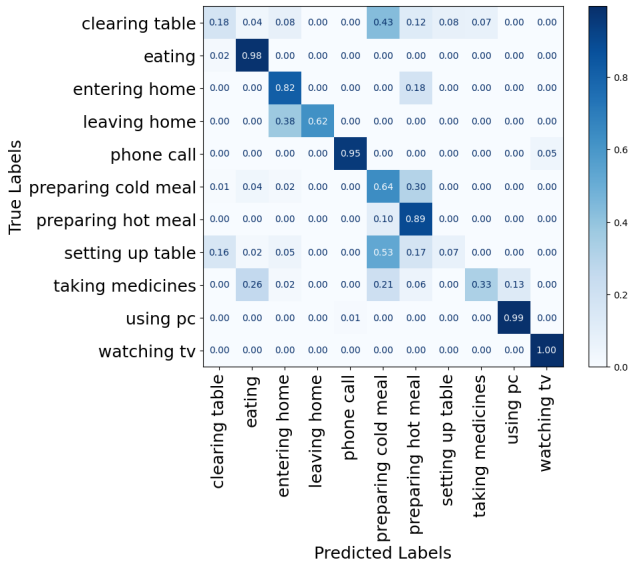


Fig. 6. Zero-Shot ADL-LLM: Confusion matrix on MARBLE dataset

place. Finally, the misclassifications of *entering home* and *leaving home* are due to an insufficient sensing infrastructure to recognize these activities (i.e., no magnetic sensor on the main door). For instance, when a subject leaves home starting from the kitchen, ADL-LLM sometimes mislabels it as meal preparation, while windows only including movements in the hall lead to label *leaving home* as *entering home* due to LLM’s assumptions about the home entry points.

Finally, Figure 7 shows the Empirical Cumulative Density Function (ECDF) of the response times provided by gpt-3.5 on both datasets.

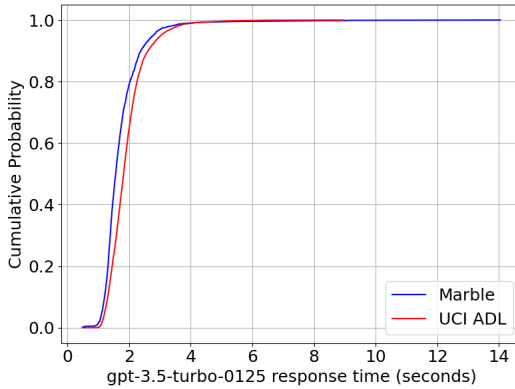


Fig. 7. Zero-Shot ADL-LLM: Empirical Cumulative Density Function (ECDF) of response times.

We observe that $\approx 80\%$ of the responses are generated within 2 seconds, and almost all responses for both datasets are generated within four seconds. Only in a couple of instances, the response time was longer than 10 seconds, probably due to networking issues. We believe that these results show that ADL-LLM could be applied for real-time ADLs recognition. UCI-ADL is associated with

slightly higher response times due to the fact that it involves 60 seconds windows, while MARBLE considered 16 seconds windows.

4.4.2 Few-shot ADL-LLM.

In the following, we show the results of few-shot ADL-LLM. We performed the experiments by testing different values of k (i.e., the number of examples), specifically 3, 5, 7. Figures 8 and 9 show the overall recognition rate of few-shot prompting compared to DeepConvLSTM (i.e., the best performing supervised baseline) at different data scarcity scenarios. For both datasets, we empirically determined that the best value for k is 7.

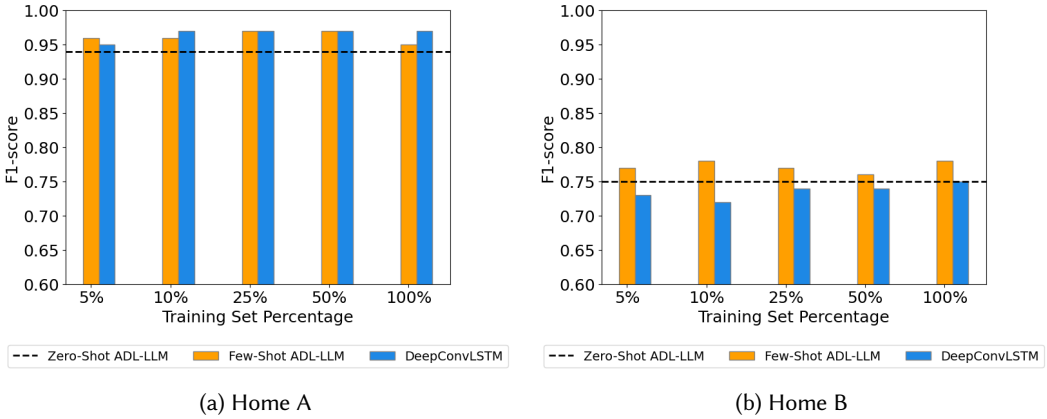


Fig. 8. UCI-ADL: Few-shot ADL-LLM ($k = 7$) vs DeepConvLSTM at different data scarcity scenarios.

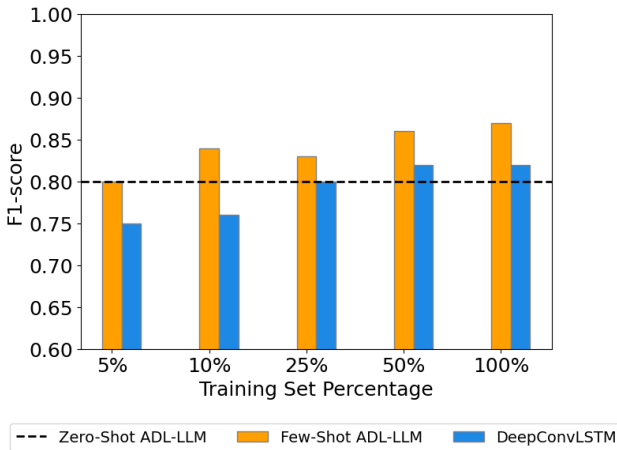


Fig. 9. MARBLE: Few-shot ADL-LLM ($k = 7$) vs DeepConvLSTM at different data scarcity scenarios.

Our results show that, even when only the 5% of training data is used to populate the pool of examples, few-shot ADL-LLM outperforms zero-shot ADL-LLM, thus showing the effectiveness of adding examples in the prompt. Except for Home A of the UCI ADL dataset, few-shot ADL-LLM

outperforms the supervised baseline, whose recognition rates significantly decrease as data scarcity increase. As we mentioned before, Home A (Figure 8a) represents a too simple benchmark and even a small dataset leads to excellent recognition rates, and ADL-LLM slightly outperforms the baseline only when considering the 5% of the training set. These results confirm that, even when some labeled data are available, ADL-LLM is a better choice than standard data-driven approaches. Tables 3 and 4 show the results at the activity level when only the 5% of the training set is available. It is possible to see that increasing k leads to a monotonic increase of the recognition rate. The detailed results for the other data availability scenarios can be found in the appendix (Section A).

Table 3. UCI ADL: Few-Shot ADL-LLM vs the supervised baselines (5% of the training set)

Activity	Few-Shot ADL-LLM			Supervised baselines			Few-Shot ADL-LLM			Supervised baselines		
	K=3	K=5	K=7	BiLSTM	Casc Ens BiLSTM	DeepConv LSTM	K=3	K=5	K=7	BiLSTM	CascEns BiLSTM	Deep Conv LSTM
Leaving home	1.00	1.00	1.00	0.02	0.00	0.97	0.85	0.85	0.85	0.01	0.06	0.85
Personal care	0.99	0.99	0.99	0.04	0.02	0.94	0.96	0.96	0.96	0.88	0.85	0.95
Preparing breakfast	0.68	0.85	0.89	0.00	0.00	0.85	0.76	0.75	0.78	0.27	0.29	0.30
Preparing dinner	-	-	-	-	-	-	0.30	0.34	0.35	0.05	0.05	0.32
Preparing lunch	0.90	0.95	0.92	0.43	0.43	0.95	0.31	0.41	0.45	0.22	0.09	0.31
Relaxing on couch	0.97	0.97	0.97	0.00	0.00	0.99	0.63	0.66	0.69	0.84	0.79	0.86
Showering	1.00	1.00	1.00	0.01	0.00	0.99	0.95	0.95	0.95	0.87	0.79	0.95
Sleeping	0.98	0.98	0.98	0.00	0.00	0.99	0.87	0.90	0.93	0.82	0.83	0.99
Snacking	0.33	0.43	0.34	0.00	0.00	1.00	0.37	0.34	0.32	0.20	0.17	0.34
Weighted F1-score	0.93	0.96	0.96	0.13	0.12	0.95	0.74	0.75	0.77	0.59	0.56	0.73

Table 4. MARBLE: Few-Shot ADL-LLM vs the supervised baselines (5% of the training set)

Activity	Few-Shot ADL-LLM			Supervised baselines		
	K=3	K=5	K=7	BiLSTM	Casc Ens BiLSTM	Deep Conv LSTM
Clearing table	0.20	0.21	0.26	0.00	0.00	0.01
Eating	0.81	0.83	0.83	0.88	0.79	0.87
Entering home	0.48	0.34	0.38	0.00	0.00	0.00
Leaving home	0.75	0.48	0.44	0.00	0.00	0.00
Phone call	0.99	0.99	0.99	0.54	0.49	0.78
Preparing cold meal	0.62	0.53	0.52	0.40	0.04	0.57
Preparing hot meal	0.75	0.78	0.82	0.65	0.36	0.84
Setting up table	0.15	0.32	0.27	0.14	0.04	0.46
Taking medicines	0.22	0.23	0.30	0.00	0.00	0.37
Using pc	0.96	0.97	0.97	0.81	0.62	0.90
Watching tv	0.98	0.97	0.98	0.94	0.62	0.96
Weighted F1-score	0.78	0.79	0.80	0.60	0.43	0.75

5 Discussion

5.1 Segmentation

In this work, we segmented sensor data using fixed-size windows, that is a standard approach in the literature. However, while this approach makes sense to train machine learning classifiers and find low-level patterns, this may be less suitable for LLMs. Indeed, fixed-size segments capture only a small portion of the activity, and they often include transitions between different activities.

We will explore dynamic segmentation strategies based on change-point detection [2]. Indeed, dynamic segmentation can be leveraged to detect significant changes in sensor data distribution that likely associated with changes in the performed activities [3]. We believe that dynamic segmentation would allow LLMs to process more meaningful information to reliably perform ADLs recognition.

5.2 Open-world HAR

For the sake of this work, we constrained the LLM in predicting the most likely activity among a set of candidates. This is the most common approach in the ADLs recognition literature. However, this is a limitation, since in real life deployments we can not foresee in advance all the possible activities carried out by the subject. Moreover, the answers from the model may “overfit” on the specific activity sets, especially when there is a one-to-one mapping between an activity in the set and sensor events.

We will explore whether the flexibility of pre-trained LLMs can also be effective in open-world HAR, where there is no fixed set of activities to consider. One of the main challenges will be that the LLM may provide different labels for the same activity (e.g., eating may also be recognized as dining, snacking, having lunch, etcetera). Hence, we believe that in such settings it will be necessary to semantically cluster the predicted labels.

5.3 Cloud vs Local LLM processing

In our experiments, we adopted third-parties LLM models due to their effectiveness and to simplify the implementation. However, outsourcing information about personal activities to such untrusted third-parties raises several concerns about privacy. Indeed, personal data about human activities may reveal private habits and health issues [9]. Moreover, since we use the LLM for each sensor data time window, ADL-LLM may be too costly when using third parties LLMs.

Our vision is that open source LLMs should be used in real-world implementations of ADL-LLM. Since the deployment of such models may be prohibitive in smart-home gateways, we believe that they should run on high-performance computing machines in a trusted domain (e.g., in a telemedicine infrastructure considering a medical application). When this is not possible, compressed versions (e.g., quantized versions and/or with reduced number of parameters) may be even deployed in the home domain (e.g., in a home gateway powered with a GPU). However, since these models are currently less effective, we expect a significant drop in the recognition rate.

We evaluated the impact of smaller open source LLMs on ADL-LLM performing preliminary experiments by deploying a LLaMa2 model on our infrastructure. Specifically, we used the *llama-2-13b-chat-hf* model through HuggingFace ⁴. We ran these experiments on a Ubuntu server with a partitioned NVIDIA A100 GPU, with 42GB of RAM, and a AMD EPYC 8-core CPU. Table 5 compares zero-shot ADL-LLM using LLaMa2 and gpt3.5 on the MARBLE dataset.

Table 5. Zero-shot ADL-LLM (MARBLE): *llama-2-13b-chat-hf* vs. *gpt-3.5-turbo-0125*

Activity	llama-2-13b-chat-hf	gpt-3.5-turbo-0125
Clearing table	0.23	0.25
Eating	0.60	0.91
Entering home	0.58	0.41
Leaving home	0.86	0.71
Phone call	0.99	0.97
Preparing cold meal	0.00	0.51
Preparing hot meal	0.61	0.82
Setting up table	0.00	0.13
Taking medicines	0.34	0.47
Using pc	0.98	0.97
Watching tv	0.96	0.97
Weighted F1-score	0.68	0.80

As expected, *gpt-3.5-turbo-0125* shows superior performance than *llama-2-13b-chat-hf*. Specifically, LLaMa struggles even more in recognizing the activities lacking distinct sensor inputs like preparing a cold meal, setting up table, and clearing table. Additionally, *llama-2-13b-chat-hf* was not

⁴<https://huggingface.co/meta-llama/Llama-2-13b-chat-hf>

accurate in providing the output activity in the required format. As we described in Section 3.3.4, the system prompt specifies to enclose the most likely activity within the curly braces. While *gpt-3.5-turbo-0125* always complied, *llama-2-13b-chat-hf* often did not adhere to this instruction. This required us to find ad-hoc solutions to extract activity labels when the output format was different.

Furthermore, *llama-2-13b-chat-hf* exhibited a tendency to output activity labels not even semantic close to the predefined activity sets, such as ‘*moving around the house*’. Hence, we will investigate alternative prompting strategies and personalization strategies (e.g., fine-tuning) for these smaller models.

5.4 Impact of LLMs evolution

While we executed all of our experiments running *gpt-3.5* due to its cost-effectiveness and accuracy, one may argue that more advanced LLM models may lead to even better results. In the following, we show preliminary experiments of zero-shot ADL-LLM using the more advanced *gpt-4o* model on the MARBLE dataset. Table 6 shows that *gpt-4o* improves the F1-score by +4% over *gpt-3.5-turbo-0125*.

Table 6. Zero-Shot ADL-LLM (MARBLE): *gpt-4o* vs. *gpt-3.5-turbo-0125*

Activity	<i>gpt-4o</i>	<i>gpt-3.5-turbo-0125</i>
Clearing table	0.23	0.25
Eating	0.91	0.91
Entering home	0.60	0.41
Leaving home	0.74	0.71
Phone call	0.99	0.97
Preparing cold meal	0.55	0.51
Preparing hot meal	0.85	0.82
Setting up table	0.49	0.13
Taking medicines	0.56	0.47
Using pc	0.99	0.97
Watching tv	0.99	0.97
Weighted F1-score	0.84	0.80

These results indicate that, using more advanced LLMs, it is possible to even surpass DeepConV-LSTM trained on the whole training set (see Table 2). However, this performance gain comes with a significant increase in costs, since at the time of writing running experiments with *gpt-4o* is 10 times more expensive than with *gpt-3.5-turbo-0125*. Moreover, this advanced model was significantly slower in generating the output. This experiment confirms that LLMs are zero-shot ADLs recognition models, but doing it accurately by minimizing costs and ensuring privacy is still an open challenge.

6 Conclusion and Future Work

In this paper, we presented ADL-LLM: a zero-shot method for ADLs recognition in smart-home environments. We showcased that LLMs can reach recognition rates in ADLs recognition that are close to supervised approaches, with the benefit of not requiring any labeled data.

While we evaluated ADL-LLM on public datasets, we intend to investigate its effectiveness in the specific medical context of neurology, considering data from real subjects at risk of cognitive decline. We are currently collaborating with clinicians in the SERENADE project⁵, collecting data from the sensorized homes of a significantly large group of subjects, mostly living alone and diagnosed with Mild Cognitive Impairment. Our long-term objective in this project is a fine-grained recognition of the onset of cognitive decline. The sensor data that we are collecting in these homes is unlabeled, and we plan to adopt zero-shot ADL-LLM to capture the performed ADLs in this setting and work from there on the detection of behavioral changes and anomalies under the guidance of clinicians.

⁵<https://ecare.unimi.it/pilots/serenade/>

Acknowledgments

This work was supported in part by projects MUSA, FAIR, and SERICS under the NRRP MUR program funded by the EU-NGEU. Views and opinions expressed are however those of the authors only and do not necessarily reflect those of the European Union or the Italian MUR. Neither the European Union nor the Italian MUR can be held responsible for them.

References

- [1] Zahraa S Abdallah, Mohamed Medhat Gaber, Bala Srinivasan, and Shonali Krishnaswamy. 2018. Activity recognition with evolving data streams: A review. *ACM Computing Surveys (CSUR)* 51, 4 (2018), 1–36.
- [2] Samaneh Aminikhanghahi and Diane J Cook. 2017. A survey of methods for time series change point detection. *Knowledge and information systems* 51, 2 (2017), 339–367.
- [3] Samaneh Aminikhanghahi and Diane J Cook. 2017. Using change point detection to automate daily activity segmentation. In *2017 IEEE International Conference on Pervasive Computing and Communications Workshops (PerCom Workshops)*. IEEE, 262–267.
- [4] Luca Arrotta, Claudio Bettini, and Gabriele Civitarese. 2021. The marble dataset: Multi-inhabitant activities of daily living combining wearable and environmental sensors data. In *International Conference on Mobile and Ubiquitous Systems: Computing, Networking, and Services*. Springer, 451–468.
- [5] Luca Arrotta, Claudio Bettini, Gabriele Civitarese, and Michele Fiori. 2024. ContextGPT: Infusing LLMs Knowledge into Neuro-Symbolic Activity Recognition Models. *2024 IEEE SMARTCOMP* (2024).
- [6] Luca Arrotta, Gabriele Civitarese, and Claudio Bettini. 2024. Semantic Loss: A New Neuro-Symbolic Approach for Context-Aware Human Activity Recognition. *Proceedings of the ACM on Interactive, Mobile, Wearable and Ubiquitous Technologies* 7, 4 (2024), 1–29.
- [7] Lawal Babangida, Thinagaran Perumal, Norwati Mustapha, and Razali Yaakob. 2022. Internet of things (IoT) based activity recognition strategies in smart homes: A review. *IEEE Sensors Journal* 22, 9 (2022), 8327–8336.
- [8] Claudio Bettini, Gabriele Civitarese, and Riccardo Presotto. 2020. Caviar: Context-driven active and incremental activity recognition. *Knowledge-Based Systems* 196 (2020), 105816.
- [9] Claudio Bettini and Daniele Riboni. 2015. Privacy protection in pervasive systems: State of the art and technical challenges. *Pervasive and Mobile Computing* 17 (2015), 159–174.
- [10] Nicholas A Bishop, Tao Lu, and Bruce A Yankner. 2010. Neural mechanisms of ageing and cognitive decline. *Nature* 464, 7288 (2010), 529–535.
- [11] Tom Brown, Benjamin Mann, Nick Ryder, Melanie Subbiah, Jared D Kaplan, Prafulla Dhariwal, Arvind Neelakantan, Pranav Shyam, Girish Sastry, Amanda Askell, et al. 2020. Language models are few-shot learners. *Advances in neural information processing systems* 33 (2020), 1877–1901.
- [12] S Chan Chang, R Walmsley, J Gershuny, T Harms, E Thomas, K Milton, P Kelly, C Foster, A Wong, N Gray, et al. 2021. Capture-24: Activity tracker dataset for human activity recognition. *University of Oxford* (2021).
- [13] Chuanrui Chen, Shichao Ding, and Joseph Wang. 2023. Digital health for aging populations. *Nature medicine* 29, 7 (2023), 1623–1630.
- [14] Kaixuan Chen, Dalin Zhang, Lina Yao, Bin Guo, Zhiwen Yu, and Yunhao Liu. 2021. Deep learning for sensor-based human activity recognition: Overview, challenges, and opportunities. *ACM Computing Surveys (CSUR)* 54, 4 (2021), 1–40.
- [15] Liming Chen and Chris Nugent. 2009. Ontology-based activity recognition in intelligent pervasive environments. *International Journal of Web Information Systems* 5, 4 (2009), 410–430.
- [16] Gabriele Civitarese, Timo Sztyley, Daniele Riboni, Claudio Bettini, and Heiner Stuckenschmidt. 2019. POLARIS: Probabilistic and ontological activity recognition in smart-homes. *IEEE Transactions on Knowledge and Data Engineering* 33, 1 (2019), 209–223.
- [17] Diane J Cook, Aaron S Crandall, Brian L Thomas, and Narayanan C Krishnan. 2012. CASAS: A smart home in a box. *Computer* 46, 7 (2012), 62–69.
- [18] Sourish Gunesh Dhekane and Thomas Ploetz. 2024. Transfer Learning in Human Activity Recognition: A Survey. *arXiv preprint arXiv:2401.10185* (2024).
- [19] Meng Fang, Shilong Deng, Yudi Zhang, Zijing Shi, Ling Chen, Mykola Pechenizkiy, and Jun Wang. 2024. Large language models are neurosymbolic reasoners. *arXiv preprint arXiv:2401.09334* (2024).
- [20] Jiayuan Gao, Yingwei Zhang, Yiqiang Chen, Tengxiang Zhang, Boshi Tang, and Xiaoyu Wang. 2024. Unsupervised Human Activity Recognition Via Large Language Models and Iterative Evolution. In *ICASSP 2024-2024 IEEE International Conference on Acoustics, Speech and Signal Processing (ICASSP)*. IEEE, 91–95.

- [21] Margarita Grammatikopoulou, Ioulietta Lazarou, Vasilis Alepoulos, Lampros Mpaltadoros, Vangelis P Oikonomou, Thanos G Stavropoulos, Spiros Nikolopoulos, Ioannis Kompatsiaris, and Magda Tsolaki. 2024. Assessing the cognitive decline of people in the spectrum of AD by monitoring their activities of daily living in an IoT-enabled smart home environment: a cross-sectional pilot study. *Frontiers in Aging Neuroscience* 16 (2024), 1375131.
- [22] Moritz A Graule and Volkan Isler. 2023. GG-LLM: Geometrically Grounding Large Language Models for Zero-shot Human Activity Forecasting in Human-Aware Task Planning. *arXiv preprint arXiv:2310.20034* (2023).
- [23] Harish Haresamudram, Irfan Essa, and Thomas Plötz. 2022. Assessing the state of self-supervised human activity recognition using wearables. *Proceedings of the ACM on Interactive, Mobile, Wearable and Ubiquitous Technologies* 6, 3 (2022), 1–47.
- [24] Shruthi K Hiremath, Yasutaka Nishimura, Sonia Chernova, and Thomas Plötz. 2022. Bootstrapping Human Activity Recognition Systems for Smart Homes from Scratch. *Proceedings of the ACM on Interactive, Mobile, Wearable and Ubiquitous Technologies* 6, 3 (2022), 1–27.
- [25] Pascal Hitzler and Md Kamruzzaman Sarker. 2022. Neuro-symbolic artificial intelligence: The state of the art. *IOS press* (2022).
- [26] Aritra Hota, Soumyajit Chatterjee, and Sandip Chakraborty. 2024. Evaluating Large Language Models as Virtual Annotators for Time-series Physical Sensing Data. *arXiv preprint arXiv:2403.01133* (2024).
- [27] Carol Hudon, Frederique Escudier, Jessie De Roy, Jordie Croteau, Nathan Cross, Thien Thanh Dang-Vu, Herve Tchala Vignon Zomahoun, Sebastien Grenier, Jean-Francois Gagnon, Andreeanne Parent, et al. 2020. Behavioral and psychological symptoms that predict cognitive decline or impairment in cognitively normal middle-aged or older adults: a meta-analysis. *Neuropsychology Review* 30 (2020), 558–579.
- [28] Yash Jain, Chi Ian Tang, Chulhong Min, Fahim Kawsar, and Akhil Mathur. 2022. ColloSSL: Collaborative Self-Supervised Learning for Human Activity Recognition. *Proceedings of the ACM on Interactive, Mobile, Wearable and Ubiquitous Technologies* 6, 1 (2022), 1–28.
- [29] Angela L Jefferson, Laura K Byerly, Susan Vanderhill, Susan Lambe, Sarah Wong, Al Ozonoff, and Jason H Karlawish. 2008. Characterization of activities of daily living in individuals with mild cognitive impairment. *The American journal of geriatric psychiatry* 16, 5 (2008), 375–383.
- [30] Sijie Ji, Xinzhe Zheng, and Chenshu Wu. 2024. HARGPT: Are LLMs Zero-Shot Human Activity Recognizers? *arXiv preprint arXiv:2403.02727* (2024).
- [31] Elham Khodabandehloo, Daniele Riboni, and Abbas Alimohammadi. 2021. HealthXAI: Collaborative and explainable AI for supporting early diagnosis of cognitive decline. *Future Generation Computer Systems* 116 (2021), 168–189.
- [32] Zikang Leng, Amitrajit Bhattacharjee, Hrudhai Rajasekhar, Lizhe Zhang, Elizabeth Bruda, Hyeokhyen Kwon, and Thomas Plötz. 2024. IMUGPT 2.0: Language-Based Cross Modality Transfer for Sensor-Based Human Activity Recognition. *arXiv preprint arXiv:2402.01049* (2024).
- [33] Daniele Liciotti, Michele Bernardini, Luca Romeo, and Emanuele Frontoni. 2020. A sequential deep learning application for recognising human activities in smart homes. *Neurocomputing* 396 (2020), 501–513.
- [34] Xin Liu, Daniel McDuff, Geza Kovacs, Isaac Galatzer-Levy, Jacob Sunshine, Jiening Zhan, Ming-Zher Poh, Shun Liao, Paolo Di Achille, and Shwetak Patel. 2023. Large language models are few-shot health learners. *arXiv preprint arXiv:2305.15525* (2023).
- [35] Tsuyoshi Okita, Kosuke Ukita, Koki Matsuishi, Masaharu Kagiyama, Kodai Hirata, and Asahi Miyazaki. 2023. Towards LLMs for Sensor Data: Multi-Task Self-Supervised Learning. In *Adjunct Proceedings of the 2023 ACM International Joint Conference on Pervasive and Ubiquitous Computing & the 2023 ACM International Symposium on Wearable Computing*, 499–504.
- [36] Fco Javier Ordóñez, Paula De Toledo, and Araceli Sanchis. 2013. Activity recognition using hybrid generative/discriminative models on home environments using binary sensors. *Sensors* 13, 5 (2013), 5460–5477.
- [37] Francisco Javier Ordóñez and Daniel Roggen. 2016. Deep convolutional and lstm recurrent neural networks for multimodal wearable activity recognition. *Sensors* 16, 1 (2016), 115.
- [38] Parisa Rashidi and Alex Mihailidis. 2012. A survey on ambient-assisted living tools for older adults. *IEEE journal of biomedical and health informatics* 17, 3 (2012), 579–590.
- [39] Daniele Riboni, Claudio Bettini, Gabriele Civitarese, Zaffar Haider Janjua, and Rim Helaoui. 2016. SmartFABER: Recognizing fine-grained abnormal behaviors for early detection of mild cognitive impairment. *Artificial intelligence in medicine* 67 (2016), 57–74.
- [40] Andrea Rosales Sanabria, Franco Zambonelli, and Juan Ye. 2021. Unsupervised Domain Adaptation in Activity Recognition: A GAN-Based Approach. *IEEE Access* 9 (2021), 19421–19438.
- [41] Elnaz Soleimani and Ehsan Nazerfard. 2021. Cross-subject transfer learning in human activity recognition systems using generative adversarial networks. *Neurocomputing* 426 (2021), 26–34.
- [42] Naoto Takeda, Roberto Legaspi, Yasutaka Nishimura, Kazushi Ikeda, Atsunori Minamikawa, Thomas Plötz, and Sonia Chernova. 2023. Sensor Event Sequence Prediction for Proactive Smart Home Support Using Autoregressive Language

Model. In *2023 19th International Conference on Intelligent Environments (IE)*. IEEE, 1–8.

- [43] Megha Thukral, Sourish Gunesh Dhekane, Shruthi K Hiremath, Harish Haresamudram, and Thomas Ploetz. 2024. Layout Agnostic Human Activity Recognition in Smart Homes through Textual Descriptions Of Sensor Triggers (TDOST). *arXiv preprint arXiv:2405.12368* (2024).
- [44] Tim Van Kasteren, Athanasios Noulas, Gwenn Englebienne, and Ben Kröse. 2008. Accurate activity recognition in a home setting. In *Proceedings of the 10th international conference on Ubiquitous computing*. 1–9.
- [45] Jason Wei, Xuezhi Wang, Dale Schuurmans, Maarten Bosma, Fei Xia, Ed Chi, Quoc V Le, Denny Zhou, et al. 2022. Chain-of-thought prompting elicits reasoning in large language models. *Advances in Neural Information Processing Systems* 35 (2022), 24824–24837.
- [46] Qingxin Xia, Takuya Maekawa, and Takahiro Hara. 2023. Unsupervised Human Activity Recognition through Two-stage Prompting with ChatGPT. *arXiv preprint arXiv:2306.02140* (2023).
- [47] Tianwei Xing, Luis Garcia, Marc Roig Vilamala, Federico Cerutti, Lance Kaplan, Alun Preece, and Mani Srivastava. 2020. Neuroplex: learning to detect complex events in sensor networks through knowledge injection. In *Proceedings of the 18th conference on embedded networked sensor systems*. 489–502.
- [48] Hang Yuan, Shing Chan, Andrew P Creagh, Catherine Tong, Aidan Acquah, David A Clifton, and Aiden Doherty. 2024. Self-supervised learning for human activity recognition using 700,000 person-days of wearable data. *NPJ digital medicine* 7, 1 (2024), 91.
- [49] Jianrong Zhang, Yangsong Zhang, Xiaodong Cun, Shaoli Huang, Yong Zhang, Hongwei Zhao, Hongtao Lu, and Xi Shen. 2023. T2m-gpt: Generating human motion from textual descriptions with discrete representations. *arXiv preprint arXiv:2301.06052* (2023).
- [50] Yunjiao Zhou, Jianfei Yang, Han Zou, and Lihua Xie. 2023. TENT: Connect Language Models with IoT Sensors for Zero-Shot Activity Recognition. *arXiv preprint arXiv:2311.08245* (2023).

A Detailed results at different data availability scenarios

In the following, we report the results of few-shot prompting (and the baselines) at different data availability scenarios: 100%, 50%, 25%, 10% of the training set.

Table 7. UCI ADL: Few-Shot ADL-LLM vs the supervised baselines (100% of the training set)

Activity	Few-Shot ADL-LLM			Supervised baselines			Few-Shot-Prompting			Supervised baselines		
	K=3	K=5	K=7	BiLSTM	CascEns BiLSTM	DeepConv LSTM	K=3	K=5	K=7	BiLSTM	CascEns BiLSTM	DeepConv LSTM
Leaving home	1.00	1.00	1.00	0.95	0.92	0.99	0.90	0.90	0.90	0.84	0.81	0.88
Personal care	1.00	1.00	0.99	0.98	0.97	0.99	0.95	0.96	0.96	0.92	0.92	0.93
Preparing breakfast	0.81	0.89	0.94	0.90	0.90	0.94	0.71	0.83	0.81	0.35	0.35	0.39
Preparing dinner	-	-	-	-	-	-	0.29	0.39	0.40	0.06	0.13	0.13
Preparing lunch	0.94	0.96	0.97	0.95	0.95	0.96	0.38	0.45	0.50	0.35	0.36	0.41
Relaxing on couch	0.86	0.87	0.87	1.00	1.00	1.00	0.61	0.64	0.71	0.85	0.85	0.87
Showering	1.00	1.00	1.00	0.99	0.99	1.00	0.92	0.94	0.95	0.93	0.93	0.96
Sleeping	0.89	0.90	0.90	0.99	0.99	1.00	0.84	0.82	0.89	0.99	0.99	0.99
Snacking	0.41	0.54	0.60	0.04	0.07	0.00	0.35	0.39	0.37	0.37	0.34	0.40
Weighted F1-score	0.93	0.95	0.95	0.96	0.96	0.97	0.73	0.76	0.78	0.72	0.72	0.75

Table 8. MARBLE: Few-Shot ADL-LLM vs the supervised baselines (100% of the training set)

Activity	Few-Shot ADL-LLM			Supervised baselines		
	K=3	K=5	K=7	BiLSTM	CascEns BiLSTM	DeepConv LSTM
Clearing table	0.51	0.62	0.56	0.44	0.42	0.55
Eating	0.88	0.87	0.88	0.91	0.91	0.91
Entering home	0.69	0.65	0.73	0.00	0.00	0.13
Leaving home	0.77	0.77	0.77	0.00	0.00	0.00
Phone call	0.99	0.99	0.99	0.76	0.76	0.81
Preparing cold meal	0.68	0.69	0.71	0.63	0.62	0.73
Preparing hot meal	0.81	0.86	0.86	0.82	0.82	0.90
Setting up table	0.44	0.50	0.52	0.55	0.48	0.57
Taking medicines	0.59	0.60	0.58	0.54	0.53	0.59
Using PC	0.98	0.99	0.99	0.91	0.91	0.91
Watching TV	0.99	0.99	0.99	0.94	0.94	0.96
Weighted F1-score	0.85	0.87	0.87	0.78	0.77	0.82

Table 9. UCI ADL: Few-Shot ADL-LLM vs the supervised baselines (50% of the training set)

Activity	Few-Shot ADL-LLM			Supervised baselines			Few-Shot ADL-LLM			Supervised baselines		
	K=3	K=5	K=7	BiLSTM	CascEns BiLSTM	DeepConv LSTM	K=3	K=5	K=7	BiLSTM	CascEns BiLSTM	DeepConv LSTM
Leaving home	1.00	1.00	1.00	0.93	0.83	0.99	0.89	0.88	0.89	0.73	0.67	0.86
Personal care	0.99	1.00	1.00	0.96	0.95	0.99	0.93	0.95	0.96	0.92	0.91	0.93
Preparing breakfast	0.76	0.86	0.91	0.88	0.87	0.92	0.80	0.82	0.83	0.36	0.35	0.38
Preparing dinner	-	-	-	-	-	-	0.39	0.40	0.39	0.05	0.05	0.14
Preparing lunch	0.91	0.95	0.97	0.95	0.94	0.96	0.39	0.43	0.44	0.32	0.29	0.39
Relaxing on couch	0.83	0.93	0.98	1.00	0.99	0.99	0.64	0.64	0.65	0.84	0.85	0.87
Showering	0.99	1.00	1.00	0.98	0.96	0.99	0.95	0.95	0.96	0.92	0.92	0.95
Sleeping	0.90	0.94	0.98	0.99	0.99	1.00	0.81	0.85	0.85	0.99	0.99	0.99
Snacking	0.36	0.56	0.69	0.04	0.15	0.04	0.38	0.34	0.35	0.25	0.28	0.38
Weighted F1-score	0.91	0.95	0.97	0.95	0.94	0.97	0.75	0.76	0.76	0.70	0.69	0.74

Table 10. UCI ADL: Few-Shot ADL-LLM vs the supervised baselines (50% of the training set)

Activity	Few-Shot-Prompting			Supervised baselines		
	K=3	K=5	K=7	BiLSTM	CascEns BiLSTM	DeepConv LSTM
Clearing table	0.44	0.49	0.57	0.29	0.26	0.46
Eating	0.87	0.90	0.91	0.91	0.91	0.91
Entering home	0.60	0.57	0.57	0.00	0.00	0.16
Leaving home	0.80	0.75	0.86	0.00	0.00	0.39
Phone call	0.99	0.99	0.99	0.76	0.76	0.81
Preparing cold meal	0.67	0.64	0.69	0.61	0.62	0.71
Preparing hot meal	0.84	0.83	0.85	0.83	0.82	0.89
Setting up table	0.37	0.52	0.47	0.52	0.50	0.62
Taking medicines	0.42	0.43	0.42	0.53	0.51	0.58
Using PC	0.99	0.99	0.99	0.91	0.91	0.90
Watching TV	0.99	0.99	0.99	0.95	0.95	0.97
Weighted F1-score	0.84	0.85	0.86	0.77	0.77	0.82

Table 11. UCI ADL: Few-Shot ADL-LLM vs the supervised baselines (25% of the training set)

Activity	Few-Shot ADL-LLM			Supervised baselines			Few-Shot ADL-LLM			Supervised baselines		
	K=3	K=5	K=7	BiLSTM	CascEns BiLSTM	DeepConv LSTM	K=3	K=5	K=7	BiLSTM	CascEns BiLSTM	DeepConv LSTM
Leaving home	1.00	1.00	1.00	0.79	0.78	0.98	0.86	0.88	0.88	0.64	0.53	0.84
Personal care	0.99	0.99	1.00	0.96	0.94	0.99	0.95	0.95	0.96	0.90	0.90	0.94
Preparing breakfast	0.77	0.82	0.86	0.85	0.84	0.91	0.73	0.78	0.78	0.36	0.33	0.38
Preparing dinner	-	-	-	-	-	-	0.33	0.37	0.42	0.04	0.09	0.25
Preparing lunch	0.92	0.95	0.95	0.94	0.94	0.95	0.39	0.43	0.44	0.16	0.19	0.18
Relaxing on couch	0.85	0.95	0.98	1.00	0.99	0.99	0.67	0.67	0.71	0.84	0.84	0.86
Showering	0.99	1.00	1.00	0.98	0.95	1.00	0.95	0.94	0.96	0.90	0.92	0.95
Sleeping	0.89	0.96	0.99	0.99	0.99	1.00	0.88	0.86	0.88	0.98	0.98	0.99
Snacking	0.37	0.58	0.61	0.02	0.00	0.00	0.36	0.35	0.34	0.29	0.27	0.44
Weighted F1-score	0.91	0.95	0.97	0.94	0.93	0.97	0.75	0.76	0.77	0.67	0.66	0.74

Table 12. MARBLE: Few-Shot ADL-LLM vs the supervised baselines (25% of the training set)

Activity	Few-Shot ADL-LLM			Supervised baselines		
	K=3	K=5	K=7	BiLSTM	CascEns BiLSTM	DeepConv LSTM
Clearing table	0.39	0.44	0.41	0.30	0.28	0.49
Eating	0.89	0.89	0.89	0.91	0.91	0.90
Entering home	0.32	0.59	0.48	0.00	0.00	0.00
Leaving home	0.88	0.88	0.93	0.00	0.00	0.14
Phone call	0.98	0.99	0.99	0.71	0.69	0.78
Preparing cold meal	0.64	0.60	0.57	0.61	0.59	0.69
Preparing hot meal	0.78	0.81	0.80	0.79	0.77	0.86
Setting up table	0.46	0.47	0.40	0.36	0.35	0.58
Taking medicines	0.49	0.50	0.47	0.45	0.30	0.54
Using pc	0.98	0.98	0.99	0.91	0.90	0.91
Watching tv	0.99	0.99	0.98	0.94	0.94	0.95
Weighted F1-score	0.83	0.84	0.83	0.74	0.72	0.80

Table 13. UCI ADL: Few-Shot ADL-LLM vs the supervised baselines (10% of the training set)

Activity	Few-Shot ADL-LLM			Supervised baselines			Few-Shot ADL-LLM			Supervised baselines		
	K=3	K=5	K=7	BiLSTM	CascEns BiLSTM	DeepConv LSTM	K=3	K=5	K=7	BiLSTM	CascEns BiLSTM	DeepConv LSTM
Leaving home	1.00	1.00	1.00	0.71	0.73	0.97	0.87	0.87	0.88	0.49	0.41	0.88
Personal care	0.99	0.99	0.99	0.92	0.93	0.98	0.96	0.96	0.96	0.88	0.85	0.94
Preparing breakfast	0.70	0.88	0.87	0.80	0.82	0.91	0.73	0.79	0.78	0.19	0.07	0.33
Preparing dinner	-	-	-	-	-	-	0.29	0.33	0.36	0.04	0.04	0.09
Preparing lunch	0.92	0.96	0.96	0.93	0.94	0.96	0.32	0.41	0.43	0.18	0.09	0.08
Relaxing on couch	0.85	0.91	0.96	1.00	0.99	0.99	0.61	0.67	0.71	0.84	0.83	0.85
Showering	0.99	1.00	1.00	0.93	0.94	0.98	0.95	0.95	0.96	0.87	0.88	0.95
Sleeping	0.92	0.94	0.97	0.97	0.97	1.00	0.86	0.87	0.92	0.86	0.84	0.99
Snacking	0.27	0.48	0.57	0.09	0.00	0.31	0.34	0.36	0.38	0.29	0.27	0.46
Weighted F1-score	0.91	0.95	0.96	0.91	0.92	0.97	0.74	0.76	0.78	0.63	0.59	0.72

Table 14. MARBLE: Few-Shot ADL-LLM vs the supervised baselines (10% of the training set)

Activity	Few-Shot ADL-LLM			Supervised baselines		
	K=3	K=5	K=7	BiLSTM	CascEns BiLSTM	DeepConv LSTM
Clearing table	0.47	0.28	0.33	0.00	0.00	0.46
Eating	0.87	0.84	0.85	0.80	0.78	0.90
Entering home	0.65	0.69	0.61	0.00	0.00	0.00
Leaving home	0.71	0.86	0.80	0.00	0.00	0.00
Phone call	0.99	0.99	0.99	0.63	0.61	0.79
Preparing cold meal	0.64	0.63	0.65	0.43	0.38	0.58
Preparing hot meal	0.80	0.83	0.87	0.66	0.64	0.86
Setting up table	0.27	0.38	0.45	0.00	0.00	0.08
Taking medicines	0.26	0.40	0.38	0.06	0.18	0.35
Using pc	0.97	0.98	0.98	0.81	0.81	0.91
Watching tv	0.98	0.99	0.99	0.73	0.74	0.96
Weighted F1-score	0.82	0.82	0.84	0.58	0.57	0.76