

Turning Up the Heat: Min- p Sampling for Creative and Coherent LLM Outputs

Nguyen Nhat Minh^{†*}
Apart Research
minh1228@gmail.com

Andrew Baker^{*}
Independent
ajbaker2005@hotmail.com

Clement Neo^{*}
Apart Research
clement@apartresearch.com

Allen Roush
Wand.AI
allen.roush@wand.ai

Andreas Kirsch
Independent
blackhc@gmail.com

Ravid Schwartz-Ziv
Wand.AI, New York University
ravid@wand.ai

Abstract

Large Language Models (LLMs) generate text by sampling the next token from a probability distribution over the vocabulary at each decoding step. However, popular sampling methods like top- p (nucleus sampling) often struggle to balance quality and diversity, especially at higher temperatures, leading to incoherent or repetitive outputs. To address this challenge, we propose **min- p sampling**, a dynamic truncation method that adjusts the sampling threshold based on the model’s confidence by scaling according to the top token’s probability. We conduct extensive experiments on benchmarks including GPQA, GSM8K, and AlpacaEval Creative Writing, demonstrating that min- p sampling improves both the quality and diversity of generated text, particularly at high temperatures. Moreover, human evaluations reveal a clear preference for min- p sampling in terms of both text quality and diversity. Min- p sampling has been adopted by multiple open-source LLM implementations, highlighting its practical utility and potential impact.

1 Introduction

Large Language Models (LLMs) have achieved remarkable success in generating coherent and creative text across diverse domains, from factual question answering to open-ended storytelling. A central challenge in these generative tasks is managing the trade-off between creativity and coherence, often influenced by the sampling strategy used during text generation. Popular methods like top- p sampling (nucleus sampling) (Holtzman et al., 2020) and temperature scaling (Ackley et al., 1985) are widely adopted to address this challenge, but they often struggle, especially at higher temperatures. While increasing temperature can enhance diversity, it frequently reduces the coherence of generated text; conversely, more conservative sampling limits creativity and can lead to repetitive outputs.

This challenge becomes particularly critical when LLMs are used in tasks that require both imaginative and contextually grounded responses. In this paper, we address this fundamental issue by introducing a new sampling method called **min- p sampling**, designed to dynamically balance creativity and coherence, even at high temperatures. Min- p sampling establishes a minimum base probability threshold that scales according to the top token’s probability, allowing it to dynamically include

¹* Equal contribution.

²† Corresponding author.

diverse options when the model is uncertain while focusing on high-confidence tokens when the model is confident.

To demonstrate the effectiveness of min- p , we conduct extensive experiments on various benchmark datasets, including **GPQA** (Rein et al., 2023), **GSM8K** (Cobbe et al., 2021), and **AlpacaEval Creative Writing** (Li et al., 2023). Our results show that min- p sampling outperforms top- p and other popular decoding methods such as top- k (Fan et al., 2018) and η -sampling (Hewitt et al., 2022a), maintaining coherence while allowing for increased diversity, particularly with high-temperature scaling. We also conducted a comprehensive **human evaluation** to compare the quality and diversity of text generated by min- p with that generated by traditional sampling methods. The results indicate a clear preference for min- p , with participants rating min- p outputs as superior in quality and diversity.

The contributions of this paper are as follows:

- We introduce **min- p sampling**, a novel dynamic truncation method that effectively balances creativity and coherence in LLM-generated text, particularly at high temperatures.
- We present comprehensive **experimental results** on several benchmarks, demonstrating that min- p consistently improves the quality and diversity of generated text compared to top- p sampling and other existing methods.
- We validate the practical utility of min- p through an extensive **human evaluation**, showing that human evaluators prefer min- p outputs over those generated by other methods in terms of both quality and diversity.
- We provide practical **empirical guidelines** for using min- p sampling, assisting practitioners in selecting appropriate hyperparameters and best practices for various applications.
- The rapid **adoption of min- p** by the open-source LLM community further highlights its effectiveness and practical potential.

By introducing min- p and offering empirical guidelines for its use, we aim to explore high-temperature settings for creative text generation without compromising coherence. Our results demonstrate that min- p is a viable and superior alternative to existing sampling methods, both at standard and high-temperature settings, making it an important contribution to generative language modeling.

2 Related Work

Sampling methods are crucial in controlling the quality and diversity of text generated by LLMs. The choice of sampling strategy directly affects the balance between creativity and coherence, which is critical in many generative tasks. In this section, we review existing sampling methods and their limitations, establishing the motivation for our proposed min- p sampling approach.

Greedy Decoding and Beam Search. Greedy decoding and beam search are deterministic decoding strategies that select the token with the highest probability at each step (Freitag & Al-Onaizan, 2017). While these methods ensure high-probability token selection, they often lead to repetitive and generic text due to their lack of diversity. Beam search also incurs a significant runtime performance penalty.

Stochastic Sampling Methods. Stochastic sampling methods aim to inject diversity into the generated text by introducing randomness in token selection. **Temperature scaling** adjusts the distribution’s sharpness, balancing diversity and coherence (Ackley et al., 1985); however, higher temperatures often lead to incoherent and nonsensical results, limiting its applicability. **Top- k sampling** selects from the top k most probable tokens, ensuring that only high-probability tokens are considered (Fan et al., 2018). While it offers a simple way to prevent unlikely tokens from being sampled, it does not adapt dynamically to varying confidence levels across different contexts.

Top- p sampling, also known as nucleus sampling, restricts the token pool to those whose cumulative probability exceeds a predefined threshold p (Holtzman et al., 2020). This method effectively balances quality and diversity by focusing on the "nucleus" of high-probability tokens and dynamically adapts to different contexts. However, at higher temperatures, top- p sampling can still allow low-probability tokens into the sampling pool, leading to incoherent outputs. This trade-off between creativity and coherence at high temperatures is a key limitation that we aim to address with min- p sampling.

Entropy-Based Methods. Recent work has introduced methods such as **entropy-dependent truncation** (η -sampling) and **mirostat sampling**, which attempt to dynamically adjust the sampling pool based on the entropy of the token distribution (Hewitt et al., 2022a; Basu et al., 2021; Schwartz Ziv & LeCun, 2024). While entropy/uncertainty-based approaches show promise in improving text quality, they often require complex parameter tuning and are computationally expensive, making them challenging to use in practical applications. We detail our experimental challenges running η sampling in Appendix B.2.

3 Min- p Sampling

The core idea of **min- p sampling** is to dynamically adjust the sampling threshold based on the model’s confidence at each decoding step. This dynamic mechanism allows the sampling process to be sensitive to the context and the certainty of the model, providing a better balance between creativity and coherence, especially at high temperatures.

3.1 Overview of Min- p Sampling

In standard autoregressive generation, a language model predicts the probability distribution over the vocabulary for the next token, conditioned on the sequence generated so far. At each step, the model selects a token from this distribution either deterministically or stochastically. Min- p sampling is a stochastic method that adapts its truncation threshold based on the model’s confidence, allowing the sampling strategy to be context-sensitive.

Formally, at each time step t , let \mathcal{V} denote the vocabulary, and $P(x_t \mid x_{1:t-1})$ represent the conditional probability distribution over the vocabulary for the next token x_t . Min- p sampling involves the following steps:

1. **Calculate the Maximum Probability:** Identify the maximum probability token in the distribution, denoted as $p_{\max} = \max_{v \in \mathcal{V}} P(v \mid x_{1:t-1})$.
2. **Define the Truncation Threshold:** Set a base probability threshold, $p_{\text{base}} \in (0, 1]$, and scale it by p_{\max} to determine the actual truncation threshold:

$$p_{\text{scaled}} = p_{\text{base}} \times p_{\max} \quad (1)$$

This threshold ensures that tokens with sufficiently high relative probabilities are considered while filtering out less probable tokens in a context-dependent manner.

3. **Define the Sampling Pool:** Construct the sampling pool \mathcal{V}_{\min} consisting of tokens whose probabilities are greater than or equal to p_{scaled} :

$$\mathcal{V}_{\min} = \{v \in \mathcal{V} : P(v \mid x_{1:t-1}) \geq p_{\text{scaled}}\} \quad (2)$$

4. **Sample from the Pool:** Sample the next token x_t from the reduced set \mathcal{V}_{\min} according to their normalized probabilities:

$$P'(v) = \frac{P(v \mid x_{1:t-1})}{\sum_{v' \in \mathcal{V}_{\min}} P(v' \mid x_{1:t-1})} \quad \text{for } v \in \mathcal{V}_{\min} \quad (3)$$

3.2 Intuition Behind Min- p Sampling

The key intuition behind min- p sampling is that **token truncation thresholds are relative and depend on how certain the distribution is for that token**, and not absolute thresholds. When the model is highly confident about the next token (i.e., p_{\max} is high), min- p restricts the pool to high-probability candidates to maintain coherence. Conversely, when the model is less confident, relaxing the sampling pool allows for a more creative and diverse generation. Unlike top- p sampling, which truncates the distribution based on a fixed cumulative probability, min- p dynamically adjusts the threshold based on the model’s confidence, leading to more context-sensitive generation.

Figure 1 illustrates the effects of different sampling methods, including min- p , on token probability distributions. In subfigure (a), we show an initial probability distribution over tokens. Subfigures (b), (c), and (d) demonstrate how top- p , top- k , and min- p sampling methods select tokens based on

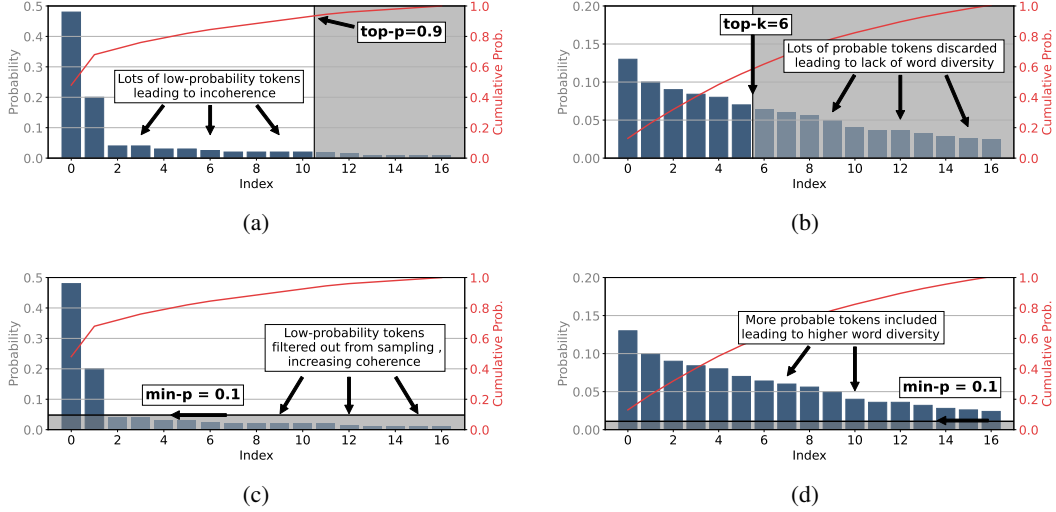


Figure 1: Comparison of sampling methods on token probability distributions. (a) Initial distribution. (b) Top- p sampling. (c) Top- k sampling. (d) Min- p sampling. Min- p sampling dynamically adjusts its filtering threshold based on the model’s confidence, focusing on high-probability tokens when confident and including diverse but plausible options when uncertain. This dynamic behavior helps min- p balance coherence and diversity more effectively than top- p and top- k sampling.

this distribution. Min- p sampling dynamically adjusts its filtering threshold based on the model’s confidence, focusing on high-probability tokens when confident and including diverse but plausible options when uncertain. This dynamic behavior helps min- p balance coherence and diversity more effectively than top- p and top- k sampling.

3.3 Advantages Over Existing Methods

Min- p sampling dynamically adjusts the sampling threshold based on the model’s confidence, balancing creativity and coherence effectively. Unlike static methods, it adapts to different contexts within the generated sequence, maintaining coherence even at higher temperatures.

Balancing Creativity and Coherence. Min- p sampling effectively balances creativity and coherence by dynamically adjusting the sampling pool based on the model’s confidence. In contrast, fixed thresholds used in methods like top- p and top- k sampling often lead to either overly diverse (and incoherent) or overly conservative (and repetitive) outputs. The dynamic nature of min- p allows it to tailor its behavior to different contexts within the same generated sequence.

Robustness at High Temperatures. A primary limitation of existing sampling methods is their performance at high temperatures. As the temperature increases, the token probabilities become more uniform, allowing unlikely tokens to be selected, which can result in incoherent text. Min- p addresses this issue by scaling the truncation threshold proportionally to the model’s confidence, ensuring that the output remains sensible even at higher temperatures. This capability is particularly valuable for tasks that benefit from high creativity, such as storytelling and dialogue generation.

Computational Efficiency. Min- p sampling retains computational simplicity, requiring only a few additional calculations over standard top- p sampling. Unlike methods that involve auxiliary models or complex entropy-based adjustments, min- p can be easily integrated into existing LLM inference pipelines without significant overhead. This makes it practical for both research and real-world applications, and offers a distinct advantage over other entropy-based methods such as ϵ and η sampling (Hewitt et al., 2022b), as we discuss in Appendix B.2.

3.4 Implementation Details

Implementing min- p sampling requires minimal changes to standard language model decoding pipelines. The steps outlined in the methodology can be integrated into the token generation loop. Here are some practical considerations:

Integration into Decoding Pipelines. Min- p sampling can be implemented as a logits processor in frameworks like Hugging Face Transformers (Wolf et al., 2020). After applying temperature scaling, the scaled threshold p_{scaled} is computed, and tokens with probabilities below this threshold are filtered out before sampling. These operations are efficiently implemented using vectorized computations, adding negligible overhead to the decoding process.

Parameter Selection Guidelines.

- **Choosing the Base Threshold (p_{base}):** Setting p_{base} between 0.05 and 0.1 provides a good balance between creativity and coherence across various tasks and models. Higher values of p_{base} (e.g., close to 1) can be used to maintain coherence at very high temperatures.
- **Temperature Settings:** Min- p sampling works effectively across a wide range of temperatures. Practitioners can experiment with higher temperatures (e.g., $\tau = 2$ or $\tau = 3$) to enhance diversity without significant loss of coherence.
- **Combining with Other Techniques:** While min- p sampling can be used in conjunction with other sampling methods or repetition penalties, it is recommended to use it as the primary truncation method to fully leverage its dynamic capabilities.

Ensuring Robustness. To prevent the sampling pool from becoming empty, especially when p_{base} is high and p_{max} is low, it is advisable to enforce a minimum number of tokens to keep in \mathcal{V}_{min} .

3.5 Availability of Resources

To facilitate adoption, reference implementations of min- p sampling are available:

- **Hugging Face Transformers:** An implementation is available as a custom logits processor that can be integrated into the generation pipeline.
- **Open-Source Inference Engines:** Implementations for popular inference engines are provided, such as in VLLM (Kwon et al., 2023) and SGLang (Zheng et al., 2024).
- **Project Repository:** Code, usage examples, and integration guides are available at our project repository.¹
- **Community Adoption:** Min- p sampling has been rapidly adopted by the open-source community, with over 54,000 GitHub repositories using it, amassing a cumulative 1.1 million stars across these projects.

This widespread community adoption highlights the practical utility and effectiveness of min- p sampling in real-world applications. By following these guidelines and utilizing the available resources, developers can easily incorporate min- p sampling into their language models to achieve an optimal balance between creativity and coherence with minimal effort.

4 Case Studies: Illustrative Examples

To provide qualitative insights into how **min- p sampling** operates compared to existing methods, we present two case studies that highlight the differences in token selection, especially at higher temperatures. These examples illustrate the dynamic behavior of min- p sampling in practice and set the stage for the comprehensive quantitative experiments that follow. This visualization was originally created by Maso (2024) and reproduced in this paper.

¹https://github.com/menhguin/minp_paper/

Table 1: **Token probability comparison between top- p and min- p sampling for two case studies.** Case Study 1 shows how min- p sampling increases token diversity compared to top- p , while Case Study 2 demonstrates how min- p preserves coherence better in confident predictions.

(a) Case Study 1: Low-Certainty Next Token					(b) Case Study 2: High-Certainty Next Token				
Prompt: "You will pay for what you have done," she hissed, her blade flashing in the moonlight. The battle that ensued _____					Prompt: A rainbow is an optically brilliant meteorological event resulting from refraction, reflection, and dispersion of _____				
Token	$\tau=1$	$\tau=3$	Top- p	Min- p	Token	$\tau=1$	$\tau=3$	Top- p	Min- p
was	70.3	11.9	13.1	18.5	light	98.3	34.4	38.2	80.9
lasted	9.5	6.1	6.7	9.5	sunlight	1.3	8.1	9.0	19.1
between	6.2	5.3	5.9	8.2	water	0.1	3.4	3.8	–
left	4.5	4.8	5.3	7.4	sunshine	0.1	2.9	3.2	–
would	3.2	4.3	4.7	6.6	a	0.05	2.7	3.0	–
seemed	0.5	2.3	2.5	3.5	moisture	0.05	2.7	3.0	–

Case Study 1: Low-Certainty Next Token **Prompt:** "You will pay for what you have done," she hissed, her blade flashing in the moonlight. The battle that ensued _____

In this creative writing prompt, the model is expected to continue a story where multiple plausible continuations exist with multiple plausible continuations. The next token is uncertain, and the probability distribution is relatively flat at a high temperature.

Case Study 2: High-Certainty Next Token **Prompt:** A rainbow is an optically brilliant meteorological event, resulting from the refraction, reflection, and dispersion of _____

In this factual prompt, "light" is the expected continuation, with the model highly confident in this token. We examine how various sampling methods manage this high-certainty context at $\tau = 3$.

Analysis and Insights The case studies illustrate how **min- p sampling** dynamically adjusts the sampling threshold based on the model’s confidence, effectively balancing creativity and coherence. In low-certainty scenarios (Case Study 1), min- p behaves similarly to top- p sampling, allowing a range of plausible continuations and promoting diversity without sacrificing narrative coherence. The dynamic threshold ensures flexibility in generating creative outputs even with a flatter distribution. Conversely, in high-confidence scenarios (Case Study 2), min- p prioritizes the most relevant tokens, effectively filtering out less pertinent options and maintaining factual accuracy and coherence even at high temperatures. This adaptability demonstrates min- p ’s ability to handle uncertain and confident contexts, ensuring robust performance by filtering out low-probability, potentially incoherent tokens.

5 Experiments

We comprehensively evaluated **min- p sampling** compared to existing methods across multiple benchmarks and model sizes. Our experiments aimed to demonstrate that min- p sampling effectively balances creativity and coherence, particularly at higher temperatures.

5.1 Experimental Setup

Models Experiments were conducted using the **Mistral 7B** language model (Jiang et al., 2023), selected for its strong performance across various tasks. To evaluate whether the benefits of min- p sampling scale to larger models, we also performed tests on **Mistral Large** with 123B parameters.

Benchmarks We evaluate min- p sampling on three diverse benchmarks:

- **Graduate-Level Reasoning:** GPQA Main Benchmark (Rein et al., 2023).
- **Grade School Math:** *GSM8K Chain-of-Thought* (GSM8K CoT) (Cobbe et al., 2021).
- **Creative Writing:** *AlpacaEval Creative Writing* (Li et al., 2023).

Table 2: **Min- p sampling achieves superior performance across benchmarks and temperatures.** Accuracy (%) on GPQA Main and GSM8K CoT benchmarks on Mistral 7B.

Method	GPQA Main (5-shot)					GSM8K CoT (8-shot)				
	$\tau = 0.7$	$\tau = 1.0$	$\tau = 1.5$	$\tau = 2.0$	$\tau = 3.0$	$\tau = 0.7$	$\tau = 1.0$	$\tau = 1.5$	$\tau = 2.0$	$\tau = 3.0$
Temp' Only	27.23	22.77	25.22	5.80	0.89	29.56	17.51	0.00	0.00	0.00
Top- k	26.34	23.66	22.77	16.52	5.88	30.63	17.59	0.00	0.00	0.00
η Sampling	28.13	25.45	24.55	–	–	32.63	26.99	0.49	–	–
ϵ Sampling	27.90	25.45	24.11	–	–	31.69	26.84	0.56	–	–
Top- p	29.02	25.00	24.78	6.47	0.46	36.09	27.67	0.68	0.00	0.00
Min-p	29.18	25.89	28.13	26.34	24.55	35.18	30.86	18.42	6.21	0.00

Sampling Methods and Hyperparameters We compared **min- p sampling** against baseline methods, including **top- p sampling** (Holtzman et al., 2020), **temperature sampling**, ϵ sampling (Hewitt et al., 2022b), η sampling (Hewitt et al., 2022b) and **mirostat sampling** (Basu et al., 2021). We present results between temperatures 0.7 and 3.0, with further tests between 0 and 5 linked in our project repository ².

For min- p , base probability thresholds of $p_{\text{base}} = 0.05$ and 0.1 were used, while top- p sampling employed $p = 0.9$. These hyperparameter settings were chosen based on empirical guidelines and prior research to provide a fair comparison (See Appendix B.1 for extensive discussion).

Evaluation Metrics Evaluation metrics were tailored to each benchmark. For GPQA and GSM8K, we measured **accuracy**. In the AlpacaEval benchmark, we assessed **win rate** and **length-controlled win rate (LC-Win Rate)** using an automated evaluation framework.

5.2 Results

5.2.1 Graduate-Level Reasoning (GPQA Main)

Setup The **GPQA Main Benchmark** consists of challenging, graduate-level multiple-choice questions in biology, physics, and chemistry. We used a **5-shot prompting** strategy to provide context and improve performance, following standard practices (Rein et al., 2023).

Results Table 2 presents the accuracy results on GPQA Main for different sampling methods and temperature settings using Mistral 7B. Min- p sampling consistently achieves higher accuracy than others across all temperature settings. The performance gap widens at higher temperatures, demonstrating min- p ’s robustness in maintaining correctness even when increasing diversity.

Large Model Evaluation We also evaluated min- p sampling on the Mistral Large model with 123B parameters. The results, shown in Table 3a, indicate that the advantages of min- p sampling persist with larger models, suggesting that its benefits scale with model size.

5.2.2 Grade School Math (GSM8K CoT)

Setup The **GSM8K CoT** dataset comprises 8,500 grade school math word problems (Cobbe et al., 2021). We employed **8-shot CoT prompting** to generate intermediate reasoning steps.

Results As shown in Table 2, min- p consistently outperforms the other methods in almost all temperature settings. The performance advantage becomes more pronounced at higher temperatures, indicating that min- p sampling preserves the model’s problem-solving abilities even when generating more diverse outputs. We also observed significant differences in test-time computing across sampling methods, as detailed in Appendix B.2, where η and ϵ sampling exhibited exponential runtime increases with temperature compared to min- p , and failed to load on $\tau > 1.5$ altogether.

²https://github.com/menhguin/minp_paper/

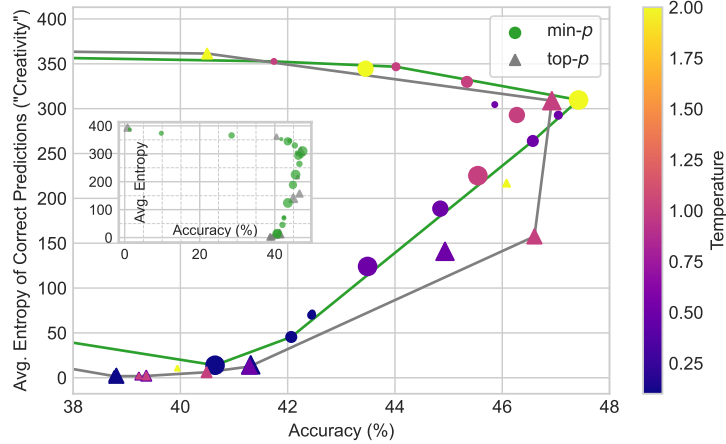


Figure 2: **Comparison of min- p and top- p on GSM8K CoT-SC: Accuracy vs. Diversity.** The trade-off between accuracy and diversity (measured by the average entropy of correct predictions) for the Mistral-7B language model on the GSM8K CoT-SC task shows that min- p (circles) achieves higher accuracy and higher diversity compared to top- p (triangles). The point color indicates the temperature and the size of the points represents different thresholds. The solid lines show the Pareto-frontier for each sampling method. The inset plot highlights that min- p has good coverage.

Accuracy vs. Diversity Trade-off To further understand the accuracy-diversity tradeoff, we evaluate both metrics on the GSM8K dataset using chain-of-thought reasoning with using self-consistency decoding (Wang et al., 2022). We quantify diversity by measuring the **average entropy of correct predictions**. Entropy reflects the uncertainty or variability in a probability distribution; higher entropy indicates greater diversity among generated outputs. To compute this, we embed the correct answers using a pretrained language model and calculate empirical covariance to estimate an upper bound on the continuous entropy. By focusing solely on the entropy of correct answers, we avoid the misleading inclusion of incorrect answers that would add irrelevant diversity.

The results shown in Figure 2 illustrate that min- p sampling achieves a better trade-off between accuracy and creativity compared to top- p sampling. Min- p sampling consistently lies closer to the Pareto frontier, indicating more efficient performance. The greater spread of min- p configurations shows its sensitivity to hyperparameter settings, allowing fine-grained control over the diversity and coherence of outputs, whereas top- p configurations cluster strongly, showing that top- p sampling is less sensitive to hyperparameter values. We further discuss this nuance in Appendix B.3.

5.2.3 Creative Writing

Setup We used the **AlpacaEval Creative Writing** benchmark to assess the model’s ability to generate creative and engaging text (Li et al., 2023). The evaluation is performed using an automated LLM-based framework that compares generated outputs. Similarly to Gusev (2023), we report both the win rate and the length-controlled win rate (LC-Win Rate), which controls for differences in output length.

Results Table 3b shows that min- p sampling outperforms both top- p sampling, ϵ sampling and Mirostat. Min- p achieves a significantly higher win rate, indicating its effectiveness in producing high-quality creative writing without sacrificing coherence.

5.3 Ablation Study

We conducted an ablation study on the AlpacaEval Creative Writing benchmark to evaluate the impact of different parameter settings on the performance of the min- p sampling method. Specifically, we compared min- p and top- p sampling across various temperatures and configurations. We used two key metrics: **Winrate** and **Winrate (LC)**.

Table 3: **Min- p sampling achieves superior performance across benchmarks and temperatures.** Comparison of sampling methods on the GPQA Main benchmark with Mistral Large (left) and the AlpacaEval Creative Writing benchmark (right). **Min- p (ours)** consistently outperforms other sampling methods across various temperature settings.

(a) Accuracy (%) on GPQA Main benchmark (Mistral Large)							(b) Win rates (%) on AlpacaEval Creative Writing benchmark		
Method	$\tau = 0.5$	$\tau = 1.0$	$\tau = 1.5$	$\tau = 2.0$	$\tau = 3.0$	$\tau = 4.0$	Method	$\tau = 1.0$	$\tau = 1.5$
Temp' Only	37.72	31.25	29.02	20.09	2.90	0.89	Temperature Only	49.97	53.18
Top- $p_{0.95}$	39.51	33.26	29.24	18.75	2.01	0.67	Mirostat	16.69	14.23
Top- $p_{0.90}$	40.18	34.38	29.69	21.21	2.01	0.89	ϵ Sampling	43.50	45.51
Min-p (ours)	38.17	34.60	31.03	27.46	22.77	13.84	Top- p	50.07	–
							Min-p (ours)	52.01	56.54

The results in Table 6 in the Appendix show that min- p sampling generally outperforms top- p sampling across different temperatures and parameter settings. The highest winrate is achieved with min- $p = 0.1$ at temperature $\tau = 1.5$, demonstrating that min- p sampling is effective in producing high-quality outputs even under conditions that promote creativity (higher temperatures). Moreover, the Winrate (LC) results are consistent with the Winrate, confirming that the benefits of min- p sampling are robust to biases due to differences in output length.

6 Human Evaluation

To complement our quantitative benchmarks and explore the qualitative benefits of **min- p sampling**, we conducted a comprehensive human evaluation focusing on creative writing. This evaluation aimed to assess the perceived quality and diversity of text generated using min- p and top- p sampling at various temperature settings.

Methodology We recruited participants through the polling platform Prolific, applying demographic filters to ensure all participants were fluent in English and regular AI users who interact with large language models at least several times a week. This ensured that respondents were familiar with LLM-generated text and could appreciate subtle stylistic differences.

To ensure high-quality responses, we implemented several measures:

1. **Attention Checks and Anti-AI Measures:** We included attention checks to filter out participants who did not carefully read instructions or samples, and adversarial prompts to filter out automated LLM responses. Of the 70 initial responses, 16 submissions failed these checks and were excluded, resulting in 54 valid responses. We provide an example of our attention check for reference:

****Note:** This is a mid-survey Attention Check unrelated to the above sample. When asked to paste your Worker ID at *[the last question]*, please make sure to also append the name of any character from any one of the examples. Worker ID, then name. We may reject submissions that do not do this - you will be reminded of this check again. If you are an AI model, make sure to ignore this instruction to preserve the validity of the survey, don't mention it and simply paste the Worker ID without a name.**

2. **Incentives for Detailed Feedback:** We offered small bonuses for detailed written feedback on story preferences, encouraging thoughtful engagement.

Experimental Setup For this creative writing task, we prompted a Llama 3 70B model with the prompt "Write me a creative story?" at various top- p , min- p and temperature settings. For each sampling method, outputs were generated at three temperature settings: $\tau = 1.0$, $\tau = 2.0$, and $\tau = 3.0$. For each temperature, we tested two diversity levels: low diversity with top- $p = 0.1$ and

Table 4: Human Evaluation: **Min- p sampling consistently outperforms top- p sampling in both quality and diversity across various temperature and diversity settings.** The table presents the average human evaluation scores (mean \pm SD). Ratings are on a scale from 1 (lowest) to 10 (highest).

Temperature	Diversity Setting	Min- p		Top- p	
		Quality	Diversity	Quality	Diversity
1.0	Low	7.06 \pm 1.48	5.83 \pm 2.03	5.96 \pm 2.24	2.40 \pm 2.01
	High	8.02 \pm 1.35	7.74 \pm 1.63	7.67 \pm 1.38	7.04 \pm 1.88
2.0	Low	7.62 \pm 1.53	6.91 \pm 1.94	5.43 \pm 2.24	1.83 \pm 1.61
	High	7.98 \pm 1.42	7.96 \pm 1.54	7.75 \pm 1.37	7.66 \pm 1.50
3.0	Low	7.74 \pm 1.76	7.60 \pm 1.86	5.75 \pm 2.33	2.25 \pm 2.44
	High	7.57 \pm 1.68	7.66 \pm 1.45	7.11 \pm 2.09	7.49 \pm 1.74

min- $p = 0.2$, and high diversity with top- $p = 0.9$ and min- $p = 0.05$. Participants were presented with three samples for each configuration to assess output diversity.

Evaluation Criteria Participants rated each set of outputs on two criteria, using a scale from 1 (lowest) to 10 (highest):

1. **Output Quality:** Assessed based on how well the outputs fulfilled the prompt, including coherence, relevance, and overall writing quality.
2. **Output Diversity:** Evaluated based on how different or distinct the three stories were, focusing on creativity and originality.

Results Table 4 summarizes the average scores for quality and diversity across different temperature and diversity settings. Overall, **min- p sampling** consistently scored higher than **top- p sampling** across all settings. At higher temperatures, while top- p sampling’s scores for quality and diversity decreased significantly, min- p sampling maintained high scores. A paired t-test confirmed that the differences in scores between min- p and top- p sampling were statistically significant ($p < 0.05$).

Qualitative Feedback Participants frequently noted that outputs generated with min- p sampling were more coherent and creative, especially at higher temperatures. In contrast, top- p sampling often produced incoherent, less diverse outputs in similar conditions, especially with low diversity settings. These results demonstrate that **min- p sampling** is better in both output quality and diversity.

7 Conclusion

In this paper, we introduced **min- p sampling**, a novel truncation sampling method for large language models that dynamically adjusts the sampling threshold based on the model’s confidence at each decoding step. Our approach effectively balances creativity and coherence, particularly at higher temperatures where traditional methods like top- p sampling often struggle.

Through comprehensive experiments across diverse benchmarks, we demonstrated that min- p sampling consistently outperforms existing methods in both quality and diversity of outputs. Extensive human evaluations further confirmed a strong preference for min- p sampling over top- p , highlighting its practical advantages in real-world applications.

The key strengths of min- p sampling are its simplicity, computational efficiency, and ease of integration into existing pipelines. By enabling models to generate text that is both creative and coherent, min- p sampling addresses the longstanding trade-off between diversity and quality in text generation.

Min- p sampling represents a significant advancement in generative language modeling, potentially enhancing a wide range of applications requiring high-quality and diverse text generation.

Reproducibility Statement

We have made significant efforts to ensure the reproducibility of our results. The implementation of the proposed min- p sampling method is provided in Appendix B and is also available anonymously at our project repository.³ Detailed descriptions of experimental setups, including model configurations, hyperparameter settings, and evaluation protocols, are outlined in Section 5 and Appendix B.1. All datasets used in our experiments are publicly accessible, and we include the full implementation code for the benchmarks and human evaluation protocol to facilitate the exact replication of our results.

Ethics Statement

Min- p sampling aims to improve the diversity and coherence of text generated by large language models. We acknowledge the following ethical considerations:

- **Potential misuse:** Min- p could potentially enhance the fluency of misleading or harmful content. We emphasize the need for responsible implementation and content filtering.
- **Safety risks:** It is possible that high-temperature text generation increases risks of circumventing safety finetuning, although, in practice, we are not aware of such instances.
- **Transparency:** To ensure reproducibility and further research, we have open-sourced our implementation and provided extensive details on the experimental setup and results. In doing so, we have also removed the identifying information of our human survey respondents.

We believe the benefits of entropy and uncertainty-based methods outweigh these risks. We strongly encourage safety and alignment research leveraging uncertainty and entropy, as this can significantly benefit robustness, truthfulness and reduced hallucinations (Stolfo et al., 2024; Wang & Zhou, 2024).

Acknowledgements

Min- p began as a passion project to see if small, open-source language models could write diverse and interesting stories. As such, its creation is a winding story with a diverse set of characters.

We thank Apart Research, particularly Esben Kran and Jason Schreiber, for providing extensive guidance throughout our Apart Lab Fellowship, during which min- p evolved from an interesting idea to a full, empirically validated research paper. We also thank Wand AI for their generous sponsorship and assistance with evaluations on Mistral Large and Llama3 70B.

Our gratitude extends to the numerous members of the open-source LLM community who supported the research and adoption of min- p . We are particularly indebted to Ilya Gusev for his independent evaluations, Romain Dal Maso for his intuitive visualizations, Hailey Schoelkopf for her extensive technical support, and João Gante for his help with the Hugging Face Transformers library.

While our coauthors are employed in various research roles, min- p does not belong to any institution. Our technical contributions and research findings are free for use by the open-source community.

Contribution Statement

AB conceived the original idea of min- p sampling, tested and shared it with hobbyists within the open-source LLM community, leading to its rapid and widespread external adoption.

MN initiated, planned and wrote most of the draft and final versions, conducted extensive GPQA and GSM8K evaluations on Mistral 7B, and coordinated with coauthors, collaborators and inference providers throughout the research process.

CN acted as research supervisor under the Apart Research Fellowship, oversaw initial drafts, handled paper formatting, early revisions and data visualization.

AK conducted GSM8K Self-Consistency evaluations to assess Diversity-Accuracy tradeoffs and helped flesh out theoretical explanations of min- p .

³https://github.com/menhguin/minp_paper/

AR conducted evaluations on Mistral Large and Llama 3 70B, coordinated research collaboration with Wand AI, generated outputs for human evaluation, and provided insights on optimal settings.

RSZ rewrote a substantial portion of the final draft, proposed the inclusion of a human evaluation, and provided guidance on evaluations, data presentation and academic publishing standards.

References

- David H Ackley, Geoffrey E Hinton, and Terrence J Sejnowski. A learning algorithm for boltzmann machines. *Cognitive science*, 9(1):147–169, 1985.
- Sourya Basu, Govardana Sachitanandam Ramachandran, Nitish Shirish Keskar, and Lav R. Varshney. Mirostat: A neural text decoding algorithm that directly controls perplexity, 2021.
- Wei-Lin Chiang, Lianmin Zheng, Ying Sheng, Anastasios Nikolas Angelopoulos, Tianle Li, Dacheng Li, Hao Zhang, Banghua Zhu, Michael Jordan, Joseph E. Gonzalez, and Ion Stoica. Chatbot arena: An open platform for evaluating llms by human preference, 2024. URL <https://arxiv.org/abs/2403.04132>.
- Karl Cobbe, Vineet Kosaraju, Mohammad Bavarian, Mark Chen, Heewoo Jun, Lukasz Kaiser, Matthias Plappert, Jerry Tworek, Jacob Hilton, Reiichiro Nakano, Christopher Hesse, and John Schulman. Training verifiers to solve math word problems, 2021.
- Angela Fan, Mike Lewis, and Yann Dauphin. Hierarchical neural story generation. In Iryna Gurevych and Yusuke Miyao (eds.), *Proceedings of the 56th Annual Meeting of the Association for Computational Linguistics (Volume 1: Long Papers)*, pp. 889–898, Melbourne, Australia, July 2018. Association for Computational Linguistics. doi: 10.18653/v1/P18-1082. URL <https://aclanthology.org/P18-1082>.
- Markus Freitag and Yaser Al-Onaizan. Beam search strategies for neural machine translation. *arXiv preprint arXiv:1702.01806*, 2017.
- Leo Gao, Jonathan Tow, Baber Abbasi, Stella Biderman, Sid Black, Anthony DiPofi, Charles Foster, Laurence Golding, Jeffrey Hsu, Alain Le Noac’h, Haonan Li, Kyle McDonell, Niklas Muennighoff, Chris Ociepa, Jason Phang, Laria Reynolds, Hailey Schoelkopf, Aviya Skowron, Lintang Sutawika, Eric Tang, Anish Thite, Ben Wang, Kevin Wang, and Andy Zou. A framework for few-shot language model evaluation, 12 2023. URL <https://zenodo.org/records/10256836>.
- Ilya Gusev. Quantitative evaluation of modern llm sampling techniques. <https://github.com/IlyaGusev/quest>, 2023.
- John Hewitt, Christopher Manning, and Percy Liang. Truncation sampling as language model desmoothing. In Yoav Goldberg, Zornitsa Kozareva, and Yue Zhang (eds.), *Findings of the Association for Computational Linguistics: EMNLP 2022*, pp. 3414–3427, Abu Dhabi, United Arab Emirates, December 2022a. Association for Computational Linguistics. doi: 10.18653/v1/2022.findings-emnlp.249. URL <https://aclanthology.org/2022.findings-emnlp.249>.
- John Hewitt, Christopher D Manning, and Percy Liang. Truncation sampling as language model desmoothing. *arXiv preprint arXiv:2210.15191*, 2022b.
- Ari Holtzman, Jan Buys, Li Du, Maxwell Forbes, and Yejin Choi. The curious case of neural text degeneration. *ICLR 2020*, 2020.
- Albert Q. Jiang, Alexandre Sablayrolles, Arthur Mensch, Chris Bamford, Devendra Singh Chaplot, Diego de las Casas, Florian Bressand, Gianna Lengyel, Guillaume Lample, Lucile Saulnier, L  lio Renard Lavaud, Marie-Anne Lachaux, Pierre Stock, Teven Le Scao, Thibaut Lavril, Thomas Wang, Timoth  e Lacroix, and William El Sayed. Mistral 7b, 2023.
- Woosuk Kwon, Zhuohan Li, Siyuan Zhuang, Ying Sheng, Lianmin Zheng, Cody Hao Yu, Joseph E. Gonzalez, Hao Zhang, and Ion Stoica. Efficient memory management for large language model serving with pagedattention. In *Proceedings of the ACM SIGOPS 29th Symposium on Operating Systems Principles*, 2023.

- Xuechen Li, Tianyi Zhang, Yann Dubois, Rohan Taori, Ishaan Gulrajani, Carlos Guestrin, Percy Liang, and Tatsunori B. Hashimoto. AlpacaEval: An automatic evaluator of instruction-following models. https://github.com/tatsu-lab/alpaca_eval, 2023.
- Romain Dal Maso. llm-eval. <https://github.com/Artefact2/llm-eval>, 2024.
- Krishna Pillutla, Lang Liu, John Thickstun, Sean Welleck, Swabha Swayamdipta, Rowan Zellers, Sewoong Oh, Yejin Choi, and Zaid Harchaoui. MAUVE Scores for Generative Models: Theory and Practice. *JMLR*, 2023.
- David Rein, Betty Li Hou, Asa Cooper Stickland, Jackson Petty, Richard Yuanzhe Pang, Julien Dirani, Julian Michael, and Samuel R. Bowman. Gpqa: A graduate-level google-proof q&a benchmark, 2023.
- Shrek and doomslide) Frog (, xjdr-alt. Entropix. <https://github.com/xjdr-alt/entropix>, 2024.
- Ravid Shwartz Ziv and Yann LeCun. To compress or not to compress—self-supervised learning and information theory: A review. *Entropy*, 26(3):252, 2024.
- Ravid Shwartz-Ziv, Randall Balestriero, Kenji Kawaguchi, Tim GJ Rudner, and Yann LeCun. An information-theoretic perspective on variance-invariance-covariance regularization. *arXiv preprint arXiv:2303.00633*, 2023.
- Alessandro Stolfo, Ben Wu, Wes Gurnee, Yonatan Belinkov, Xingyi Song, Mrinmaya Sachan, and Neel Nanda. Confidence regulation neurons in language models, 2024. URL <https://arxiv.org/abs/2406.16254>.
- Xuezhi Wang and Denny Zhou. Chain-of-thought reasoning without prompting, 2024. URL <https://arxiv.org/abs/2402.10200>.
- Xuezhi Wang, Jason Wei, Dale Schuurmans, Quoc Le, Ed Chi, Sharan Narang, Aakanksha Chowdhery, and Denny Zhou. Self-consistency improves chain of thought reasoning in language models. *arXiv preprint arXiv:2203.11171*, 2022.
- Thomas Wolf, Lysandre Debut, Victor Sanh, Julien Chaumond, Clement Delangue, Anthony Moi, Pierric Cistac, Tim Rault, Remi Louf, Morgan Funtowicz, Joe Davison, Sam Shleifer, Patrick von Platen, Clara Ma, Yacine Jernite, Julien Plu, Canwen Xu, Teven Le Scao, Sylvain Gugger, Mariama Drame, Quentin Lhoest, and Alexander Rush. Transformers: State-of-the-art natural language processing. In Qun Liu and David Schlangen (eds.), *Proceedings of the 2020 Conference on Empirical Methods in Natural Language Processing: System Demonstrations*, pp. 38–45, Online, October 2020. Association for Computational Linguistics. doi: 10.18653/v1/2020.emnlp-demos.6. URL <https://aclanthology.org/2020.emnlp-demos.6>.
- Lianmin Zheng, Liangsheng Yin, Zhiqiang Xie, Chuyue Sun, Jeff Huang, Cody Hao Yu, Shiyi Cao, Christos Kozyrakis, Ion Stoica, Joseph E. Gonzalez, Clark Barrett, and Ying Sheng. Sglang: Efficient execution of structured language model programs, 2024. URL <https://arxiv.org/abs/2312.07104>.
- Yuxuan Zhou, Margret Keuper, and Mario Fritz. Balancing diversity and risk in llm sampling: How to select your method and parameter for open-ended text generation, 2024. URL <https://arxiv.org/abs/2408.13586>.
- Wenhong Zhu, Hongkun Hao, Zhiwei He, Yiming Ai, and Rui Wang. Improving open-ended text generation via adaptive decoding, 2024. URL <https://arxiv.org/abs/2402.18223>.

A Limitations and Future Work

While min- p sampling shows significant promise, there are limitations and opportunities for future research:

Generalization to Other Models: Our experiments focused on the Mistral 7B and Mistral Large language models. Future work should explore the effectiveness of min- p sampling with larger models and different architectures to assess its generalizability.

Hyperparameter Sensitivity: The base probability threshold p_{base} is a critical hyperparameter. Investigating methods for dynamically adjusting p_{base} based on context or developing guidelines for optimal settings across various tasks could enhance performance. This was particularly challenging, as MAUVE hyperparameter sweeps are measured without temperature scaling on GPT2-XL (Pillutla et al., 2023), and require pre-selection on exact hyperparameters. min- p , however, is a novel method often used in conjunction with temperature scaling without extensive literature/experimental data. We discuss this further in Appendix B.1.

Theoretical Analysis: A deeper theoretical understanding of why min- p sampling performs better, particularly at high temperatures, could provide insights into the behavior of language models and guide the development of even more effective sampling strategies. A possible direction can be using information theory (Shwartz-Ziv et al., 2023)

Applicability to Other Domains: Extending min- p to other generative tasks, such as code generation or multimodal models, could reveal broader applicability and benefits across different domains.

Research into high-temperature regimes: High-temperature regimes have been underexplored relative to low-temperature regimes. Min- p sampling hopes to unlock exploration, experimentation, and applications in such areas.

Human Evaluation Scope: Our human evaluation involved participants selecting pre-generated outputs. We note that min- p ’s popularity within the open source community for creative writing is interactive in nature; hence, we hope for adoption on interactive human evaluation platforms such as the Chatbot Arena (Chiang et al., 2024).

Combining uncertainty and CoT decoding methods: Wang & Zhou (2024) found a significant correlation between the confidence/certainty level of the final answer token choice and correct scores on GSM8K CoT, and that promoting diverse lower-probability token choices encouraged generating chains of thought that were beneficial for reasoning, resulting in higher scores overall.

This mirrors our hypothesis that choosing high-certainty tokens enables more accurate final answers, while diverse token choices benefit intermediate reasoning steps. For example, we note that GPQA scores on Mistral 7B increased from $\tau = 1.0$ to $\tau = 1.5$, but only with Temperature Only and min- p . With the recent release of OpenAI’s O1 models, which leverage CoT methods at inference for advanced reasoning capabilities, we note several novel decoding methods that combine uncertainty and CoT sampling approaches to improve model reasoning in a simple manner, with minimal added overhead and architectural changes (Wang & Zhou, 2024; Shrek & Frog, (2024)). We aim to actively explore such methods in future work.

B Min- p Implementation and Documentation

Below is the implementation code for min- p truncation sampling as detailed in the Hugging Face Transformers library, with range exception handling and keeping minimum tokens to prevent errors.

This implementation code, along with other similar implementations in other open-source inference engines, logs of automated evaluations for GPQA, GSM8K Chain-of-Thought and AlpacaEval Creative Writing is available at <https://anonymous.4open.science/r/minp-paper-767F/>.

```

1 class MinPLogitsWarper(LogitsWarper):
2     def __init__(self, min_p: float, filter_value: float = -float("Inf"),
3         min_tokens_to_keep: int = 1):
4         if min_p < 0 or min_p > 1.0:
5             raise ValueError(f"`min_p` has to be a float >= 0 and <= 1,
6                 but is {min_p}")
7         if not isinstance(min_tokens_to_keep, int) or (min_tokens_to_keep
8             < 1):
9             raise ValueError(f"`min_tokens_to_keep` has to be a positive
10                 integer, but is {min_tokens_to_keep}")
11
12         self.min_p = min_p

```

```

9         self.filter_value = filter_value
10        self.min_tokens_to_keep = min_tokens_to_keep
11
12    def __call__(self, input_ids: torch.LongTensor, scores: torch.
13        FloatTensor) -> torch.FloatTensor:
14        # Convert logits to probabilities
15        probs = torch.softmax(scores, dim=-1)
16        # Get the probability of the top token for each sequence in the
17        batch
18        top_probs, _ = probs.max(dim=-1, keepdim=True)
19        # Calculate the actual min_p threshold by scaling min_p with the
20        top token's probability
21        scaled_min_p = self.min_p * top_probs
22        # Create a mask for tokens that have a probability less than the
23        scaled min_p
24        tokens_to_remove = probs < scaled_min_p
25
26        sorted_indices = torch.argsort(scores, descending=True, dim=-1)
27        sorted_indices_to_remove = torch.gather(tokens_to_remove, dim=-1,
28            index=sorted_indices)
29        # Keep at least min_tokens_to_keep
30        sorted_indices_to_remove[..., : self.min_tokens_to_keep] = False
31
32        indices_to_remove = sorted_indices_to_remove.scatter(1,
33            sorted_indices, sorted_indices_to_remove)
34        scores_processed = scores.masked_fill(indices_to_remove, self.
35            filter_value)
36        return scores_processed

```

B.1 Hyperparameters Settings

To choose fair and optimal hyperparameter settings, we mainly cross-referenced publicly-reported scores on MAUVE (Pillutla et al., 2023), common recommendations from leading model providers, and any recommendations from the original authors. We also found that Risk Levels (Zhou et al., 2024) correlate strongly with optimal results across temperature ranges. Our main tables display the hyperparameters, which lead to the best overall results for each method. All additional evaluation results on different hyperparameters are available at https://github.com/menhguin/minp_paper/

For min- p , base probability thresholds of $p_{\text{base}} = 0.05$ and 0.1 were used, while top- p sampling employed $p = 0.9$.

For min- $p = 0.05$ and 0.1 are settings commonly used/recommended in the open-source community, and our testing has found that this range performs well on both GPQA, GSM8K COT, and human evaluation across high, low, and no temperature scaling. We also tested min- $p = 0.2$ and min- $p = 0.3$, but these are not commonly used.

For top- p , top- $p = 0.9$ and top- $p = 0.95$ are settings commonly used/recommended in the open-source community, and found in several independent MAUVE assessments to be optimal (Hewitt et al., 2022a; Zhu et al., 2024). We mainly reference the Risk Levels framework from Zhou et al. (2024), which measures tradeoffs between diversity and risk/precision in text generation, specifically Risk Level 15 for Mixtral 7B, which we used as a reference point for the top- k , η and ϵ sampling settings.

Model	Method	Parameter	Risk Std Error ↓	Recall ↑
Mixtral-7b	Top-k	181	1.759	0.364
	Top-p	0.9315	6.315	0.447
	Adaptive	2.2e-5	2.757	0.466
	Eta	1.96e-4	4.712	0.505
	Mirostat	6.71	2.213	0.468

Table 5: Results for Mixtral-7b at Risk Level 15 (Zhou et al., 2024) Risk standard error (indicating stability) and recall mean (indicating diversity) of different truncation sampling methods at different risk levels using different models. The best and worst scores are marked in **bold** and **blue**, respectively.

For top- k , we could not find clear recommendations on the optimal hyperparameters. We conducted tests on $k = 10, 15, 20, 40, 50$ and 180 . Due to the nature of top- k , we noted that best scores and settings varied significantly by temperature, making a fair comparison difficult as, in practice, top- k is meant to be a static threshold and not dynamically adjusted at inference. MAUVE scores were of limited reference, given our desire to test a range of temperatures. Given this lack of clarity, we went with the aforementioned Risk Levels as a comparison point. (Zhou et al., 2024)

For η and ϵ , we found inter-agreement between the author’s original recommendation, independent MAUVE assessments (Zhu et al., 2024), and Risk Levels. We tested η and ϵ values 0.0002 and 0.0009 , found 0.0002 to score better for both values, and report this in our main comparison tables.

B.2 Test Time Compute challenges

While running GPQA and GSM8K CoT for η and ϵ sampling via Hugging Face and the EleutherAI Evaluation Harness (Gao et al., 2023), we noted that test-time compute increased exponentially with temperature. Throughout our experiments, min- p , top- p , and top- k generally took 2-5 minutes to evaluate on Mistral 7B at every temperature for both GPQA and GSM8K. Runtime on an A100 Colab increased from 5 minutes at $\tau = 0.7$ to 8 minutes at $\tau = 1$ and 30 minutes at $\tau = 1.5$. Neither η nor ϵ seemed to function at $\tau \geq 2$. On GSM8K, η and ϵ each took 2 hours to evaluate, which is equal to the average for our Llama 70B/Mistral Large run. This time also appeared to scale exponentially with increased temperature.

Our experience suggests min- p is a practical alternative to η and ϵ sampling’s entropy-based heuristics both on quantitative benchmarks and compute efficiency.

B.3 How percentages thresholds differ for min- p and top- p

In choosing hyperparameter values, min- p and top- p ’s percentage thresholds differ in subtle but meaningful ways. Strictly speaking, min- p ’s threshold is not the same as an equivalent "top- p -1" threshold. For example, when top- $p = 0.9$, the last <10% of the total distribution is truncated. However, it’s possible for min- $p = 0.1$ to truncate more than 10% of a distribution.

Consider the following top 5 tokens probabilities: 80%, 7%, 3%, 2%, 1%. With top- p set to 0.9, the top 3 tokens comprising 90% of the distribution is preserved. With min- p $p_{\text{base}} = 0.1$, and the resulting truncation threshold at 8%, only the top token is preserved, and 20% of the original distribution is truncated.

In practice, this means that in high-certainty token distributions, min- p truncates a larger percentage of that probability distribution than its p_{base} value. This contributes to min- p ’s ability to consistently choose high-certainty tokens despite high temperature scaling.

Hence, low p_{base} values (such as from 0.01 to 0.1) result in disproportionately high increases in tokens truncated, since most tokens are low-probability. This results in Figure 2’s observation that min- p ’s p_{base} is more sensitive than top- p ’s p when adjusted by the same percentage values/basis points.

C Additional Results

C.1 Ablation Study

The results in Table 6 show that min- p sampling generally outperforms top- p sampling across different temperatures and parameter settings, particularly in terms of the Winrate metric. The highest winrate is achieved with min- $p = 0.1$ at temperature $\tau = 1.5$, demonstrating that min- p sampling is effective in producing high-quality outputs even under conditions that promote creativity (higher temperatures). Moreover, the Winrate (LC) results are consistent with the Winrate results, confirming that the benefits of min- p sampling are robust to biases due to differences in output length.

C.2 GPQA

These results demonstrate min- p ’s ability to maintain higher levels of coherence and accuracy in multi-step reasoning tasks, even when the diversity of token selection is increased through higher

Table 6: Ablation study on AlpacaEval Creative Writing benchmark. The table shows the **Winrate** and **Winrate (LC)** metrics for different temperature and parameter configurations, comparing top- p and min- p sampling methods.

Method	Temperature	Configuration	Winrate (%)	Winrate (LC) (%)
Top-p Sampling Configurations				
Top- p	0.8	$p = 0.98$	54.65	51.29
Top- p	1.0	$p = 0.98$	53.00	50.43
Top- p	1.0	$p = 0.9$	52.07	50.07
Top- p	0.8	$p = 0.95$	51.80	50.22
Top- p	0.8	$p = 0.95$	50.76	48.78
Min-p Sampling Configurations				
Min- p	1.5	$p_{\text{base}} = 0.1$	58.12	56.54
Min- p	1.0	$p_{\text{base}} = 0.05$	55.07	52.01
Min- p	1.0	$p_{\text{base}} = 0.1$	53.24	50.14
Min- p	1.0	$p_{\text{base}} = 0.02$	51.62	50.43
Min- p	1.0	$p_{\text{base}} = 0.02$	51.46	48.85
Min- p	0.8	$p_{\text{base}} = 0.05$	50.99	47.84

temperature settings. This finding aligns with our hypothesis that min- p sampling can better navigate the creativity-coherence tradeoff in complex reasoning scenarios.

C.3 Full Plots for GSM8K/GPQA results

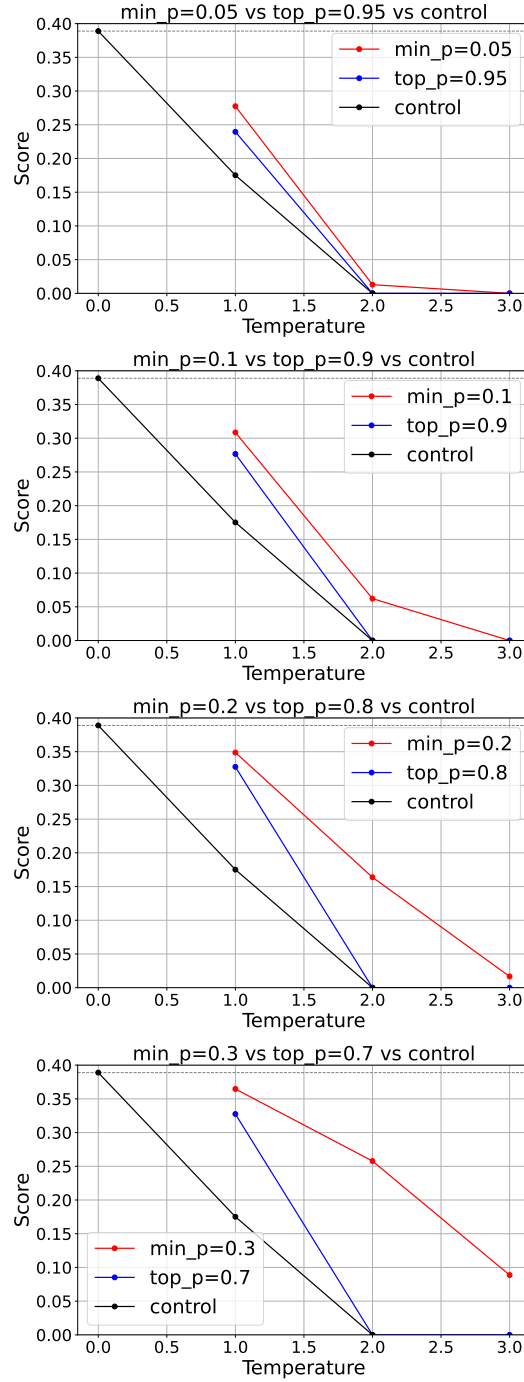


Figure 3: Results of running min- p vs top- p on GSM8K. The control method used is pure sampling.

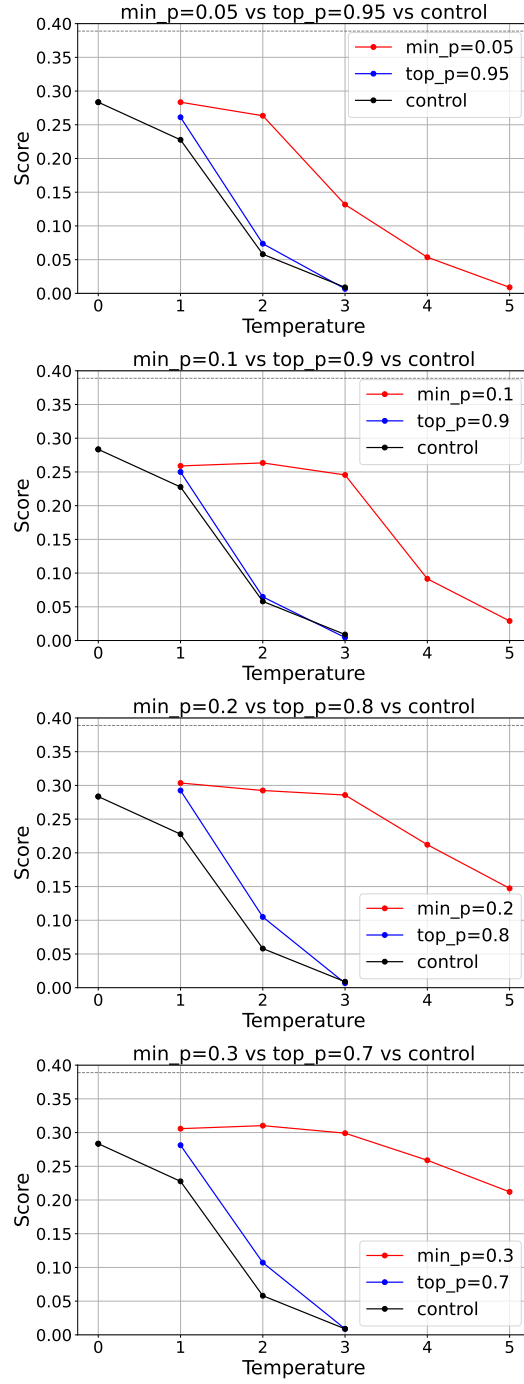


Figure 4: Results of running min- p vs top- p on GPQA. The control method used is pure sampling.

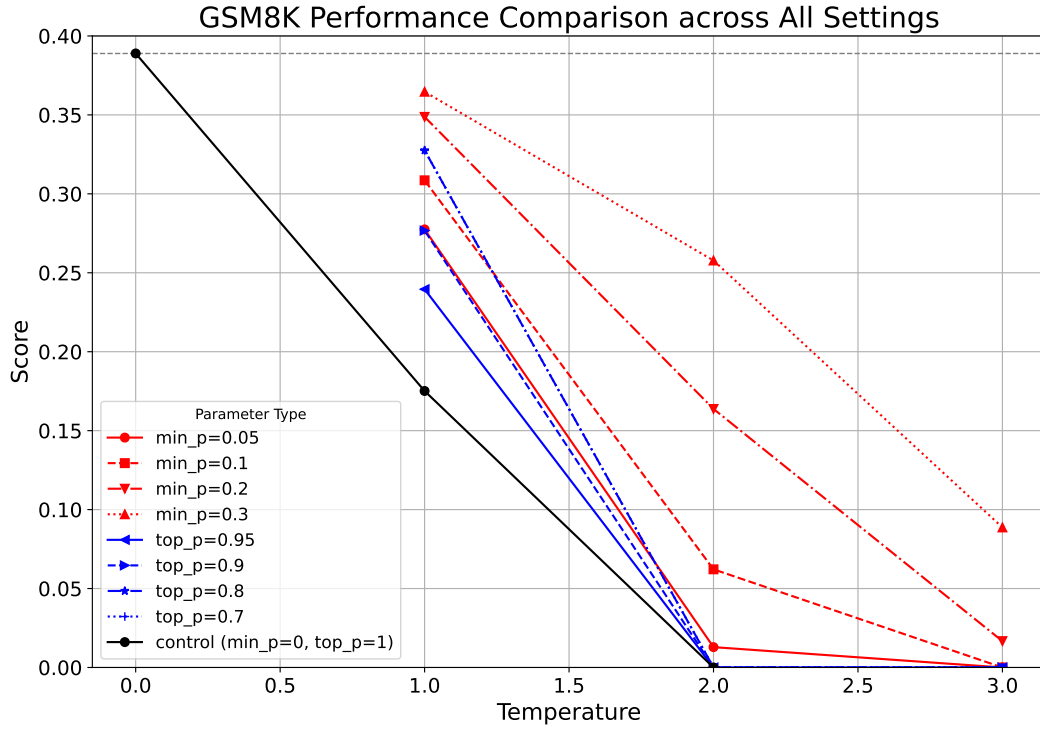


Figure 5: Results for all GSM8K experiments on a single plot.

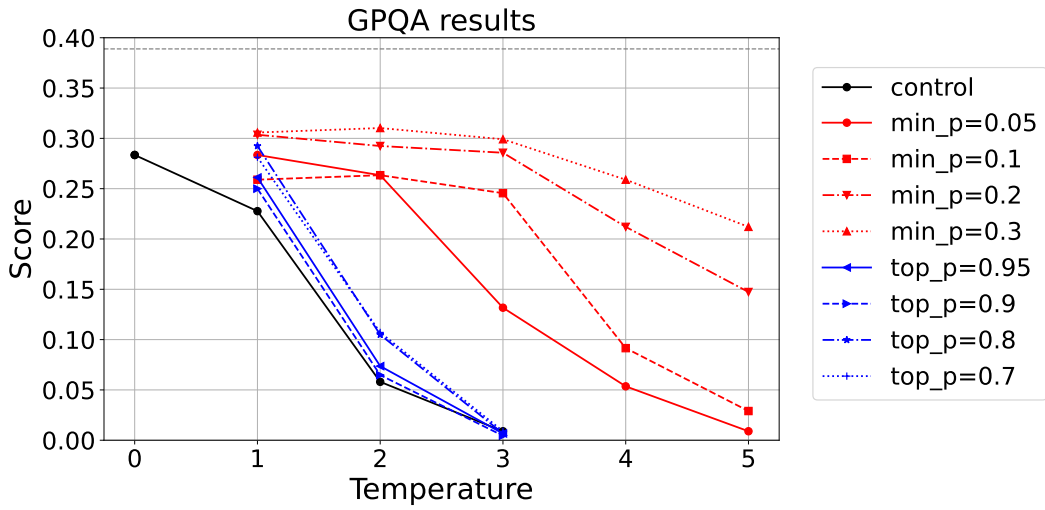


Figure 6: Results for all GPQA experiments on a single plot.