

# UDC: A Unified Neural Divide-and-Conquer Framework for Large-Scale Combinatorial Optimization Problems

Zhi Zheng<sup>1</sup> Changliang Zhou<sup>1</sup> Xialiang Tong<sup>2</sup> Mingxuan Yuan<sup>2</sup> Zhenkun Wang<sup>1\*</sup>

<sup>1</sup> School of System Design and Intelligent Manufacturing,  
Southern University of Science and Technology, Shenzhen, China

<sup>2</sup> China Huawei Noah's Ark Lab, Shenzhen, China.

zhi.zheng@u.nus.edu, zhoucl2022@mail.sustech.edu.cn,  
{tongxialiang, yuan.mingxuan}@huawei.com, wangzhenkun90@gmail.com

## Abstract

Single-stage neural combinatorial optimization solvers have achieved near-optimal results on various small-scale combinatorial optimization (CO) problems without needing expert knowledge. However, these solvers exhibit significant performance degradation when applied to large-scale CO problems. Recently, two-stage neural methods with divide-and-conquer strategies have shown superiorities in addressing large-scale CO problems. Nevertheless, the efficiency of these methods highly relies on problem-specific heuristics in either the divide or the conquer procedure, which limits their applicability to general CO problems. Moreover, these methods employ separate training schemes and ignore the interdependencies between the dividing and conquering strategies, which often leads to sub-optimal solutions. To tackle these drawbacks, this article develops a unified neural divide-and-conquer framework (i.e., UDC) for solving general large-scale CO problems. UDC offers a Divide-Conquer-Reunion (DCR) training method to eliminate the negative impact of a sub-optimal dividing policy. Employing a high-efficiency Graph Neural Network (GNN) for global dividing and a fixed-length sub-path solver for conquering sub-problems, the proposed UDC framework demonstrates extensive applicability, achieving superior performance in 10 representative large-scale CO problems.

## 1 Introduction

Combinatorial optimization (CO) [1] has numerous practical applications including route planning [2], circuit design [3], biology [4], etc. Over the past few years, neural combinatorial optimization (NCO) methods have been developed to efficiently solve typical CO problems such as the Travelling Salesman Problem (TSP) and Capacitated Vehicle Routing Problem (CVRP). Among them, reinforcement learning (RL)-based constructive NCO methods [5, 6] have shown the performance of generating near-optimal solutions for small-scale instances (e.g., TSP instances with no more than 200 nodes) without the requirement of expert knowledge [7]. These solvers mainly adopt a single-stage solution generation process, constructing the solution of CO problems step-by-step in an end-to-end manner. However, hindered by the disability of training on larger-size instances [8, 9, 10], these methods show limited performance when generalizing to solve large-scale CO instances.

To meet the demands of larger-scale CO applications, researchers have paid increasing attention to extending NCO methods to larger-scale instances (i.e., 1,000-node ones) [11]. Existing NCO

---

\*Corresponding author

Table 1: Comparison between our UDC and the other existing neural divide-and-conquer methods. The proposed UDC utilizes learning-based policies in both the dividing and conquering stages. Moreover, UDC is the first to achieve a superior unified training scheme by considering the negative impact of sub-optimal dividing policies on solution generation.

Neural Divide-and-Conquers		Dividing Policy	Conquering Policy	Impact of Divide	Train the Two-policies
Methods	Problem	Neural✓/Heuristic×		Consider✓/Ignore×	Unified✓/Seperate×
LCP [24]	TSP,CVRP	✓	✓	×	×
L2D [22]	CVRP	✓	×	×	×
H-TSP [20]	TSP	✓	✓	×	×
RBG [23]	CVRP & CVRP variants	✓	✓	×	×
TAM [12]	CVRP	✓	✓	×	×
SO [21]	TSP	×	✓	×	×
GLOP [13]	(A)TSP, CVRP, PCTSP	× <sup>1</sup>	✓	×	×
UDC(Ours)	General CO Problems	✓	✓	✓	✓

methods for large-scale problems mainly involve modified single-stage solvers [6] and neural divide-and-conquer methods [12, 13]. BQ-NCO [14] and LEHD [8] develop a sub-path construction process [15] and employ models with heavy-decoder to learn the process. Nevertheless, training such a heavyweight model necessitates supervised learning (SL), which limits their applicability to problems where high-quality solutions are not available as labels. ELG [6], ICAM [16], and DAR [17] integrate auxiliary information to guide the learning of RL-based single-stage constructive solvers [5]. However, the auxiliary information needs problem-specific designs, and the  $\mathcal{O}(N^2)$  complexity caused by the self-attention mechanism also poses challenges for large-scale ( $N$ -node) problems. As another category of large-scale NCO, neural divide-and-conquer methods have attracted increasing attention. Inspired by the common divide-and-conquer idea in traditional heuristics [18, 19], these methods execute a two-stage solving process: overall instance partition (i.e., dividing stage) and sub-problem solving (i.e., conquering stage). Using neural network learning in one or both stages, TAM [12], H-TSP [20], and GLOP [13] have demonstrated superiority in large-scale TSP and CVRP.

Despite acknowledging the prospect, existing neural divide-and-conquer approaches still suffer from shortcomings in applicability and performance. Some neural divide-and-conquer methods rely on problem-specific heuristics in either dividing (e.g., GLOP [13] and SO [21]) or conquering stages (e.g., L2D [22] and RBG [23]), which limits their generalizability across other CO problems. Moreover, all the existing neural divide-and-conquer methods adopt a separate training process, training the dividing policy after a pre-trained conquering policy [13, 12, 20]. However, the separate training scheme overlooks the interdependencies between the dividing and conquering policies and may lead to unsolvable antagonisms. Once the pre-trained conquering policy is sub-optimal for some sub-problems, such a training scheme might guide the dividing policy to adapt the pre-trained sub-optimal conquering policy, thus converging to local optima.

As shown in Table 1, this paper finds that considering the negative impact of sub-optimal dividing results is essential in generating divide-and-conquer-based solutions. To this aim, we propose a novel RL-based training method termed Divide-Conquer-Reunion (DCR). Enabling the DCR in a unified training scheme, we propose the unified neural divide-and-conquer framework (UDC) for a wide range of large-scale CO problems. UDC employs a fast and lightweight GNN to decompose a large-scale CO instance into several fixed-length sub-problems and utilizes constructive solvers for solving these sub-problems. We conduct extensive experiments on **10** different CO problems. Experimental results indicate that UDC can significantly outperform existing large-scale NCO solvers in both efficiency and applicability without relying on any heuristic design.

The contributions are as follows: **1)** We propose a novel method DCR to enhance training by alleviating the negative impact of sub-optimal dividing policies. **2)** Leveraging DCR in training, the proposed UDC achieves a unified training scheme with significantly superior performance **3)** UDC demonstrates extensive applicability and can extend to general CO problems with similar settings.

<sup>1</sup>GLOP [13] utilizes heuristic dividing policy for TSP and Asymmetric TSP (ATSP) and neural dividing policy for CVRP and Prize Collecting TSP (PCTSP).

## 2 Preliminaries: Neural Divide-and-Conquer

### 2.1 Divide-and-Conquer

A CO problem with  $N$  decision variables is defined to minimize the objective function  $f$  of a solution  $\mathbf{x} \in (x_1, x_2, \dots, x_N)$  as follows:

$$\underset{\mathbf{x} \in \Omega}{\text{minimize}} \quad f(\mathbf{x}, \mathcal{G}) \quad (1)$$

where  $\mathcal{G}$  represents the problem instance and  $\Omega$  is a set consisting of all feasible solutions.

Leveraging the divide-and-conquer idea in solving CO problems is promising in traditional (meta) heuristic algorithms [25] especially large-neighborhood-search-based algorithms [26, 27]. These methods achieve gradual performance improvement from an initial solution through iterative sub-problem selection and sub-problem repair. Recent neural divide-and-conquer methods conduct a similar process and employ efficient deep learning techniques for initial solution, sub-problem partition (i.e., dividing policy), and sub-problem solving (i.e., conquering policy) [13]. The dividing policy  $\pi_D(\mathcal{G})$  decomposes the instance  $\mathcal{G}$  to  $K$  mutually unaffected sub-problems  $\{\mathcal{G}_1, \mathcal{G}_2, \dots, \mathcal{G}_K\}$  and the conquering policy  $\pi_C$  generates the solutions  $\mathbf{s}_k, k \in \{1, \dots, K\}$  of corresponding sub-problems by  $\mathbf{s}_k \sim \pi_C(\mathcal{G}_k)$ . Finally, a total solution  $\mathbf{x}$  of  $\mathcal{G}$  is merged as  $\mathbf{x} = \text{Concat}(\mathbf{s}_1, \dots, \mathbf{s}_K)$ .

### 2.2 Constructive Neural Solvers

The (single-stage) constructive NCO solver has garnered attention from researchers for its ability to solve general CO problems with time efficiency. These constructive solvers typically employ an attention-based encoder-decoder network structure, where a multi-layer encoder processes CO instances into embeddings in hidden spaces and a lightweight decoder handles dynamic constraints while constructing feasible solutions [5]. With being modeled as Markov Decision Processes (MDPs) [28], constructive solvers can be trained using deep reinforcement learning (DRL) techniques without requiring expert experience. In the solution generation process, constructive solvers with parameter  $\theta$  process the policy  $\pi$  of a  $\tau$ -length solution  $\mathbf{x} = \{x_1, \dots, x_\tau\}$  as follows:

$$\pi(\mathbf{x}|\mathcal{G}, \Omega, \theta) = \prod_{t=1}^{\tau} p_{\theta}(x_t | \mathbf{x}_{1:t-1}, \mathcal{G}, \Omega), \quad (2)$$

where  $\mathbf{x}_{1:t-1}$  represents the partial solution before the selection of  $x_t$ . DRL-based constructive NCO solvers demonstrate outstanding solution qualities in small-scale CO problems. So existing neural divide-and-conquer methods [13, 21] generally employ a pre-trained constructive neural solver (e.g., Attention Model [28]) for their conquering policy  $\pi_C$ .

### 2.3 Heatmap-based Solver

Advanced constructive NCO solvers rely on the self-attention encoder layers [29] for node representation, whose quadratic time and space complexity related to problem scales [30] hinders the direct training on large-scale instances. So, heatmap-based solvers [31, 32] are proposed to solve large-scale CO problems efficiently by a lighter-weight GNN [33]. In heatmap-based solvers for VRPs, the GNN with parameter  $\phi$  first generates a heatmap  $\mathcal{H} \in \mathbb{R}^{N \times N}$  within linear time [34] and a feasible solution is then constructed based on this heatmap with the policy [35] as follows:

$$\pi(\mathbf{x}|\mathcal{G}, \Omega, \theta) = p_{\theta}(\mathcal{H}|\mathcal{G}, \Omega) p(x_1) \prod_{t=2}^{\tau} \frac{\exp(\mathcal{H}_{x_{t-1}, x_t})}{\sum_{i=t}^N \exp(\mathcal{H}_{x_{t-1}, x_i})}, \quad (3)$$

However, the non-autoregressively generated heatmap [36] excludes the representations of the constructed partial solution  $\mathbf{x}_{1:t-1}$ , so the greedy decoding policy in heatmap-based solvers becomes low-quality and these solvers highly rely on search algorithms [37, 38] for higher-quality solutions.

## 3 Methodology: Unified Divide-and-Conquer

As shown in Figure 1, UDC follows the general framework of neural divide-and-conquer methods [13], solving CO problems through two distinct stages: the dividing stage and the conquering stage. The dividing stage of UDC is expected to generate a feasible initial solution with a similar overall

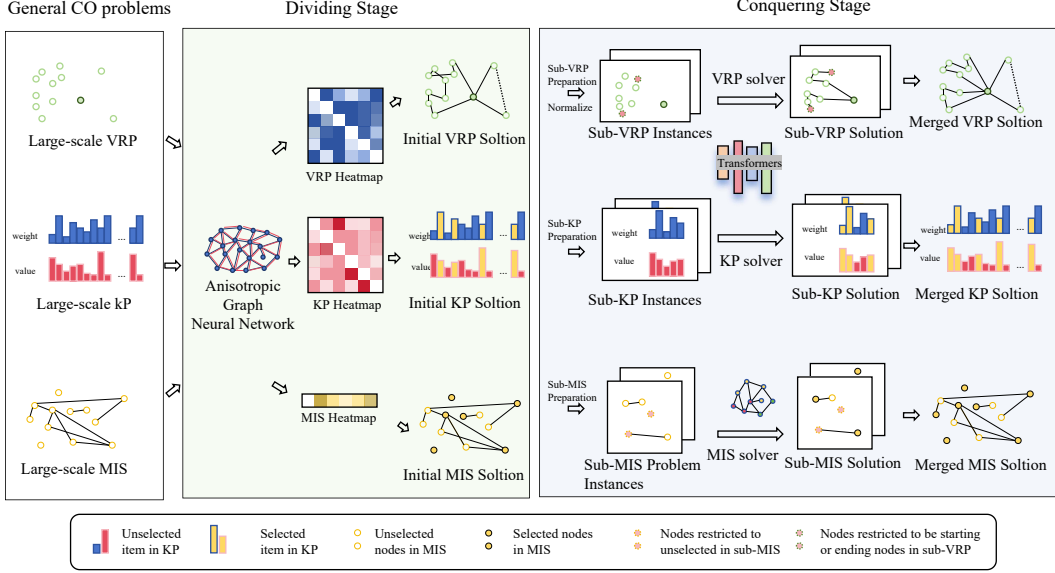


Figure 1: The proposed UDC Framework.

shape compared to the optimal solution, so the subsequent conquering stage is likely to obtain more optimal solutions by solving local sub-problems. For all the involved CO problems, UDC first constructs a sparse graph to represent the problem instance and then employs a heatmap-based solver with Anisotropic Graph Neural Network (AGNN) [35, 39, 40] to process the sparse graph and generate initial solutions based on the dividing policy. The following conquering stage first decomposes the original problem instance into multiple sub-problems based on the initial solution while integrating necessary constraints. Then, towards minimizing the decomposed objective function, constructive-based solvers are utilized as the conquering policy in generating sub-solutions of these sub-problems. There is no single universal constructive solver that can handle all types of CO problems [41], so we employ suitable constructive neural solvers for each sub-CO-problem (i.e., AGNN [39] for MIS, POMO [5] or ICAM [16] for VRPs).

### 3.1 Pipeline: Dividing Stage & Conquering Stage

**Dividing Stage: Heatmap-based Neural Dividing:** Heatmap-based solvers require less time and space consumption compared to constructive solvers, so they are more suitable for learning global dividing policies on large-scale instances. The dividing stage first constructs a sparse graph  $\mathcal{G}_D = \{\mathbb{V}, \mathbb{E}\}$  (i.e., linking K-nearest neighbors (KNN) in TSP, or original edges in  $\mathcal{G}$  for MIS) for the original CO instance  $\mathcal{G}$ . Then, we utilize Anisotropic Graph Neural Networks (AGNN) with parameter  $\phi$  to generate the heatmap  $\mathcal{H}$ . For  $N$ -node VRPs, the heatmap  $\mathcal{H} \in \mathbb{R}^{N \times N}$  and a  $\tau$ -length initial solutions  $\mathbf{x}_0 = \{x_{0,1}, \dots, x_{0,\tau}\}$  is generated based on the policy  $\pi_d$  as follows:

$$\pi_d(\mathbf{x}_0 | \mathcal{G}_D, \Omega, \phi) = \begin{cases} p(\mathcal{H} | \mathcal{G}_D, \Omega, \phi) p(x_{0,1}) \prod_{t=2}^{\tau} \frac{\exp(\mathcal{H}_{x_{0,t-1}, x_{0,t}})}{\sum_{i=t}^N \exp(\mathcal{H}_{x_{0,t-1}, x_{0,i}})}, & \text{if } \mathbf{x}_0 \in \Omega \\ 0, & \text{otherwise} \end{cases} \quad (4)$$

**Conquering Stage: Sub-problem Preparation:** The conquering stage first generates pending sub-problems along with their specific constraints. For VRPs, the nodes in sub-VRPs and the constraints of sub-VRPs are built based on continuous sub-sequences in the initial solution  $\mathbf{x}_0$ . In generating  $n$ -node sub-problems, UDC divides the original  $N$ -node instance  $\mathcal{G}$  into  $\lfloor \frac{N}{n} \rfloor$  sub-problems  $\{\mathcal{G}_1, \dots, \mathcal{G}_{\lfloor \frac{N}{n} \rfloor}\}$  according to  $\mathbf{x}^0$ , temporarily excluding sub-problems with fewer than  $n$  nodes. The constraints  $\{\Omega_1, \dots, \Omega_{\lfloor \frac{N}{n} \rfloor}\}$  of sub-problems include not only the problem-specific constraints (e.g., no self-loop in sub-TSPs) but also additional constraints to ensure the legality of the merged solution after replacing the original solution sub-sequence with the sub-problem solution (e.g., maintaining the first

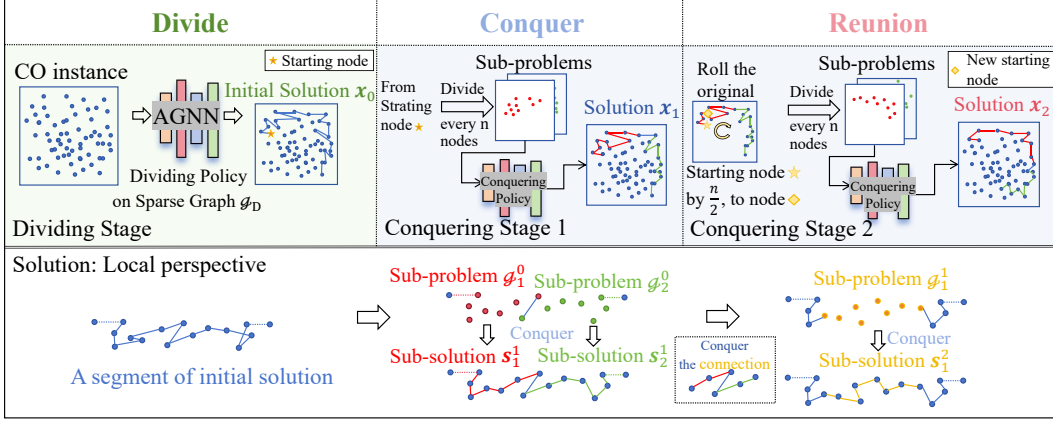


Figure 2: The proposed DCR training method.

and last node in sub-VRPs). Similar to previous works [13, 42], we also normalize the coordinate of sub-problems and some numerical constraints to enhance the homogeneity of pending sub-problem instances. Due to the need to handle different constraints, the sub-problem preparation processes vary for different CO problems, as listed in the Appendix B.

**Conquering Stage: Constructive Neural Conquering:** After the preparation of sub-problems, the conquering policy is utilized to generate solutions to these instances  $\{\mathcal{G}_1, \dots, \mathcal{G}_{\lfloor \frac{N}{n} \rfloor}\}$ . We utilize a constructive solver with parameter  $\theta$  for most involved sub-CO problems. Their sub-solution  $\mathbf{s}_k = (s_{k,1}, \dots, s_{k,n}), k \in \{1, \dots, \lfloor \frac{N}{n} \rfloor\}$  are sampled from the conquering policy  $\pi_c$  as follows:

$$\pi_c(\mathbf{s}_k | \mathcal{G}_k, \Omega_k, \theta) = \begin{cases} \prod_{t=2}^n p(s_{k,t} | \mathbf{s}_{k,1:t-1}, \mathcal{G}_k, \Omega_k, \theta), & \text{if } \mathbf{s}_k \in \Omega_k \\ 0, & \text{otherwise} \end{cases}, \quad (5)$$

where  $\mathbf{s}_{k,1:t-1}$  represents the partial solution before the selection of  $s_{k,t}$ . Finally, as the last step in a conquering stage, the sub-solution with improvement on the objective function will replace the original solution fragment in  $\mathbf{x}_0$  and the merged solution becomes  $\mathbf{x}_1$ . The conquering stage can execute repeatedly on the new merged solution for a gradually better solution quality and we note the solution after  $r$  conquering stages as  $\mathbf{x}_r$ .

### 3.2 Training Method: Divide-Conquer-Reunion (DCR)

Both the dividing and conquering stages in neural divide-and-conquer methods can be modeled as MDP [12]. The reward for the conquering policy is derived from the objective function of the sub-solutions, while the reward for the dividing policies is calculated based on the objective function of the final merged solution. Existing methods face challenges of instability when training both policies simultaneously with RL [20]. Therefore, they generally employ a separate training scheme, pre-training a conquering policy on specific datasets before training the dividing policy [13]. However, this separate training process not only requires additional problem-specific dataset designs [13] but also undermines the collaborative optimization of the dividing and conquering policies (further discussed in Section 5.1).

In this paper, we imply that the instability of unified training is related to the sub-optimal sub-problems decomposition. As shown in Figure 2, sub-problems generated by the initial solution will probably not match any continuous segments in the optimal solution so there may be errors emerging at the connection (i.e., linking region) of these sub-solutions. The naive solving procedure of neural divide-and-conquer methods ignores the negative impact of these solution errors, thus obtaining biased rewards for the dividing policy. To tackle this drawback, we propose the Divide-Conquer-Reunion (DCR) process to eliminate the impact as much as possible. DCR designs an additional Reunion step to treat the connection between the original two adjacent subproblems as a new sub-problem and perform another conquering stage on  $\mathbf{x}_1$  with new sub-problem decompositions. The Reunion step

can be formulated as rolling the original start point  $x_{1,0}$  along the solution  $x_{1,0}$  by  $l$  times (i.e., to  $x_{1,l}$ ) and conquering again. To ensure equal focus on the two adjacent sub-problems, we set  $l = \frac{n}{2}$  in training all the DCR-enabled UDC models. DCR provides a better estimation for the reward of dividing policies, thereby increasing the stability and convergence speed in training.

Therefore, the unified training scheme of UDC consists of a dividing policy training stage and two consecutive conquering policy training stages (rolling the starting point of the sub-problem by  $\frac{n}{2}$  in the second conquering stage). UDC adopts the REINFORCE algorithm [43] in training both the dividing policy (with Loss  $\mathcal{L}_d$ ) and the conquering policy (with Loss  $\mathcal{L}_{c1}$  for the first conquering stage and  $\mathcal{L}_{c2}$  for the second). The baseline in training dividing policy is the average reward over  $\alpha$  initial solutions  $x_0^i, i \in \{1, \dots, \alpha\}$  and the baseline for conquering policy is calculated over  $\beta$  sampled sub-solutions. The gradients of loss functions on a single instance  $\mathcal{G}$  are calculated as follows:

$$\begin{aligned}\nabla \mathcal{L}_d(\mathcal{G}) &= \frac{1}{\alpha} \sum_{i=1}^{\alpha} \left[ (f(x_2^i, \mathcal{G}) - \frac{1}{\alpha} \sum_{j=1}^{\alpha} f(x_2^j, \mathcal{G})) \nabla \log \pi_d(x_2^i | \mathcal{G}_D, \Omega, \phi) \right], \\ \nabla \mathcal{L}_{c1}(\mathcal{G}) &= \frac{1}{\alpha \beta \lfloor \frac{N}{n} \rfloor} \sum_{c=1}^{\alpha \lfloor \frac{N}{n} \rfloor} \sum_{i=1}^{\beta} \left[ (f(s_c^{1,i}, \mathcal{G}_c^0) - \frac{1}{\beta} \sum_{j=1}^{\beta} f(s_c^{1,j}, \mathcal{G}_c^0)) \nabla \log \pi_c(s_c^{1,j} | \mathcal{G}_c^0, \Omega_c^0, \theta) \right], \quad (6) \\ \nabla \mathcal{L}_{c2}(\mathcal{G}) &= \frac{1}{\alpha \beta \lfloor \frac{N}{n} \rfloor} \sum_{c=1}^{\alpha \lfloor \frac{N}{n} \rfloor} \sum_{i=1}^{\beta} \left[ (f(s_c^{2,i}, \mathcal{G}_c^1) - \frac{1}{\beta} \sum_{j=1}^{\beta} f(s_c^{2,j}, \mathcal{G}_c^1)) \nabla \log \pi_c(s_c^{2,j} | \mathcal{G}_c^1, \Omega_c^1, \theta) \right],\end{aligned}$$

where  $\{x_2^1, \dots, x_2^\alpha\}$  represents the  $\alpha$  sampled solutions. There are  $\alpha \lfloor \frac{N}{n} \rfloor$  sub-problems  $\mathcal{G}_c^0, c \in \{1, \dots, \lfloor \frac{N}{n} \rfloor, \dots, \alpha \lfloor \frac{N}{n} \rfloor\}$  generated based on  $\{x_0^1, \dots, x_0^\alpha\}$  in the first conquering stage with constraints  $\Omega_c^0$ .  $\alpha \lfloor \frac{N}{n} \rfloor$  can be regarded as the batch size of sub-problems, and  $\mathcal{G}_c^1, \Omega_c^1, c \in \{1, \dots, \alpha \lfloor \frac{N}{n} \rfloor\}$  is the sub-problems and constraints in the second conquering stage. The  $\beta$  sampled sub-solutions for sub-problem  $\mathcal{G}_c^0, \mathcal{G}_c^1, c \in \{1, \dots, \alpha \lfloor \frac{N}{n} \rfloor\}$  are noted as  $\{s_c^{1,i}, \dots, s_c^{1,\beta}\}, \{s_c^{2,i}, \dots, s_c^{2,\beta}\}$ .

### 3.3 Application: Applicability in General CO Problems

This subsection discusses the applicability of UDC to various CO problems. Most existing neural divide-and-conquer methods rely on problem-specific designs, so they are only applicable to limited CO problems. UDC divides the original CO problems into their sub-problems with similar constraints, and uses no heuristics algorithms in the divide-and-conquer process, thus having the potential to be applied to general CO problems which satisfy the following three conditions:

- The objective function contains only decomposable aggregate functions (i.e., No functions like Rank or Top-k).
- The legality of initial solutions and sub-solutions can be ensured with feasibility masks.
- The solution of the divided sub-problem is not always unique.

For the second condition, the proposed UDC framework leverages autoregressive solution generation procedures for both solutions and sub-solutions. Therefore, the proposed UDC is disabled on complex CO problems whose solution cannot be guaranteed to be legal through an autoregressive solution process (e.g., TSPTW). For the third condition, on certain CO problems such as the MIS problem on dense graphs or job scheduling problems, the solution of sub-problems has already been uniquely determined, so the conquering stages become ineffective.

## 4 Experiment

To verify the applicability of UDC in the general CO problem, we evaluate the UDC on 10 combinatorial optimization problems that satisfy the conditions proposed in Section 3.3, including TSP, CVRP, 0-1 Knapsack Problem (KP), Maximum Independent Set (MIS), ATSP, Orienteering Problem (OP), PCTSP, Stochastic PCTSP (SPCTSP), Open VRP (OVRP), and min-max multi-agent TSP (min-max mTSP). Detailed formulations of these problems are provided in the Appendix B.

**Implementation** By implementing lightweight networks for dividing policies, UDC can be directly trained on large-scale CO instances (e.g., TSP500 and TSP1,000). To learn more scale-independent

Table 2: Objective function (i.e., Obj.), Gap to the best algorithm (i.e., Gap), and solving time (i.e., Time) on 500-node, 1,000-node, and 2,000-node TSP and CVRP. All TSP test sets and CVRP500 test sets contain 128 instances. CVRP1,000 and CVRP2,000 contain 100 instances (following the generation settings in [13]). The overall best performance is in bold and the best learning-based method is marked by shade.

Methods	$N = 500$			$N = 1,000$			$N = 2,000$			
	Obj.↓	Gap	Time	Obj.↓	Gap	Time	Obj.↓	Gap	Time	
TSP	LKH3	<b>16.52</b>	-	5.5m	<b>23.12</b>	-	24m	<b>32.45</b>	-	1h
	Attn-MCTS*	16.97	2.69%	6m	23.86	3.20%	12m	33.42	2.99%	-
	DIMES*	16.84	1.93%	2.2h	23.69	2.47%	4.6h	-	-	-
	DIFUSCO+Search*	17.48	5.80%	19m	25.11	8.61%	59.2m	-	-	-
	BQ	16.72	1.18%	46s	23.65	2.27%	1.9m	34.03	4.86%	3m
	LEHD	16.78	1.56%	16s	23.85	3.17%	1.6m	34.71	6.98%	12m
	POMO	20.19	22.19%	1m	32.50	40.57%	8m	50.89	56.85%	10m
	ELG	17.18	4.00%	2.2m	24.78	7.18%	13.7m	36.14	11.37%	14.2m
	ICAM	<b>16.65</b>	<b>0.77%</b>	38s	<b>23.49</b>	<b>1.58%</b>	1m	34.37	5.93%	3.8m
	GLOP(more revisions)	16.88	2.19%	1.5m	23.84	3.12%	3.5m	33.71	3.89%	9m
	SO-mixed*	16.94	2.55%	32m	23.77	2.79%	32m	33.35	2.76%	14m
	H-TSP	17.55	6.22%	20s	24.72	6.91%	40s	34.88	7.49%	48s
	UDC- $x_2$ ( $\alpha=50$ , greedy)	16.94	2.53%	20s	23.79	2.92%	32s	34.14	5.19%	23s
	UDC- $x_{50}$ ( $\alpha=50$ )	16.78	1.58%	4m	23.53	1.78%	8m	<b>33.26</b>	<b>2.49%</b>	15m
CVRP	LKH3	<b>37.23</b>	-	7.1h	46.40	7.90%	14m	64.90	8.14%	40m
	BQ	38.44	3.25%	47s	44.17	2.72%	55s	62.59	4.29%	3m
	LEHD	38.41	3.18%	17s	43.96	2.24%	1.3m	61.58	2.62%	9.5m
	ELG	38.34	2.99%	2.6m	43.58	1.33%	15.6m	-	-	-
	ICAM	<b>37.49</b>	<b>0.69%</b>	42s	43.07	0.16%	26s	61.34	2.21%	3.7m
	L2D*	-	-	-	46.3	7.67%	3m	65.2	8.64%	1.4h
	TAM(LKH3)*	-	-	-	46.3	7.67%	4m	64.8	7.97%	9.6m
	GLOP-G (LKH-3)	42.45	11.73%	2.4m	45.90	6.74%	2m	63.02	5.01%	2.5m
	UDC- $x_2$ ( $\alpha=50$ , greedy)	40.04	7.57%	1m	46.09	7.18%	2.1m	65.26	8.75%	5m
	UDC- $x_{50}$ ( $\alpha=50$ )	38.34	3.01%	7.7m	43.48	1.11%	14m	60.94	1.55%	23m
	UDC- $x_{250}$ ( $\alpha=50$ )	37.99	2.06%	35m	<b>43.00</b>	-	1.2h	<b>60.01</b>	-	2.15h

features, we follow the varying-size training scheme [44, 45] in training and train one UDC model for each CO problem. The Adam optimizer is generally used for all involved CO problems and the detailed hyperparameters for each CO problem are provided in Appendix D.1. Most training tasks can be completed within 10 days on an NVIDIA Tesla V100S GPU.

**Baselines** We compare the proposed UDC to advanced heuristic algorithms and existing neural solvers for large-scale CO problems, including **classical solvers** (Concord [46], LKH [47], EA4OP [48], OR-Tools [49]), **single-stage SL-based sub-path solvers** (BQ [14], LEHD [8]), **single-stage RL-based constructive solvers** (AM [50], POMO[5], ELG [6], ICAM [16], MDAM [51], et al.), **heatmap-based solvers** (DIMES [35], DIFUSCO [39], et al.) and **neural divide-and-conquer methods** (GLOP [13], TAM [12], H-TSP[20], et al.). The implementation details and settings of all the baseline methods are described in Appendix G.

**Results on 500-node to 2,000-node Instances.** We examine the performance of the model on large-scale CO problems ranging from 500-node to 2,000-node. Both single-stage SL-based constructive methods [16] and single-stage sub-path solvers [8] cannot be directly trained on this scale, so we report the results of models trained on the maximum available scale for these baselines. For UDC, we provide not only the greedy results (UDC- $x_2$ ) but also the results after conducting more conquering stages (i.e., 50 and 250 stages, labeled as UDC- $x_{50}$ , UDC- $x_{250}$ ). In the following conquering stages after a greedy solution, the starting point of fragment decomposition is no longer fixed at  $\frac{n}{2}$  but is selected from Uniform(0,  $n$ ). This procedure is inspired by the random reconstruction (RRC) method in LEHD [8]. For better performances, we sample  $\alpha = 50$  initial solutions  $x_0$  for TSP and CVRP. The comparison results of TSP and CVRP are shown in Table 2 and the results of OP, PCTSP, and SPCTSP are exhibited in Tabel 4, UDC demonstrates the general applicability, exhibiting consistent outstanding performances in all the involved CO problems. After multiple conquering stages, UDC can achieve significantly better results.

Table 3: Experiment results on 500-node to 2,000-node OP and PCTSP and SPCTSP. The 500-scale, 100-scale, and 2,000-scale problems contain 128, 128, and 16 instances, respectively. The overall best performance is in bold and the best learning-based method is marked by shade.

		$N=500$			$N=1,000$			$N=2,000$		
Methods		Obj. <sup>2</sup>	Gap	Time	Obj. <sup>2</sup>	Gap	Time	Obj. <sup>2</sup>	Gap	Time
OP (dist)	EA4OP	<b>81.70</b>	-	7.4m	<b>117.70</b>	-	63.4m	<b>167.74</b>	-	38.4m
	BQ-bs16*	-	4.10%	10m	-	10.68%	17m	-	-	-
	AM	64.45	21.11%	2s	79.28	32.64%	5s	99.37	40.76%	2s
	AM-bs1024	68.59	16.04%	1.2m	79.65	32.32%	4m	95.48	43.08%	1.6m
	MDAM-bs50	65.78	19.49%	2.6m	81.35	30.88%	12m	105.43	37.15%	7m
	Sym-NCO	73.22	10.38%	27s	95.36	18.98%	1.5m	121.37	27.64%	20s
	UDC- $\mathbf{x}_2(\alpha=1)$	75.28	7.86%	17s	109.42	7.03%	25s	135.34	19.32%	5s
	UDC- $\mathbf{x}_{50}(\alpha=1)$	78.02	4.51%	23s	111.72	5.08%	33s	139.25	16.99%	8s
UDC- $\mathbf{x}_{250}(\alpha=1)$	<b>79.27</b>	<b>2.98%</b>	23s	<b>113.27</b>	<b>3.76%</b>	1.1m	<b>144.10</b>	<b>14.09%</b>	21s	
PCTSP	OR-Tools*	14.40	9.38%	16h	20.60	12.66%	16h	-	-	-
	AM-bs1024	19.37	47.13%	14m	34.82	90.42%	23m	87.53	249.60%	10m
	MDAM-bs50	14.80	13.30%	6.5m	22.21	21.43%	53m	36.63	46.30%	43m
	Sym-NCO	19.46	47.81%	1.3m	29.44	61.01%	7m	36.95	47.58%	2m
	GLOP	14.30	9.03%	1.5m	19.80	8.08%	2.5m	27.25	8.84%	1m
	UDC- $\mathbf{x}_2(\alpha=1)$	13.95	5.99%	34s	19.50	6.65%	1m	27.22	8.73%	18s
	UDC- $\mathbf{x}_{50}(\alpha=1)$	13.25	0.64%	42s	18.46	0.97%	1.3m	25.46	1.68%	23s
	UDC- $\mathbf{x}_{250}(\alpha=1)$	<b>13.17</b>	-	80s	<b>18.29</b>	-	1.5m	<b>25.04</b>	-	53s
SPCTSP	AM-bs1024	33.91	156.11%	1.2m	47.55	156.42%	4m	76.02	199.48%	14m
	MDAM	14.80	11.80%	6.5m	21.96	18.42%	53m	35.15	38.48%	43m
	UDC- $\mathbf{x}_2(\alpha=1)$	14.21	7.32%	42s	20.01	7.92%	1.1m	28.15	10.91%	20s
	UDC- $\mathbf{x}_{50}(\alpha=1)$	13.40	1.12%	1m	18.93	2.06%	1.4m	26.24	3.38%	29s
	UDC- $\mathbf{x}_{250}(\alpha=1)$	<b>13.24</b>	-	2.3m	<b>18.54</b>	-	2.6m	<b>25.38</b>	-	1.1m

UDC variants demonstrate the best results in PCTSP, SPCTSP, CVRP1,000, and CVRP2,000, together with the best learning-based method in most involved CO problems. The UDC- $x_{250}(\alpha=1)$  showcases extensive efficiency in OP, PCTSP, and PCTSP. Compared to sub-path solvers BQ [14] and LEHD [8], UDC variants exhibit more competitive results on TSP1,000, TSP2,000, CVRP, and OP. RL-based constructive solver ICAM [16] with 8 augmentation [5] is outstanding performance on TSP500, TSP1,000, and CVRP500 (i.e., relatively smaller scale) but UDC variants demonstrates better effect and efficiency in other test sets. Moreover, compared to existing neural divide-and-conquer methods GLOP [13], H-TSP [20], and TAM(LKH3) [12], UDC achieves significant advantages in performance with no heuristic design, which preliminarily implies the significance of a unified training scheme.

**Results on Benchmark Datasets.** We also evaluate the proposed UDC on benchmark datasets TSPLib [52] and CVRPLib [53, 54]. We adopt the instances with 500-node to 5,000-node in TSPLib, CVRP Set-X [53], and very large-scale CVRP dataset Set-XXL as test sets. Instances in these datasets often with special distributions and can better represent real-world applications. As shown in Table 4, UDC variant UDC- $x_{250}$  exhibits competitive benchmark results, demonstrating the best learning-based result on CVRPLib. The proposed UDC can also demonstrate superiority on the other 5 involved CO problems, very large-scale instances, and CO instances with different distributions. Results of these experiments are shown in Appendix D.2, Appendix D.4, and Appendix D.3, respectively.

Table 4: TSPLib and CVRPLib results, the best learning-based result is marked by shade

TSPLib, Gap to Best Known Solution						
Dataset, $N \in$	LEHD	ELG augx8	GLOP-LKH3	TAM(LKH3)	UDC- $x_2$	UDC- $x_{250}$
TSPLib,(500,1,000]	4.1%	8.7%	4.0%	-	9.5%	6.0%
TSPLib,(1,000,5,000]	11.3%	15.5%	6.9%	-	12.8%	7.6%
CVRPLib, Gap to Best Known Solution						
Set-X,(500,1,000]	17.4%	7.8%	16.8%	9.9%	16.5%	7.1%
Set-XXL,(1,000,10,000]	22.2%	15.2%	19.1%	20.4%	31.3%	13.2%

<sup>2</sup>OP aims to maximize the objective function, which PCTSP and SPCTSP aim to minimize the objective function



## 5 Discussion

The experimental results have preliminarily proven that the proposed UDC method achieves excellent results on a wide range of large-scale CO problems with outstanding efficiency. In this section, we conduct ablation experiments to verify the necessity of components in the training processes of UDC. Appendix E further includes the ablation experiments on the testing procedure of UDC, including the ablation on the number of conquering stages  $r$  and the number of sampled solutions  $\alpha$ .

### 5.1 Unified Training Scheme versus Separate Training Scheme

For neural divide-and-conquer methods, the unified training process is easier to implement than separate training, which does not require a special design for pre-training conquering policies. Moreover, unified training can also avoid the antagonism between the dividing and conquering policies. In this section, we pre-train a conquering policy (i.e., ICAM) on uniform TSP100 data and then train two ablation variants of the original UDC (separate training scheme): one variant uses the pre-trained conquering policy in the subsequent joint training (i.e., Pre-train + Joint Training, similar to H-TSP [20]), and the other variant only train the dividing policy afterward (i.e., Pre-train + Train Dividing, similar to TAM [12] & GLOP [13]). According to the training curves of UDC and the two variants in Figure 3, the unified training scheme in UDC demonstrates superiority, while the Pre-train step leads the training into local optima, which significantly harms the convergence of UDC.

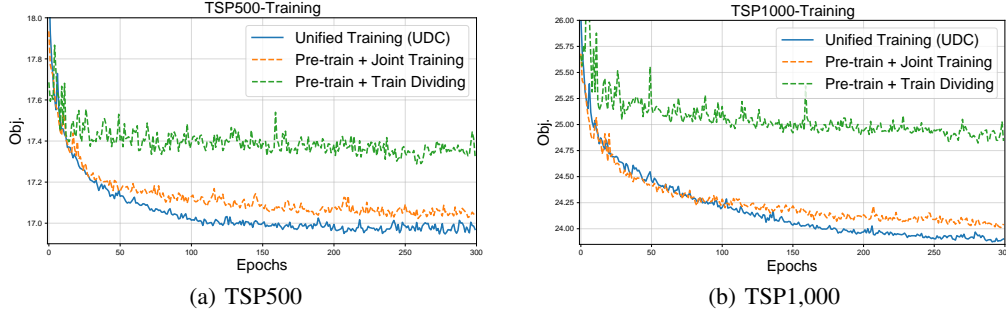


Figure 3: Training curves for ablation study.

### 5.2 Ablation study

UDC adopts the state-of-the-art constructive solver ICAM [16] for conquering sub-TSP. However, the selection of constructive solvers for the conquering policy is not limited. We employ POMO [33] for the conquering policy, with experiment results of this version (i.e., UDC(POMO)) on TSP500 and TSP1,000 shown in Table 5.1 ( $\alpha = 50$  for all variants). The UDC framework demonstrates conquering-policy-agnosticism, as it does not show significant performance degradation when the conquering policy becomes POMO.

In Appendix E.3, we conduct more ablation studies to demonstrate the necessity of other components of the proposed UDC, including the Reunion step in the DCR training method and the coordinate transformation in the conquering stage.

Table 5: Results on various conquering policies.

Optimality Gap	TSP500	TSP1,000
UDC(ICAM)- $x_2$	2.54%	2.92%
UDC(ICAM)- $x_{50}$	1.58%	1.78%
UDC(POMO)- $x_2$	2.64%	3.41%
UDC(POMO)- $x_{50}$	1.64%	1.82%

## 6 Conclusion, Limitation, and Future Work

This paper develops a training method DCR for neural divide-and-conquer methods by additionally considering the negative impact of sub-optimal dividing. By using DCR, this paper enables the superior unified training scheme and proposes a novel unified neural divide-and-conquer framework UDC. UDC exhibits not only outstanding performances but also extensive applicability, achieving significant advantages in 10 representative large-scale CO problems.

**Limitation and Future Work.** Although UDC has achieved outstanding performance improvements, we believe that UDC can achieve better results through designing better loss functions. In the future, we will focus on a more suitable loss for the UDC framework to further enhance the solution quality.

## References

- [1] Christos H Papadimitriou and Kenneth Steiglitz. *Combinatorial optimization: algorithms and complexity*. Courier Corporation, 1998.
- [2] Matthew Veres and Medhat Moussa. Deep learning for intelligent transportation systems: A survey of emerging trends. *IEEE Transactions on Intelligent transportation systems*, 21(8):3152–3168, 2019.
- [3] Stephan Held, Bernhard Korte, Dieter Rautenbach, and Jens Vygen. Combinatorial optimization in vlsi design. *Combinatorial Optimization*, pages 33–96, 2011.
- [4] Gita Naseri and Mattheos AG Koffas. Application of combinatorial optimization strategies in synthetic biology. *Nature communications*, 11(1):2446, 2020.
- [5] Yeong-Dae Kwon, Jinho Choo, Byoungjip Kim, Iljoo Yoon, Youngjune Gwon, and Seungjai Min. Pomo: Policy optimization with multiple optima for reinforcement learning. *Advances in Neural Information Processing Systems*, 33:21188–21198, 2020.
- [6] Chengrui Gao, Haopu Shang, Ke Xue, Dong Li, and Chao Qian. Towards generalizable neural solvers for vehicle routing problems via ensemble with transferrable local policy, 2023.
- [7] Shengcai Liu, Yu Zhang, Ke Tang, and Xin Yao. How good is neural combinatorial optimization? *arXiv preprint arXiv:2209.10913*, 2022.
- [8] Fu Luo, Xi Lin, Fei Liu, Qingfu Zhang, and Zhenkun Wang. Neural combinatorial optimization with heavy decoder: Toward large scale generalization. In *Thirty-seventh Conference on Neural Information Processing Systems*, 2023.
- [9] Yan Jin, Yuandong Ding, Xuanhao Pan, Kun He, Li Zhao, Tao Qin, Lei Song, and Jiang Bian. Pointer-former: Deep reinforced multi-pointer transformer for the traveling salesman problem. *arXiv preprint arXiv:2304.09407*, 2023.
- [10] Dongxiang Zhang, Ziyang Xiao, Yuan Wang, Mingli Song, and Gang Chen. Neural tsp solver with progressive distillation. In *Proceedings of the AAAI Conference on Artificial Intelligence*, volume 37, pages 12147–12154, 2023.
- [11] Chaitanya K Joshi, Quentin Cappart, Louis-Martin Rousseau, and Thomas Laurent. Learning the travelling salesperson problem requires rethinking generalization. *Constraints*, 27(1-2):70–98, 2022.
- [12] Qingchun Hou, Jingwei Yang, Yiqiang Su, Xiaoqing Wang, and Yuming Deng. Generalize learned heuristics to solve large-scale vehicle routing problems in real-time. In *The Eleventh International Conference on Learning Representations*, 2023.
- [13] Haoran Ye, Jiarui Wang, Helan Liang, Zhiguang Cao, Yong Li, and Fanzhang Li. Glop: Learning global partition and local construction for solving large-scale routing problems in real-time. In *Proceedings of the AAAI Conference on Artificial Intelligence*, 2024.
- [14] Darko Drakulic, Sofia Michel, Florian Mai, Arnaud Sors, and Jean-Marc Andreoli. BQ-NCO: Bisimulation quotienting for efficient neural combinatorial optimization. In *Thirty-seventh Conference on Neural Information Processing Systems*, 2023.
- [15] Liang Xin, Wen Song, Zhiguang Cao, and Jie Zhang. Step-wise deep learning models for solving routing problems. *IEEE Transactions on Industrial Informatics*, 17(7):4861–4871, 2020.
- [16] Changliang Zhou, Xi Lin, Zhenkun Wang, Xialiang Tong, Mingxuan Yuan, and Qingfu Zhang. Instance-conditioned adaptation for large-scale generalization of neural combinatorial optimization. *arXiv preprint arXiv:2405.01906*, 2024.
- [17] Yang Wang, Ya-Hui Jia, Wei-Neng Chen, and Yi Mei. Distance-aware attention reshaping: Enhance generalization of neural solver for large-scale vehicle routing problems. *arXiv preprint arXiv:2401.06979*, 2024.
- [18] Danial Yazdani, Mohammad Nabi Omidvar, Jürgen Branke, Trung Thanh Nguyen, and Xin Yao. Scaling up dynamic optimization problems: A divide-and-conquer approach. *IEEE Transactions on Evolutionary Computation*, 24(1):1–15, 2019.
- [19] Oleg S Zaikin and SE Kochemazov. On black-box optimization in divide-and-conquer sat solving. *Optimization Methods and Software*, 36(4):672–696, 2021.
- [20] Xuanhao Pan, Yan Jin, Yuandong Ding, Mingxiao Feng, Li Zhao, Lei Song, and Jiang Bian. H-tsp: Hierarchically solving the large-scale traveling salesman problem. In *AAAI 2023*, February 2023.

- [21] Hanni Cheng, Haosi Zheng, Ya Cong, Weihao Jiang, and Shiliang Pu. Select and optimize: Learning to solve large-scale tsp instances. In *International Conference on Artificial Intelligence and Statistics*, pages 1219–1231. PMLR, 2023.
- [22] Sirui Li, Zhongxia Yan, and Cathy Wu. Learning to delegate for large-scale vehicle routing. *Advances in Neural Information Processing Systems*, 34:26198–26211, 2021.
- [23] Zefang Zong, Hansen Wang, Jingwei Wang, Meng Zheng, and Yong Li. Rbg: Hierarchically solving large-scale routing problems in logistic systems via reinforcement learning. In *Proceedings of the 28th ACM SIGKDD Conference on Knowledge Discovery and Data Mining*, pages 4648–4658, 2022.
- [24] Minsu Kim, Jinkyoo Park, et al. Learning collaborative policies to solve np-hard routing problems. *Advances in Neural Information Processing Systems*, 34:10418–10430, 2021.
- [25] Yuzhou Zhang, Yi Mei, Shihua Huang, Xin Zheng, and Cuijuan Zhang. A route clustering and search heuristic for large-scale multidepot-capacitated arc routing problem. *IEEE Transactions on Cybernetics*, 52(8):8286–8299, 2021.
- [26] David Pisinger and Stefan Ropke. Large neighborhood search. *Handbook of metaheuristics*, pages 99–127, 2019.
- [27] Setyo Tri Windras Mara, Rachmadi Norcahyo, Panca Jodiawan, Luluk Lusiantoro, and Achmad Pratama Rifai. A survey of adaptive large neighborhood search algorithms and applications. *Computers & Operations Research*, 146:105903, 2022.
- [28] Irwan Bello, Hieu Pham, Quoc V Le, Mohammad Norouzi, and Samy Bengio. Neural combinatorial optimization with reinforcement learning. *arXiv preprint arXiv:1611.09940*, 2016.
- [29] Ashish Vaswani, Noam Shazeer, Niki Parmar, Jakob Uszkoreit, Llion Jones, Aidan N Gomez, Łukasz Kaiser, and Illia Polosukhin. Attention is all you need. *Advances in neural information processing systems*, 30, 2017.
- [30] Fu Luo, Xi Lin, Zhenkun Wang, Tong Xialiang, Mingxuan Yuan, and Qingfu Zhang. Self-improved learning for scalable neural combinatorial optimization. *arXiv preprint arXiv:2403.19561*, 2024.
- [31] Chaitanya K Joshi, Thomas Laurent, and Xavier Bresson. An efficient graph convolutional network technique for the travelling salesman problem. *arXiv preprint arXiv:1906.01227*, 2019.
- [32] Nikolaos Karalias and Andreas Loukas. Erdos goes neural: an unsupervised learning framework for combinatorial optimization on graphs. *Advances in Neural Information Processing Systems*, 33:6659–6672, 2020.
- [33] Jie Zhou, Ganqu Cui, Shengding Hu, Zhengyan Zhang, Cheng Yang, Zhiyuan Liu, Lifeng Wang, Changcheng Li, and Maosong Sun. Graph neural networks: A review of methods and applications. *AI open*, 1:57–81, 2020.
- [34] Iddo Drori, Anant Kharkar, William R Sickinger, Brandon Kates, Qiang Ma, Suwen Ge, Eden Dolev, Brenda Dietrich, David P Williamson, and Madeleine Udell. Learning to solve combinatorial optimization problems on real-world graphs in linear time. In *2020 19th IEEE International Conference on Machine Learning and Applications (ICMLA)*, pages 19–24. IEEE, 2020.
- [35] Ruizhong Qiu, Zhiqing Sun, and Yiming Yang. DIMES: A differentiable meta solver for combinatorial optimization problems. In *Advances in Neural Information Processing Systems 35*, 2022.
- [36] Yubin Xiao, Di Wang, Boyang Li, Mingzhao Wang, Xuan Wu, Changliang Zhou, and You Zhou. Distilling autoregressive models to obtain high-performance non-autoregressive solvers for vehicle routing problems with faster inference speed. In *Proceedings of the AAAI Conference on Artificial Intelligence*, volume 38, pages 20274–20283, 2024.
- [37] Zhang-Hua Fu, Kai-Bin Qiu, and Hongyuan Zha. Generalize a small pre-trained model to arbitrarily large tsp instances. In *Proceedings of the AAAI conference on artificial intelligence*, volume 35, pages 7474–7482, 2021.
- [38] Yang Li, Jinpei Guo, Runzhong Wang, and Junchi Yan. From distribution learning in training to gradient search in testing for combinatorial optimization. *Advances in Neural Information Processing Systems*, 36, 2024.
- [39] Zhiqing Sun and Yiming Yang. DIFUSCO: Graph-based diffusion solvers for combinatorial optimization. In *Thirty-seventh Conference on Neural Information Processing Systems*, 2023.
- [40] Xavier Bresson and Thomas Laurent. An experimental study of neural networks for variable graphs. 2018.
- [41] Jingwen Li, Liang Xin, Zhiguang Cao, Andrew Lim, Wen Song, and Jie Zhang. Heterogeneous attentions for solving pickup and delivery problem via deep reinforcement learning. *IEEE Transactions on Intelligent Transportation Systems*, 23(3):2306–2315, 2021.
- [42] Han Fang, Zhihao Song, Paul Weng, and Yutong Ban. Invit: A generalizable routing problem solver with invariant nested view transformer. *arXiv preprint arXiv:2402.02317*, 2024.

- [43] Ronald J Williams. Simple statistical gradient-following algorithms for connectionist reinforcement learning. *Machine learning*, 8(3):229–256, 1992.
- [44] Elias Khalil, Hanjun Dai, Yuyu Zhang, Bistra Dilkina, and Le Song. Learning combinatorial optimization algorithms over graphs. *Advances in neural information processing systems*, 30, 2017.
- [45] Yuhong Cao, Zhanhong Sun, and Guillaume Sartoretti. Dan: Decentralized attention-based neural network to solve the minmax multiple traveling salesman problem. *arXiv preprint arXiv:2109.04205*, 2021.
- [46] David Applegate, Ribert Bixby, Vasek Chvatal, and William Cook. Concorde tsp solver, 2006.
- [47] Keld Helsgaun. An extension of the lin-kernighan-helsgaun tsp solver for constrained traveling salesman and vehicle routing problems. *Roskilde: Roskilde University*, 12, 2017.
- [48] Gorka Kobeaga, María Merino, and Jose A Lozano. An efficient evolutionary algorithm for the orienteering problem. *Computers & Operations Research*, 90:42–59, 2018.
- [49] Laurent Perron and Vincent Furnon. Or-tools.
- [50] Wouter Kool, Herke Van Hoof, and Max Welling. Attention, learn to solve routing problems! *arXiv preprint arXiv:1803.08475*, 2018.
- [51] Liang Xin, Wen Song, Zhiguang Cao, and Jie Zhang. Multi-decoder attention model with embedding glimpse for solving vehicle routing problems. In *Proceedings of the AAAI Conference on Artificial Intelligence*, volume 35, pages 12042–12049, 2021.
- [52] Gerhard Reinelt. TspLib—a traveling salesman problem library. *ORSA journal on computing*, 3(4):376–384, 1991.
- [53] Eduardo Uchoa, Diego Pecin, Artur Pessoa, Marcus Poggi, Thibaut Vidal, and Anand Subramanian. New benchmark instances for the capacitated vehicle routing problem. *European Journal of Operational Research*, 257(3):845–858, 2017.
- [54] Florian Arnold, Michel Gendreau, and Kenneth Sörensen. Efficiently solving very large-scale routing problems. *Computers & operations research*, 107:32–42, 2019.
- [55] Oriol Vinyals, Meire Fortunato, and Navdeep Jaitly. Pointer networks. *Advances in neural information processing systems*, 28, 2015.
- [56] Nina Mazyavkina, Sergey Sviridov, Sergei Ivanov, and Evgeny Burnaev. Reinforcement learning for combinatorial optimization: A survey. *Computers & Operations Research*, 134:105400, 2021.
- [57] Feng Wang, Qi He, and Shicheng Li. Solving combinatorial optimization problems with deep neural network: A survey. *Tsinghua Science and Technology*, 29(5):1266–1282, 2024.
- [58] Rui Sun, Zhi Zheng, and Zhenkun Wang. Learning encodings for constructive neural combinatorial optimization needs to regret. In *Proceedings of the AAAI Conference on Artificial Intelligence*, volume 38, pages 20803–20811, 2024.
- [59] Minsu Kim, Junyoung Park, and Jinkyoo Park. Sym-nco: Leveraging symmetry for neural combinatorial optimization. *arXiv preprint arXiv:2205.13209*, 2022.
- [60] Zheng Zhi, Yao Shunyu, Wang Zhenkun, Xialiang Tong, Mingxuan Yuan, and Tang Ke. Dpn: Decoupling partition and navigation for neural solvers of min-max vehicle routing problems. *arXiv preprint*, 2024.
- [61] Yimeng Min, Yiwei Bai, and Carla P Gomes. Unsupervised learning for solving the travelling salesman problem. *Advances in Neural Information Processing Systems*, 36, 2024.
- [62] Jiaming Song, Chenlin Meng, and Stefano Ermon. Denoising diffusion implicit models. *arXiv preprint arXiv:2010.02502*, 2020.
- [63] Norman Biggs. The traveling salesman problem a guided tour of combinatorial optimization, 1986.
- [64] Lahari Sengupta, Radu Marinescu-Istodor, and Pasi Fränti. Which local search operator works best for the open-loop tsp? *Applied Sciences*, 9(19):3985, 2019.
- [65] Cristina R Delgado Serna and Joaquín Pacheco Bonrostro. Minmax vehicle routing problems: application to school transport in the province of burgos. In *Computer-aided scheduling of public transport*, pages 297–317. Springer, 2001.
- [66] Jennifer David and Thorsteinn Rögnvaldsson. Multi-robot routing problem with min–max objective. *Robotics*, 10(4):122, 2021.
- [67] Jiwoo Son, Minsu Kim, Sanghyeok Choi, and Jinkyoo Park. Solving np-hard min-max routing problems as sequential generation with equity context. *arXiv preprint arXiv:2306.02689*, 2023.
- [68] Stefan Elfving, Eiji Uchibe, and Kenji Doya. Sigmoid-weighted linear units for neural network function approximation in reinforcement learning. *Neural networks*, 107:3–11, 2018.
- [69] Sergey Ioffe and Christian Szegedy. Batch normalization: Accelerating deep network training by reducing internal covariate shift. In *International conference on machine learning*, pages 448–456. pmlr, 2015.

- [70] Yeong-Dae Kwon, Jinho Choo, Iljoo Yoon, Minah Park, Duwon Park, and Youngjune Gwon. Matrix encoding networks for neural combinatorial optimization. *Advances in Neural Information Processing Systems*, 34:5138–5149, 2021.
- [71] Fei Liu, Xi Lin, Zhenkun Wang, Qingfu Zhang, Tong Xialiang, and Mingxuan Yuan. Multi-task learning for routing problem with zero-shot generalization. 2023.
- [72] Jianan Zhou, Zhiguang Cao, Yaoxin Wu, Wen Song, Yining Ma, Jie Zhang, and Chi Xu. Mvmoe: Multi-task vehicle routing solver with mixture-of-experts. *arXiv preprint arXiv:2405.01029*, 2024.
- [73] László Erdős, Antti Knowles, Horng-Tzer Yau, and Jun Yin. Spectral statistics of erdős–rényi graphs i: Local semicircle law. 2013.
- [74] Sasan Mahmoudinazlou and Changhyun Kwon. A hybrid genetic algorithm for the min–max multiple traveling salesman problem. *Computers & Operations Research*, 162:106455, 2024.
- [75] Jianan Zhou, Yaoxin Wu, Wen Song, Zhiguang Cao, and Jie Zhang. Towards omni-generalizable neural methods for vehicle routing problems. In *International Conference on Machine Learning*, pages 42769–42789. PMLR, 2023.
- [76] Chengrui Gao, Haopu Shang, Ke Xue, Dong Li, and Chao Qian. Towards generalizable neural solvers for vehicle routing problems via ensemble with transferrable local policy, 2024.

## Appendix

In the Appendix, we provide a literature review A, detailed definitions of CO problems & sub-CO problems B, details of our proposed UDC method C, additional experimental results D, additional ablation study E, and visualizations on TSP1,000, CVRP1,000 (i.e., X-n1001-k43 in CVRPLib), and OP1,000 instances F.

### A Related Work

#### A.1 Neural Combinatorial Optimization

Over the past few years, extensive research on learning-based methods has been applied to various CO problems. Pointer Network [55] first applies the deep learning technique to solve NP-hard CO problems, after that, [28] designs an RL-based framework for training NCO solvers. In recent years, more diverse and sophisticated NCO frameworks have been proposed [56, 57]. Among them, the mainstream methods include (RL-based) constructive solvers [50], (SL-based) sub-path solvers [8], the heatmap-based solvers [35], and the neural divide-and-conquer methods [13]. These categories of methods demonstrate diverse advantages across different scales and CO problems.

#### A.2 Constructive Neural Solvers

The basic idea of constructive neural solvers has been illustrated in Section 2.2. Up to now, the constructive neural solver is the most popular method for solving CO problems. Introducing the self-attention mechanism [29], the Attention Model [50] demonstrates the applicability of various VRPs and the efficiency in solving small-scale VRP instances. AM achieves outstanding results in six VRPs including TSP, CVRP, SDVRP, PCTSP, SPCTSP, and OP. Recent research mainly focuses on the two representative CO problems, TSP and CVRP. Some studies propose more advanced problem-solving strategies [58], others introduce more efficient network architectures [9, 51], and some focus on training by upgrading the calculation of the loss function [5, 59] to better escape potential local optima.

By redesigning the feasibility mask in each autoregressive construction step, constructive solvers can be effectively applied to most CO problems. Therefore, although many new model structures have been proposed for different CO problems (such as [41] for the Pickup and Delivery Problem (PDP)), ordinary frameworks are usually still feasible. This article adopts the model architectures proposed in POMO [5] and ICAM [16] for most CO problems for convenience. However, for two special problems, MIS and min-max mTSP, conventional constructive solvers are unable to process constraints in their encoders. Therefore, we specifically use one-shot AGNN (consistent with the dividing policy) in sub-MIS and DPN [60] to solve sub-min-max mTSP.

#### A.3 Heatmap-based Solvers

Recent heatmap-based solvers propose methods to improve the performance of GNN-based frameworks [31, 32]. Attn-MCTS [37] proposes a heuristic method to merge the smaller heatmap obtained from small graphs into a larger heatmap of TSP. More importantly, Attn-MCTS also proposes an effective Monte-Carlo tree search method (MCTS) based on large-scale heatmaps. Therefore, afterward works turn to pay more attention to providing better initial heatmaps for the following Monte Carlo tree search [61]. DIMES [35] proposes a meta-learning method based on reinforcement learning for stability in training, while DIFUSCO [39] and T2T [38] use supervised learning to learn a diffusion process [62] of heatmap generation.

#### A.4 Neural Divide-and-Conquer Methods

The Table 1 in the main paper offers a brief overview of all the existing neural divide-and-conquer methods. These methods and the proposed UDC follow the same two-stage solution generation framework. Different from the total neural framework of UDC, some neural divide-and-conquer methods strategically incorporate heuristics in either the dividing or conquering stages to enhance performance or efficiency [22, 23, 21, 13], which is hard to generalize to other CO problems.

LCP [24], H-TSP [20], RBG [23], TAM [12], and GLOP [13] (specifically for CVRP and PCTSP) can use only neural networks in both stages, which enhances the applicability of methods to handle CO problems without expert experience. However, these methods face challenges in terms of effectiveness. We believe the deficiency in performance is highly related to the shortcomings in their chosen training schemes. Among them, LCP [24] adopts a totally separate training scheme, employing a constructive neural solver (seeder) to generate diversified initial solutions (seeds) and another constructive neural solver (reviser) for sub-path solving. However, the seeders and revisers are never trained together and the objective functions of its seeders and revisers are not directly related to the objective function of the original CO problem (i.e., belonging to a separate training scheme), so its effectiveness largely depends on randomness.

TAM [12], GLOP [13] (for CVRP and PCTSP), and RBG [23] adopt a similar training scheme, with only differences in the solver for the dividing policy (i.e., TAM uses a constructive neural solver, and GLOP chooses a heatmap-based solver). They pre-train a conquering policy on a preempted dataset and directly use them as local solvers (i.e., operators) for their initial solution. Such a training scheme fits the Pre-train + Train Dividing variant in Section 5.1 which cannot converge to a good performance. The pre-trained conquering policy is hard to ensure optimal so such a training scheme will probably lead to local optima. Moreover, as another drawback of TAM and GLOP, they decompose CVRP and PCTSP into TSP for convenience, but such a conquering strategy cannot convert sub-optimal initial partitions into optimal ones, affecting the accessibility of optimal solutions.

H-TSP [20] focuses on the TSP problem and designs a lighter convolutional neural network and clustering mechanism for initial solution generation compared to LCP. It uses pre-trained sub-TSPs to achieve joint training but similar to LCP, it does not align the optimization objectives of the outer network with the overall objective function as well, which limits its effectiveness. In addition, Section 5.1 also demonstrates that the pre-training before a joint (i.e., unified) training stage will also lead to local optima and be harmful to convergence.

## B Problem & Sub-problem Definition

**TSP.** Traveling salesman problem (TSP) is one of the most representative COPs [63]. Let  $\{D = d_{j,k}, j = 1, \dots, N, k = 1 \dots, N\}$  be the  $N \times N$  cost metrics of a  $N$ -nodes TSP problem, where  $d_{j,k}$  denotes the cost between nodes  $k$  and  $j$ , the goal is to minimize the following objective function:

$$\text{minimize } f(\mathbf{x}) = \sum_{t=1}^{N-1} d_{x_t, x_{t+1}} + d_{x_N, x_1}, \quad (7)$$

where the solution  $\mathbf{x} = (x_1, x_2, \dots, x_N)$  ( $\tau = N$ ) is a permutation of all nodes. All the feasible solutions (i.e., in  $\omega$  of Eq. (1)) satisfy the constraint of node degree being 2, and containing no loop with lengths less than  $N$ .

The sub-TSP in UDC is usually considered as an open-loop TSP problem [64] (i.e., SHPP in GLOP [13]). For the sub-cost metrics  $\{D_s = d_{j,k}^s, j = 1, \dots, n, k = 1 \dots, n\}$ , the objective function of sub-TSP solution  $\mathbf{s} = (s_1, s_2, \dots, s_n)$  is as follow:

$$\text{minimize } f(\mathbf{s}) = \sum_{t=1}^{n-1} d_{x_t, x_{t+1}}^s \quad (8)$$

The feasibility set of sub-TSP adds additional selection constraints for the starting and ending points (i.e., the first and last node in the original solution segments). UDC trains the TSP on various scales for every  $n$  nodes, from  $N=500$  to  $N=1,000$  (i.e., for easier implement, sampling from  $N = \{500, 600, 700, 800, 900, 1,000\}$  when  $n=100$ ). Since the nodes in each sub-problem always come from a compact region of the original instance, so we follow the normalization approach in GLOP and conduct a coordinate transformation to coordinates of sub-problems. The specific formula is detailed in Eq. (18).

**CVRP.** CVRP incorporates the vehicle capacity as a restriction while considering the total distance as its objective function. Each CVRP contains a depot and several customers, on a cost matrix  $\{D = d_{j,k}, j = 0, \dots, N, k = 0 \dots, N\}$ , the CVRP can be expressed as follows:

$$\begin{aligned} \text{minimize } f(\mathbf{x}) &= \sum_{j=1}^q C(\rho^j), \\ C(\rho^j) &= \sum_{t=0}^{|\rho^j|-1} d_{x_t, x_{t+1}} + d_{x_{n_j}, x_0} \\ \text{subject to } 0 &\leq \delta_i \leq C, \quad i = 1, \dots, n, \\ \sum_{i \in \rho^j} \delta_i &\leq C, \quad j = 1, \dots, q. \end{aligned} \quad (9)$$

where  $\mathbf{x}$  is a solution representing the complete route of the vehicle and consists of  $q$  sub-routes  $\{\rho^1, \rho^2, \dots, \rho^q\}$ . Each sub-route starts from the depot  $x_0$  and backs to  $x_0$ ,  $n_j$  represents the number of customer nodes in it.  $n = \sum_{j=1}^q n_j$  is the total number of customer nodes;  $\delta_i$  denotes the demand of node  $i$ ;  $D$  denotes the capacity of the vehicle. For testing random CVRP instances, we follow the common setting in [13, 14], setting  $C = 100$  for CVRP500,  $C = 200$  for CVRP1,000,  $C = 300$  for CVRP2,000 and larger scale. In training, the capacity is randomly sampled from 100 to 200 [6, 16].

Similar to sub-TSP, Sub-CVRP also restricts the starting node and ending node. Moreover, sub-CVRP specially processes the capacity of the first and last routes to ensure the legality of the merged solution. As shown in the right half of Figure 4, the capacity of the first and last route is restricted to the rest capacity of the connected partial sub-route. Afterward, each two adjunct capacities (e.g., the pair of capacities shown in Figure 4) is normed to make the sum of 1. We follow the setting of BQ-NCO [14] in representing CVRP solutions, converting the solutions into an aligned solution flag which is set to 1 for nodes before a depot.

**OP.** The Orienteering Problem (OP) assigns each node a prize  $\rho_i$  and the goal is to maximize the total prize of all collected nodes, while keeping the total length of the route below a maximum length  $T$ . OP contains a depot node as the starting node of the route, and we follow the general OP



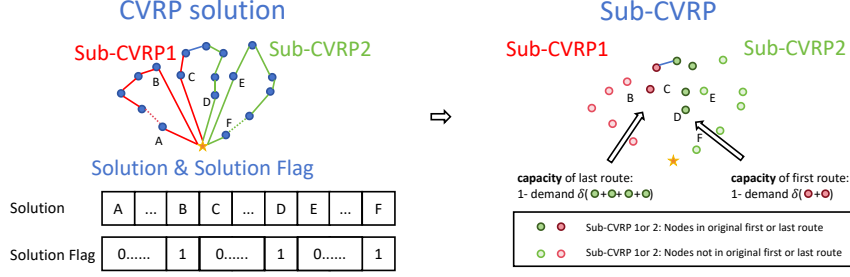


Figure 4: The process of sub-CVRP.

(distance) (i.e.,  $OP(dist)$ ) setting [50, 51, 59, 14], generating the value of  $\rho_i$  based on its distance to the depot. We evaluate the UDC on OP500, OP1,000, and OP2,000 and set the  $T$  on all scales to 4. The solution of OP is an  $\tau$ -length ordered sequence  $\mathbf{x} = (x_0, \dots, x_\tau)$  ( $x_0$  represents be depot,  $\rho_0 = 0$ ). Let  $\{D = d_{j,k}, j = 0, \dots, N, k = 0 \dots, N\}$  be the  $N \times N$  cost metrics of a  $N$ -nodes TSP problem, the objective function can be formulated as:

$$\begin{aligned}
 &\text{minimize} \quad f(\mathbf{x}) = \sum_{i \in \mathbf{x}} \rho_i, \\
 &\text{subject to} \quad l(\mathbf{x}) = \sum_{t=1}^{\tau-1} d_{x_t, x_{t+1}} + d_{x_\tau, x_1} \leq T.
 \end{aligned} \tag{10}$$

For generating OP instances, we follow the setting in AM [50],  $\hat{\rho}_i = 1 + \lfloor 99 \frac{d_{0,i}}{\max_{j=1}^N d_{0,j}} \rfloor$ ,  $\rho_i = \frac{\hat{\rho}_i}{100}$ . The sub-OP in UDC contains a segment of the original solution while also randomly introducing unselected nodes. By solving the sub-OP, the conquering stage has the potential to improve a low-quality initial solution to optimal. There is no normalization step in the conquering stage when addressing OP. Sub-OP restricts the total lengths of routes not to surpass the original total length instead of  $T$ . One of the  $\lfloor \frac{N}{n} \rfloor$  sub-OPs contains the depot and the depot is restricted to be contained in the sub-solution of these sub-OPs.

In testing, solving sub-OP limits the path length not to exceed the original total length, so continuously executing the conquering stage will result in a gradually shorter total path length  $l(\mathbf{x}_r)$ . So, we count the margin (i.e.,  $T - l(\mathbf{x})_r$ ) of the constraint  $T$  in the current solution. In each conquering stage, we add the margin  $T - l(\mathbf{x})_r$  to random one of the  $\lfloor \frac{N}{n} \rfloor$  sub-OP problems.

**PCTSP.** With a similar optimization requirement compared to OP, PCTSP is also considered a typical CO problem [50]. PCTSP gives each node a prize  $\rho_i$  and a penalty  $\beta_i$ . The goal is to minimize the total length of the tour plus the sum of penalties for nodes that are not visited while collecting at least a given minimum total prize. The objective function is defined as follows:

$$\begin{aligned}
 &\text{minimize} \quad f(\mathbf{x}) = \sum_{t=1}^{\tau-1} d_{x_t, x_{t+1}} + d_{x_\tau, x_1} + \sum_{i \notin \mathbf{x}} \beta_i, \\
 &\text{subject to} \quad \sum_{i \in \mathbf{x}} \rho_i \geq 1.
 \end{aligned} \tag{11}$$

We follow the settings in AM [50] and GLOP [13] to generate instances,  $\rho_i \sim \text{Uniform}(0, \frac{4}{N})$ ,  $\beta_i \sim \text{Uniform}(0, 3 \cdot \frac{K^N}{N})$ . We follow the setting in [13], define  $K^N = 9, 12, 15$  for  $n = 500, 1, 000, 2, 000$ .

Compared to OP, UDC uses a similar way to process sub-PCTSP, introducing random unselected nodes in solution segments and restricting the appearance of the depot. Specifically, sub-PCTSP normalizes the constraint of  $\rho$  of each sub-PCTSP to 1. (The necessity of this procedure is discussed in Appendix E). Existing methods GLOP [13] divides the PCTSP into sub-TSP, such a problem-specific design not only harms the accessibility to optimal solutions once the node set of optimal solutions is inconsistent with the one of  $x_0$ , but also harms the generation ability to general CO problems.

**SPCTSP** The outstanding results on SPCTSP evaluate the capability of the proposed UDC in dealing with uncertainty. In the SPCTSP, the expected node prize is known upfront, but the real collected prize only becomes known upon visitation. The expected node prize  $\rho_i^* \in \text{Uniform}(0, 2\rho_i)$  is used to process sparse graph  $\mathcal{G}_D$ , heatmap  $\mathcal{H}$ , and the encodings of conquering policy, while the real prize  $\rho_i$  is only used to process the current status and constraints when constructing solutions of SPCTSP and sub-SPCTSP.

**KP.** Besides VRPs, KP is also a typical CO problem which can be formulated as follows:

$$\begin{aligned} \text{minimize} \quad & f(\mathbb{S}) = - \sum_{i \in \mathbb{S}} v_i, \\ \text{subject to} \quad & \sum_{i \in \mathbb{S}} w_i \leq W. \end{aligned} \quad (12)$$

where  $\mathbb{S} \subseteq \{1, 2, \dots, n\}$  represents the selection item list in a knapsack and  $v_i \sim \text{Uniform}(0, 1)$  and  $w_i \sim \text{Uniform}(0, 1)$  is the value and weight of candidate objects. In each conquering step, sub-KPs are randomly sampled. Sub-kp and KP are completely identical in form, with only distinction on the number of decision variables. In training, UDC disables the Reunion stage in the DCR training method for KP, and the capacity  $W$  is sampled from 50 to 100. In testing, UDC adopts the same approach as OP in introducing the margin of maximum capacity ( $W - \sum_{i \in \mathbb{S}} w_i$ ) to sub-KPs, adding the current margin (i.e., capacity minus current load) to a random sub-KP.

**OVRP.** As a variant on CVRP, OVRP only changes the objective function calculation as follows:

$$\begin{aligned} \text{minimize} \quad & f(\mathbf{x}) = \sum_{j=1}^q \sum_{t=0}^{|\rho^j|-1} d_{x_t, x_{t+1}} \\ \text{subject to} \quad & 0 \leq \delta_i \leq C, \quad i = 1, \dots, n, \\ & \sum_{i \in \rho^j} \delta_i \leq C, \quad j = 1, \dots, q. \end{aligned} \quad (13)$$

**ATSP.** ATSP is a variant version of TSP with input being an asymmetric matrix. When dealing with sub-ATSP, different from sub-TSP, we employ a matrix-based special normalization method to normalize the longest item (i.e., edge) in the matrix to 1.

**MIS.** MIS is originally defined on a graph  $\mathcal{G} = \{\mathbb{V}, \mathbb{E}\}$  where  $N = |\mathbb{V}|$  so  $\mathcal{G}_D = \mathcal{G}$ . The goal of MIS is to maximize the number of visited nodes and ensure that there are no edge connections  $e \in \mathbb{E}$  between two visited nodes. We follow the MIS instance generation process of ER[700-800] with  $p=0.15$  [35]. The nodes in sub-MIS are randomly selected and nodes connecting to visited nodes are restricted inaccessible. The conquering policy for sub-MIS uses a Heatmap-based solver as well (i.e., AGNN in UDC) with non-autoregressive construction methods.

**Min-max mTSP.** As a variant of VRP, the min-max vehicle routing problem (min-max VRP), instead of minimizing the total length of all routes (i.e., min-sum), seeks to reduce the length of the longest one among all the routes (i.e., min-max). Min-max VRP also has important application value in real life [65, 66] and researchers also pay attention to solving them with deep learning techniques. Min-max mTSP restricts the number of total routes to  $M$ , the first node in  $N$  nodes is the depot. Following the solution definition of CVRP (present in the form of a solution flag as well), the objective function is as follows:

$$\begin{aligned} \text{minimize} \quad & f(\mathbf{x}) = \max_{i=1}^M C(\rho^i), \\ & C(\rho^j) = \sum_{t=0}^{|\rho^j|-1} d_{x_t, x_{t+1}} + d_{x_{n_j}, x_0} \end{aligned} \quad (14)$$

The optimization of sub-min-max-mTSP should encounter the lengths of routes in adjunct sub-problems. For adjunct length  $l_b, l_e$ , the objective function of sub-min-max-mTSP with  $m$  route is calculated with adding  $l_b$  to the first route length  $C(\rho^1)$  and  $l_e$  to  $C(\rho^m)$ . Similar to the normal min-sum objective function, the min-max objective function can also be decomposed to separate objective functions of sub-problems so UDC can be applied to it. To maintain optimality, the testing stage will not update adjacent sub-min-max-mTSP simultaneously.

## C Method Details

### C.1 Dividing Stgae: Graph Construction

Lighter-weight GNNs require the construction of a graph input (the sparse graph  $\mathcal{G}_D$ ). For the CO problems involved in this paper, some CO problems naturally have graph-like features (e.g., the MIS problem) so their sparse graph  $\mathcal{G}_D = \mathcal{G}$ . However, the inputs of most other CO problems are coordinates or matrices instead. So, for the VRPs, we adopt the graph construction method in heatmap-based solvers [31] and GLOP [13], generally using the KNN method to connect edges in the edge set  $\mathbb{E} \in \mathcal{G}_d$ . For CVRP, OVRP, ATSP, OP, PCTSP, SPCTSP, and min-max mTSP (min-max mTSP specifically uses dummy depots for constraints [67]), we directly use a similar method to link edges based on KNN. In addition, for the KP without neighborhood properties, we use  $1 - \frac{d'_{i,j}}{\max_{q \in 1, \dots, N} d'_{i,q}}$  as the weight of  $(i, j)$  for neighborhood selection where  $d'_{i,j} = \frac{v_i + v_j}{w_i + w_j}$  and use the KNN for edge connection as well. In the construction of all the CO problems (excluding MIS), we set neighborhood  $K = 100$ , so the number of edges in the graph is limited to  $|\mathbb{E}| = \mathcal{O}(KN)$ .

### C.2 Dividing Policy: Anisotropic Graph Neural Networks

In modeling the dividing policy, we follow [31] on the choice of neural architectures. The backbone of the graph neural network is an anisotropic GNN with an edge gating mechanism [40]. Let  $\mathbf{h}_i^\ell$  and  $\mathbf{e}_{i,j}^\ell$  denote the  $d$ -dimensional node and edge features at layer  $\ell$  associated with node  $i$  and edge  $(i, j)$ , respectively. The features at the next layer are propagated with an anisotropic message-passing scheme:

$$\mathbf{h}_i^{\ell+1} = \mathbf{h}_i^\ell + \alpha(\text{BN}(\mathbf{U}^\ell \mathbf{h}_i^\ell + \mathcal{A}_{j \in \mathcal{N}_i}(\sigma(\mathbf{e}_{i,j}^\ell) \odot \mathbf{V}^\ell \mathbf{h}_j^\ell))), \quad (15)$$

$$\mathbf{e}_{i,j}^{\ell+1} = \mathbf{e}_{i,j}^\ell + \alpha(\text{BN}(\mathbf{P}^\ell \mathbf{e}_{i,j}^\ell + \mathbf{Q}^\ell \mathbf{h}_i^\ell + \mathbf{R}^\ell \mathbf{h}_j^\ell)). \quad (16)$$

where  $\mathbf{U}^\ell, \mathbf{V}^\ell, \mathbf{P}^\ell, \mathbf{Q}^\ell, \mathbf{R}^\ell \in \mathbb{R}^{d \times d}$  are the learnable parameters of layer  $\ell$ ,  $\alpha$  denotes the activation function (we use SiLU [68] in this paper), BN denotes the Batch Normalization operator [69],  $\mathcal{A}$  denotes the aggregation function (we use mean pooling in this paper),  $\sigma$  is the sigmoid function,  $\odot$  is the Hadamard product, and  $\mathcal{N}_i$  denotes the outlines (neighborhood) of node  $i$ . We use a 12-layer ( $L=12$ ) AGNN with a width of  $d = 64$ . The total space and time complexity of AGNN is  $\mathcal{O}(KNd)$ .

Next, based on the Eq. (4), the final layer edge representation  $\mathbf{e}_{i,j}^L$  of AGNN is used to generate the heatmap. Heatmap-based solvers generally use an MLP to process the  $\mathbf{e}_{i,j}$ . To integrate partial solution-related representations in the heatmap, UDC has designed an additional T-revise method, which will re-generate the heatmap by additional  $T - 1$  times using MLPs based on the existing partial solutions after multiple heatmap decoding steps. This operation increases the time and space complexity to  $\mathcal{O}(TKNd)$ , but also significantly improves the effect. Enabling the T-revision method, the total initial solution generation strategy is shown below.

$$\pi_d(\mathbf{x}_0 | \mathcal{G}, \Omega, \phi) = \begin{cases} p(x_{0,1}) \prod_{c=0}^T \left[ p(\mathcal{H} | \mathcal{G}, \Omega, \phi, x_{0,1:nt}) \prod_{t=2}^T \frac{\exp(\mathcal{H}_{x_{0,t-1}, x_{0,t}})}{\sum_{i=t}^N \exp(\mathcal{H}_{x_{0,t-1}, x_{0,i}})} \right], & \text{if } \mathbf{x}_0 \in \Omega \\ 0, & \text{otherwise} \end{cases} \quad (17)$$

where  $p(x_{0,1}) = \frac{1}{N}$  for CO problems without a depot (i.e., TSP, KP, MIS, ATSP). For other CO problems  $x_{0,1} = \text{depot}$  and  $p(x_{0,1}) = 1$ . In training UDC, we set  $T = \lfloor \frac{N}{n} \rfloor$ . In testing, we set  $T = \lfloor \frac{N}{n} \rfloor$  for 500-node to 4,999-node random instances and set  $T = 10$  for very large-scale CO instances and CVRPLib-XXL datasets.

### C.3 Conquering Stage: Sub-problem Preparation

The method to decompose CO problems to their corresponding sub-CO problems is detailed in B. Generally, for different problems, when decomposing, we need to **1)** Mark the already determined solution (starting point in VRP, point linking visited nodes in MIS) **2)** Handle the original constraints of the current sub-problem (capacity of CVRP, capacity of KP, etc.). **3)** In testing, handle the margin of the constraints in the original CO problem (i.e., KP, OP, PCTSP, SPCTSP) to ensure the accessibility of the optimal solution.

### C.4 Conquering Stage: Normalization

As presented in B, TSP, ATSP, CVRP, OVRP, and min-max mTSP conduct normalization on the coordinate. ATSP normalizes the distance matrix by dividing by the maximal number in each sub-ATSP matrix (i.e.,  $d'_{i,j} = \frac{d_{i,j}}{\max_{o,q \in \{1, \dots, N\}} d_{o,q}}$ ) and other CO problems normalize following the method in GLOP [13] the rotation example making the x-axis longer and dividing it by the existing length of the x-axis makes the maximum length of the x-axis. Let  $(x'_i, y'_i)$  denotes the coordinates of the  $i$ -th node after transformation;  $x_{\max}$ ,  $x_{\min}$ ,  $y_{\max}$ , and  $y_{\min}$  denote the bounds of an sub-VRP  $\{(x_1, y_1), \dots, (x_n, y_n)\}$  (i.e.,  $x_{\max} = \max_{i \leq n} x_i$ , et al.). Then the coordinate transformation of coordinate  $(x_i, y_i)$  is formulated as

$$\begin{aligned} x'_i &= \begin{cases} sc(x_i - x_{\min}) & \text{if } x_{\max} - x_{\min} > y_{\max} - y_{\min}, \\ sc(y_i - y_{\min}) & \text{otherwise,} \end{cases} \\ y'_i &= \begin{cases} sc(y_i - y_{\min}) & \text{if } x_{\max} - x_{\min} > y_{\max} - y_{\min}, \\ sc(x_i - x_{\min}) & \text{otherwise,} \end{cases} \end{aligned} \quad (18)$$

where the scale coefficient  $sc = \frac{1}{\max(x_{\max} - x_{\min}, y_{\max} - y_{\min})}$ . Besides normalizing the coordinates, sub-SPCTSP and sub-PCTSP normalize the numerical constraint by dividing the collected prize of the current sub-solution.

### C.5 Conquering Stage: Conquering Policy

This paper adopts 5 solvers as the conquering policy, including AGNN [35] for MIS, ICAM [16] for TSP, CVRP, OVRP, and KP, POMO [5] for PCTSP, SPCTSP, OP, MatNet [70] for ATSP, and DPN [60] for min-max mTSP. For the conquering policy, we employ 12-layer and 256-dimensional AGNN, 6-layer ICAM without AAFT, 6-layer POMO, and 5-layer MatNet, for these experiments respectively. In training, the learning rate of all these solvers is set to  $lr = 1e - 4$ .

The baseline in training conquering policies generally follows the design in POMO [5], but the generation process of the  $\beta$  baselines on each CO problem differs. Some CO problems have the trait of symmetric so for VRP whose solution is symmetric (i.e., TSP, CVRP, OVRP, OP, PCTSP, SPCTSP), we sample  $\frac{\beta}{2}$  solutions on both the starting and ending node. For other CO problems, we sample  $\beta$  solutions from the starting point (i.e., the first randomly selected vertex in MIS).

In testing, the conquering policy in the UDC samples only one sub-solution (i.e.,  $\beta = 1$ ) for asymmetric sub-CO problems and sampling only two sub-solutions (i.e.,  $\beta = 2$ ) for symmetric ones.

## C.6 Total Algorithm

The total algorithm of training UDC is presented in Algorithm 1. The total algorithm of testing UDC is presented in Algorithm 2.

---

**Algorithm 1** UDC: Training dividing and conquering policy on general large-scale CO problems.

---

```

1: Input: A CO instance  $\mathcal{G}$ , number of node  $N$ ; scale of sub-problems  $n$ ; the number of sampled
   initial solution  $\alpha$ ; the number of sampled sub-solution  $\beta$ ; dividing policy  $\phi$ , conquering policy  $\theta$ 
2: Output: parameter  $\phi, \theta$ 
3: Generate sparse graph  $\mathcal{G}_D$ 
4: Generate initial Heatmap  $\mathcal{H}$  based on  $p(\mathcal{H}|\mathcal{G}_D, \Omega, \phi)$ 
5: Sample  $\alpha$  initial tours:  $\{\mathbf{x}_0^1, \dots, \mathbf{x}_0^\alpha\}$  based on  $\pi_c$  in Eq. (4). (Eq. (17) for  $T$ -revisit enabled.)
6: for  $i \in \{1, 2\}$  do
7:   Initialize the decomposition point:  $p \leftarrow \frac{n}{2} * i$ 
8:   Calculate the number of sub-tours decomposed from a tour:  $C = \lfloor \frac{N}{n} \rfloor$ 
9:    $\{\mathcal{G}_1^{i-1}, \dots, \mathcal{G}_C^{i-1}, \dots, \mathcal{G}_{\alpha C}^{i-1}\} \leftarrow$ 
10:     $\{\{\mathbf{x}_{0,p:p+n}^1, \dots, \pi_{0,p+n(C-1):p+nC}^1\}, \dots, \{\mathbf{x}_{0,p:p+n}^\alpha, \dots, \mathbf{x}_{0,p+n(C-1):p+nC}^\alpha\}\}$ 
11:   Apply coordinate transformation and constraint normalization to  $\{\mathcal{G}_1^{i-1}, \dots, \mathcal{G}_{\alpha C}^{i-1}\}$ 
12:   for  $k \in \{1, \dots, \alpha C\}$ ,  $j \in \{1, \dots, \beta\}$  do
13:     Sample  $\mathbf{s}_k^{i,j} \sim \pi_c(\cdot|\mathcal{G}_k^{i-1}, \Omega_k^{i-1}, \theta)$ 
14:     if  $i = 1$  then
15:       Update conquering policy  $\theta \leftarrow \theta + \nabla_\theta \mathcal{L}_{c1}(\mathcal{G})$ 
16:     end if
17:     if  $i = 2$  then
18:       Update conquering policy  $\theta \leftarrow \theta + \nabla_\theta \mathcal{L}_{c2}(\mathcal{G})$ 
19:     end if
20:   end for
21:   for  $k \in \{1, \dots, \alpha C\}$  do
22:     Select best sub-solution among  $\beta$  samples:  $\hat{\mathbf{s}}_k^i = \operatorname{argmax}_{\mathbf{s}' \in \{\mathbf{s}_k^{i,1}, \dots, \mathbf{s}_k^{i,\beta}\}} f(\mathbf{s}')$ 
23:     Substitute the  $\mathbf{s}_k^{i,j}$  with no improvement on  $f(\hat{\mathbf{s}}_k^i)$  in sub-CO problems to the original
       solution.
24:     Merge solutions:  $\{\mathbf{x}_i^1, \dots, \mathbf{x}_i^\alpha\} = \{\operatorname{Concat}(\hat{\mathbf{s}}_1^i, \dots, \hat{\mathbf{s}}_C^i), \dots, \operatorname{Concat}(\hat{\mathbf{s}}_{(\alpha-1)C+1}^i, \dots, \hat{\mathbf{s}}_{\alpha C}^i)\}$ 
25:   end for
26: end for
27: Update dividing policy  $\phi \leftarrow \phi + \nabla_\phi \mathcal{L}_d(\mathcal{G})$ 

```

---

## C.7 Complexity

Table 6: Comparison on time and space complexity.

	LEHD	ICAM-single-start	ICAM-N-start	UDC- $\mathbf{x}_2$	UDC- $\mathbf{x}_r$
Time	$\mathcal{O}(N^3)$	$\mathcal{O}(N^2)$	$\mathcal{O}(N^3)$	$\mathcal{O}(\alpha TKN + n^2)$	$\mathcal{O}(\alpha TKN + rn^2)$
Space	$\mathcal{O}(N^2)$	$\mathcal{O}(N^2)$	$\mathcal{O}(N^2)$	$\mathcal{O}(\alpha KN + \alpha \lfloor \frac{N}{n} \rfloor n^2)$	$\mathcal{O}(\alpha KN + \alpha \lfloor \frac{N}{n} \rfloor n^2)$

Using the lightweight GNN for global partition, both the time and space complexities of UDC are reduced compared to both single-stage SL-based sub-path solvers and single-stage RL-based constructive-based solvers. When sampling  $\alpha$   $T$ -revisit enabled initial solutions, the UDC method that executes  $r$  conquering stages has a time complexity of  $\mathcal{O}(\alpha TKN)$  and a space complexity of  $\mathcal{O}(\alpha KN)$ . Both the time and space complexity of a single conquering stage on a single sub-problem is  $\mathcal{O}(n^2)$ . There are  $\alpha \lfloor \frac{N}{n} \rfloor$  parallel sub-problems for each instance so the complexity is  $\alpha \lfloor \frac{N}{n} \rfloor \mathcal{O}(n^2)$ . However, the  $\alpha \lfloor \frac{N}{n} \rfloor$  sub-problems can be processed in parallel (as batch size =  $\alpha \lfloor \frac{N}{n} \rfloor$ ). Considering GPU parallel, the time complexity of UDC can be considered as  $\mathcal{O}(\alpha TKN + rn^2)$  and the space complexity is  $\mathcal{O}(\alpha KN + \alpha \lfloor \frac{N}{n} \rfloor n^2)$ .

---

**Algorithm 2** UDC: Solving general large-scale CO problems.

---

```

1: Input: A CO instance  $\mathcal{G}$ , number of node  $N$ ; scale of sub-problems  $n$ ; the number of sampled
   solution  $\alpha$ ; number of conquering stage  $r$ 
2: Output: The best solution  $\hat{x}$ 
3: Generate sparse graph  $\mathcal{G}_D$ 
4: Generate initial Heatmap  $\mathcal{H}$  based on  $p(\mathcal{H}|\mathcal{G}_D, \Omega, \phi)$ 
5: Sample  $\alpha$  initial tours:  $\{\mathbf{x}_0^1, \dots, \mathbf{x}_0^\alpha\}$  based on  $\pi_c$  in Eq. (4). (Eq. (17) for T-revisit enabled.)
    $\beta \leftarrow 2$  for TSP, ATSP, OP, (S)PCTSP.
6: for  $i \in \{1, \dots, r\}$  do
7:   if  $i \leq 2$  then
8:     Initialize the decomposition point:  $p \leftarrow \frac{n}{2} * i$ 
9:   end if
10:  if  $i \geq 3$  then
11:    Initialize the decomposition point:  $p \sim \text{Uniform}(1, n)$ 
12:  end if
13:  Calculate the number of sub-tours decomposed from a tour:  $C = \lfloor \frac{N}{n} \rfloor$ 
14:   $\{\mathcal{G}_1^{i-1}, \dots, \mathcal{G}_C^{i-1}, \dots, \mathcal{G}_{\alpha C}^{i-1}\} \leftarrow$ 
15:     $\{\{\mathbf{x}_{i-1,p:p+n}^1, \dots, \mathbf{x}_{i-1,p+n(C-1):p+nC}^1\}, \dots, \{\mathbf{x}_{i-1,p:p+n}^\alpha, \dots, \mathbf{x}_{i-1,p+n(C-1):p+nC}^\alpha\}\}$ 
16:  Apply coordinate transformation and constraint normalization to  $\{\mathcal{G}_1^{i-1}, \dots, \mathcal{G}_{\alpha C}^{i-1}\}$ 
17:  for  $k \in \{1, \dots, \alpha C\}$ ,  $j \in \{1, \dots, \beta\}$  ( $\beta=1$  or  $2$ , see Appendix C.5) do
18:    Sample  $\mathbf{s}_k^{i,j} \sim \pi_c(\cdot|\mathcal{G}_k^{i-1}, \Omega_k^{i-1}, \theta)$ 
19:  end for
20:  for  $k \in \{1, \dots, \alpha C\}$  do
21:     $\hat{\mathbf{s}}_k^i = \text{argmax}_{\mathbf{s}' \in \{\mathbf{s}_k^{i,1}, \dots, \mathbf{s}_k^{i,\beta}\}} f(\mathbf{s}')$ 
22:    Substitute the  $\mathbf{s}_k^{i,j}$  with no improvement on  $f(\hat{\mathbf{s}}_k^i)$  in sub-CO problems to the original
    solution.
23:    Merge solutions:  $\{\mathbf{x}_i^1, \dots, \mathbf{x}_i^\alpha\} \leftarrow \{\text{Concat}(\hat{\mathbf{s}}_1^i, \dots, \hat{\mathbf{s}}_C^i, \mathbf{x}_{i-1,p+nC+1,p}^1)$ 
24:       $, \dots, \text{Concat}(\hat{\mathbf{s}}_{(\alpha-1)C+1}^i, \dots, \hat{\mathbf{s}}_{\alpha C}^i, \mathbf{x}_{i-1,p+nC+1,p}^\alpha)\}$ 
25:  end for
26:   $\hat{\mathbf{x}} = \text{argmax}_{\mathbf{x} \in \{\mathbf{x}_i^1, \dots, \mathbf{x}_i^\alpha\}} f(\mathbf{x})$ 
27: end for

```

---

Sub-path-based constructive solver adopts a decoder-only model structure so for a  $\tau$ -length solution, the time complexity is  $\mathcal{O}(\tau N^2 d) = \mathcal{O}(N^3)$  ( $d$  is the dimension of embeddings) and the space complexity is  $\mathcal{O}(N^2)$ . ICAM is a representative RL-based constructive solver, adopting an encoder-decoder-based model structure. The space complexity is  $\mathcal{O}(N^2)$  and the time complexity is  $\mathcal{O}(\tau N d) = \mathcal{O}(N^2)$  for single-start ICAM and  $\mathcal{O}(\tau N^2 d) = \mathcal{O}(N^3)$  for N-start (multi-start) ICAM. The comparison of time and space complexity is listed in Table 6, UDC generally adopts the parameter of  $T = 10$ ,  $\alpha = 1$ ,  $K = 100$ . So on CO problems with  $N \geq 1,000$ , the proposed UDC- $\mathbf{x}_2$  demonstrates less complexity compared to  $\mathcal{O}(N^2)$  and exhibits superior efficiency. Large-scale experiments ( $N \geq 5,000$ ) in Table 11 and Appendix D.4 prove this statement.

## D Experiment Details

### D.1 Hyperparameter

The hyperparameter of all 10 involved CO problems is listed in Table 7. The training of UDC on most CO problems adopts the varying-size [44] and varying-constraint [6] setting. ICAM and POMO used for conquering policy are 6-layers. DPN is 3-layers, and MatNet is 5-layer. AGNN for conquering sub-MIS is 12-layer with  $d = 256$ . In training UDC for TSP, we don’t conduct the varying scale training in the first 50 epochs with  $\alpha = 80$ .

Table 7: Hyper parameter of training CO problems.

	Hyperparameter			
	TSP,OP	PCTSP,SPCTSP	CVRP,OVRP	OP
Varying training size $N$	500-1,000	500-1,000	500-1,000	500-1,000
Varying training constraint	-	9-12	50-100	-
Sub-path scale $n$	100	100	100	100
$\alpha$ in training	40	30	40	40
$\beta$ in training	50	50	40	50
Epoch size	1,000	1,000	1,000	1,000
Epoch-time	28m	29m	42m	22m
Total epochs	500	500	200	500
DCR enable	TRUE	TRUE	TRUE	TRUE
Two side conquering baseline	TRUE	TRUE	FALSE	TRUE
Conquering Policy	ICAM	POMO	ICAM	POMO

	Hyperparameter			
	KP	MIS(ER[700-800])	min-max mTSP	ATSP
Varying training size $N$	500-1,000	700-800	500-1,000	250-500
Varying training constraint	50-100	-	30-50	-
Sub-path scale $n$	100	200	100	50
$\alpha$ in training	50	35	25	30
$\beta$ in training	100	35	30	50
Epoch size	1,000	1,000	1,000	1,000
Epoch-time	25m	7m	42m	29m
Total epochs	120	1,000	200	300
DCR enable	FALSE	TRUE	TRUE	TRUE
Two side conquering baseline	FALSE	FALSE	FALSE	FALSE
Conquering Policy	ICAM	AGNN	DPN	MatNet

### D.2 Experiment on OVRP, MIS, ATSP, KP, and min-max mTSP

The main part of this paper has evaluated the proposed UDC on large-scale instances of 5 representative CO problems. In this section. We will further evaluate the proposed UDC on more CO problems. OVRP is a variant of CVRP that has been widely involved in recent multi-task NCO work [71, 72]. We introduce this problem to test UDC’s ability to handle open-loop TSP based on CVRP. MIS is a classic CO problem widely used to evaluate heatmap-based solvers [35], which can test the capability of UDC to handle CO problems on graphs. We also study ATSP, and due to the poor performance of ordinary queuing policies on ATSP, we employ the MatNet [70] to solve sub-ATSP. The experiment on ATSP can evaluate the flexibility of the UDC framework and its ability to process matrix-based data. We also employ KP to test the ability of UDC to handle CO problems without neighborhood properties. Most importantly, min-max mTSP is introduced to test the ability of UDC to handle problems with different aggregation functions (i.e., the max aggregation function) except for min-sum (i.e., objective functions of all the else 9 CO problems).

**Experiment on OVRP:** The experiment result is shown in Table 8. Compared to the current best NCO method [71] POMO (Trained on OVRP100 with settings in [71]), UDC demonstrates significant superiority in large-scale OVRP problems.

Table 8: Objective function (i.e., Obj.), Gap to the best algorithm (i.e., Gap), and solving time (i.e., Time) on 500-node (128 instances), 1,000-node (128 instances), and 2,000-node OVRP (16 instances). The best learning-based method is marked by shade.

Methods	OVRP500			OVRP1,000			OVRP2,000		
	Obj.	Gap	Time	Obj.	Gap	Time	Obj.	Gap	Time
LKH3	23.51	-	12	28.96	-	6s	39.88	-	6s
POMO	28.73	22.21%	1.5m	59.26	104.61%	16m	108.82	172.90%	16m
UDC- $x_2(\alpha=50)$	25.82	9.86%	1.4m	33.01	13.97%	3m	51.11	28.17%	42s
UDC- $x_{50}(\alpha=50)$	24.39	3.77%	7.9m	29.95	3.41%	15.5m	44.19	10.82%	4.5m
UDC- $x_{250}(\alpha=50)$	24.18	2.85%	34.5m	29.66	2.39%	1.1h	43.35	8.71%	20m

**Experiment on MIS:** The MIS problem is a widely adopted CO problem for heatmap-based solvers. UDC can also solve the MIS problem by employing AGNN as the conquering policy. Following DIFUSCO, we evaluate the proposed UDC on the Erdős-Rényi (ER) [73] dataset. Large-scale instances are too dense so there may be situations where there are no variables to solve in the conquering stage, so UDC is not suitable for large-scale ER graphs (ER [11,000-12,000],  $p=0.02$ ). We evaluate the MIS on ER[700-800] with  $p=0.15$ . We use the test set provided in [35], and the results on it are shown in Table9. UDC can also achieve good results on MIS after several conquering stages. Compared to the heatmap-based solver that originally relied on search algorithms, UDC shows better efficiency.

Table 9: Performance on 128-instance ER[700-800] test set (provided in DIMES [35]). All the results are reported in DIMES [35] DIFUSCO [39] and T2T [38].

Method	ER-[700-800]		
	Obj.	Gap.	Time
KaMIS*	44.87	-	52.13m
Gurobi*	41.38	7.78%	50.00m
hline Intel*	38.8	13.53%	20.00m
DGL*	37.26	16.96%	22.71m
LwD*	41.17	8.25%	6.33m
DIFUSCO-greedy*	38.83	13.46%	8.80m
DIMES-greedy*	38.24	14.78%	6.12m
T2T-greedy*	39.56	11.83%	8.53m
UDC- $x_2(\alpha=50)$	41.00	8.62%	40s
DIMES-MCTS*	42.06	6.26%	12.01m
DIFUSCO-MCTS*	41.12	8.36%	26.67m
T2T-MCTS*	41.37	7.80%	29.73m
UDC- $x_{50}(\alpha=50)$	42.88	4.44%	21.05m

**Experiment on ATSP:** On ATSP, we compare the proposed UDC to traditional solver OR-Tools, constructive solver MatNet, and neural divide-and-conquer method GLOP. Results on ATSP250 to ATSP1,000 are shown in Table 10 and results of MatNet and GLOP are reported from GLOP [13]. We follow the data generation method in MatNet [70] and such a data generation method is unavailable on larger scales (i.e., ATSP2,000). Results demonstrate the capability of UDC on large-scale ATSP and the superiority of UDC compared to GLOP. The advantage of performance contributes to the unified training scheme (ATSP of GLOP can be regarded as the separate training UDC.).

Table 10: Objective function (i.e., Obj.), Gap to the best algorithm (i.e., Gap), and solving time (i.e., Time) on 250-node (128 instances), 500-node (128 instances), and 1,000-node ATSP (16 instances).  $\alpha = 20$  for ATSP250 and ATSP500 and  $\alpha = 10$  for ATSP1,000.

Methods	ATSP250			ATSP500			ATSP1,000		
	Obj.	Gap	Time	Obj.	Gap	Time	Obj.	Gap	Time
OR-Tools	1.94	5.32%	1m	2.00	1.57%	2m	2.08	0.14%	2m
MatNet*	4.49	143.89%	-	-	-	-	-	-	-
GLOP*	2.10	14.07%	-	-	-	-	2.79	34.39%	-
UDC- $x_2$	1.96	6.63%	21s	2.05	3.92%	39s	2.16	3.85%	6s
UDC- $x_{50}$	1.84	-	7m	1.97	-	13m	2.08	-	1.5m



**Experiment on KP:** On KP, we involve OR-Tools (generally optimal on KP), POMO, and BQ as baselines. As shown in Table 11, compared to BQ and POMO, both the UDC- $\mathbf{x}_{50}(\alpha=1)$  and UDC- $\mathbf{x}_{250}(\alpha=1)$  exhibit the best learning-based performance on KP500 and KP1,000. Moreover, UDC demonstrates outstanding time efficiency on KP1,000 and larger-scale KPs.

Table 11: Objective function (i.e., Obj.), Gap to the best algorithm (i.e., Gap) on 500-node, 1,000-node (128 instances), and 2,000-node, 5,000-node KP (16 instances). OR-Tools can generate solutions in real time.

Method	KP500,C=50			KP1,000,C=100		
	Obj.	Gap	Time	Obj.	Gap	Time
OR-Tools	128.3690	-	-	258.2510	-	-
BQ	128.2786	0.07%	37s	258.0553	0.08%	4.4m
POMO	128.3156	0.04%	5s	254.5366	1.44%	27s
UDC- $\mathbf{x}_{50}(\alpha=1)$	128.3373	0.02%	14s	258.1838	0.03%	24s
UDC- $\mathbf{x}_{250}(\alpha=1)$	128.3583	0.01%	24s	258.2236	0.01%	56s

Method	KP2,000,C=200			KP5,000,C=500		
	Obj.	Gap	Time	Obj.	Gap	Time
OR-Tools	518.2880	-	-	1294.2263	-	-
UDC- $\mathbf{x}_{50}(\alpha=1)$	518.1653	0.02%	8s	1293.9041	0.02%	16.2s
UDC- $\mathbf{x}_{250}(\alpha=1)$	518.2337	0.01%	24s	1294.0966	0.01%	40s

**Experiment on min-max mTSP:** For min-max mTSP, we involve heuristic method hybrid genetic algorithm (HGA) [74] and LKH3, constructive method (parallel planning) DAN [45], Equity-Transformer [67] and DPN [60]. We use the dataset provided in DPN and the model of Equity-Transformer and DPN are finetuned on  $N=500$ ,  $M \in \{30, \dots, 50\}$ . The results in Table 12 demonstrate that the UDC can get outstanding results on CO problems with min-max objective functions as well.

Table 12: Objective function (i.e., Obj.), Gap to the best algorithm (i.e., Gap) on 500-node, 1,000-node min-max mTSP instances (100 instances). The best result is in bold.

min-max mTSP	N=500,M=30		N=500,M=50		N=1,000,M=50	
Methods	Obj.	Gap	Obj.	Gap	Obj.	Gap
HGA	<b>2.0061</b>	-	2.0061	0.00%	<b>2.0448</b>	-
LKH	2.0061	0.00%	2.0061	0.00%	2.0448	0.00%
DAN	2.2345	11.39%	2.1465	7.00%	2.3390	14.39%
Equity-Transformer-Finetune	2.0165	0.52%	2.0068	0.04%	2.0634	0.91%
DPN-Finetune	2.0065	0.02%	2.0061	0.00%	2.0452	0.02%
UDC- $\mathbf{x}_{50}(\alpha=1)$	2.0840	3.89%	2.1060	4.99%	2.1762	6.43%
UDC- $\mathbf{x}_{50}(\alpha=50)$	2.0087	0.13%	<b>2.0060</b>	-	2.0495	0.23%

### D.3 Experiments on Instances with Various Distributions.

The cross-distribution generalization ability of NCO solvers is necessary. So we evaluate the UDC on the Rotation distribution, and the Explosion distribution provided in Omni\_VRP [75] on TSP. The result is shown in Table 13, UDC demonstrates outstanding robustness on large-scale CO problems with different distributions.

Table 13: Experimental results on cross-distribution generalization. All four test sets are obtained from Omni\_VRP [75] and contain 128 instances. The runtime marked with an asterisk (\*) is proportionally adjusted (128/1,000) to match the size of our test datasets.

Method	TSP1,000, Rotation		TSP1,000, Explosion		CVRP1,000, Rotation		CVRP1,000, Explosion	
	Obj. (Gap)	Time	Obj. (Gap)	Time	Obj. (Gap)	Time	Obj. (Gap)	Time
Optimal	17.20 (0.00%)	-	15.63 (0.00%)	-	32.49 (0.00%)	-	32.31 (0.00%)	-
POMO aug $\times 8$	24.58 (42.84%)	8.5m	22.70(45.24%)	8.5m	64.22 (97.64%)	10.2m	59.52 (84.24%)	11.0m
Omni_VRP+FS*	19.53(14.30%)	49.9m	17.75(13.38%)	49.9m	35.60 (10.26%)	56.8m	35.25 (10.45%)	56.8m
ELG aug $\times 8$	19.09(10.97%)	15.6m	17.37 (11.16%)	13.7m	37.04(14.00%)	16.3m	36.48(12.92%)	16.6m
UDC- $\mathbf{x}_{250}(\alpha=1)$	18.19 (5.73%)	61s	16.76 (7.21%)	61s	34.91 (7.45%)	3.3m	34.75 (7.55%)	3.3m

## D.4 Experiments on Very Large-scale

This section evaluates the proposed UDC on very large-scale instances (i.e., 5,000-node, 7,000-node, and 10,000-node ones). On 5,000-node and 7,000-node CVRP, the proposed UDC- $\mathbf{x}_{250}(\alpha=1)$  variant still demonstrate better performance.

However, on very large-scale TSP (results shown in Table 15), the UDC fails to converge to an outstanding performance in testing. We find that this is mainly due to a significant decrease in effectiveness when generalizing the dividing policy to 10,000-node TSP instances. So, we substitute the dividing policy to the random insertion used in [13], as shown in 16, The UDC with random-insertion-based initial solution achieved outstanding results. The experimental results preliminarily verify that in some problems such as TSP, UDC may generate unreliable dividing policies when processing large-scale generalization. In this case, using other initial solutions with a similar shape to the optimal solution can also obtain high-quality solutions.

Table 14: Objective function (i.e., Obj.), Gap to the best algorithm (i.e., Gap) on 5,000-node, 7,000-node CVRP (100 instances) [12, 13]. The best result is in bold and the best learning-based method is marked in shade.

Methods	CVRP5,000			CVRP7,000		
	Obj.	Gap	Time	Obj.	Gap	Time
LKH3	175.7	28.53%	4.2h	245.0	30.17%	14h
BQ-greedy	139.8	2.32%	45m	-	-	-
LEHD-greedy	138.2	1.09%	3h	-	-	-
ICAM	136.9	0.19%	50m	-	-	-
TAM(LKH3)	144.6	5.80%	35m	196.9	4.61%	1h
TAM(HGS)	142.8	4.48%	1h	193.6	2.86%	1.5h
GLOP-G (LKH-3)	140.4	2.69%	8m	191.2	1.59%	10m
UDC- $\mathbf{x}_2(\alpha=1)$	167.1	22.27%	8m	248.9	32.22%	8m
UDC- $\mathbf{x}_{50}(\alpha=1)$	140.8	2.99%	9m	195.8	4.03%	13m
UDC- $\mathbf{x}_{250}(\alpha=1)$	<b>136.7</b>	-	16m	<b>188.2</b>	-	21.4m

Table 15: Objective function (i.e., Obj.), Gap to the best algorithm (i.e., Gap) on 5,000-node (128 instances), 10,000-node TSP instances (16 instances). The best result is in bold and the best learning-based method is marked in shade.

Methods	TSP5,000			TSP10,000		
	Obj.	Gap	Time	Obj.	Gap	Time
LKH3	<b>50.9</b>	-	12m	<b>71.8</b>	-	1h
BQ	58.1	14.10%	8m	-	-	-
LEHD	59.2	16.23%	20m	-	-	-
ICAM	60.3	18.34%	8m	-	-	-
GLOP-more revision	53.3	4.54%	21m	75.3	4.90%	1.8m
SO-mixed*	52.6	3.25%	55m	74.3	3.52%	2h
H-TSP	55.0	7.99%	26s	77.8	8.33%	50s
UDC- $\mathbf{x}_2(\alpha=1)$	56.2	10.28%	1.6m	82.1	14.35%	7m
UDC- $\mathbf{x}_{50}(\alpha=1)$	54.5	7.06%	2.6m	79.2	10.41%	7m

## E Ablation Study

### E.1 Ablation Study on $\alpha$ (Sampled Initia Solutions)

In this section, we demonstrate the different effectiveness of UDC related to the numbers of initial solutions (i.e.,  $\alpha$ ) for each designed CO problem. We use different  $\alpha$  values to test the TSP, CVRP, OP, PCTSP, and SPCTSP (CO problems evaluated in the main paper) on their original test set. Table 17 exhibits the test results with different  $\alpha$ . Results with  $\alpha = 50$  always demonstrate significantly higher performance and much more time consumption.

However, the sensitivity of  $\alpha$  on performance varies among different CO problems. In some problems, the differences between results with  $\alpha = 50$  and results with  $\alpha = 1$  appear to be more significant.

Table 16: Objective function (i.e., Obj.), Gap to the best algorithm (i.e., Gap) on 10,000-node, 100,000-node TSP instances (16 instances). The best result is in bold and the best learning-based method is marked in shade. We use the TSP100,000 result reported in GLOP [13] on probably a different test set.

Methods	TSP10,000			TSP100,000		
	Obj.	Gap	Time	Obj.	Gap	Time
LKH3	<b>71.8</b>	-	1h	<b>226.4*</b>	-	8.1h
DIMES+S	86.3	20.18%	3.1m	286.1*	26.37%*	2.0m
GLOP-more revision	75.3	4.90%	1.8m	238.0*	5.12%*	2.8m
UDC- $\mathbf{x}_{50}(\alpha=1)$	74.7	4.11%	18s	235.8	4.15%	3.5m
UDC- $\mathbf{x}_{250}(\alpha=1)$	74.7	4.03%	1m	235.6	4.05%	11.5m

Table 17: Objective function (i.e., Obj.), Gap to the best algorithm (i.e., Gap) on 500-node, 1,000-node, and 2,000-node instances.

Methods	TSP500			TSP1,000			TSP2,000		
	Obj.	Gap	Time	Obj.	Gap	Time	Obj.	Gap	Time
LKH3	16.52	-	5.5m	23.12	-	24m	32.45	-	1h
UDC- $\mathbf{x}_2(\alpha=1)$	17.12	3.62%	10s	24.06	4.05%	18s	34.44	6.13%	48s
UDC- $\mathbf{x}_{50}(\alpha=1)$	16.92	2.41%	14s	23.68	2.42%	26s	33.60	3.54%	1.1m
UDC- $\mathbf{x}_2(\alpha=50)$	16.94	2.54%	20s	23.79	2.92%	32s	34.14	5.19%	23s
UDC- $\mathbf{x}_{50}(\alpha=50)$	16.78	1.58%	4m	23.53	1.78%	8m	33.26	2.49%	15m
Methods	CVRP500			CVRP1,000			CVRP2,000		
	Obj.	Gap	Time	Obj.	Gap	Time	Obj.	Gap	Time
LKH3	37.23	-	7.1h	46.40	8.18%	14m	64.90	8.14%	20min
UDC- $\mathbf{x}_2(\alpha=1)$	40.64	9.15%	1m	46.91	9.09%	2m	68.86	14.74%	3.1m
UDC- $\mathbf{x}_{50}(\alpha=1)$	38.68	3.89%	1.2m	43.98	2.28%	2.2m	62.10	3.48%	3.5m
UDC- $\mathbf{x}_{250}(\alpha=1)$	38.32	2.93%	2.1m	43.46	1.06%	3.4m	61.03	1.70%	5.5m
UDC- $\mathbf{x}_2(\alpha=50)$	40.05	7.57%	1m	46.09	7.18%	2.1m	65.26	8.75%	5m
UDC- $\mathbf{x}_{50}(\alpha=50)$	38.35	3.01%	9.6m	43.48	1.11%	14m	60.94	1.55%	23m
UDC- $\mathbf{x}_{250}(\alpha=50)$	38.00	2.06%	1.1h	43.00	-	1.1h	60.01	-	2.15h
Methods	OP500			OP1,000			OP2,000		
	Obj.	Gap	Time	Obj.	Gap	Time	Obj.	Gap	Time
EA4OP	81.70	-	7.4m	117.70	-	63.4m	167.74	-	38.4m
UDC- $\mathbf{x}_2(\alpha=1)$	75.28	7.86%	17s	109.42	7.03%	25s	135.34	19.32%	5s
UDC- $\mathbf{x}_{50}(\alpha=1)$	78.02	4.51%	23s	111.72	5.08%	23s	139.25	16.99%	8s
UDC- $\mathbf{x}_{250}(\alpha=1)$	79.27	2.98%	48s	113.27	3.76%	1.1m	144.10	14.09%	21s
UDC- $\mathbf{x}_2(\alpha=50)$	75.61	7.46%	25s	110.25	6.33%	40s	147.48	12.08%	10s
UDC- $\mathbf{x}_{50}(\alpha=50)$	78.55	3.86%	5m	112.59	4.34%	9.5m	151.89	9.45%	2m
UDC- $\mathbf{x}_{250}(\alpha=50)$	79.81	2.32%	24m	114.16	3.01%	47m	159.10	5.15%	11m
Methods	PCTSP500			PCTSP1,000			PCTSP2,000		
	Obj.	Gap	Time	Obj.	Gap	Time	Obj.	Gap	Time
OR-Tools*	14.40	10.19%	16h	20.60	13.34%	16h	-	-	-
UDC- $\mathbf{x}_2(\alpha=1)$	13.95	6.78%	34s	19.50	7.30%	1m	27.22	8.87%	18s
UDC- $\mathbf{x}_{50}(\alpha=1)$	13.25	1.39%	42s	18.46	1.59%	1.3m	25.46	1.81%	23s
UDC- $\mathbf{x}_{250}(\alpha=1)$	13.17	0.74%	80s	18.29	0.61%	-	25.04	0.12%	53s
UDC- $\mathbf{x}_2(\alpha=50)$	13.80	5.61%	40s	19.32	6.32%	1.6m	26.76	7.02%	24s
UDC- $\mathbf{x}_{50}(\alpha=50)$	13.15	0.63%	7m	18.33	0.86%	15m	25.22	0.85%	3.4m
UDC- $\mathbf{x}_{250}(\alpha=50)$	13.07	-	40m	18.18	-	70m	25.01	-	17.6m
Methods	SPCTSP500			SPCTSP1,000			SPCTSP2,000		
	Obj.	Gap	Time	Obj.	Gap	Time	Obj.	Gap	Time
UDC- $\mathbf{x}_2(\alpha=1)$	14.21	8.20%	42s	20.01	9.04%	1.1m	28.15	11.15%	20s
UDC- $\mathbf{x}_{50}(\alpha=1)$	13.40	2.04%	1m	18.93	3.11%	1.4m	26.24	3.60%	29s
UDC- $\mathbf{x}_{250}(\alpha=1)$	13.24	0.82%	2.3m	18.54	1.03%	2.6m	25.38	0.22%	1.1m
UDC- $\mathbf{x}_2(\alpha=50)$	14.05	6.98%	40s	19.74	7.52%	1.6m	27.98	10.48%	24s
UDC- $\mathbf{x}_{50}(\alpha=50)$	13.27	1.01%	7m	18.71	1.91%	15m	26.17	3.34%	3.4m
UDC- $\mathbf{x}_{250}(\alpha=50)$	13.13	-	40m	18.35	-	70m	25.33	-	17.6m

In TSP, CVRP, and OP, the setting of  $\alpha = 50$  exhibits a significant effect, while in PCTSP and SPCTSP, using more initial solutions shows no significant effect. Moreover, On 2,000-node problems TSP, CVRP, and OP, the effect of  $\alpha = 50$  is particularly pronounced. Since the difference in initial solutions is entirely due to the sampling of dividing policy, a more significant distinction between  $\alpha = 50$  and  $\alpha = 1$  variants might mean that the initial solution prediction is more difficult in these instances. Meanwhile, the more significant difference in 2,000-node instances indicates that compared to (S)PCTSP, the dividing policy has worse scaling ability on TSP, CVRP, and OP.

## E.2 Ablation Study on $r$ (Convergence Speed In Testing)

The proposed UDC adopts a multi-conquering stage ( $r$  stages) as common variants. Therefore, the effectiveness of our testing phase is closely related to the testing time. We record the iterative convergence curves of the objective function value (i.e., Obj.) during testing TSP1,000, CVRP1,000, and PCTSP1,000 with UDC( $\alpha=1$ ), UDC( $\alpha=50$ ), GLOP [13], LEHD (RRC) [8], and DIFUSCO [39]. The results are shown in Figure 6, and curves are generated under the same test set and similar computation resources. We can obtain the following conclusions:

1. For the two variants of UDC, UDC( $\alpha=1$ ) can generate better solutions compared to UDC( $\alpha=50$ ) in a limited period but more quickly traps in local optima and stops optimizing. For PCTSP, there is no significant difference in the final convergence result between the two versions.
2. Compared to the advanced neural divide-and-conquer method GLOP, the objective functions of both the two UDC variants significantly lead when going through the same testing time, and the final convergence results of UDC variants are better.
3. Compared with the search-enabled heatmap-based method DIFUSCO, although the heatmap-based method can ultimately obtain a superior value of the objective function through a sufficient search on TSP, the two variants of UDC lead in the value of the objective function in a finite period.
4. Compared to the SL-based sub-path solver LEHD with RRC [8], the RL-based UDC( $\alpha=50$ ) variant demonstrates competitive objective function values on CVRP, while both the two variants of UDC show higher efficiency on TSP and CVRP.

## E.3 Ablation Study on Components

In the main part, we have shown the result of the ablation study on the unified training scheme and the conquering policy, demonstrating the superiority of the unified training scheme and the flexibility in selecting a model for the conquering policy.

In this sub-section, we conduct experiments to demonstrate the necessity of three other components of UDC, including the Reunion step in the DCR training method, and the coordinate transformation& constraint normalization in the conquering stage.

Figure 5(a)(b) compares the training efficiency of the Original UDC to the UDC variant without the Reunion step in DCR (i.e., the w/o Reunion in the DCR variant) and the UDC variant without the coordinate transformation (i.e., normalization) in the conquering stage (i.e., the w/o Norm in the Conquering Stage). The training curve on both TSP500 and TSP 1,000 demonstrates the significance of both two components and the Reunion step seems more significant for a better training convergency.

Moreover, we also evaluate the significance of constraint normalization on SPCTSP and PCTSP. As shown in Figure 5(c), The final performance after 250 epochs and training efficiency of UDC is strongly nerfed without the normalization on the total prize lower-bound in sub-(S)PCTSPs.

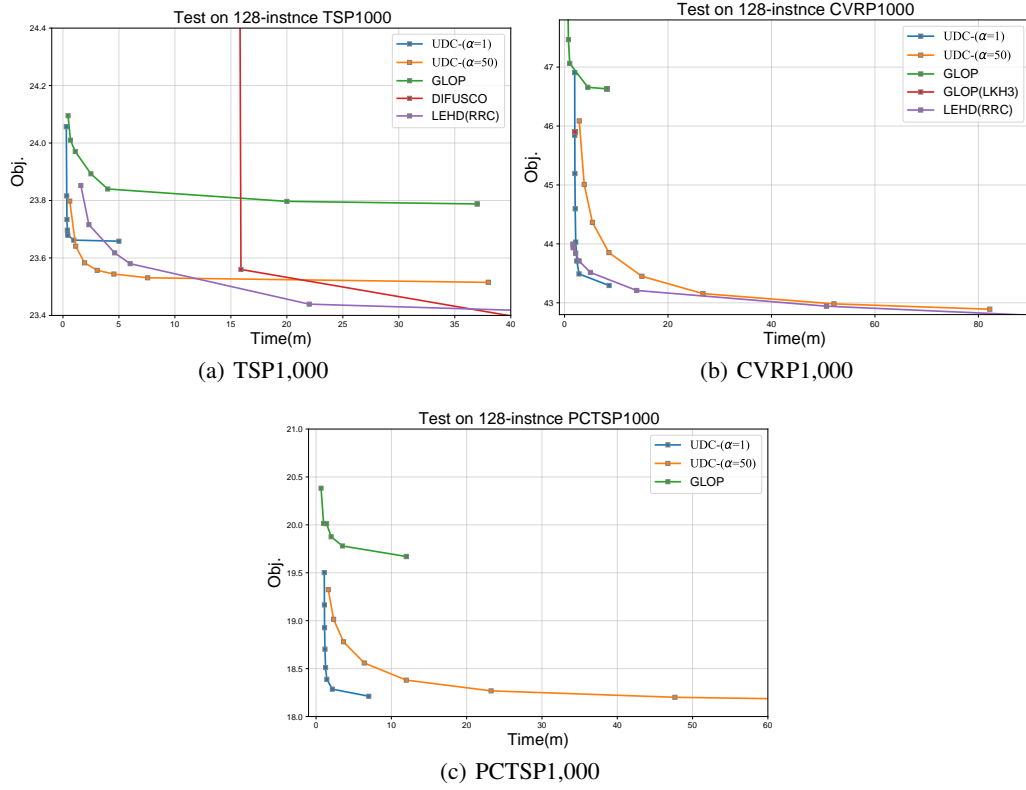


Figure 5: Testing curves for ablation study.

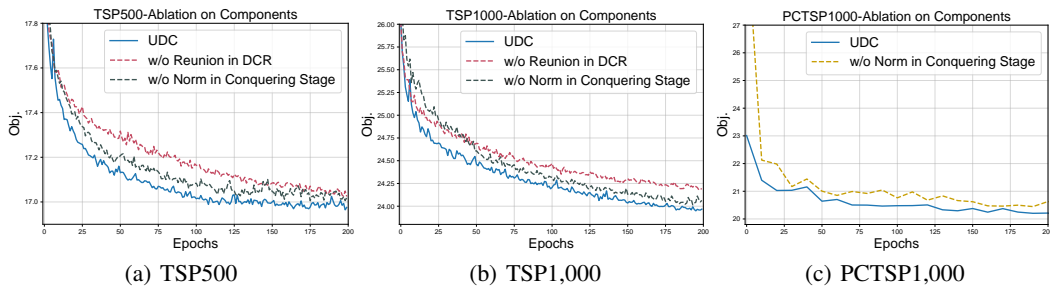


Figure 6: Training curves for ablation study.

## F Visualization

In this section, we provide visualization to explain our procedure and show our effectiveness directly. As shown in 7, 8, and 9, respectively. Figures exhibit the initial solution, optimal solution, and reported solutions (i.e.,  $\text{UDC-}x_2(\alpha=50)$ ,  $\text{UDC-}x_{50}(\alpha=50)$ , and  $\text{UDC-}x_{250}(\alpha=50)$ ). The singular shape of initial solutions verifies our estimation that the dividing policy is mainly not to obtain a shorter predicted path, but to predict an initial solution that is easier to improve to the optimal solution by the following conquering stage. In addition, these examples also preliminarily verify that our trained UDC can handle large-scale TSP, CVRP, and OP problems well after several rounds of conquering.




Figure 7: Visualization of TSP solutions on a random TSP instance, Obj. represents the objective function. The colors in subfigure (a)(b) represent sub-problems.






Figure 8: Visualization of CVRP solutions on a SetX CVRPLib instance X-n1001-k43, Gap represents the gap of objective function compared to optimal. The colors in subfigure (a)(b) represent sub-problems.

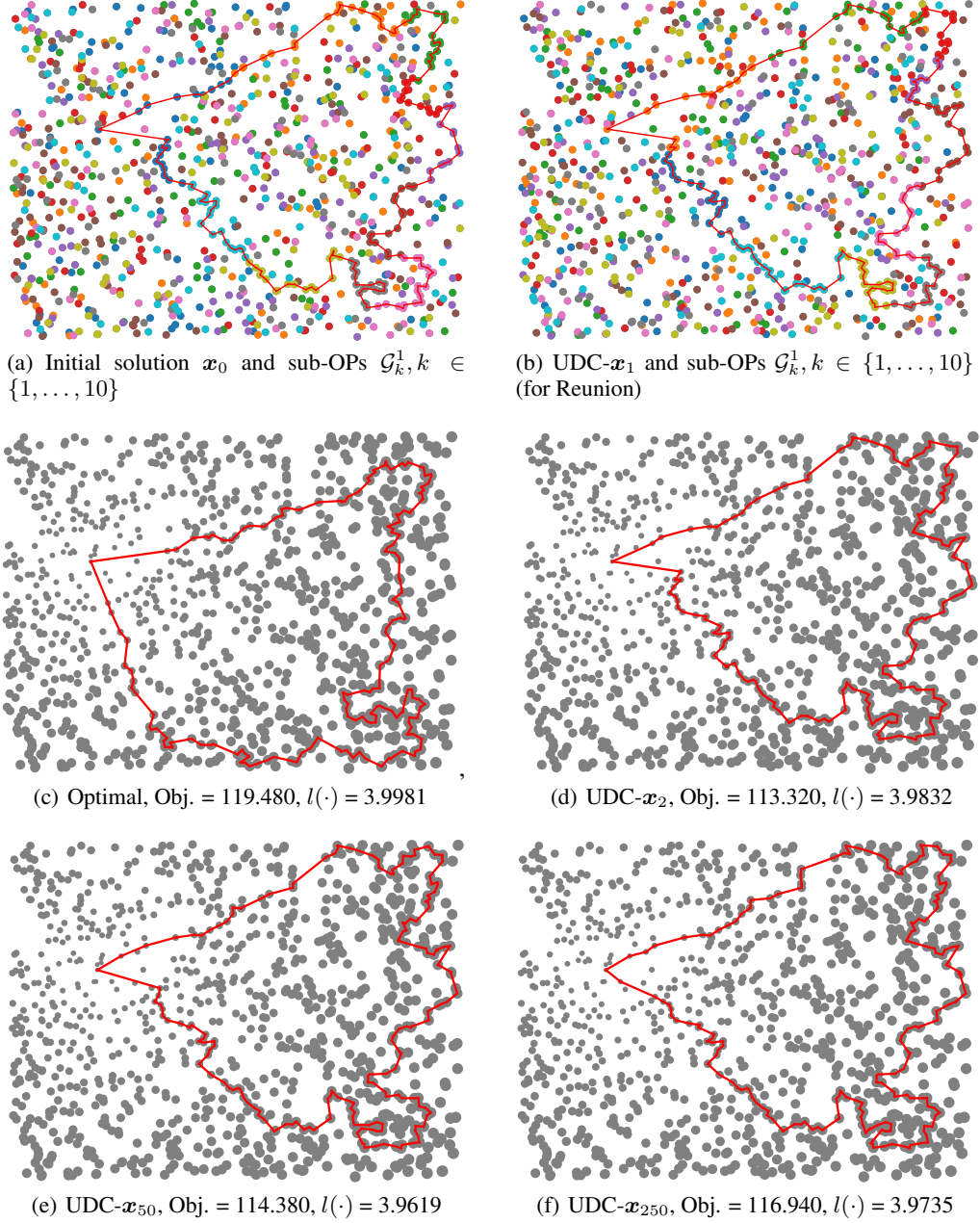


Figure 9: Visualization of OP solutions on a random OP instance, the size of nodes from sub-figure (c) to (f) represents their values  $\rho_i$ . Obj. represents the objective function and  $l(\cdot)$  is the length of solution defined in Eq. (10). The colors in subfigure (a)(b) represent sub-problems.



## G Baselines & License

**Classical solvers.** For LKH3, We adopt the commonly used setting in the NCO methods [50] and implement the LKH3 in TSP, CVRP, OVRP, ATSP, and min-max mTSP based on the code from <https://github.com/wouterkool/attention-learn-to-route>. For min-max mTSP MAX\_CANDIDATES is set to 6, and for OVRP VEHICLE is set to 100. In min-max mTSP, the implemented HGA algorithm is given in <https://github.com/Sasanm88/m-TSP>. For OR-Tools, we implement the code in <https://developers.google.com/optimization/pack/knapsack?hl=zh-cn> for KP. EA4OP <https://github.com/gkobeaga/op-solver> is also implemented in OP.

**SL-based sub-path solvers** SL-based sub-path solvers contain the LEHD [8] and BQ [14]. In addressing OP by BQ, we use the reported gap to EA4OP in the BQ paper.

**RL-based constructive solvers** This paper involves AM [50], POMO [5], ELG [12], ICAM [16], MDAM [51], MatNet [70], Omni\_VRP [75], and Sym-NCO [59] as baselines. Constructive solver DAN [45], DPN [60] and Equity-Transformer [67] are employed for min-max mTSP, and MatNet is specially employed for ATSP.

For POMO, ELG, Omni\_VRP, and ICAM, We use multi-start with x8 augmentation for CO instances with size  $N \leq 1,000$  and multi-start with no augmentation for instances with  $N > 1,000$  [16]. Specifically, the ELG aug $\times 8$  in Table 4 adopts a special setting given in its paper [76]. We adopt 200-augmentation for Sym-NCO on CO problems with size  $N \leq 1,000$  and 100-augmentation on 2,000-node CO problems.

**Heatmap-based** For all involved heatmap-based solvers (i.e., Attn-MCTS [37], DIMES [35], DIFUSCO [39], and T2T [38]), we adopt the report results for comparison.

**Neural divide-and-conquer methods** We implement H-TSP [20] and GLOP [13] for test sets. For L2D, TAM, and SO, we list their reported results in comparisons. The random insertion in 16 is generated based on code in GLOP <https://github.com/henry-yeh/GLOP>

For datasets, we use the benchmark TSPLib, CVRPLib, and two provided test sets in DIMES [https://github.com/DIMESTeam/DIMES?utm\\_source=catalyzex.com](https://github.com/DIMESTeam/DIMES?utm_source=catalyzex.com) (MIS) and Omni\_VRP <https://github.com/RoyalSkye/Omni-VRP> (TSP & CVRP).

Table 18: A summary of licenses.

Resources	Type	License
LKH3	Code	Available for academic research use
HGA	Code	Available online
OR-Tools	Code	Apache License, Version 2.0
LEHD	Code	Available for any non-commercial use
BQ	Code	CC BY-NC-SA 4.0 license
AM	Code	MIT License
POMO	Code	MIT License
ELG	Code	MIT License
MDAM	Code	MIT License
Sym-NCO	Code	Available online
MatNet	Code	MIT License
Omni_VRP	Code	MIT License
DAN	Code	MIT License
Equity-Transformer	Code	Available online
H-TSP	Code	Available for academic research use
GLOP	Code	MIT License
TSPLib	Dataset	Available for any non-commercial use
CVRPLib [53, 54]	Dataset	Available for any non-commercial use
Omni_VRP	Dataset	MIT License
DIMES	Dataset	MIT License

The licenses for codes and datasets used in this work are listed in Table 18.

## NeurIPS Paper Checklist

### 1. Claims

Question: Do the main claims made in the abstract and introduction accurately reflect the paper's contributions and scope?

Answer: [\[Yes\]](#)

Justification: Yes, the main claims made in the abstract and introduction accurately reflect the contributions and scope of the paper.

Guidelines:

- The answer NA means that the abstract and introduction do not include the claims made in the paper.
- The abstract and/or introduction should clearly state the claims made, including the contributions made in the paper and important assumptions and limitations. A No or NA answer to this question will not be perceived well by the reviewers.
- The claims made should match theoretical and experimental results, and reflect how much the results can be expected to generalize to other settings.
- It is fine to include aspirational goals as motivation as long as it is clear that these goals are not attained by the paper.

### 2. Limitations

Question: Does the paper discuss the limitations of the work performed by the authors?

Answer: [\[Yes\]](#)

Justification: Yes, the paper discusses the limitations of the work in the last section (i.e., Section 6 Conclusion and Future Work).

Guidelines:

- The answer NA means that the paper has no limitation while the answer No means that the paper has limitations, but those are not discussed in the paper.
- The authors are encouraged to create a separate "Limitations" section in their paper.
- The paper should point out any strong assumptions and how robust the results are to violations of these assumptions (e.g., independence assumptions, noiseless settings, model well-specification, asymptotic approximations only holding locally). The authors should reflect on how these assumptions might be violated in practice and what the implications would be.
- The authors should reflect on the scope of the claims made, e.g., if the approach was only tested on a few datasets or with a few runs. In general, empirical results often depend on implicit assumptions, which should be articulated.
- The authors should reflect on the factors that influence the performance of the approach. For example, a facial recognition algorithm may perform poorly when image resolution is low or images are taken in low lighting. Or a speech-to-text system might not be used reliably to provide closed captions for online lectures because it fails to handle technical jargon.
- The authors should discuss the computational efficiency of the proposed algorithms and how they scale with dataset size.
- If applicable, the authors should discuss possible limitations of their approach to address problems of privacy and fairness.
- While the authors might fear that complete honesty about limitations might be used by reviewers as grounds for rejection, a worse outcome might be that reviewers discover limitations that aren't acknowledged in the paper. The authors should use their best judgment and recognize that individual actions in favor of transparency play an important role in developing norms that preserve the integrity of the community. Reviewers will be specifically instructed to not penalize honesty concerning limitations.

### 3. Theory Assumptions and Proofs

Question: For each theoretical result, does the paper provide the full set of assumptions and a complete (and correct) proof?

Answer: [NA]

Justification: The paper does not include theoretical results.

Guidelines:

- The answer NA means that the paper does not include theoretical results.
- All the theorems, formulas, and proofs in the paper should be numbered and cross-referenced.
- All assumptions should be clearly stated or referenced in the statement of any theorems.
- The proofs can either appear in the main paper or the supplemental material, but if they appear in the supplemental material, the authors are encouraged to provide a short proof sketch to provide intuition.
- Inversely, any informal proof provided in the core of the paper should be complemented by formal proofs provided in appendix or supplemental material.
- Theorems and Lemmas that the proof relies upon should be properly referenced.

#### 4. Experimental Result Reproducibility

Question: Does the paper fully disclose all the information needed to reproduce the main experimental results of the paper to the extent that it affects the main claims and/or conclusions of the paper (regardless of whether the code and data are provided or not)?

Answer: [Yes]

Justification: The implementation and experiment details are presented in both the main paper (Section 4) and Appendix D and we will publish the code, datasets, and pre-trained models upon publication.

Guidelines:

- The answer NA means that the paper does not include experiments.
- If the paper includes experiments, a No answer to this question will not be perceived well by the reviewers: Making the paper reproducible is important, regardless of whether the code and data are provided or not.
- If the contribution is a dataset and/or model, the authors should describe the steps taken to make their results reproducible or verifiable.
- Depending on the contribution, reproducibility can be accomplished in various ways. For example, if the contribution is a novel architecture, describing the architecture fully might suffice, or if the contribution is a specific model and empirical evaluation, it may be necessary to either make it possible for others to replicate the model with the same dataset, or provide access to the model. In general, releasing code and data is often one good way to accomplish this, but reproducibility can also be provided via detailed instructions for how to replicate the results, access to a hosted model (e.g., in the case of a large language model), releasing of a model checkpoint, or other means that are appropriate to the research performed.
- While NeurIPS does not require releasing code, the conference does require all submissions to provide some reasonable avenue for reproducibility, which may depend on the nature of the contribution. For example
  - (a) If the contribution is primarily a new algorithm, the paper should make it clear how to reproduce that algorithm.
  - (b) If the contribution is primarily a new model architecture, the paper should describe the architecture clearly and fully.
  - (c) If the contribution is a new model (e.g., a large language model), then there should either be a way to access this model for reproducing the results or a way to reproduce the model (e.g., with an open-source dataset or instructions for how to construct the dataset).
  - (d) We recognize that reproducibility may be tricky in some cases, in which case authors are welcome to describe the particular way they provide for reproducibility. In the case of closed-source models, it may be that access to the model is limited in some way (e.g., to registered users), but it should be possible for other researchers to have some path to reproducing or verifying the results.

#### 5. Open access to data and code

Question: Does the paper provide open access to the data and code, with sufficient instructions to faithfully reproduce the main experimental results, as described in supplemental material?

Answer: [Yes]

Justification: We provide the code of TSP and CVRP in the supplementary file.

Guidelines:

- The answer NA means that paper does not include experiments requiring code.
- Please see the NeurIPS code and data submission guidelines (<https://nips.cc/public/guides/CodeSubmissionPolicy>) for more details.
- While we encourage the release of code and data, we understand that this might not be possible, so “No” is an acceptable answer. Papers cannot be rejected simply for not including code, unless this is central to the contribution (e.g., for a new open-source benchmark).
- The instructions should contain the exact command and environment needed to run to reproduce the results. See the NeurIPS code and data submission guidelines (<https://nips.cc/public/guides/CodeSubmissionPolicy>) for more details.
- The authors should provide instructions on data access and preparation, including how to access the raw data, preprocessed data, intermediate data, and generated data, etc.
- The authors should provide scripts to reproduce all experimental results for the new proposed method and baselines. If only a subset of experiments are reproducible, they should state which ones are omitted from the script and why.
- At submission time, to preserve anonymity, the authors should release anonymized versions (if applicable).
- Providing as much information as possible in supplemental material (appended to the paper) is recommended, but including URLs to data and code is permitted.

## 6. Experimental Setting/Details

Question: Does the paper specify all the training and test details (e.g., data splits, hyperparameters, how they were chosen, type of optimizer, etc.) necessary to understand the results?

Answer: [Yes]

Justification: Settings of both the testing and training are detailed in Section Experiment 4, Appendix B, and Appendix C.

Guidelines:

- The answer NA means that the paper does not include experiments.
- The experimental setting should be presented in the core of the paper to a level of detail that is necessary to appreciate the results and make sense of them.
- The full details can be provided either with the code, in appendix, or as supplemental material.

## 7. Experiment Statistical Significance

Question: Does the paper report error bars suitably and correctly defined or other appropriate information about the statistical significance of the experiments?

Answer: [No]

Justification: The neural combinatorial optimization (NCO) methods typically only report the mean value or the gap to optimal (or best-known solution) in statistics. Our method does not include randomness with all seeds set to 1234.

Guidelines:

- The answer NA means that the paper does not include experiments.
- The authors should answer "Yes" if the results are accompanied by error bars, confidence intervals, or statistical significance tests, at least for the experiments that support the main claims of the paper.

- The factors of variability that the error bars are capturing should be clearly stated (for example, train/test split, initialization, random drawing of some parameter, or overall run with given experimental conditions).
- The method for calculating the error bars should be explained (closed form formula, call to a library function, bootstrap, etc.)
- The assumptions made should be given (e.g., Normally distributed errors).
- It should be clear whether the error bar is the standard deviation or the standard error of the mean.
- It is OK to report 1-sigma error bars, but one should state it. The authors should preferably report a 2-sigma error bar than state that they have a 96% CI, if the hypothesis of Normality of errors is not verified.
- For asymmetric distributions, the authors should be careful not to show in tables or figures symmetric error bars that would yield results that are out of range (e.g. negative error rates).
- If error bars are reported in tables or plots, The authors should explain in the text how they were calculated and reference the corresponding figures or tables in the text.

## 8. Experiments Compute Resources

Question: For each experiment, does the paper provide sufficient information on the computer resources (type of compute workers, memory, time of execution) needed to reproduce the experiments?

Answer: [Yes]

Justification: We have presented in the text the details of the time required for each experiment (see Section 4, Appendix D), the GPU required for the experiment (Tesla V100S, see Section 4), and other compute resources.

Guidelines:

- The answer NA means that the paper does not include experiments.
- The paper should indicate the type of compute workers CPU or GPU, internal cluster, or cloud provider, including relevant memory and storage.
- The paper should provide the amount of compute required for each of the individual experimental runs as well as estimate the total compute.
- The paper should disclose whether the full research project required more compute than the experiments reported in the paper (e.g., preliminary or failed experiments that didn't make it into the paper).

## 9. Code Of Ethics

Question: Does the research conducted in the paper conform, in every respect, with the NeurIPS Code of Ethics <https://neurips.cc/public/EthicsGuidelines>?

Answer: [Yes]

Justification: This paper is conducted fully in the paper conform, especially NeurIPS Code of Ethics.

Guidelines:

- The answer NA means that the authors have not reviewed the NeurIPS Code of Ethics.
- If the authors answer No, they should explain the special circumstances that require a deviation from the Code of Ethics.
- The authors should make sure to preserve anonymity (e.g., if there is a special consideration due to laws or regulations in their jurisdiction).

## 10. Broader Impacts

Question: Does the paper discuss both potential positive societal impacts and negative societal impacts of the work performed?

Answer: [No]

Justification: This work is about solving and optimizing CO problems, which has the opportunity to assist with real-world applications. It seems to have no negative social impact.

Guidelines:

- The answer NA means that there is no societal impact of the work performed.
- If the authors answer NA or No, they should explain why their work has no societal impact or why the paper does not address societal impact.
- Examples of negative societal impacts include potential malicious or unintended uses (e.g., disinformation, generating fake profiles, surveillance), fairness considerations (e.g., deployment of technologies that could make decisions that unfairly impact specific groups), privacy considerations, and security considerations.
- The conference expects that many papers will be foundational research and not tied to particular applications, let alone deployments. However, if there is a direct path to any negative applications, the authors should point it out. For example, it is legitimate to point out that an improvement in the quality of generative models could be used to generate deepfakes for disinformation. On the other hand, it is not needed to point out that a generic algorithm for optimizing neural networks could enable people to train models that generate Deepfakes faster.
- The authors should consider possible harms that could arise when the technology is being used as intended and functioning correctly, harms that could arise when the technology is being used as intended but gives incorrect results, and harms following from (intentional or unintentional) misuse of the technology.
- If there are negative societal impacts, the authors could also discuss possible mitigation strategies (e.g., gated release of models, providing defenses in addition to attacks, mechanisms for monitoring misuse, mechanisms to monitor how a system learns from feedback over time, improving the efficiency and accessibility of ML).

## 11. Safeguards

Question: Does the paper describe safeguards that have been put in place for responsible release of data or models that have a high risk for misuse (e.g., pretrained language models, image generators, or scraped datasets)?

Answer: [NA]

Justification: The paper poses no such risks.

Guidelines:

- The answer NA means that the paper poses no such risks.
- Released models that have a high risk for misuse or dual-use should be released with necessary safeguards to allow for controlled use of the model, for example by requiring that users adhere to usage guidelines or restrictions to access the model or implementing safety filters.
- Datasets that have been scraped from the Internet could pose safety risks. The authors should describe how they avoided releasing unsafe images.
- We recognize that providing effective safeguards is challenging, and many papers do not require this, but we encourage authors to take this into account and make a best faith effort.

## 12. Licenses for existing assets

Question: Are the creators or original owners of assets (e.g., code, data, models), used in the paper, properly credited and are the license and terms of use explicitly mentioned and properly respected?

Answer: [Yes]

Justification: We list the licenses in Appendix G.

Guidelines:

- The answer NA means that the paper does not use existing assets.
- The authors should cite the original paper that produced the code package or dataset.
- The authors should state which version of the asset is used and, if possible, include a URL.
- The name of the license (e.g., CC-BY 4.0) should be included for each asset.

- For scraped data from a particular source (e.g., website), the copyright and terms of service of that source should be provided.
- If assets are released, the license, copyright information, and terms of use in the package should be provided. For popular datasets, [paperswithcode.com/datasets](https://paperswithcode.com/datasets) has curated licenses for some datasets. Their licensing guide can help determine the license of a dataset.
- For existing datasets that are re-packaged, both the original license and the license of the derived asset (if it has changed) should be provided.
- If this information is not available online, the authors are encouraged to reach out to the asset's creators.

### 13. **New Assets**

Question: Are new assets introduced in the paper well documented and is the documentation provided alongside the assets?

Answer: [\[Yes\]](#)

Justification: The new assets introduced in the paper are well documented and the documentation is provided alongside the assets (See Appendix G).

Guidelines:

- The answer NA means that the paper does not release new assets.
- Researchers should communicate the details of the dataset/code/model as part of their submissions via structured templates. This includes details about training, license, limitations, etc.
- The paper should discuss whether and how consent was obtained from people whose asset is used.
- At submission time, remember to anonymize your assets (if applicable). You can either create an anonymized URL or include an anonymized zip file.

### 14. **Crowdsourcing and Research with Human Subjects**

Question: For crowdsourcing experiments and research with human subjects, does the paper include the full text of instructions given to participants and screenshots, if applicable, as well as details about compensation (if any)?

Answer: [\[NA\]](#)

Justification: The paper does not involve crowdsourcing nor research with human subjects.

Guidelines:

- The answer NA means that the paper does not involve crowdsourcing nor research with human subjects.
- Including this information in the supplemental material is fine, but if the main contribution of the paper involves human subjects, then as much detail as possible should be included in the main paper.
- According to the NeurIPS Code of Ethics, workers involved in data collection, curation, or other labor should be paid at least the minimum wage in the country of the data collector.

### 15. **Institutional Review Board (IRB) Approvals or Equivalent for Research with Human Subjects**

Question: Does the paper describe potential risks incurred by study participants, whether such risks were disclosed to the subjects, and whether Institutional Review Board (IRB) approvals (or an equivalent approval/review based on the requirements of your country or institution) were obtained?

Answer: [\[NA\]](#)

Justification: The paper does not involve crowdsourcing nor research with human subjects.

Guidelines:

- The answer NA means that the paper does not involve crowdsourcing nor research with human subjects.

- Depending on the country in which research is conducted, IRB approval (or equivalent) may be required for any human subjects research. If you obtained IRB approval, you should clearly state this in the paper.
- We recognize that the procedures for this may vary significantly between institutions and locations, and we expect authors to adhere to the NeurIPS Code of Ethics and the guidelines for their institution.
- For initial submissions, do not include any information that would break anonymity (if applicable), such as the institution conducting the review.