

Untangling the Unrestricted Web: Automatic Identification of Multilingual Registers

Erik Henriksson
University of Turku

Amanda Myntti
University of Turku

Anni Eskelinen
University of Turku

Selcen Erten-Johansson
University of Turku

Saara Hellström
University of Turku

Veronika Laippala
University of Turku

This article explores deep learning models for the automatic identification of registers—text varieties such as news reports and discussion forums—in web-based datasets across 16 languages. Identifying web registers, or genres, is crucial for understanding the content of web-scale datasets, which have become essential in corpus and computational linguistics. Despite recent advances, the full potential of register classifiers in the noisy, unrestricted web remains largely unexplored, particularly in multilingual settings. We experiment with various deep learning models using the Multilingual CORE corpora, newly introduced in this article, which includes 16 languages annotated with a detailed, hierarchical taxonomy of 25 registers designed to cover the entire web. Our classifiers achieve state-of-the-art results using a multi-label approach, demonstrating that competitive performance is possible using a relatively complex register taxonomy. However, all models hit a performance ceiling at approximately 80% F1 score, which we attribute to the non-discrete nature of web registers and the inherent uncertainty in labeling some documents. By pruning ambiguous examples, we enhance model performance to over 90%. Additionally, multilingual models consistently outperform monolingual ones, especially benefiting languages with fewer training examples and smaller registers. Although a zero-shot setting reduces performance by an average of 7%, these drops are not correlated with specific registers or languages. Instead, we find that registers are surprisingly similar across languages.

1. Introduction

Variation is a basic trait of human language. The study of *registers*—situationally characterized language varieties—has significantly improved our understanding of how context influences this variation (Biber 1988; Atkinson and Biber 1994; Biber and Conrad 2019). Automatic register (or genre) identification emerged in the 1990s, driven by advances in classification techniques (Karlgrén and Cutting 1994; Kessler, Nunberg, and Schutze 1997; Stamatos, Fakotakis, and Kokkinakis 2000) and the recognition of its importance for both corpus linguistic research and Natural Language Processing (NLP) applications, including part-of-speech taggers, parsers, and information retrieval systems (Karlgrén and Cutting 1994; Kessler, Nunberg, and Schutze 1997; Vidulin, Luštrek, and Gams 2007; Giesbrecht and Evert 2009; Santini, Mehler, and Sharoff 2011; van der Wees, Bisazza, and Monz 2018; Argamon 2019). With the rise of the internet, register classification has expanded to include web texts (Santini 2005; Biber and Egbert

2018; Kuzman and Ljubešić 2023), which have become essential for training Large Language Models (LLMs) (Devlin et al. 2019; Radford et al. 2019; Brown et al. 2020). Numerous studies have highlighted the critical role of data quality in these training datasets (Gehman et al. 2020; Kumar et al. 2023; Penedo et al. 2023; Tokpanov et al. 2024), pointing to challenges such as political and demographic biases, toxicity, data privacy, reliability, and training efficiency (Dodge et al. 2021; Feng et al. 2023; Gehman et al. 2020; Kumar et al. 2023; Carlini et al. 2020; Mallen et al. 2023; Gururangan et al. 2023). Register classification offers a robust approach to better understand online language use and address these issues.

Despite recent advances, the ability of register classifiers to handle the diverse and noisy open web, particularly in multilingual contexts, remains largely unexplored. In this article, we address this gap by fine-tuning deep learning models for web register classification across 16 culturally and linguistically diverse languages. We introduce the Multilingual CORE corpora, which include training datasets in five languages (Finnish, English, French, Swedish, and Turkish) and evaluation data in 11 additional languages, totaling over 70,000 documents and employing a 25-class, hierarchical register annotation scheme. The new corpus is published alongside this article.

The article builds on our earlier efforts focused on smaller, monolingual datasets and limited multilingual experiments that utilized a simpler, nine-class register scheme. Pioneering work by Repo et al. (2021) introduced smaller-scale register datasets for Finnish, French, and Swedish, along with initial zero-shot transfer experiments from English to these languages. Rönqvist et al. (2021) extended these to a multilingual setting, still focusing on the four languages, and Laippala et al. (2022) applied the best model by Rönqvist et al. (2021) to eight additional languages. Skantsi and Laippala (2023) presented monolingual experiments on the Finnish FinCORE corpus and Laippala et al. (2023) on the English CORE.

Through comprehensive testing of various deep learning models on the Multilingual CORE, we achieve state-of-the-art results in web register classification, with micro-averaged F1 scores reaching up to 81%. Our findings reveal that a detailed, hierarchical multi-label taxonomy can lead to strong classification performance in a massively multilingual, unrestricted environment, an approach not previously explored. Additionally, we tackle enduring challenges in web register identification, particularly with hybrid documents—those assigned multiple register labels—and documents with ambiguous register labels. By excluding uncertain documents, we significantly improve model performance, achieving F1 scores exceeding 90%. To the best of our knowledge, this is the first study to explore in detail how the more challenging cases such as hybrids, outlier documents, and those with ambiguous labels affect model performance. Finally, we conduct a detailed comparison of model performance across different registers and languages to explore the strengths and limitations of cross-/multilingual learning in web register identification.

Our main findings and contributions are the following:

- We present the first massively multilingual web register identification system, spanning 16 languages. Our new multilingual CORE corpora include enlarged French and Swedish training datasets (extending the previous versions in Repo et al. 2021), as well as previously unpublished Norwegian, Farsi, and Japanese evaluation datasets. The Finnish and Turkish datasets (Skantsi and Laippala 2023; Erten-Johansson et al. Forthcoming) applied in the present study have not been used in previous cross- or multilingual experiments.

- We achieve state-of-the-art results using a 25-label hierarchical taxonomy in a multi-label classification setting, demonstrating the strength of our detailed taxonomy, contrary to recent studies that favor simpler ones (e.g. Kuzman, Mozetič, and Ljubešić 2023a). Our previous multilingual experiments with earlier versions of the CORE corpora used a simpler, non-hierarchical nine-label taxonomy, which consistently yielded lower performance (Repo et al. 2021; Rönnqvist et al. 2021; Laippala et al. 2022; Skantsi and Laippala 2023).
- We fine-tune several pre-trained transformer language models and find that all reach a glass ceiling with a micro-averaged F1 score of approximately 80%. Adding more training examples or using more advanced models does not improve performance.
- We show that the glass ceiling primarily results from the non-discrete nature of web registers and the inherent uncertainty in labeling some documents. Removing documents with uncertain labels significantly improves model performance, yielding micro-averaged F1 scores exceeding 90%. This highlights the impact of including the full, noisy web in experiments—an aspect often overlooked in previous studies.
- We provide a novel, detailed comparison of monolingual, multilingual, and zero-shot models across registers and languages. We find that multilingual learning is particularly beneficial for registers with few in-language training examples. While the zero-shot performance of the models noticeably declines, the drop is not tied to specific registers; instead, registers across different languages seem surprisingly similar.
- Despite the availability of newer, more advanced multilingual models, we find that the XLM-R Large model (Conneau et al. 2020) provides the optimal balance between inference speed and classification performance.
- We publish the Multilingual CORE corpora, freely and openly available at [URL deleted for review], and our training code, accessible at [URL deleted for review].

2. Background

The automatic identification of registers (or genres) has long been acknowledged as a pertinent goal in web-based linguistic research and corpus building (Kessler, Nunberg, and Schutze 1997; Dewe, Karlgren, and Bretan 1998; Brekke 2000; Kilgarriff and Grefenstette 2003; Fletcher 2004; Biber and Kurjian 2007). The modern foundations of the field were established in the seminal article by Kilgarriff and Grefenstette (2003); see Argamon (2019) and Kuzman and Ljubešić (2023) for recent surveys. The difficulty of the task was already pointed out by Kessler, Nunberg, and Schutze in 1997: “The problems of genre classification don’t become salient until we are confronted with large and heterogeneous search domains like the World-Wide Web”. This section outlines the previous work aimed at tackling this challenge.

2.1 Terminology: register vs. genre

Previous research on language variation on the web often uses the terms ‘register’ and ‘genre’ interchangeably, though they originate from different disciplines with distinct theoretical foundations. ‘Genre’ is linked to discourse analysis (Swales 1990), while ‘register’ has its roots in corpus-based text linguistics (Biber 1988; Biber and Egbert 2018). In this study, we follow the corpus linguistics tradition and adopt the register approach. In this framework, certain linguistic features are pervasive in a text variety because they serve functional purposes within that situational context. Registers are understood as text varieties characterized by specific contextual and linguistic patterns (Egbert, Biber, and Davies 2015). Besides ensuring a linguistic focus, this approach allows us to view registers as cultural categories, which opens up the possibility of variation within registers and texts that lack a distinct register class (Biber and Egbert 2023). Nevertheless, we recognize the close relationship between our work and the Automatic Genre Identification (AGI) tradition (e.g. Sharoff, Wu, and Markert 2010; Santini 2011; Sharoff 2018; Kuzman and Ljubešić 2023), and note that, from the standpoint of automatic classification, the distinction between ‘register’ and ‘genre’ is mostly negligible. For further discussion on these terms, see Kuzman, Mozetič, and Ljubešić (2023a); Sharoff (2018).

2.2 Challenges in web register identification

Researchers often use different web register taxonomies depending on their study goals and the traditions they follow (reviewed by Sharoff, Wu, and Markert 2010). Earlier studies, in particular, often employed very diverse sets of classes, and even categories with similar names could vary significantly in content and scope (zu Eissen and Stein 2004; Santini 2007; Sharoff, Wu, and Markert 2010). Additionally, most datasets were created by defining categories first and then selecting documents to match these categories (zu Eissen and Stein 2004; Santini 2007; Asheghi, Sharoff, and Markert 2016), offering a limited perspective on web language use on the entire unrestricted web (Egbert, Biber, and Davies 2015).

Another major challenge in web register identification is the distinctiveness and recognizability of the categories. Zu Eissen and Stein (2004) pointed out that even humans have difficulty consistently identifying the genre of a web page, resulting in low inter-annotator agreement scores in many studies (Asheghi, Sharoff, and Markert 2014, 2016; Egbert, Biber, and Davies 2015). This is partly because web documents often merge features from multiple registers, creating hybrids that do not clearly belong to any single category. These hybrids, sometimes comprising up to 25% of documents, are often excluded from analysis (Biber and Egbert 2016b, 2018). Moreover, some documents may not exhibit characteristics typical of any register (Biber and Egbert 2023), further complicating the classification of web documents into discrete categories.

2.3 Taxonomical and methodological developments

An important early development was recognizing that web register classification benefits from *hierarchical* label taxonomies, such as those in the Hierarchical Genre Collection (Stubbe and Ringlstetter 2007), KRYIS-1 (Berninger, Kim, and Ross 2008), and SANTINIS-ML (Santini 2011). As Madjarov et al. (2019) note, online text is naturally categorized hierarchically—recipes, for instance, can be viewed as types of how-to pages—and allowing for optional subclassing addresses the common issue of selecting the

appropriate level of classification abstraction (Egbert, Biber, and Davies 2015). Another key taxonomical issue has been the extent to which labeling systems can represent the entire web (Santini and Sharoff 2009; Sharoff, Wu, and Markert 2010). The first corpus to represent the unrestricted web was the Corpus of Online Registers of English (CORE), collected using near-random Google searches and annotated with a data-driven scheme to cover the entire web (Egbert, Biber, and Davies 2015). The CORE scheme was hierarchical, featuring eight main categories and nearly 50 subregisters. Documents could be assigned only to an upper category if they did not display characteristics of a specific subclass. Moreover, a single document could receive multiple register labels if it combined characteristics from several categories.

Laippala et al. (2023) experimented with various machine learning methods and classification settings, aiming to achieve the best possible identification scores for CORE. They found that using a multi-label approach, where multiple labels can be assigned to each instance, yields significantly higher scores than a single-label, multi-class approach (see also Santini 2007; Vidulin, Luštrek, and Gams 2007; Madjarov et al. 2019; Sharoff 2021; Kuzman, Rupnik, and Ljubešić 2022; Egbert, Biber, and Davies 2015). In their methodology, each register label—both the main and subregister labels—was assigned independently, and every subregister label was always assigned together with its main register label. This representation of the taxonomy hierarchy led to strong performance, with their best results reaching a 68% F1 score using BERT (Devlin et al. 2019), an encouraging result for further studies. Additionally, the study revealed that web registers vary significantly in distinctiveness, which explains some of the difficulties of the task.

To target the extensive range of language variation online, Sharoff (2018) developed the Functional Text Dimensions (FTD) approach. Unlike traditional methods, FTD models documents based on their similarity to prototype classes, addressing both hybrid documents and those varying in specificity regarding register classes. This technique achieved robust results, with an F1 score of 82% across 18 dimensions using an ensemble classifier (Lepekhn and Sharoff 2022). Kuzman, Rupnik, and Ljubešić (2022) introduced the GINCO web genre corpus for Slovenian, achieving a 78% F1 score using XLM-R (Conneau et al. 2020) for 12 genre classes compatible with CORE. For cross-lingual comparisons, they trained models on a machine-translated English version of GINCO, evaluating them on CORE documents and achieving a 63% F1 score, indicating potential for further multilingual studies. Kuzman, Mozetič, and Ljubešić (2023a) compared different register taxonomies and datasets, including CORE, FTD, and GINCO. Their best performance—a micro-average F1 score of 80% using XLM-R Base in a multi-class setting—was obtained on the X-GENRE dataset, sampled from all three corpora based on a merged scheme with nine classes.

Following Sharoff, Wu, and Markert (2010), Kuzman and Ljubešić (2023) noted that a larger set of classes typically decreases annotation reliability and can lead to lower classifier performances. For GINCO, they reported a good level of agreement (Krippendorff's α of 0.71) using expert annotators and a carefully double-checked annotation procedure. For the English CORE, the annotation reliability was lower, with at least three of the four coders—recruited via MTurk—agreeing on 69% of the documents (Egbert, Biber, and Davies 2015). However, Skantsi and Laippala (2023) reported an agreement of 78% F1 score using a nearly identical CORE scheme. This shows that while assigning documents to register classes is indeed difficult, satisfactory results can still be achieved, even with a large number of categories.

2.4 Towards multilingual CORE

Since the publication of the English CORE, several corpora using the same taxonomy on the unrestricted web have been developed in various languages. Skantsi and Laippala (2023) introduced FinCORE, reporting a 79% F1 score with XLM-R. Repo et al. (2021) presented small collections in French and Swedish, annotated with nine main registers, and demonstrated promising zero-shot results from English to these languages. Using these corpora, Rönnqvist et al. (2021) explored multilingual training—combining several languages in fine-tuning—and reported slight improvements over monolingual training. They also achieved a significant increase in zero-shot performance, from 65% to 74% F1, when using multilingual models compared to an English-only model. Laippala et al. (2022) evaluated Rönnqvist et al.’s best model on eight additional languages, achieving F1 scores from 58% to 82%, depending on the language. In all experiments, the best performance was achieved with XLM-R Large.

In summary, recent advances in web register identification have shown both promise and challenges. In particular, deep learning methods and new corpora—such as CORE, FinCORE, and the smaller GINCO and FTD—have significantly improved classification performance and model generalizability. Multilingual deep learning has also yielded promising results. However, there is still room for improvement in classifier performance. Key challenges include handling vaguely defined documents that lack specific register characteristics, hybrid documents with features of multiple registers, and determining the necessary number of classes needed to cover the entire web.

3. Materials

In this section, we present the *Multilingual CORE Corpora*, a collection of register-annotated datasets used in both the training and testing of our register classifiers. First, we describe the corpora and their respective sizes. Then, we discuss the CORE taxonomy and the distribution of documents across registers and languages. Finally, we briefly discuss the mapping of the CORE registers to the X-GENRE taxonomy.

3.1 Web register datasets

All the corpora used in this study are listed in Table 3.1 and cover a total of 16 languages. Each one is openly and freely available. Some have been previously published as part of earlier studies, while others are being presented and published for the first time alongside this article. We refer to the entire collection as the Multilingual CORE Corpora, which can be freely downloaded at [URL deleted for review].

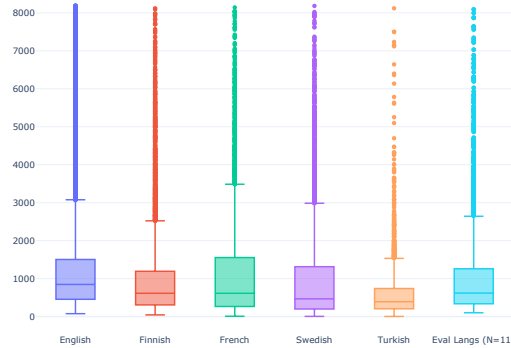
The sizes of the language corpora vary significantly. The five larger ones are used for both training and evaluation, while the 11 smaller ones are used for evaluation only. These corpora are compiled and annotated following three different methodologies. The English CORE was collected based on Google searches for highly frequent English 3-grams (Egbert, Biber, and Davies 2015) and annotated using MTurk, each document being coded by four coders. The final register labels were established in a data-driven manner and decided based on the agreements of the coders. A label was assigned to a document if at least two coders agreed on it.

FinCORE is derived from a random sample of the Finnish Internet Parsebank, a comprehensive web corpus that was created through a targeted crawl for Finnish documents and documents extracted from Common Crawl (Luotolahti et al. 2015). The annotations are done by experts based on the CORE register scheme. Finally, the

Large Multilingual CORE corpora used in training		
English (CORE)	47,853	Biber and Egbert (2018), Laippala et al. (2023)
Finnish (FinCORE)	10,751	Skantsi and Laippala (2023)
Swedish (SweCORE)	4,275	New
French (FreCORE)	4,105	New
Turkish (TurCORE)	2,763	Erten-Johansson et al. (Forthcoming)
Multilingual CORE evaluation sets		
Arabic	92	Laippala et al. (2022)
Catalan	109	Laippala et al. (2022)
Spanish	100	Laippala et al. (2022)
Farsi	68	New
Hindi	160	Laippala et al. (2022)
Indonesian	1,186	Laippala et al. (2022)
Japanese	100	New
Norwegian	133	New
Portuguese	332	Laippala et al. (2022)
Urdu	160	Laippala et al. (2022)
Chinese	317	Laippala et al. (2022)
Total	72,504 documents	

Table 1

Multilingual CORE Corpora studied in this article. Significantly smaller versions of SweCORE and FreCORE, featuring only main registers, have been published in Repo et al. (2021).

**Figure 1**

Distribution of text lengths across Finnish, English, Turkish, French, and Evaluation languages (N=11), measured in subword tokens by the XLM-RoBERTa tokenizer. Outliers longer than 8192 tokens, the theoretical upper limit for our experiments, are excluded for clarity, removing 1887 texts or about 2% of the total dataset.

other collections were compiled from Common Crawl according to the methodology described in (Laippala et al. 2022), which involves sampling from various dumps across different periods of time, removing boilerplate content, deduplicating, and deleting lines not part of the main document text. Similar to FinCORE, the annotators were experts trained for the task.

Name	Abbr.	Name	Abbr.
Machine-translated	MT	Informational description	IN
Lyrical	LY	Encyclopedia article	en
Spoken	SP	Research article	ra
Interview	it	Description of a thing or person	ntp
Interactive discussion	ID	Faq	fi
Narrative	NA	Legal terms & conditions	lt
News report	ne	Opinion	OP
Sports report	sr	Review	rv
Narrative blog	nb	Opinion blog	ob
How-to or instructions	HI	Denominational religious blog or sermon	rs
Recipe	re	Advice	av
Informational persuasion	IP		
Description with intent to sell	ds		
News & opinion blog or editorial	ed		

Table 2

Register labels and their abbreviations in the simplified CORE scheme adopted for this study.

3.2 Document lengths

Document length is an important aspect of text classification that presents challenges for both traditional machine learning and deep learning models. Traditional methods, which rely on feature frequencies, struggle to capture linguistic knowledge across long sections of text (Worsham and Kalita 2018). Similarly, many deep learning models operate on limited-size text chunks (e.g., 512 tokens in BERT-based models), which introduces specific challenges (see Sun et al. 2019, for discussion).

Figure 1 presents the lengths of the documents in each of the language datasets in the Multilingual CORE Corpora, given in terms of XLM-R subword tokens. The 11 evaluation languages are aggregated in the last bar on the right. The bars indicate that median token sizes vary between about 400 and 600, except for English, where the median is around 800. Consequently, a significant number of the documents exceed 512 tokens and therefore need to be truncated when used with models that have this limit.

Laippala et al. (2023) compared the performance of web register classifiers trained on different text parts and their combinations, showing that the best performance was achieved using the initial 512-token chunks of the text. Following that finding, most experiments in this study also utilize the initial 512 tokens. However, we also explore the potential of a larger limit (2048 tokens), as detailed in Section 4.5.2.

3.3 Register taxonomy and distribution

The corpora studied here are annotated based on the register taxonomy originally developed for the English CORE (Egbert, Biber, and Davies 2015). We use a simplified version of this scheme, which identifies nine main registers and 16 subregisters (Laippala et al. 2022), as shown in Table 2. The registers and their distributions in the five large corpora are illustrated in Figure 2. The register distributions are highly skewed, with *News report*—a subregister of the *Narrative* class—being by far the most prevalent, followed by the subregister *Description of a thing or person* within *Informational description*. Conversely,

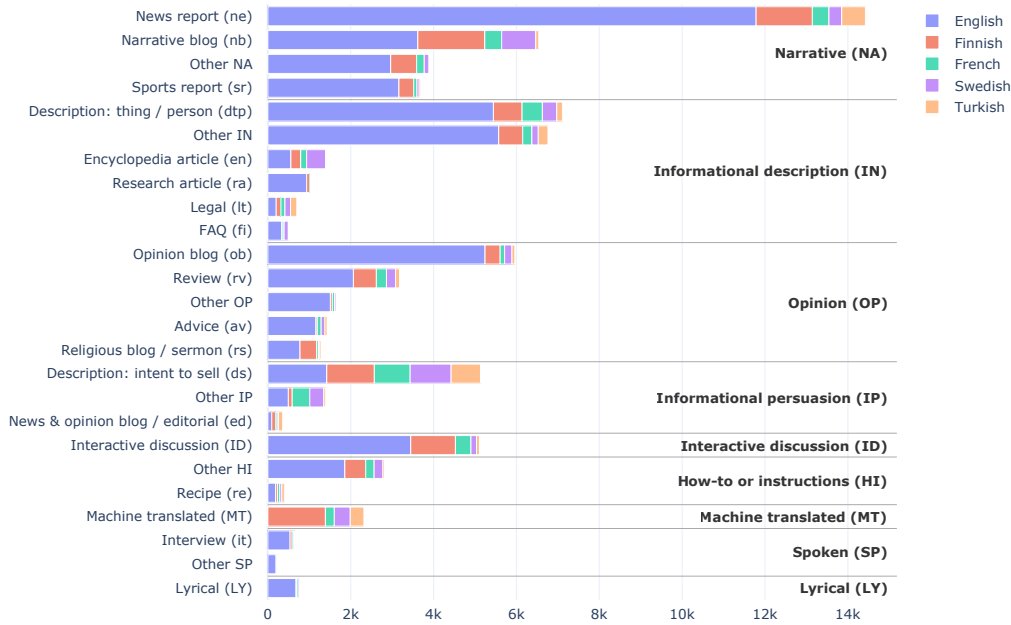


Figure 2

Main registers (right) and subregisters (left) with their distribution across the large corpora. The *Other* categories include documents that could not be assigned to a subregister. In the classification process, these documents are assigned only the main label(s).

all subregisters in the *Spoken* and *Lyrical* classes are very infrequent, as well as *FAQ*, *Recipe*, and *News & opinion blog or editorial*.

As Kumar et al. (2023) discuss, small classes can pose challenges for automatic classifiers. However, the size of the classes is not the only complicating factor associated with registers; they also vary in terms of distinctiveness (Laippala et al. 2021). For example, *Recipe* and *Encyclopedia article* classes, despite their small sizes, show very distinctive linguistic features and have achieved high identification scores in past studies (Laippala et al. 2021, 2023). Therefore, the simplified version of the CORE taxonomy we apply does not simply exclude the least frequent registers but rather those that are either extremely infrequent and/or so vaguely defined that they received low identification rates. This approach helps maintain the taxonomy as informative as possible.

Besides the class imbalance across registers, there are also differences between languages. For instance, *Machine-translated* is absent in the English CORE, and *Legal terms & conditions*, *Informational persuasion* and its subregisters are much less frequent in English compared to other languages. Most of the differences are likely caused by differing sampling strategies. Common Crawl includes more commercial web pages and legal notices than what is returned by Google searches. Conversely, nearly all the examples from the *Spoken* and *Lyrical* registers are from English, likely because such documents are relatively rare on the web in general.

Following the original CORE taxonomy, a document is labeled with the main register only if it does not have clear characteristics of any subregister. These instances are marked as *Other [register]* (e.g. *Other Narrative*) in Figure 2; however, during the classification process, these documents are assigned only the main labels (e.g. *Narrative*). To account for hybrid documents that combine characteristics of several registers, a



Figure 3

Percentage heatmap of class co-occurrences across 16 languages. Totals indicate overall class occurrences. Diagonal cells display percentages of singly appearing labels, and off-diagonal cells show co-occurrence proportions.

document may also be assigned multiple register labels at both the main and subregister levels. The combinations of register labels among these hybrids are shown in Figure 3.

The most frequent hybrid registers reflect several aspects of online language use. First, combinations of documents labeled with only main register labels, such as *Other Informational description* + *Other Narrative*, likely represent documents that lack specific characteristics of any single register (Biber and Egbert 2023). Second, certain combinations would seem to reflect the use of different registers in various parts of a document. For example, the pairing of *Recipe* + *Narrative blog* often occurs where the blogger tells a story associated with the recipe, a relatively frequent characteristic of blogging. Finally, other combinations suggest the mixing of multiple communicative purposes throughout the text and reflect the difficulty of separating them. These include, for example, *Other Opinion* co-occurring with various narrative subregisters such as *Narrative blog*, and the juxtaposition of the opinionated *Advice* subregister with the more neutral *FAQ* and *Other How-to or instructions*. These combinations suggest that distinguishing between opinionated and neutral discourse can sometimes be challenging.

3.4 CORE conversion to X-GENRE

To explore various web register taxonomies, Kuzman, Mozetič, and Ljubešić (2023a) trained classifiers on different corpora: GINCO, FTD, CORE, and the newly introduced X-GENRE dataset. The X-GENRE dataset, merged from samples of FTD, CORE, and

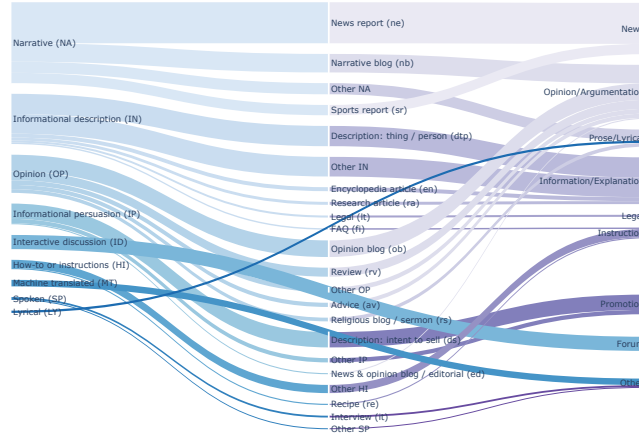


Figure 4
Mapping from CORE main registers (left) and subregisters (middle) to XGENRE (right).

GINCO, was annotated with a novel, non-hierarchical taxonomy consisting of nine categories. This taxonomy yielded the best results, achieving an 80% F1 score, compared to a 75% F1 score obtained with the main CORE registers and 66% using a broader set of CORE subregisters. In this article, we conduct a similar comparison, examining our CORE-based scheme vs. the X-GENRE categories. We map our CORE categories to the X-GENRE taxonomy as illustrated in Figure 4, following Kuzman, Mozetič, and Ljubešić (2023a). Notably, the category *Other Narrative* (i.e. *Narrative* without a subregister) is mapped to the X-GENRE label *Prose/Lyrical*, even though the narrative register is arguably linguistically closer to *Informational description* (Biber and Egbert 2016a). Additionally, *Narrative blog* is mapped to *Opinion/Argumentation* in X-GENRE, despite narrative texts not typically expressing opinions. Despite these contradictions, the mapping shows the two schemes to be generally compatible.

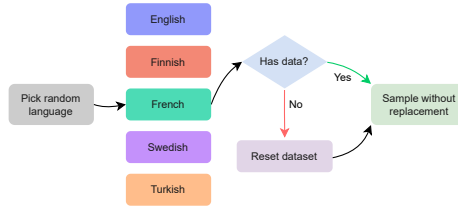
4. Methods

In this section, we outline our methodology, starting with an overview of our dataset and label preprocessing, followed by a brief discussion on data imbalance. Then, we describe our classifier models and discuss hyperparameter optimization and other training choices. Finally, we discuss our model evaluation strategies, including multilabel confusion matrices, data curation, and keyword extraction.

4.1 Data splits

Following standard practice in supervised learning, we randomly divide our datasets into three splits, training (70% of data), development (10%), and test (20%). The training sets are used to teach the models, the development sets for tuning model hyperparameters, and the test sets for evaluating model performance on out-of-sample data. Isolating the test sets from the training and development sets allows us to reliably assess our models’ generalization performance.

The partitioning is conducted separately for each of the five training languages (English, Finnish, French, Swedish, and Turkish). The splits are stratified to closely rep-

**Figure 5**

Data sampling process for multilingual fine-tuning, illustrating the repeated random selection and automatic replenishment of language datasets.

resent the class distribution, aiming to reduce the models’ bias towards more frequent classes and improve classification performance for the less frequent ones (Sechidis, Tsoumakas, and Vlahavas 2011). The 11 smaller language datasets are not split, as they are used only to evaluate the cross-lingual zero-shot performance of the models.

4.2 Label encoding

We convert the CORE and X-GENRE register schemes into a numerical format suitable for multilabel classification. We manage multiple labels per instance using standard binary encoding, where labels are represented as binary vectors. Each position in the vector corresponds to a specific label, marked as 1 if it applies to the instance and 0 otherwise. To encode the hierarchical structure of the CORE taxonomy, we assign distinct indices to the parent labels and their sublabels in the label vector. This ensures that if an instance is annotated with a sublabel, the label vector includes a 1 at both the position of the sublabel and its corresponding main label, thus preserving the hierarchy. In preliminary experiments, we found that this encoding effectively teaches the models the label relationships, resulting in very few to no prediction errors with respect to the hierarchy. In contrast, an encoding scheme where all registers were encoded independently—treating registers with no subregisters as a separate *Other [register]* category—performed significantly worse and was not used in the experiments reported in this article.

4.3 Language imbalance

As noted above (in Section 3.1), our language datasets vary considerably in size, with English constituting by far the largest portion of the data. In multilingual modeling, this imbalance risks biasing the models towards the largest language and perform worse with others. To address this, we use a balanced sampling strategy in training.

We follow the sampling method from Rönqvist et al. (2021) with minor modifications. First, the data sampler is initialized with the entire training dataset. When sampling, a language is randomly selected, ensuring each language has an equal chance of being chosen. Next, a sample is randomly chosen from the selected language without replacement. Once all examples from a language are sampled, its dataset is replenished for subsequent iterations. This process is illustrated in Figure 5. Unlike Rönqvist et al. (2021), where batches contain samples from a single language, our method generates mixed-language batches, potentially helping the model generalize across languages. We used this sampler in all our multilingual models.

4.4 Class imbalance

In initial experiments (not reported here), we tried to address class imbalance in our datasets (see Section 3.3) using two methods. The first method was class weighting, where each class is assigned a weight inversely proportional to its frequency in the training data. This increases the penalty for misclassifying underrepresented classes, thereby enhancing model attention on them. The second method we utilized was Focal Loss, a custom loss function that modifies the standard cross-entropy loss to focus more on hard-to-classify examples (Lin et al. 2017).

However, neither class weighting nor Focal Loss improved model performance in our preliminary tests. In the experiments reported here, we used stratification across our data splits to mirror the skewed label distributions found in our data (see Section 4.1), based on the assumption that this data roughly reflects the real-world distribution of register classes on the unrestricted web. We plan a more comprehensive exploration of strategies to address class imbalance in future work.

4.5 Transformer-based classifiers

Pre-trained transformer-based models have set new benchmarks in NLP applications, consistently achieving state-of-the-art performance (Vaswani et al. 2017; Wolf et al. 2020). Specifically in web register classification, transformers have surpassed traditional methods such as SVM, fastText, and CNNs (e.g. Kuzman and Ljubešić 2023; Laippala et al. 2019; Skantsi and Laippala 2023). In this study, we explore several multilingual pre-trained transformer models. For each model, we add a sequence classification head and fine-tune it for web register classification. The models are described below.

4.5.1 XLM-RoBERTa. XLM-RoBERTa (Conneau et al. 2020) is a multilingual extension of the RoBERTa model (Liu et al. 2019), itself an improvement on the original BERT (Bidirectional Encoder Representations from Transformers) model architecture (Devlin et al. 2019). XLM-R has been pre-trained on cleaned Common Crawl data in 100 different languages. In previous studies on web register identification, XLM-R has outperformed other pre-trained multilingual models and has achieved similar or better results as compared to monolingual models (Repo et al. 2021; Rönqvist et al. 2021; Kuzman and Pollak 2022; Kuzman and Ljubešić 2023).

We experiment with two variants of XLM-R: Large (561M parameters) and XL (3.5B parameters) (Goyal et al. 2021). Both support a maximum token size of 512, so longer texts are truncated to this length. To reduce training time and computational resources for the XL model, we use Low-rank Adaptation (LoRA) (Hu et al. 2022), a Parameter-Efficient Fine-Tuning (PEFT) method (Mangrulkar et al. 2022). LoRA reduces the number of parameters updated during fine-tuning by introducing lower-rank matrices to approximate weight updates, assuming not all updates equally impact performance. For the hyperparameters *rank* and *alpha*, we chose *rank* = 128 and *alpha* = 256 after preliminary tests. LoRA is applied across all linear layers of the model.

4.5.2 BGE-M3-RetroMAE. The BGE M3-RetroMAE model (Chen et al. 2024) is a multilingual embedding model initialized from XLM-RoBERTa, but with the maximum token length extended to 8,192. It has undergone further pretraining with the RetroMAE (Xiao et al. 2022) technique, using the Pile (Gao et al. 2020), Wudao (Yuan et al. 2021) and mC4 (Raffel et al. 2020) datasets. This RetroMAE variant is one of three variants of the BGE M3 model, with the others being specialized for retrieval tasks (refer to Chen et al.

2024). We chose to experiment with the RetroMAE variant because it is the simplest and is not tailored to any specific task. Previous work has shown that the RetroMAE technique may enhance model transferability (Xiao et al. 2022), and we were particularly interested in its potential impact on cross-lingual transfer. Additionally, we explore the larger maximum token size, as most of our texts exceed 512 tokens (see Section 3.2). We fine-tune two versions of the model, setting the maximum token limits to 512 and 2048.

4.5.3 Multilingual E5. Like the BGE M3 models, the Multilingual E5 (ME5) model is initialized from XLM-RoBERTa (Wang et al. 2024). It has been further pre-trained on multilingual text pairs from various sources (e.g. Wikipedia, MC4, NLLB, Reddit) through contrastive learning, followed by fine-tuning using supervised data. The process is aimed at producing high-quality embeddings—often used in tasks like clustering, retrieval, and classification—encoding semantic similarities of texts across languages. We experiment with ME5 to examine if the additional pre-training improves the register identification task over the more general-purpose XLM-R model. For our study, we chose the Large variant of the E5 model, which is initialized from XLM-RoBERTa Large.

4.5.4 Mixtral 8x7B. Finally, we experiment with Mixtral 8x7B (Jiang et al. 2024), which differs from the models above in that it is a causal (decoder-only) model designed primarily for text generation, rather than natural language understanding, like the encoder-only models detailed above. It has a total of 47B model parameters, but due to its mixture-of-experts architecture, only 13B of those models are used in each forward pass. We fine-tune the model using a classification head and LoRA (see 4.5.1), with the parameters $rank = 128$ and $alpha = 256$, adapting all linear layers. Furthermore, due to the large size of the model, we convert its weights from the original 16-bit floating-point precision to 4-bit precision for speed improvements (Jacob et al. 2018). Although the Mixtral model was trained with a context length of 8192 tokens, we set the limit to 512 to accelerate fine-tuning and inference, and to reduce memory requirements.

4.6 Model parameters and training

In fine-tuning our models, we primarily use default model settings, adjusting hyperparameters and making other changes only as necessary (Godbole et al. 2023). We use the Trainer class from Hugging Face (Wolf et al. 2020), customized with a binary cross-entropy loss for multilabel training and a special dataloader for multilingual training, as described in Section 4.3. We consistently use batches of 8 and set a maximum of 30 epochs for training, with an early stopping mechanism if there is no improvement in evaluation loss after five epochs. To avoid overfitting, we apply a weight decay of 0.01 and use a warm-up ratio of 5%, which starts the model at a low learning rate and gradually increases it, in order to stabilize the early phases of the training.

We focus on tuning the learning rate, often considered the most critical hyperparameter (Goodfellow, Bengio, and Courville 2016). Initially, we used Ray Tune (Liaw et al. 2018) with the HyperoptSearch algorithm (Bergstra, Yamins, and Cox 2013) to explore a broad range of learning rates, from 1×10^{-8} to 1×10^{-4} , across a subset of our models and datasets. To terminate underperforming trials early, we also employed the ASHA scheduler (Li et al. 2020). After identifying a promising range, we conduct a grid search focusing on learning rates between 1×10^{-6} and 1×10^{-4} . We also refined the binary prediction threshold, performing a grid search from 0.3 to 0.7 in increments of 0.05, using the micro-averaged F1 score as our evaluation metric. To speed up training

and save GPU memory, we load the models in bfloat16 numerical precision, except for Mixtral, which was quantized to 4-bit (see Section 4.5.4).

Finally, to assess the stability of our models’ generalization performance (McCoy, Min, and Linzen 2020), we conduct each experiment three times using different seeds (42, 43, 44) while maintaining consistent training parameters. Each run varies only in the model’s initial weights and the sequence of training examples. For computational resources, we utilize a single NVIDIA A100 Tensor Core GPU provided by the Mahti supercomputer at CSC – IT Center for Science, Finland.

4.7 Multi-label confusion matrices

The confusion matrix is typically used to assess classifier performance by visually representing correct and incorrect predictions. However, traditional confusion matrices are inadequate in multi-label classification, where instances can belong to multiple categories (Krstinic et al. 2020; Heydarian, Doyle, and Samavi 2022; Krstinić, Šerić, and Slapničar 2023). One commonly used approach for multi-label cases is to calculate class-wise confusion matrices, producing separate matrices for each class, as implemented, for instance, by Pedregosa et al. (2011). Alternatively, we use a custom method for creating multi-label confusion matrices, following the approach by Krstinic et al. (2020).

For each instance i with binary true label vector T_i and prediction vector P_i , vectors for true positive ($TP_i = T_i \cap P_i$), false positive ($FP_i = P_i \setminus T_i$) and false negative ($FN_i = T_i \setminus P_i$) prediction vectors are created. The results are separated in 4 groups; completely correct prediction ($T_i == P_i$), only false negatives ($FP_i == \bar{0}$), only false positives ($FN_i == \bar{0}$), and both false negatives and positives. A matrix for each instance is calculated as outer product of FN_i and FP_i with diagonal true positive values added and a separate normalization for each case, and the final confusion matrix is created as a sum over instances i and normalized with respect to rows.

4.8 Data pruning

As described in Section 2, the wide range of linguistic variation on the unrestricted web presents major challenges for register classification. Not all documents and registers are equally distinctive or easy to label. To assess the impact of difficult-to-classify documents on overall performance, we experiment with data pruning. Specifically, we identify documents with potential label issues, such as those with ambiguous register characteristics or lacking sufficient features for any label. Additionally, we recognize that our datasets may contain errors, common in real-world data (Song et al. 2023).

To identify documents with uncertain or otherwise unreliable labels, we employ the Cleanlab tool, which uses the *confident learning* algorithm for data pruning (Northcutt, Jiang, and Chuang 2021). This model-agnostic approach is theoretically grounded and proven effective in detecting labeling issues in various contexts, such as multi-label image data (Thyagarajan et al. 2023), instruction-tuning datasets (Chen and Mueller 2024), and multi-annotator data (Goh, Tkachenko, and Mueller 2022). Although Cleanlab assumes label errors are data-independent and result solely from the annotation process, we conduct experiments using different combinations of unpruned and pruned datasets for training and evaluation. This allows us to assess the impact of data curation and difficult-to-label documents on model robustness and performance.

To prepare data for Cleanlab, we use cross-validation (Kohavi 1995) to obtain out-of-sample predicted probabilities for each example, as required by the tool. The full multilingual dataset is randomly divided into five parts, or *folds*. The model is then

trained on four of these folds, while the remaining fold serves as the test set. This ensures that every data point is used for both training and testing across different iterations. After model evaluation, Cleanlab is applied to the predicted probabilities using its default “prune by noise rate” setting, identifying instances where the predicted label strongly disagrees with the actual label (Northcutt, Jiang, and Chuang 2021).

4.9 Keyword extraction with SACX

In order to analyze what the fine-tuned register models have learned about the registers and compare the decisions made by different models, we examine keywords describing the register classes, identified using the model explanation method SACX (Rönnqvist et al. 2021). SACX is based on prediction-level explanations identified using Integrated Gradients (Sundararajan, Taly, and Yan 2017). The explainability scores produced by the Integrated Gradients algorithm are aggregated to form class-level explanations, that is, keywords describing each class. SACX involves training multiple models on different folds of the training data and averaging the word-level prediction contributions to classification decisions across all trained models. This approach aims to identify words that consistently contribute to the classification of each class.

For this analysis, folds for training and explaining different models are created by combining the train and test splits of the dataset (see Section 4.1). From this new set, 8 different stratified folds are created. We then iterate over 50 different combinations: 5 folds chosen for training and 3 chosen for the Integrated Gradients explanation step. Optimal model training parameters are determined using the development split, which is otherwise excluded from this analysis.

5. Experiments and results

In this section, we evaluate several web register classifiers across different training conditions. Section 5.1 starts with an evaluation of fine-tuned models in multilingual, monolingual, and zero-shot settings for 16 languages, comparing various classifiers and label schemes. We find that the CORE taxonomy achieves top results, but an 80% F1 score glass ceiling persists regardless of data volume or model complexity. In Section 5.2, we examine this limitation, assessing the effects of removing uncertainly labeled documents and comparing hybrid versus non-hybrid document classifications. Section 5.3, focuses on register-specific performance variations across monolingual, multilingual, and zero-shot settings, exploring how linguistic and cultural specifics of registers influence model performance and examining class-specific outcomes and confusion patterns. Finally, Section 5.4 compares the inference times of our classifiers.

5.1 Classification results

5.1.1 Main languages. Table 3 presents results for the five large language datasets across three settings—monolingual, multilingual, and zero-shot—with various classifiers, using the full hierarchical taxonomy (N=25), main categories only (N=9), and the X-GENRE taxonomy (N=9). In the monolingual setting, models are trained and evaluated on a single language. In the multilingual setting, we train with all five languages and evaluate each one separately, and in the zero-shot setting the test language is excluded during training. For multilingual tests, all models listed in Section 4.5 are evaluated. The monolingual and zero-shot settings use the XLM-R Large model and BGE M3 models.

Firstly, we observe that the highest micro-averaged F1 scores are typically achieved with monolingual and multilingual models, with many configurations yielding sim-

ilar results. These scores reach up to 81% micro-average F1 using the full taxonomy (Swedish, multilingual) and 82% for the main labels (Finnish and Swedish, mono- and multilingual). The performance difference between using the full taxonomy and the main taxonomy is small, with the full taxonomy yielding language-averaged F1 scores between 74-77% and the main label scheme between 76-79%. The X-GENRE labels score slightly lower, averaging 73-77% across all languages. These results are highly competitive, matching the top reported F1 score of 80% by Kuzman and Ljubešić (2023), who used the X-GENRE model with nine classes trained and evaluated on Slovenian and English, excluding hybrid documents. As Laippala et al. (2023) discuss, hybrids are challenging to classify and tend to reduce overall performance (see also Section 5.2.2 on hybrids). Therefore, achieving these scores while including hybrids and using a detailed label scheme highlights the strength of our approach.

Secondly, classifier performance is generally uniform, except for the Mixtral model, which consistently underperforms. Mixtral’s weaker performance likely stems from being the only generative (decoder) model and its 4-bit quantization, which may degrade performance. Unlike encoder-only models optimized for language understanding, Mixtral focuses on token prediction and lacks optimization for capturing the full meaning of passages (Muennighoff 2022). Conversely, the similar performance of BGE-M3, ME5, and both XLM-R Large and XL models—despite additional training, extended token limits in BGE-M3, contrastive learning in ME5, and increased model size in XLM-R XL—suggests these enhancements do not benefit the task. ME5 consistently scores about 1% point lower than XLM-R, possibly due to its focus on generating semantic embeddings, which might lead it to classify texts more by topic than by register-specific characteristics, which are not topic-dependent (Lepekhn and Sharoff 2022). This aligns with Kuzman and Ljubešić (2022)’s findings that register classification benefits from syntactic annotation, which is mostly independent of topic. However, as Kuzman and Ljubešić (2023) note, this area requires further research. The similarity in top scores across experiments (74-80% F1) matches the 80% inter-annotator agreement reported by Skantsi and Laippala (2023), suggesting a potential upper limit for this task.

Thirdly, micro-average F1 scores consistently exceed macro-average ones by 5-7 percentage points. The highest macro-average scores range from 70% with BGE-M3 for all labels to 74% with XLM-R for main labels only. Micro F1 scores, which give equal weight to each document, reflect overall model performance, while macro F1 scores, weighting each class equally, indicate performance per register class. Achieving high macro scores is challenging due to many small register classes in the CORE taxonomy (see also the previous discussion in Section 2). In light of this, the macro F1 scores can be considered satisfactory and demonstrate that the detailed CORE taxonomy can achieve competitive performance. This is further evidenced by the conversion of CORE register labels to X-GENRE, yielding top results of 79% micro F1 and 75% macro F1, comparable to results using the CORE main labels and similar to results reported by Kuzman, Mozetič, and Ljubešić (2023a).

Kuzman, Mozetič, and Ljubešić (2023a) achieve notably lower performance in their XLM-R-based experiments with the English CORE sub-labels, reaching a micro-averaged F1 score of 66% (compared to our 74%). This difference can be attributed to at least three factors: (1) Kuzman, Mozetič, and Ljubešić use the smaller Base variant of the XLM-R model, whereas we use the Large variant; (2) their label set has more labels (37) than ours (25); (3) they treat the task as a multi-class problem, assigning each text to a single category and disregarding the hierarchical structure of the labels, which we have found beneficial for training (see Section 4.2). Thus, our results further demonstrate the advantages of using a hierarchical multilabel structure for modeling web registers.

		ALL LABELS						MAIN LABELS					
		En	Fi	Fr	Sv	Tr	Avg.	En	Fi	Fr	Sv	Tr	Avg.
		Monolingual						Monolingual					
XLMR-L	μ	74 (0.02)	79 (0.18)	72 (0.57)	79 (0.35)	75 (0.37)	76 (0.30)	76 (0.06)	82 (0.18)	75 (0.41)	81 (0.35)	76 (0.38)	78 (0.28)
	M	69 (0.53)	75 (0.34)	67 (1.89)	73 (0.78)	62 (2.69)	69 (1.25)	74 (0.30)	78 (4.22)	67 (0.44)	78 (0.52)	66 (0.53)	72 (1.20)
BGE-M3	μ	73 (0.03)	79 (0.23)	73 (0.18)	79 (0.25)	75 (0.97)	76 (0.33)	76 (0.08)	81 (0.33)	76 (0.05)	81 (0.08)	76 (0.75)	78 (0.26)
	M	69 (0.16)	73 (1.28)	70 (0.49)	72 (2.02)	64 (3.08)	70 (1.41)	74 (0.12)	73 (1.76)	71 (0.37)	75 (3.80)	69 (3.70)	72 (1.95)
BGE-M3 ²⁰⁴⁸	μ	74 (0.16)	80 (0.33)	74 (0.58)	79 (0.22)	75 (0.30)	76 (0.32)	76 (0.06)	82 (0.21)	77 (0.40)	81 (0.23)	75 (0.47)	78 (0.27)
	M	70 (0.35)	76 (1.75)	71 (1.59)	71 (0.12)	64 (2.28)	71 (1.22)	74 (0.30)	78 (2.46)	74 (1.54)	70 (1.32)	67 (0.80)	73 (1.28)
		Multilingual						Multilingual					
XLMR-L	μ	72 (0.14)	79 (0.42)	75 (0.16)	81 (0.26)	78 (0.63)	77 (0.32)	75 (0.28)	82 (0.38)	78 (0.35)	82 (0.21)	78 (0.60)	79 (0.36)
	M	67 (0.85)	72 (0.98)	73 (0.31)	75 (0.37)	66 (1.52)	71 (0.80)	72 (0.23)	74 (2.32)	77 (0.95)	79 (0.86)	69 (1.30)	74 (1.13)
BGE-M3	μ	71 (0.11)	78 (0.25)	75 (0.07)	80 (0.04)	76 (0.63)	76 (0.22)	74 (0.13)	81 (0.26)	77 (0.06)	81 (0.17)	77 (0.50)	78 (0.22)
	M	66 (1.37)	73 (0.77)	70 (0.38)	75 (0.21)	64 (0.44)	69 (0.63)	70 (0.72)	73 (2.77)	74 (0.52)	77 (0.14)	65 (1.14)	72 (1.06)
BGE-M3 ²⁰⁴⁸	μ	72 (0.22)	79 (0.28)	76 (0.26)	81 (0.10)	78 (0.28)	77 (0.23)	74 (0.25)	82 (0.33)	79 (0.02)	82 (0.16)	78 (0.46)	79 (0.25)
	M	67 (0.51)	75 (1.13)	73 (0.35)	77 (0.45)	65 (0.36)	71 (0.56)	71 (0.64)	79 (0.58)	77 (0.68)	77 (0.60)	67 (0.43)	74 (0.59)
ME5-L	μ	71 (0.58)	78 (0.29)	76 (0.40)	80 (0.55)	76 (0.35)	76 (0.44)	74 (0.66)	81 (0.53)	78 (0.41)	82 (0.48)	76 (0.40)	78 (0.50)
	M	68 (0.90)	73 (2.39)	72 (1.26)	73 (2.44)	64 (0.09)	70 (1.41)	71 (0.54)	76 (2.34)	76 (2.05)	77 (1.67)	64 (2.90)	73 (1.90)
XLMR-XL	μ	71 (0.19)	79 (0.29)	76 (0.48)	81 (0.14)	77 (0.35)	77 (0.29)	74 (0.34)	81 (0.18)	78 (0.71)	82 (0.30)	77 (0.69)	79 (0.44)
	M	67 (0.56)	73 (1.10)	72 (0.37)	75 (0.63)	65 (0.99)	70 (0.73)	70 (1.15)	75 (0.48)	75 (2.44)	78 (0.37)	67 (0.73)	73 (1.03)
Mixtral-8x7B	μ	70 (0.11)	74 (1.03)	74 (0.56)	78 (0.78)	72 (0.85)	74 (0.66)	73 (0.14)	77 (1.06)	76 (0.51)	80 (0.45)	73 (0.73)	76 (0.58)
	M	66 (1.64)	67 (2.69)	70 (1.09)	70 (2.57)	61 (1.20)	67 (1.84)	69 (0.31)	70 (1.57)	74 (1.02)	73 (2.09)	63 (2.08)	70 (1.41)
		Zero-shot						Zero-shot					
XLMR-L	μ	64 (0.81)	72 (0.14)	72 (0.31)	78 (0.05)	68 (0.46)	70 (0.35)	67 (0.80)	73 (0.49)	75 (0.34)	79 (0.20)	67 (0.63)	72 (0.49)
	M	60 (1.29)	64 (1.06)	68 (0.75)	72 (1.09)	57 (0.83)	64 (1.00)	65 (0.69)	66 (0.91)	74 (0.07)	77 (0.35)	55 (1.16)	67 (0.64)
BGE-M3	μ	62 (0.93)	72 (0.73)	71 (0.57)	75 (0.09)	68 (0.15)	70 (0.50)	66 (0.66)	74 (0.45)	74 (0.60)	77 (0.16)	67 (0.21)	72 (0.41)
	M	58 (0.36)	64 (1.26)	66 (1.64)	70 (1.09)	55 (1.27)	62 (1.13)	62 (1.90)	67 (1.88)	73 (1.89)	73 (0.06)	52 (1.07)	66 (1.36)
BGE-M3 ²⁰⁴⁸	μ	63 (0.26)	72 (0.18)	72 (0.78)	76 (0.13)	68 (0.60)	70 (0.39)	66 (0.17)	75 (0.27)	75 (0.75)	79 (0.26)	68 (1.15)	73 (0.52)
	M	59 (1.33)	64 (1.29)	67 (0.22)	73 (0.98)	56 (1.66)	64 (1.10)	64 (0.61)	67 (2.22)	74 (1.51)	75 (1.46)	58 (3.07)	68 (1.77)
		X-GENRE LABELS						X-GENRE LABELS					
		En	Fi	Fr	Sv	Tr	Avg.	En	Fi	Fr	Sv	Tr	Avg.
		Monolingual						Zero-shot					
XLMR-L	μ	74 (0.22)	78 (0.23)	73 (0.92)	78 (0.27)	74 (0.95)	75 (0.52)	64 (0.42)	70 (0.28)	71 (0.47)	78 (0.09)	67 (0.54)	70 (0.36)
	M	68 (0.64)	75 (0.80)	69 (1.81)	70 (0.39)	62 (2.08)	69 (1.14)	60 (0.34)	67 (0.84)	70 (0.34)	73 (0.33)	57 (0.75)	65 (0.52)
BGE-M3	μ	73 (0.08)	78 (0.18)	73 (0.55)	79 (0.13)	74 (1.60)	75 (0.51)	62 (1.50)	71 (1.11)	71 (0.49)	74 (0.38)	67 (0.46)	69 (0.79)
	M	69 (0.60)	75 (0.08)	71 (1.08)	71 (0.25)	63 (3.27)	70 (1.06)	57 (1.53)	67 (1.13)	68 (0.41)	70 (0.46)	56 (1.20)	64 (0.95)
BGE-M3 ²⁰⁴⁸	μ	74 (0.18)	79 (0.48)	75 (0.45)	79 (0.44)	74 (0.33)	76 (0.38)	63 (0.22)	71 (0.25)	71 (0.99)	75 (0.27)	68 (1.28)	70 (0.60)
	M	70 (0.04)	76 (0.58)	72 (0.47)	73 (0.58)	65 (1.34)	71 (0.60)	59 (0.30)	67 (0.51)	69 (0.93)	71 (1.01)	57 (2.07)	65 (0.96)
		Multilingual						Multilingual					
XLMR-L	μ	71 (0.36)	78 (0.59)	76 (0.72)	81 (0.25)	77 (0.76)	77 (0.53)	71 (0.36)	78 (0.59)	76 (0.72)	81 (0.25)	77 (0.76)	77 (0.53)
	M	67 (0.21)	75 (0.57)	74 (1.25)	76 (0.44)	71 (1.57)	73 (0.81)	67 (0.21)	75 (0.57)	74 (1.25)	76 (0.44)	71 (1.57)	73 (0.81)
BGE-M3	μ	70 (0.22)	77 (0.56)	74 (0.32)	80 (0.04)	76 (0.33)	75 (0.29)	70 (0.22)	77 (0.56)	74 (0.32)	80 (0.04)	76 (0.33)	75 (0.29)
	M	65 (0.24)	73 (1.16)	71 (0.47)	75 (0.30)	67 (0.41)	70 (0.52)	65 (0.24)	73 (1.16)	71 (0.47)	75 (0.30)	67 (0.41)	70 (0.52)
BGE-M3 ²⁰⁴⁸	μ	71 (0.41)	78 (0.24)	76 (0.18)	80 (0.21)	77 (0.04)	77 (0.22)	71 (0.41)	78 (0.24)	76 (0.18)	80 (0.21)	77 (0.04)	77 (0.22)
	M	66 (0.71)	75 (0.76)	74 (0.13)	76 (0.41)	69 (0.49)	72 (0.50)	66 (0.71)	75 (0.76)	74 (0.13)	76 (0.41)	69 (0.49)	72 (0.50)
ME5-L	μ	71 (0.46)	77 (0.53)	76 (0.47)	80 (0.59)	76 (0.51)	76 (0.51)	71 (0.46)	77 (0.53)	76 (0.47)	80 (0.59)	76 (0.51)	76 (0.51)
	M	67 (1.10)	74 (0.51)	73 (1.18)	76 (0.77)	69 (0.09)	72 (0.73)	67 (1.10)	74 (0.51)	73 (1.18)	76 (0.77)	69 (0.09)	72 (0.73)
XLMR-XL	μ	71 (0.23)	78 (0.52)	76 (0.60)	81 (0.21)	76 (0.59)	76 (0.43)	71 (0.23)	78 (0.52)	76 (0.60)	81 (0.21)	76 (0.59)	76 (0.43)
	M	65 (0.35)	75 (0.58)	73 (1.03)	75 (0.45)	69 (0.32)	72 (0.55)	65 (0.35)	75 (0.58)	73 (1.03)	75 (0.45)	69 (0.32)	72 (0.55)
Mixtral-8x7B	μ	69 (0.67)	72 (0.64)	73 (0.95)	77 (0.72)	71 (0.89)	73 (0.77)	69 (0.67)	72 (0.64)	73 (0.95)	77 (0.72)	71 (0.89)	73 (0.77)
	M	64 (0.10)	70 (0.91)	71 (0.43)	72 (0.80)	62 (2.86)	68 (1.02)	64 (0.10)	70 (0.91)	71 (0.43)	72 (0.80)	62 (2.86)	68 (1.02)

Table 3

Micro (μ) and macro (M) F1 scores for the five main language datasets using monolingual, multilingual, and zero-shot training setups with various model classifiers.

5.1.2 Evaluation languages. The zero-shot evaluation results for the 11 evaluation-only languages are reported in Table 4. Similar to the evaluations of the five large language datasets (Table 3), we present results across three taxonomies (hierarchical CORE, main CORE, X-GENRE) using the models described in Section 4.5.

With these evaluation languages, we observe a similar overall pattern to that seen with the main languages. Comparing the models, we note similar results among them, except for Mixtral, which consistently scores 2-4 percentage points lower than the other models tested here. The scores obtained with the full 25-label taxonomy and the X-GENRE taxonomy are also similar, with the best micro-averaged F1 scores reaching 67% averaged across languages, and macro-averaged scores slightly lower at 62%. The main labels yield the highest scores, reaching 70% F1, averaged across languages. However, there are clear differences between the languages, ranging from the lowest micro-averaged F1 of 50-55% (Japanese) to the low and mid-60% (Arabic, Catalan, Chinese, Norwegian, Portuguese, Spanish, Indonesian) and up to the highest of 70-80% (Farsi, Hindi, Urdu). We attribute these variations to several factors, including differences in dataset sizes (see Table 3.1), variations among annotators, linguistic relationships (e.g. Norwegian and Swedish are closely related), and the proportions of the languages used in pre-training (see also Section 5.1.3).

5.1.3 Comparing monolingual, multilingual and zero-shot models. The results in Tables 3 and 4 show that multilingual settings generally lead to slightly higher performance than monolingual ones, while zero-shot settings tend to score lower, in particular for the smaller evaluation datasets evaluated in Table 4. Specifically, the best micro-average F1 scores across the five languages are 76% for monolingual, 77% for multilingual, and 70% for zero-shot settings for all labels. The performances for the smaller evaluation-only languages are around 67% for all labels. In scenarios using only the main labels, the scores typically increase by about 2 percentage points.

On average, the multilingual setting scores only 1 percentage point—three standard deviations—higher than the monolingual setting. However, the performance of the multilingual model on English is 2 points lower than that of the monolingual model. For Finnish, the performance remains consistent, while for French, Swedish, and Turkish, the multilingual model outperforms the monolingual ones by 1-3 points. The drop in performance for English in the multilingual setting may result from slight differences in the annotation process between English and the other languages (see Section 3.1). Although Repo et al. (2021) reported promising zero-shot results from English to French, Finnish, and Swedish, demonstrating good compatibility between the corpora, small discrepancies still persist. These are most likely due to differing annotation strategies, particularly the use of MTurk for the English CORE corpus, as discussed in Section 3.

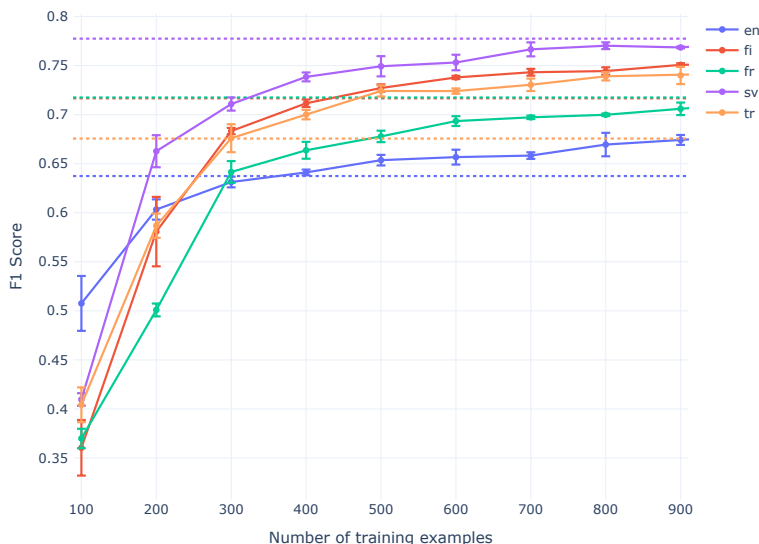
For Turkish, French, and Swedish, the improvements brought by multilingual training can be explained by the larger volume of training examples. In contrast, the lack of improvement for Finnish is likely due to its large dataset, which sets it apart from the other three languages and demonstrates a general glass ceiling effect—additional data or more sophisticated models do not yield better results. As illustrated in Figure 6, the multilingual model achieves high results after training on just 1,000 documents. Since the Finnish collection in FinCORE includes 10,000 documents, this explains why Finnish does not benefit from the multilingual approach. A similar result was observed by Laippala et al. (2023), who examined the correlation between classifier performance and the number of training examples for CORE, showing that learning slows down after 5,000 documents and stops after 10,000 documents.

		Ar	Ca	Es	Fa	Hi	Id	Jp	No	Pt	Ur	Zh	Avg.
All labels													
XLMR-L	μ	64 (0.20)	61 (0.75)	61 (1.01)	71 (0.75)	79 (0.01)	61 (0.24)	51 (3.06)	65 (0.07)	67 (0.70)	82 (0.39)	66 (0.63)	66 (0.71)
	M	64 (1.06)	67 (1.68)	62 (0.24)	69 (2.66)	70 (3.79)	52 (2.15)	60 (0.70)	64 (3.53)	58 (0.33)	62 (0.89)	53 (1.89)	62 (1.72)
BGE-M3	μ	64 (0.50)	62 (0.63)	62 (0.85)	70 (1.07)	78 (0.31)	61 (0.33)	50 (2.04)	65 (0.98)	68 (0.85)	80 (0.76)	66 (0.53)	66 (0.80)
	M	63 (0.45)	66 (1.63)	63 (0.75)	70 (1.10)	66 (1.00)	53 (0.63)	60 (2.05)	65 (0.18)	56 (2.06)	62 (2.22)	54 (0.39)	62 (1.13)
BGE-M3 ²⁰⁴⁸	μ	65 (0.34)	62 (0.40)	62 (0.36)	70 (0.27)	79 (0.31)	61 (0.06)	54 (0.96)	64 (0.16)	68 (0.21)	81 (0.36)	67 (0.80)	67 (0.38)
	M	66 (1.47)	69 (0.77)	61 (1.58)	72 (0.86)	66 (1.41)	55 (0.75)	62 (2.01)	65 (0.91)	56 (1.30)	61 (2.15)	57 (0.78)	63 (1.27)
ME5-L	μ	65 (1.19)	63 (0.72)	60 (1.22)	71 (1.43)	80 (1.18)	60 (0.24)	51 (2.62)	65 (1.09)	66 (0.75)	83 (0.74)	65 (0.31)	66 (1.04)
	M	62 (1.16)	68 (0.79)	59 (2.84)	70 (1.50)	68 (1.91)	54 (0.94)	63 (2.90)	62 (0.42)	58 (0.75)	64 (0.56)	57 (1.64)	62 (1.40)
XLMR-XL	μ	64 (0.38)	62 (1.10)	62 (0.70)	72 (0.96)	77 (0.90)	60 (0.25)	55 (1.00)	64 (0.43)	66 (0.81)	81 (0.45)	67 (0.45)	66 (0.67)
	M	64 (3.46)	67 (1.55)	62 (1.79)	72 (3.65)	66 (2.32)	53 (2.04)	62 (1.37)	64 (1.58)	57 (1.20)	61 (1.76)	54 (1.09)	62 (1.98)
Mixtral-8x7B	μ	59 (1.42)	62 (0.15)	61 (0.34)	67 (2.73)	74 (1.38)	58 (1.61)	54 (3.87)	65 (0.61)	64 (1.01)	76 (3.32)	61 (0.69)	64 (1.56)
	M	60 (4.49)	67 (0.22)	63 (1.96)	64 (3.24)	64 (1.13)	50 (1.99)	62 (5.99)	65 (1.99)	55 (0.28)	61 (3.33)	50 (0.64)	60 (2.30)
Main labels													
XLMR-L	μ	66 (0.42)	63 (0.71)	67 (0.37)	71 (1.62)	79 (0.03)	62 (0.10)	61 (1.73)	70 (0.12)	69 (0.33)	84 (0.19)	70 (0.81)	69 (0.59)
	M	59 (0.38)	67 (4.06)	50 (2.34)	69 (4.06)	65 (1.12)	53 (3.32)	59 (3.11)	66 (0.86)	57 (0.82)	65 (0.21)	53 (1.45)	60 (1.98)
BGE-M3	μ	67 (1.04)	64 (0.74)	69 (0.52)	70 (1.24)	77 (0.70)	62 (0.41)	62 (1.42)	69 (0.94)	70 (0.91)	82 (1.12)	70 (0.67)	69 (0.88)
	M	59 (1.00)	64 (0.77)	50 (1.54)	69 (0.96)	62 (2.77)	52 (3.15)	59 (0.71)	66 (0.39)	60 (1.01)	67 (1.47)	51 (0.38)	60 (1.29)
BGE-M3 ²⁰⁴⁸	μ	68 (0.56)	63 (0.56)	69 (0.76)	70 (0.98)	79 (0.67)	62 (0.12)	66 (0.50)	68 (0.48)	71 (0.35)	82 (0.19)	71 (0.81)	70 (0.54)
	M	60 (1.11)	66 (2.70)	49 (2.44)	69 (1.41)	62 (0.56)	57 (1.05)	64 (1.85)	66 (1.29)	58 (2.62)	62 (0.31)	54 (1.61)	61 (1.54)
ME5-L	μ	68 (1.44)	64 (0.42)	67 (1.59)	72 (0.68)	81 (1.35)	61 (0.52)	63 (2.62)	70 (1.37)	68 (0.96)	84 (0.71)	69 (0.37)	70 (1.09)
	M	59 (2.21)	65 (1.67)	54 (1.90)	68 (1.82)	72 (0.55)	56 (0.73)	62 (3.55)	66 (1.36)	59 (1.49)	64 (2.69)	59 (3.25)	62 (1.93)
XLMR-XL	μ	68 (1.02)	63 (0.87)	69 (0.93)	71 (1.35)	77 (0.98)	60 (0.07)	66 (1.60)	68 (0.19)	68 (0.55)	81 (0.30)	71 (0.39)	69 (0.75)
	M	59 (1.31)	64 (1.76)	53 (1.57)	68 (0.75)	64 (6.15)	52 (2.76)	63 (1.19)	64 (0.41)	59 (1.91)	59 (2.64)	54 (1.03)	60 (1.95)
Mixtral-8x7B	μ	60 (2.69)	64 (0.71)	67 (0.76)	68 (2.46)	73 (1.31)	59 (2.09)	64 (3.72)	69 (1.21)	67 (1.26)	76 (4.13)	66 (1.25)	67 (1.96)
	M	51 (2.61)	68 (2.57)	50 (3.25)	62 (3.63)	59 (1.76)	47 (1.16)	61 (9.58)	63 (1.33)	57 (1.95)	60 (2.15)	51 (2.26)	57 (2.93)
X-GENRE labels													
XLMR-L	μ	62 (0.72)	61 (1.02)	61 (0.81)	70 (1.50)	78 (0.42)	60 (0.28)	62 (2.14)	67 (0.37)	62 (0.18)	82 (1.36)	61 (0.66)	66 (0.86)
	M	53 (1.80)	63 (0.70)	51 (0.54)	66 (2.67)	69 (3.06)	49 (0.88)	56 (3.28)	68 (4.29)	55 (0.56)	55 (1.28)	55 (1.45)	58 (1.86)
BGE-M3	μ	61 (0.92)	63 (1.24)	62 (0.99)	70 (1.76)	76 (1.00)	60 (0.50)	64 (1.19)	65 (1.12)	63 (1.17)	80 (0.71)	60 (1.39)	66 (1.09)
	M	54 (0.72)	64 (2.64)	52 (1.18)	67 (2.24)	66 (1.98)	49 (0.43)	60 (2.82)	64 (3.05)	54 (2.52)	56 (1.78)	51 (1.59)	58 (1.90)
BGE-M3 ²⁰⁴⁸	μ	63 (0.78)	59 (0.92)	63 (0.29)	70 (0.89)	78 (1.49)	60 (0.33)	68 (1.04)	65 (0.95)	65 (0.78)	82 (1.16)	62 (1.01)	67 (0.88)
	M	57 (1.61)	61 (1.69)	52 (0.28)	66 (1.00)	64 (2.22)	49 (0.67)	66 (3.10)	65 (4.71)	55 (1.90)	57 (1.95)	56 (0.80)	59 (1.81)
ME5-L	μ	64 (2.16)	63 (1.44)	61 (1.29)	71 (0.78)	79 (1.77)	60 (0.36)	63 (4.04)	66 (1.39)	63 (0.78)	84 (1.95)	62 (0.26)	67 (1.47)
	M	55 (3.62)	66 (2.19)	51 (3.17)	69 (1.38)	68 (3.56)	48 (0.27)	61 (5.10)	66 (3.48)	55 (0.64)	63 (2.77)	57 (2.69)	60 (2.62)
XLMR-XL	μ	64 (1.19)	62 (2.01)	63 (1.14)	71 (1.26)	76 (0.74)	59 (0.32)	65 (2.10)	66 (0.67)	63 (0.81)	80 (1.18)	62 (1.27)	66 (1.15)
	M	57 (1.61)	65 (1.18)	54 (1.54)	66 (1.86)	66 (1.48)	48 (0.75)	61 (2.99)	66 (3.06)	56 (0.65)	55 (1.00)	55 (1.19)	59 (1.57)
Mixtral-8x7B	μ	57 (1.69)	61 (1.03)	61 (2.66)	69 (2.98)	74 (1.83)	56 (1.87)	61 (2.68)	66 (0.90)	60 (1.19)	75 (3.29)	57 (1.28)	63 (1.94)
	M	48 (2.85)	62 (0.68)	52 (1.47)	63 (3.22)	65 (3.37)	46 (1.13)	59 (4.32)	67 (4.57)	52 (1.99)	52 (3.14)	51 (1.80)	56 (2.59)

Table 4

Micro (μ) and macro (M) zero-shot F1 scores for 11 evaluation languages, using a multilingual model fine-tuned with the five major language datasets, using various model types.

In the zero-shot setting, model performances for the five major languages with the full label scheme average a 70% F1 score, showing a decrease of 6-7 percentage points compared to the monolingual and multilingual settings. The extent of the decrease varies, ranging from 0-2 points for French and Swedish to 10 points for English. For the smaller evaluation-only language datasets, the micro-average F1 score is 66% across all labels, but with considerable variability between registers—from as low as 51% to as high as 82%. These results show the language-specific nature of registers, which cannot be captured without language-specific training data. Notably, for smaller languages, performance is also influenced by the composition of the evaluation datasets and the linguistic proportions in the training datasets of the pre-trained models. As noted by

**Figure 6**

F1 scores as a function of training steps. Standard deviations presented as error bars and zero-shot performances as dotted lines.

Conneau et al. (2020), these factors can lead to significant disparities in model performance on downstream tasks.

In summary, the findings indicate that (1) our detailed CORE taxonomy leads to state-of-the-art web register identification results; (2) multilingual training is beneficial as it provides more learning instances; (3) registers do contain language-specific elements that require in-language data for accurate modeling; and (4) there seems to be an 80% F1 score glass ceiling on register identification, irrespective of the number of training instances or the complexity of the machine learning model or architecture used.

The observations regarding the glass ceiling effect (4) and the variability across mono- and multilingual models (2) as well as zero-shot settings (3) raise further questions about the underlying reasons for the persistent misclassification of a substantial fraction of the documents. The glass ceiling effect demonstrates the inherent challenges in web register identification, a difficulty previously noted in studies focusing on inter-annotator agreement and model development (see Section 2). A central question remains: What specific characteristics make some documents difficult to categorize into register classes? This issue is addressed in Section 5.2, where we specifically focus on the harder-to-classify examples. Additionally, another significant open question involves the factors behind the observed performance variations in mono- and multilingual models, as well as in zero-shot settings. What causes these variations? How do different registers translate across languages in these contexts? These topics are further explored in Section 5.3.

5.2 Breaking the glass ceiling

In Section 5.1, we showed that the fine-tuned classification models reach a plateau at approximately 80% F1 score, regardless of the exact model architecture or increases in

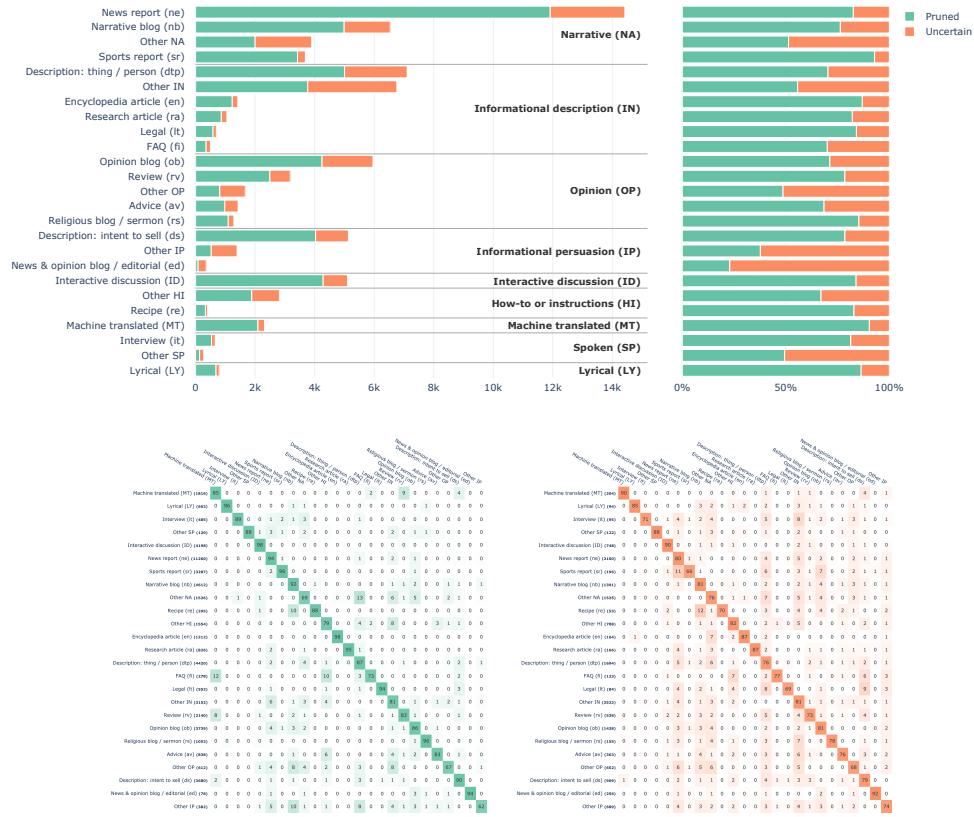
the number of training examples. Here, we analyze possible reasons behind this, addressing two recognized issues in web register classification: documents with uncertain labels and hybrids. First, we experiment with data pruning, which involves excluding examples from our datasets whose labels contain potential issues. Then, we focus on hybrid labels, conducting various experiments with separated hybrid and non-hybrid data. Throughout this section, we utilize the multilingual XLM-R classifier, which is the simplest among the best-performing models, with fast inference (see Section 5.4).

5.2.1 Data pruning. We examine the impact of removing uncertainly labeled documents—including ambiguous, hard, and potentially mislabeled examples—from our datasets on the performance of our multilingual XLM-R classifier. Utilizing the Cleanlab tool (see Section 4.8), we identify and exclude examples with potential label issues under the premise that such pruning will enhance model performance. We compare models trained on the full unfiltered data with those trained on pruned data. The evaluation of these models involves three different datasets: (a) the original full dataset without any pruning; (b) instances identified by Cleanlab as uncertain (24% of the original); and (c) a curated pruned set devoid of instances labelled as uncertain (76% of the original). For this analysis, we use the full (a) and pruned (c) sets for training, splitting them according to the process described in Section 4.1, and evaluate the resulting models using all three datasets.

Figure 7 presents a comparison of class distributions between the pruned and uncertain partitions of the datasets. The classes with the most examples removed, such as *News & Opinion Blog or editorial* and *Informational persuasion* (without a subregister), are among the smaller categories. Generally, the categories most often identified as uncertain are those without subregisters (the *Other* classes in the figure), which is expected since greater specificity typically implies more certainty. The label co-occurrence heatmaps (bottom panels of the figure), which illustrate the distribution of hybrid documents, show differing distributions of hybrids between the pruned and uncertain partitions. However, the pruning process does not specifically target hybrids, which, as discussed below, are generally harder to classify than non-hybrids (see Section 5.2.2). Overall, we find that the pruning process does not significantly alter the data distribution in a way that can be clearly attributed to specific classes or hybrids.

The data pruning results are presented in Table 5. On the left are the results for the model trained with pruned data, and on the right, for the model trained with the full data. In both cases, the lowest scores are obtained using the test set with uncertain data (F1 scores ranging between just 30–46%), indicating that the data pruning method used here successfully identifies examples with potential label issues, as neither model performs well on these examples.

Evaluating the full data using models trained on full versus pruned data reveals interesting results. Specifically, the average micro and macro-average F1 scores are notably higher in the full-trained model (77% and 71%, respectively) compared to the pruned model (59% and 52%). We interpret this to mean that the noisy examples provide valuable information for the classifier, including hard-to-classify examples and other useful edge cases common in real-world data. Manual scrutiny of a random sample of the removed examples—briefly examined but not discussed further here—supports this conclusion. Similarly, when comparing the performance of both models on the pruned dataset, we observe that both perform extremely well, with the average F1 scores reaching 89–91%, and the model trained on the pruned data leading only by a small margin of 2–3 percentage points. Thus, training on the full data does not significantly decrease the model’s performance on the non-problematic examples (as identified by Cleanlab). This

**Figure 7**

Label distributions comparison between pruned and uncertain data partitions as identified by Cleanlab. Top left: Main and subregister distributions, with the *Other* class denoting labels without a specified subregister. Top right: Percentages of pruned vs. uncertain labels. Bottom panels: Heatmaps showing class co-occurrences in pruned and uncertain datasets; diagonals represent single-label percentages, off-diagonals show co-occurrences.

further supports the finding that the model can robustly handle variations in the data and is stable against noise, a crucial insight given the often noisy nature of real-world datasets (Song et al. 2023).

In summary, contrary to our initial hypothesis, our experiments show that data pruning does not enhance model performance—instead, it may lead to overfitting on the pruned data. Although the poor performance of our classifiers on data identified by Cleanlab as noisy confirms that these examples indeed contain some labeling issues (including ambiguous or otherwise hard-to-classify examples), the robust performance of the full-trained model on the full dataset and its comparable results on the pruned dataset demonstrate that our datasets, despite some noise, effectively train high-performing register classification models. Evidently, the presence of uncertain examples boosts the models’ out-of-distribution robustness rather than diminishes it. This is a positive outcome, suggesting that the dataset does not require cleaning to achieve good performance. Furthermore, the strong performance of the full-trained model on the pruned dataset suggests that its predictions are reliable for the majority

FINE-TUNING WITH PRUNED DATA							FINE-TUNING WITH FULL DATA						
	En	Fi	Fr	Sv	Tr	Avg.		En	Fi	Fr	Sv	Tr	Avg.
Eval: Uncertain							Eval: Uncertain						
μ	35 (0.85)	36 (0.18)	43 (0.35)	46 (0.12)	34 (0.62)	39 (0.42)	μ	39 (0.37)	40 (0.40)	45 (0.57)	48 (0.16)	38 (0.86)	42 (0.47)
M	24 (0.25)	30 (1.44)	37 (0.26)	37 (0.83)	30 (0.52)	31 (0.66)	M	27 (0.83)	32 (1.10)	40 (0.40)	39 (0.65)	35 (1.34)	35 (0.86)
Eval: Full							Eval: Full						
μ	54 (0.54)	61 (0.07)	59 (0.27)	64 (0.06)	56 (0.27)	59 (0.24)	μ	72 (0.14)	79 (0.42)	75 (0.16)	81 (0.26)	78 (0.63)	77 (0.32)
M	48 (0.44)	55 (1.16)	56 (0.36)	58 (0.55)	46 (1.04)	52 (0.71)	M	67 (0.85)	72 (0.98)	73 (0.31)	75 (0.37)	66 (1.52)	71 (0.80)
Eval: Pruned							Eval: Pruned						
μ	85 (0.36)	92 (0.27)	91 (0.08)	93 (0.03)	92 (0.73)	91 (0.29)	μ	84 (0.34)	91 (0.47)	89 (0.62)	91 (0.15)	88 (0.94)	89 (0.50)
M	81 (0.21)	89 (0.89)	90 (0.92)	87 (0.42)	85 (2.19)	86 (0.93)	M	79 (0.68)	85 (0.17)	83 (0.04)	88 (0.60)	80 (0.88)	83 (0.48)

Table 5

Micro (μ) and macro (M) F1 scores for experiments using different combinations of the pruned and full datasets, using the XLM-R model and the hierarchical CORE scheme. The pruned dataset consists of 76% of the original full dataset, with the remaining 24% of data identified as having uncertain labels.

	En	Fi	Fr	Sv	Tr	Avg.		En	Fi	Fr	Sv	Tr	Avg.
Train: All labels, Evaluate: Non-hybrid labels (72%)							Train: Non-Hybrid labels, Evaluate: Hybrid label (17%)						
μ	77 (1.01)	81 (0.25)	80 (1.30)	83 (0.36)	80 (0.52)	80 (0.69)	μ	55 (0.70)	51 (4.71)	54 (0.26)	56 (1.14)	56 (2.36)	55 (1.83)
M	70 (1.27)	73 (0.51)	75 (1.16)	74 (1.12)	69 (0.53)	72 (0.92)	M	49 (1.78)	53 (4.50)	58 (2.81)	62 (2.16)	58 (2.83)	56 (2.82)
Train: All labels, Evaluate: Hybrid labels (28%)							Train: Hybrid labels, Evaluate: All labels (22%)						
μ	60 (0.44)	69 (1.06)	65 (1.72)	75 (1.14)	62 (0.99)	66 (1.07)	μ	66 (1.65)	78 (0.87)	68 (0.51)	72 (0.16)	68 (1.28)	71 (0.90)
M	52 (1.02)	62 (0.25)	66 (2.44)	69 (2.05)	62 (1.45)	62 (1.44)	M	55 (1.55)	76 (1.43)	67 (0.95)	66 (0.56)	70 (0.91)	67 (1.08)
Train: Non-hybrid labels, Evaluate: All labels (78%)							Train: Hybrid labels, Evaluate: Non-hybrid labels (12%)						
μ	73 (0.54)	79 (0.43)	78 (0.35)	84 (0.40)	79 (0.75)	79 (0.49)	μ	60 (1.09)	57 (0.92)	59 (1.90)	59 (0.46)	62 (1.13)	59 (1.10)
M	68 (0.72)	72 (1.04)	76 (0.47)	79 (0.74)	69 (1.44)	73 (0.88)	M	54 (1.65)	64 (0.20)	60 (2.07)	54 (1.28)	64 (1.12)	59 (1.26)
Train: Non-Hybrid labels, Evaluate: Non-hybrid label (60%)							Train: Hybrid labels, Evaluate: Hybrid label (10%)						
μ	80 (0.92)	82 (0.14)	84 (1.13)	89 (0.41)	82 (0.59)	83 (0.64)	μ	75 (0.17)	93 (2.03)	77 (2.71)	84 (0.67)	80 (2.35)	82 (1.58)
M	72 (1.14)	75 (0.63)	83 (0.27)	83 (2.17)	72 (0.76)	77 (0.99)	M	63 (2.46)	84 (3.22)	76 (2.27)	79 (1.61)	86 (2.09)	78 (2.33)

Table 6

Micro (μ) and macro (M) F1 scores across combinations of full, hybrid and non-hybrid labels in dataset and predictions. Percentages in parentheses show the proportion of included labels from the total dataset. All experiments use the XLM-R model and the full CORE taxonomy.

of the data. Nevertheless, our observations highlight some of the challenges in register identification on the noisy, unrestricted web.

5.2.2 Hybrid documents. Previously, Laippala et al. (2023) demonstrated that hybrid documents are frequently misclassified in English web data. Similarly, in Slovenian, hybrids have been found to decrease macro F1 classification scores (Kuzman, Rupnik, and Ljubešić 2022). In this section, we extend this investigation to a multilingual context. We first evaluate classifier performance across different segments of the dataset, specifically targeting splits with (a) only hybrid documents, (b) only non-hybrids, and (c) the entire dataset. We train and evaluate using all combinations of these sets. Table 6 presents the obtained F1 scores.

	En	Fi	Fr	Sv	Tr	Avg.
μ	65 (0.50)	76 (0.42)	70 (0.38)	75 (0.90)	75 (0.47)	72 (0.53)
M	61 (0.13)	68 (1.45)	69 (0.47)	71 (0.46)	64 (1.12)	67 (0.73)

Table 7

Micro (μ) and macro (M) F1 scores with hybrids grouped into a single class, using XLM-R and the full CORE scheme.

We observe that documents with both the true and predicted labels categorized as either hybrid or non-hybrid are classified with high scores—82% and 83% F1, respectively. Conversely, misclassifications are frequent when hybrid labels are present only in the true *or* the predicted labels; in other words, between hybrid and non-hybrid labels. Given previous studies, it is expected that hybrid labels are often misclassified. However, the observation that misclassifications take place particularly when non-hybrids are classified as hybrids and vice versa—i.e. when a non-hybrid is predicted as having two or more main or sub-register labels, or when a hybrid is predicted with just one main label and an optional sub-label—sheds new light on the issue. Surprisingly, hybrids are often correctly predicted when classified as such, indicating that the challenge primarily lies in distinguishing between hybrids and non-hybrids.

As hybrid documents complicate classification, recent web register and genre studies often group them into an *Other* or *Mix* class instead of treating them as belonging to multiple register categories (Sharoff 2018; Ljubešić and Kuzman 2024). This method offers a simple and elegant solution for handling hybrids. Consequently, we experiment with a setup where hybrid labels are grouped into a single class. We introduce a *Mix* class in our label taxonomy and fine-tune multilingual XLM-R classifiers by mapping all hybrid labels to this new class. Thus, our taxonomy now consists only of discrete classes, effectively transforming the task into a multi-class classification problem, though the classifier architecture remains unchanged from the previous experiments.

The results are presented in Table 7. The language-averaged micro and macro F1 scores (72% and 67%, respectively) are significantly lower than those obtained by assigning hybrids to multiple categories (77% and 71%; see Table 3). This decline in performance demonstrates that in this task, the multi-label setting enhances performance by allowing the model to apply its knowledge of different web register characteristics when classifying documents that blend these traits in various ways. This observation, coupled with the frequent confusions between hybrids and non-hybrids, supports recent linguistic studies suggesting that hybrids often feature characteristics from multiple classes and should perhaps be considered more as continuous rather than discrete categories (Biber, Egbert, and Keller 2020).

A keyword analysis using the SACX tool (see Section 4.9) substantiates that hybrid documents genuinely combine elements from distinct register classes. For instance, keywords extracted from *Spoken + Narrative* hybrids, as shown in Table 8, display clear characteristics of both registers. Specifically, reporting verbs like *spoke* and *said* are typically associated with *News* and *team* refers to *Sports reports* (both subregisters of *Narrative*), while personal pronouns such as *me*, *my*, *you*, and the term *interview* are characteristic of the *Interview* subregister of *Spoken*. This blending of keywords illustrates how hybrids incorporate features from multiple register classes.

Summing up this section, our findings give additional support to treating automatic web register identification as a multi-label classification task. Our analysis shows that

a	it's	see	them
as	me	spoke	this
interview	my	that's	will
it	says	team	you

Table 8

English keywords extracted for the hybrid class *Narrative + Spoken* using SACX.

while grouping hybrids into a single mixed class reduces complexity, it significantly lowers F1 scores compared to treating hybrids as belonging to multiple categories. Furthermore, this approach aligns both with our keyword analysis and previous studies that acknowledge the non-discrete nature of hybrids.

5.3 Register impact on monolingual, multilingual, and zero-shot performance

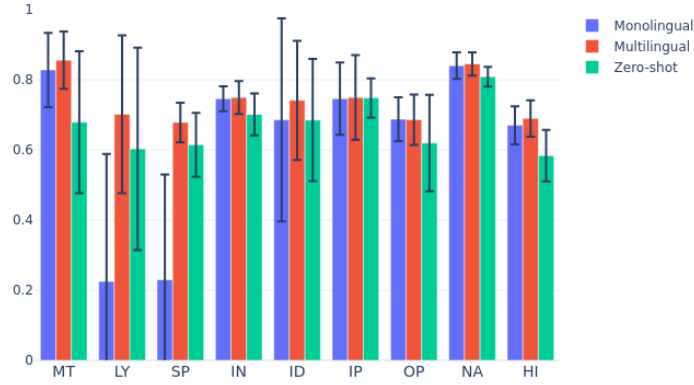
In the previous section, we showed that a substantial part of the prediction errors stems from documents with uncertain labels and confusion between hybrid documents and those featuring only a single register. Evaluating predictions on data pruned of uncertain examples boosts F1 scores to over 90%, and removing all hybrids raises the score for non-hybrids to 83%. Furthermore, in Section 5.1, we showed that multilingual training benefits languages with less training data, and that although the performances are satisfactory, zero-shot results remain nearly 10% lower than those achieved when the target language is included in the fine-tuning.

In this section, we further analyze all these results. Specifically, we explore whether and how classifier performances vary by register and language. Following previous studies in linguistics and NLP (e.g. Laippala et al. 2021; Biber 1995), we expect that registers will differ in terms of their distinctiveness and the prediction accuracies they permit. Similarly, since registers are considered cultural constructs with both culture- and language-specific characteristics (Biber and Egbert 2023), we anticipate that cross-lingual transfer may vary by class—it would be logical that the culture-specific characteristics of some registers could diminish their cross-linguistic identifiability.

5.3.1 Register-specific model performances. Figure 8 presents the micro-average F1 scores for monolingual, multilingual, and zero-shot settings using XLM-R Large across the five major languages, comparing performances by register and setting. Similarly, Figure 9 shows the zero-shot results for smaller languages with evaluation data only. For clarity, Figure 9 includes separate bars for smaller languages that perform below and above the average (see Section 5.1.1), focusing solely on the main register level.

First, as expected from the results by Laippala et al. (2023), registers display differences in F1 scores. *Narrative*, *Informational persuasion* and *Informational description* achieve high scores. *Machine-translated*, *How-to or instructions*, *Opinion*, and *Interactive discussion* fall into the mid-range, while *Spoken* and *Lyrical* score the lowest.

For registers with high and mid-range scores, the tendencies between the settings are similar: multilingual results are numerically slightly higher or similar to the monolingual ones, and zero-shot performances remain 3–12% lower than the multilingual results. The scores for these classes are relatively consistent across languages, with small standard deviations for *Narrative*, *How-to or instructions*, *Opinion*, and *Informational*

**Figure 8**

Register-specific micro F1 scores in monolingual, multilingual and zero-shot settings for *Machine-translated* (MT), *Lyrical* (LY), *Spoken* (SP), *Informational description* (IN), *Interactive discussion* (ID), *Opinion* (OP), *Narrative* (NA) and *How-to or instructions* (HI).

description. However, there is greater variation for *Machine-translated*, *Informational persuasion*, and *Interactive discussion*. Additionally, while zero-shot scores generally show notably higher standard deviations than mono- and multilingual scores, for *Interactive discussion*, the monolingual scores display more variation.

The stability of the scores for certain registers suggests similarities across languages, reflected in similar F1 scores. Conversely, higher standard deviations for some registers indicate that the distinctiveness of registers is influenced by linguistic and cultural factors, affecting performance across languages. The high standard deviations in the zero-shot scores also suggest that cross-lingual transfer success varies.

In contrast to the registers with high and mid-range performances, the two registers with the lowest F1 scores, *Lyrical* and *Spoken*, behave differently. For these registers, average monolingual performances are very low, while multilingual and zero-shot performances are significantly higher. This is attributable to the small size of these classes in some languages, providing monolingual models with very few examples to learn from. Conversely, having more examples in a multilingual or zero-shot setting from other languages leads to improved performance, as evidenced in the multilingual and zero-shot results for these registers.

5.3.2 Class confusions. The register-specific scores from the previous section reveal that model performance varies notably by register and training setting. Some registers are stable across languages, while others display more variation, with particularly high standard deviations in zero-shot settings. Smaller registers benefit the most from training examples in different languages. To offer a more detailed view of how language, register, and training setting affect model performance, Figure 10 presents confusion matrices for correctly and incorrectly classified registers for each of the five major languages in monolingual, multilingual, and zero-shot settings.

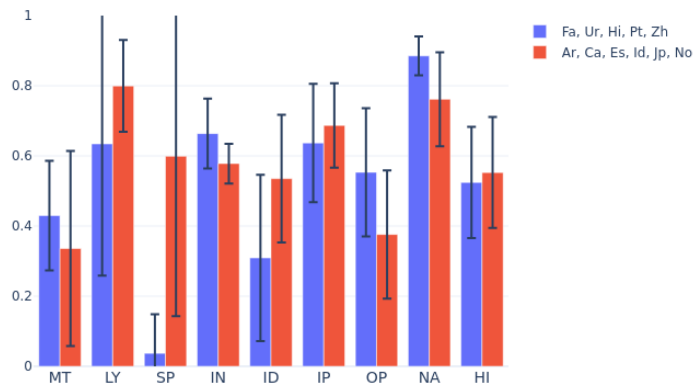


Figure 9

Micro F1 scores by register for small zero-shot languages, including the main registers *Machine-translated* (MT), *Lyrical* (LY), *Spoken* (SP), *Informational description* (IN), *Interactive discussion* (ID), *Opinion* (OP), *Narrative* (NA) and *How-to or instructions* (HI).

In all matrices, we can identify two problem areas: the upper left and lower left corners. The upper left corner includes the two registers, *Lyrical* and *Spoken*, which are small in many languages and particularly benefit from multilingual and zero-shot settings. These registers are frequently misclassified into other main registers, especially *Narrative*, as well as other main classes. Additionally, some *Lyrical* documents are incorrectly predicted as *Narrative blog* and some *Spoken* as *News report*. In some languages, the main register *How-to* can also be misclassified as *Informational description*.

The second problematic area, the lower or mid-left corner of the matrices, involves the subregisters, including classes such as *Interview*, *Advice*, *Encyclopedia article*, *Description of a thing or person*, and *Opinion blog*. These documents are often misclassified to their parent main register class, such as *Description of a thing* to *Informational description*. Furthermore, some documents are misclassified to other related registers, such as *Interview* to *Narrative* or *Encyclopedia article* to *Description of a thing or person*. Some subregisters—particularly *Advice* and *Editorial*—receive various predicted labels in different languages.

Although the tendencies for numerically larger classes are quite similar across languages, some class confusions appear to be language-specific. In particular, *Interactive discussion* in Turkish receives much lower scores than in the other languages and is frequently misclassified to different main registers, especially in the monolingual setting. This also explains the high standard deviation associated with monolingual *Interactive discussion* as shown in Figure 8.

While the misclassifications of Turkish *Interactive discussion* would require a detailed analysis beyond the scope of this article, the other trends in register class confusions can be justified. The fluctuating misclassifications of *Advice* and *News & opinion blog or editorial* to many register classes reflect these registers’ lack of distinctiveness. In the future, they could be considered for exclusion as subregisters in the CORE scheme.

[illegible]

Finnish

[illegible]

French

[illegible]

Figure 10
Confusion matrices for web register classifications by language (English, Finnish, French, Swedish, Turkish), comparing monolingual (left), multilingual (middle), and zero-shot (right) models. Values are rounded to the nearest integer. (Continued on the next page.)

Swedish

Support: MT 116, LY 15, SP 7, ID 51, NA 393, HI 78, IN 338, OP 164, IP 426, it 6, ne 95, sr 14, nb 246, re 18, en 133, ra 1, dtp 93, fi 30, lt 38, rv 68, ob 54, rs 9, av 27, ds 317, ed 9

Turkish

Support: MT 110, LY 7, SP 13, ID 23, NA 229, HI 33, IN 185, OP 92, IP 284, it 7, ne 191, sr 14, nb 23, re 21, en 4, ra 0, dto 46, fi 3, lt 53, rv 31, ob 22, rs 10, av 20, ds 244, ed 33

Figure 10
Confusion matrices for web register classifications by language (English, Finnish, French, Swedish, Turkish), comparing monolingual (left), multilingual (middle), and zero-shot (right) models. Values are rounded to the nearest integer. (Continued from the previous page.)

The other misclassifications support the linguistic characteristics of the register classes identified earlier. Assigning only the main register labels reflects the non-discreteness of the register classes—the distinction between documents that clearly display characteristics of a subregister and those that only feature broader main register traits can be challenging to make. Thus, this observation aligns with the findings from our previous discussion on hybrids (see Section 5.2.2). Similarly, misclassifications to other related registers can be attributed to non-discrete boundaries, functional similarities, or other shared characteristics between the registers. For example, *News article* within the *Narrative* main register frequently features interviews, explaining the misclassifications of *Interview* to *News report*.

Finally, differences in the confusion matrices across monolingual, multilingual, and zero-shot settings corroborate our previous findings on the impact of various training regimes on performance (see Section 5.3.1 and Figures 8, 9). The multilingual setting notably enhances model quality, as evidenced by the crisper diagonal lines in the matrices, particularly in the two problematic areas identified earlier. These results provide further evidence and detail supporting our previous claims that multilingual

English	Finnish	Translation	French	Translation
answers	keskustelut	conversations	blog	blog
answer	kysyjä	asker	voudrais	would like to
replies	kommentista	about the comment	viennent	(they) are coming
subforum	topicin	of-topic	discussion	discussion
discussion	aikuinen	adult	topic	topic
re	ketjun	of-thread	posted	posted
topic	aikoo	(he/she/it) will	php	–
thread	pistän	(I) put/place	re	–
answerer	ketjuun	to-thread	jpg	–
discuss	ketjussa	in-thread	forum	forum

Table 9

Keywords extracted with SACX for the register *Interactive discussion* in English, Finnish, and French. Our translations.

training is beneficial, especially for registers with few in-language examples. In the zero-shot matrices, although problematic areas begin to reappear (visible as more dispersed colors outside the diagonals), the positive effects of multilingual training still persist, as previously demonstrated by the class-specific F1 scores (Figure 8). For example, the smaller classes *Lyrical* and *Spoken* score higher than in the monolingual setting, and Turkish *Interactive discussion* maintains a good performance level.

Additionally, contrary to our initial hypothesis, the performance decreases between the multilingual and zero-shot models are relatively uniform across all registers. There is no clear indication that any specific registers suffer from the transfer more than others due to, for instance, culture-specific aspects. The instabilities in F1 scores noted for some registers in section 5.3.1 are not evident in the confusion matrices. Instead, the overall tendencies across the registers are surprisingly similar across languages. To illustrate this, Table 9 presents the top 10 SACX keywords for the register *Interactive discussion* in English, French, and Finnish, derived using monolingual XLM-R models, similar to those reported in Section 5.1. From this table, we can see that the keywords are remarkably similar, despite being derived from different models and separate datasets.

Summing up, register-specific scores vary by training setting and language, with smaller registers benefiting from multilingual examples. Confusion matrix analysis reveals key areas of misclassification, particularly with smaller registers like *Lyrical* and *Spoken* often confused with broader classes such as *Narrative*. While these errors highlight the difficulty of the task, they also provide useful insights for potential modifications to the register taxonomy. Moreover, we find that register-specific classification performance is surprisingly consistent across different languages.

5.4 Inference time comparison

We conclude this section with a comparison of the inference times (or latencies) of the six fine-tuned models: XLM-R Large, XLM-R XL, ME5, BGE-M3⁵¹², BGE-M3²⁰⁴⁸, and Mixtral 8x7B. The results, displayed in Figure 11, are based on the main label taxonomy. To ensure accurate timing, we use CUDA events (Atkins and MacLeod 2023) and perform a GPU warm-up to eliminate initial overheads before timing begins. All

	XLM-R Large	XLM-R XL	BGE-M3 ²⁰⁴⁸	BGE-M3 ⁵¹²	ME5-L	Mixtral 8x7B
1	12.55	29.70	38.35	12.19	12.15	438.54
2	6.75	23.61	35.92	6.74	6.80	244.03
3	4.51	25.17	33.72	4.50	4.55	183.93
4	4.54	21.60	33.55	4.54	4.56	156.43
5	4.07	20.73	33.01	4.09	4.07	139.14
6	3.87	22.40	33.25	3.88	3.90	128.15
7	4.43	21.21	33.29	4.42	4.44	121.04
8	4.20	20.08	32.98	4.23	4.21	113.79

Figure 11
Inference times (latencies) for different models across different batch sizes.

measurements are conducted in the same software environment on a single NVIDIA A100 GPU.

We compute the mean inference times across all test sets over ten iterations for each model at different batch sizes (1-8). Figure 11 shows the results times in milliseconds (ms) for each model across these batch sizes. The results indicate that the XLM-R Large, BGE-M3⁵¹², and ME5 multilingual models are consistently the fastest across all batch sizes, making them efficient options for web register labeling among the compared models. As expected, the larger models—XLM-R XL, BGE-M3²⁰⁴⁸, and Mixtral—have higher latencies, with Mixtral being by far the slowest. The extended token limit of the BGE-M3²⁰⁴⁸ explains its significantly slower inference speed compared to BGE-M3⁵¹². Given its strong performance (see Section 5.1), simplicity, and fast inference, we recommend the XLM-R Large as the most appropriate model for web register identification.

6. Conclusion

Automatic register identification is crucial for assessing data representativeness and controlling the type of language used in corpus linguistics research and NLP applications that utilize web-sourced data. Despite recent advancements, the varied language use on the unrestricted web continues to present challenges, especially with documents that blend characteristics of multiple classes or are otherwise difficult to categorize. Furthermore, the potential of cross- and multilingual deep learning to tackle these challenges has remained largely unexplored.

To address these gaps, we explored web register identification across 16 languages using the Multilingual CORE corpora, which include 25 registers representing the entire unrestricted web. We fine-tuned several deep learning models in monolingual, multilingual, and zero-shot settings, achieving state-of-the-art results with micro-averaged F1 scores ranging between 74-81% for languages with in-language training examples, and competitive scores of 51-82% for zero-shot transfers, using a hierarchical, multi-label taxonomy. Multilingual models generally outperformed monolingual and zero-shot setups, with the highest scores being 81% for Swedish and 79% for Finnish—

scores that, as suggested by similar inter-annotator agreement scores, may represent a performance ceiling for this task.

Further analysis identified challenges with documents bearing uncertain labels and hybrids (documents assigned to more than one class), where excluding uncertain labels improved model performance to 91%; examinations on non-hybrids and hybrids indicated that most prediction errors stem from confusing the two, rather than incorrectly identifying the specific types of hybrids. These findings highlight the continuous nature of register variation and the difficulty of assigning all web documents to discrete register classes, aligning with the recent view of registers as cultural constructs with internal variation (Biber and Egbert 2023).

An in-depth examination of individual registers showed that smaller ones greatly benefit from multilingual training where they can gain more training examples from different languages. Error analysis across registers revealed that most errors involved related registers or subregisters, demonstrating a continuous spectrum of register characteristics without strong language- or culture-specific biases. Instead, registers appeared surprisingly similar across languages. Our findings highlight some of the many challenges of web register modeling and suggest areas for improvement, particularly to better understand how model predictions relate to the diverse language-, register-, and culture-specific characteristics of web texts.

7. Limitations and future work

This article focused on register identification rather than traditional register *analysis*, which characterizes registers based on their linguistic features (Argamon 2019). Our deep learning approach, which relies on abstract vector representations, does not permit direct exploration of the linguistic features that influence model predictions, unlike more traditional methods (e.g. Stamatatos, Fakotakis, and Kokkinakis 2000; Finn and Kushmerick 2006). However, this methodology opens avenues for future linguistic research; our models could be used to label large web-text corpora like OSCAR (as demonstrated by Laippala et al. 2022), opening up opportunities for extensive corpus-linguistic studies. Additionally, leveraging document embeddings through unsupervised learning methods such as clustering might uncover new insights into the nature and relationships of different registers (Santini 2005; Gries, Newman, and Shaoul 2011).

Due to model constraints, our classifications were limited to truncated texts. Following Laippala et al. (2023), we used only the beginnings of documents (512 or 2048 tokens); other possibilities include using document tails, combining the head and tail, or various windowing methods (see Sun et al. 2019, for discussion). This is especially relevant for hybrid documents, and an exploration of these methods could reveal whether different document sections in hybrids correspond to distinct registers or have unique qualities related to each hybrid class.

Lastly, an important limitation of our study is that we did not explore the classification capabilities of Large Language Models (LLMs) using prompting techniques. Recent work by Kuzman, Mozetič, and Ljubešić (2023b) has demonstrated promising results with ChatGPT for web genre classification using zero-shot prompts (see also Törnberg 2023). In the course of this study, we experimented informally with several multilingual LLMs, including Aya-23-8B (Aryabumi et al. 2024), testing both zero-shot prompting and instruction tuning. However, these approaches yielded consistently poorer results compared to fine-tuning encoder models such as XLM-R, so we decided to set this area aside for future work. Still, we anticipate that future research on web registers will greatly benefit from applying LLMs for data augmentation and analysis.

References

- Argamon, Shlomo Engelson. 2019. Register in computational language research. *Register Studies*, 1(1):100–135.
- Aryabumi, Viraat, John Dang, Dwarak Talupuru, Saurabh Dash, David Cairuz, Hangyu Lin, Bharat Venkitesh, Madeline Smith, Kelly Marchisio, Sebastian Ruder, Acyr Locatelli, Julia Kreutzer, Nick Frosst, Phil Blunsom, Marzieh Fadaee, Ahmet Üstün, and Sara Hooker. 2024. Aya 23: Open weight releases to further multilingual progress.
- Asheghi, Noushin Rezapour, Serge Sharoff, and Katja Markert. 2014. Designing and evaluating a reliable corpus of web genres via crowd-sourcing. In *Proceedings of the Ninth International Conference on Language Resources and Evaluation (LREC'14)*, pages 1339–1346, European Language Resources Association (ELRA), Reykjavik, Iceland.
- Asheghi, Noushin Rezapour, Serge Sharoff, and Katja Markert. 2016. Crowdsourcing for web genre annotation. *Language Resources and Evaluation*, 50:1–39.
- Atkins, Lawrence and David MacLeod. 2023. How to Accurately Time CUDA Kernels in Pytorch. <https://www.speechmatics.com/company/articles-and-news/timing-operations-in-pytorch>.
- Atkinson, Dwight and Douglas Biber. 1994. Register: A review of empirical research. In *Sociolinguistic Perspectives on Register*. Oxford University Press.
- Bergstra, James, Daniel Yamins, and David Cox. 2013. Making a science of model search: Hyperparameter optimization in hundreds of dimensions for vision architectures. In *Proceedings of the 30th International Conference on Machine Learning*, volume 28 of *Proceedings of Machine Learning Research*, pages 115–123, PMLR, Atlanta, Georgia, USA.
- Berninger, Virginia F., Youngju Kim, and Sara Ross. 2008. Building a document genre corpus: a profile of the krysis corpus. In *BCS-IRSG Workshop on Corpus Profiling*, pages 1–10.
- Biber, Douglas. 1988. *Variation across Speech and Writing*. Cambridge University Press, Cambridge.
- Biber, Douglas. 1995. *Dimensions of Register Variation: A Cross-Linguistic Comparison*. Cambridge University Press, Cambridge.
- Biber, Douglas and Susan Conrad. 2019. *Register, Genre, and Style*. Cambridge University Press, Cambridge.
- Biber, Douglas and Jesse Egbert. 2016a. Register variation on the searchable web: A multi-dimensional analysis. *Journal of English Linguistics*, 44(2):95–137.
- Biber, Douglas and Jesse Egbert. 2016b. Using grammatical features for automatic register identification in an unrestricted corpus of documents from the open web. *Journal of Research Design and Statistics in Linguistics and Communication Science*, 2(1):3–36.
- Biber, Douglas and Jesse Egbert. 2018. *Register Variation Online*. Cambridge University Press.
- Biber, Douglas and Jesse Egbert. 2023. What is a register? accounting for linguistic and situational variation within – and outside of – textual varieties. *Register Studies*, 5(1):1–22.
- Biber, Douglas, Jesse Egbert, and Daniel Keller. 2020. Reconceptualizing register in a continuous situational space. *Corpus Linguistics and Linguistic Theory*, 16(3):581–616.
- Biber, Douglas and Jerry Kurjian. 2007. Towards a taxonomy of web registers and text types: A multi-dimensional analysis. In *Corpus Linguistics and the Web*. Brill, Leiden, The Netherlands, pages 109–131.
- Brekke, Magnar. 2000. From the BNC toward the cybercorpus: A quantum leap into chaos? In *Corpora Galore*. Brill, Leiden, The Netherlands, pages 227–247.
- Brown, Tom, Benjamin Mann, Nick Ryder, Melanie Subbiah, Jared D Kaplan, Prafulla Dhariwal, Arvind Neelakantan, Pranav Shyam, Girish Sastry, Amanda Askell, Sandhini Agarwal, Ariel Herbert-Voss, Gretchen Krueger, Tom Henighan, Rewon Child, Aditya Ramesh, Daniel Ziegler, Jeffrey Wu, Clemens Winter, Chris Hesse, Mark Chen, Eric Sigler, Mateusz Litwin, Scott Gray, Benjamin Chess, Jack Clark, Christopher Berner, Sam McCandlish, Alec Radford, Ilya Sutskever, and Dario Amodei. 2020. Language models are few-shot learners. In *Advances in Neural Information Processing Systems*, volume 33, pages 1877–1901, Curran Associates, Inc.
- Carlini, Nicholas, Florian Tramèr, Eric Wallace, Matthew Jagielski, Ariel Herbert-Voss, Katherine Lee, Adam Roberts, Tom B. Brown, Dawn Xiaodong Song, Úlfar Erlingsson, Alina Oprea, and Colin Raffel. 2020. Extracting training data from large language models. In *USENIX Security Symposium*.
- Chen, Jianlv, Shitao Xiao, Peitian Zhang, Kun Luo, Defu Lian, and Zheng Liu. 2024. BGE m3-embedding: Multi-lingual, multi-functionality, multi-granularity text embeddings through self-knowledge distillation. *arXiv preprint arXiv:2402.03216*.

- Chen, Jiuhai and Jonas Mueller. 2024. Automated data curation for robust language model fine-tuning. *arXiv preprint arXiv:2403.12776*.
- Conneau, Alexis, Kartikay Khandelwal, Naman Goyal, Vishrav Chaudhary, Guillaume Wenzek, Francisco Guzmán, Edouard Grave, Myle Ott, Luke Zettlemoyer, and Veselin Stoyanov. 2020. Unsupervised cross-lingual representation learning at scale. In *Proceedings of the 58th Annual Meeting of the Association for Computational Linguistics*, pages 8440–8451, Association for Computational Linguistics, Online.
- Devlin, Jacob, Ming-Wei Chang, Kenton Lee, and Kristina Toutanova. 2019. BERT: Pre-training of deep bidirectional transformers for language understanding. In *Proceedings of the 2019 Conference of the North American Chapter of the Association for Computational Linguistics: Human Language Technologies, Volume 1 (Long and Short Papers)*, pages 4171–4186, Association for Computational Linguistics, Minneapolis, Minnesota.
- Dewe, Johan, Jussi Karlgren, and Ivan Bretan. 1998. Assembling a balanced corpus from the Internet. In *Proceedings of the 11th Nordic Conference of Computational Linguistics (NODALIDA 1998)*, pages 100–108, Center for Sprogteknologi, University of Copenhagen, Denmark, Copenhagen, Denmark.
- Dodge, Jesse, Ana Marasovic, Gabriel Ilharco, Dirk Groeneveld, Margaret Mitchell, and Matt Gardner. 2021. Documenting large webtext corpora: A case study on the colossal clean crawled corpus. In *Conference on Empirical Methods in Natural Language Processing*.
- Egbert, Jesse, Douglas Biber, and Mark Davies. 2015. Developing a bottom-up, user-based method of web register classification. *Journal of the Association for Information Science and Technology*, 66(9):1817–1831.
- zu Eissen, Sven Meyer and Benno Stein. 2004. Genre classification of web pages. In *KI 2004: Advances in Artificial Intelligence, 27th Annual German Conference on AI, KI 2004, Ulm, Germany, September 20–24, 2004, Proceedings*, volume 3238 of *Lecture Notes in Computer Science*, pages 256–269, Springer.
- Erten-Johansson, Selcen, Valtteri Skantsi, Sampo Pyysalo, and Veronika Laippala. Forthcoming. Linguistic variation beyond the Indo-European Web: Analyzing Turkish Web registers in TurCORE. *Register Studies*.
- Feng, Shangbin, Chan Young Park, Yuhua Liu, and Yulia Tsvetkov. 2023. From pretraining data to language models to downstream tasks: Tracking the trails of political biases leading to unfair NLP models. In *Proceedings of the 61st Annual Meeting of the Association for Computational Linguistics (Volume 1: Long Papers)*, pages 11737–11762, Association for Computational Linguistics, Toronto, Canada.
- Finn, Aidan and Nicholas Kushmerick. 2006. Learning to classify documents according to genre. *Journal of the American Society for Information Science and Technology*, 57(11):1506–1518.
- Fletcher, William H. 2004. Making the web more useful as a source for linguistic corpora. In *Applied Corpus Linguistics*. Brill, Leiden, The Netherlands, pages 191–205.
- Gao, Leo, Stella Biderman, Sid Black, Laurence Golding, Travis Hoppe, Charles Foster, Jason Phang, Horace He, Anish Thite, Noa Nabeshima, et al. 2020. The pile: An 800gb dataset of diverse text for language modeling. *arXiv:2101.00027*.
- Gehman, Samuel, Suchin Gururangan, Maarten Sap, Yejin Choi, and Noah A. Smith. 2020. RealToxicityPrompts: Evaluating neural toxic degeneration in language models. In *Findings of the Association for Computational Linguistics: EMNLP 2020*, pages 3356–3369, Association for Computational Linguistics, Online.
- Giesbrecht, Eugenie and Stefan Evert. 2009. Is part-of-speech tagging a solved task? an evaluation of pos taggers for the german web as corpus. In *Proceedings of the fifth Web as Corpus workshop*, pages 27–35, Citeseer.
- Godbole, Varun, George E. Dahl, Justin Gilmer, Christopher J. Shallue, and Zachary Nado. 2023. Deep learning tuning playbook. http://github.com/google-research/tuning_playbook. Version 1.0.
- Goh, Hui Wen, Ulyana Tkachenko, and Jonas Mueller. 2022. Crowdlab: Supervised learning to infer consensus labels and quality scores for data with multiple annotators. *arXiv:2210.06812*.
- Goodfellow, Ian, Yoshua Bengio, and Aaron Courville. 2016. *Deep Learning*. MIT Press.
- Goyal, Naman, Jingfei Du, Myle Ott, Giri Anantharaman, and Alexis Conneau. 2021. Larger-scale transformers for multilingual masked language modeling. In *Proceedings of the 6th Workshop on Representation Learning for NLP (Repl4NLP-2021)*, pages 29–33, Association for Computational Linguistics, Online.

- Gries, Stefan Th., John Newman, and Cyrus Shaoul. 2011. N-grams and the clustering of registers. *Empirical Language Research Journal*, 5(11).
- Gururangan, Suchin, Margaret Li, Mike Lewis, Weijia Shi, Tim Althoff, Noah A. Smith, and Luke Zettlemoyer. 2023. Scaling expert language models with unsupervised domain discovery. *ArXiv:2303.14177*.
- Heydarian, Mohammadreza, Thomas E. Doyle, and Reza Samavi. 2022. Mlcm: Multi-label confusion matrix. *IEEE Access*, 10:19083–19095.
- Hu, Edward J, yelong shen, Phillip Wallis, Zeyuan Allen-Zhu, Yuanzhi Li, Shean Wang, Lu Wang, and Weizhu Chen. 2022. LoRA: Low-rank adaptation of large language models. In *International Conference on Learning Representations*.
- Jacob, Benoit, Skirmantas Kligys, Bo Chen, Menglong Zhu, Matthew Tang, Andrew Howard, Hartwig Adam, and Dmitry Kalenichenko. 2018. Quantization and training of neural networks for efficient integer-arithmetic-only inference. In *2018 IEEE/CVF Conference on Computer Vision and Pattern Recognition*, pages 2704–2713.
- Jiang, Albert Q, Alexandre Sablayrolles, Antoine Roux, Arthur Mensch, Blanche Savary, Chris Bamford, Devendra Singh Chaplot, Diego de las Casas, Emma Bou Hanna, Florian Bressand, et al. 2024. Mixtral of experts. *arXiv:2401.04088*.
- Karlgren, Jussi and Douglass Cutting. 1994. Recognizing text genres with simple metrics using discriminant analysis. In *COLING 1994 Volume 2: The 15th International Conference on Computational Linguistics*.
- Kessler, Brett, Geoffrey Nunberg, and Hinrich Schutze. 1997. Automatic detection of text genre. In *35th Annual Meeting of the Association for Computational Linguistics and 8th Conference of the European Chapter of the Association for Computational Linguistics*, pages 32–38, Association for Computational Linguistics, Madrid, Spain.
- Kilgarriff, Adam and Gregory Grefenstette. 2003. Introduction to the special issue on the web as corpus. *Computational Linguistics*, 29(3):333–348.
- Kohavi, Ron. 1995. A study of cross-validation and bootstrap for accuracy estimation and model selection. In *Proceedings of the 14th International Joint Conference on Artificial Intelligence - Volume 2, IJCAI'95*, page 1137–1143, Morgan Kaufmann Publishers Inc., San Francisco, CA, USA.
- Krstinic, Damir, Maja Braović, Ljiljana Šerić, and Dunja Božić-Štulić. 2020. Multi-label classifier performance evaluation with confusion matrix. In *International Conference on Soft Computing, Artificial Intelligence and Machine Learning (SAIM 2020)*, pages 01–14.
- Krstinić, Damir, Ljiljana Šerić, and Ivan Slapničar. 2023. Comments on “mlcm: Multi-label confusion matrix”. *IEEE Access*, 11:40692–40697.
- Kumar, Sachin, Vidhisha Balachandran, Lucille Njoo, Antonios Anastasopoulos, and Yulia Tsvetkov. 2023. Language generation models can cause harm: So what can we do about it? an actionable survey. In *Proceedings of the 17th Conference of the European Chapter of the Association for Computational Linguistics*, pages 3299–3321, Association for Computational Linguistics, Dubrovnik, Croatia.
- Kuzman, Taja and Nikola Ljubešić. 2022. Exploring the impact of lexical and grammatical features on automatic genre identification. In *Odkrivanje znanja in podatkovna skladišča - SiKDD*, volume 10, Institut Jožef Stefan.
- Kuzman, Taja and Nikola Ljubešić. 2023. Automatic genre identification: A survey. *Language Resources and Evaluation*.
- Kuzman, Taja, Igor Mozetič, and Nikola Ljubešić. 2023a. Automatic genre identification for robust enrichment of massive text collections: Investigation of classification methods in the era of large language models. *Machine Learning and Knowledge Extraction*, 5(3):1149–1175.
- Kuzman, Taja, Igor Mozetič, and Nikola Ljubešić. 2023b. Chatgpt: Beginning of an end of manual linguistic data annotation? use case of automatic genre identification. *arXiv:2303.03953*.
- Kuzman, Taja and S Pollak. 2022. Assessing Comparability of Genre Datasets via Cross-Lingual and Cross-Dataset Experiments. In D Fišer and T Erjavec, editors, *Jezikovne Tehnologije in Digitalna Humanistika: Zbornik Konference*. Institute of Contemporary History., pages 100–107.
- Kuzman, Taja, Peter Rupnik, and Nikola Ljubešić. 2022. The GINCO training dataset for web genre identification of documents out in the wild. In *Proceedings of the Thirteenth Language Resources and Evaluation Conference*, pages 1584–1594, European Language Resources Association, Marseille, France.
- Laippala, Veronika, Jesse Egbert, Douglas Biber, and Akseli J. Kyröläinen. 2021. Exploring the role of lexis and grammar for the stable identification of register in an unrestricted corpus of web documents. *Language Resources and Evaluation*, 55(3):757–788.

- Laippala, Veronika, Roosa Kyllönen, Jesse Egbert, Douglas Biber, and Sampo Pyysalo. 2019. Toward multilingual identification of online registers. In *Proceedings of the 22nd Nordic Conference on Computational Linguistics*, pages 292–297, Linköping University Electronic Press, Turku, Finland.
- Laippala, Veronika, Samuel Rönqvist, Miika Oinonen, Aki Juhani Kyröläinen, Anna Salmela, Douglas Biber, Jesse Egbert, and Sampo Pyysalo. 2023. Register identification from the unrestricted open web using the corpus of online registers of english. *Language Resources and Evaluation*, 57(3):1045–1079. Funding Information: Open Access funding provided by University of Turku (UTU) including Turku University Central Hospital. Funding was provided by Academy of Finland (Grant No. 331297), Emil Aaltosen säätiö, National Science Foundation (Grant No. 1147581). Publisher Copyright: © 2022, The Author(s).
- Laippala, Veronika, Anna Salmela, Samuel Rönqvist, Alham Fikri Aji, Li-Hsin Chang, Asma Dhifallah, Larissa Goulart, Henna Kortelainen, Marc Pàmies, Deise Prina Dutra, Valtteri Skantsi, Lintang Sutawika, and Sampo Pyysalo. 2022. Towards better structured and less noisy web data: Oscar with register annotations. In *Proceedings of the Eighth Workshop on Noisy User-generated Text (W-NUT 2022)*, pages 215–221, Association for Computational Linguistics, Gyeongju, Republic of Korea.
- Lepëkhin, Mikhail and Serge Sharoff. 2022. Estimating confidence of predictions of individual classifiers and TheirEnsembles for the genre classification task. In *Proceedings of the Thirteenth Language Resources and Evaluation Conference*, pages 5974–5982, European Language Resources Association, Marseille, France.
- Li, Liam, Kevin Jamieson, Afshin Rostamizadeh, Ekaterina Gonina, Moritz Hardt, Benjamin Recht, and Ameet Talwalkar. 2020. A system for massively parallel hyperparameter tuning. *arXiv preprint:1810.05934*.
- Liaw, Richard, Eric Liang, Robert Nishihara, Philipp Moritz, Joseph E Gonzalez, and Ion Stoica. 2018. Tune: A research platform for distributed model selection and training. *arXiv preprint arXiv:1807.05118*.
- Lin, T., P. Goyal, R. Girshick, K. He, and P. Dollar. 2017. Focal loss for dense object detection. In *2017 IEEE International Conference on Computer Vision (ICCV)*, pages 2999–3007, IEEE Computer Society, Los Alamitos, CA, USA.
- Liu, Yinhan, Myle Ott, Naman Goyal, Jingfei Du, Mandar Joshi, Danqi Chen, Omer Levy, Mike Lewis, Luke Zettlemoyer, and Veselin Stoyanov. 2019. Roberta: A robustly optimized bert pretraining approach. *arXiv preprint:1907.11692*.
- Ljubešić, Nikola and Taja Kuzman. 2024. CLASSLA-web: Comparable web corpora of South Slavic languages enriched with linguistic and genre annotation. In *Proceedings of the 2024 Joint International Conference on Computational Linguistics, Language Resources and Evaluation (LREC-COLING 2024)*, pages 3271–3282, ELRA and ICCL, Torino, Italia.
- Luotolahti, Juhani, Jenna Kanerva, Veronika Laippala, Sampo Pyysalo, and Filip Ginter. 2015. Towards universal web parsebanks. In *Proceedings of the Third International Conference on Dependency Linguistics (Depling 2015)*, pages 211–220, Uppsala University, Uppsala, Sweden, Uppsala, Sweden.
- Madjarov, Gjorgji, Vedrana Vidulin, Ivica Dimitrovski, and Dragi Kocev. 2019. Web genre classification with methods for structured output prediction. *Information Sciences*, 503:551–573.
- Mallen, Alex, Akari Asai, Victor Zhong, Rajarshi Das, Daniel Khashabi, and Hannaneh Hajishirzi. 2023. When not to trust language models: Investigating effectiveness of parametric and non-parametric memories. In *Proceedings of the 61st Annual Meeting of the Association for Computational Linguistics (Volume 1: Long Papers)*, pages 9802–9822, Association for Computational Linguistics, Toronto, Canada.
- Mangrulkar, Sourab, Sylvain Gugger, Lysandre Debut, Younes Belkada, Sayak Paul, and Benjamin Bossan. 2022. Peft: State-of-the-art parameter-efficient fine-tuning methods. <https://github.com/huggingface/peft>.
- McCoy, R. Thomas, Junghyun Min, and Tal Linzen. 2020. BERTs of a feather do not generalize together: Large variability in generalization across models with similar test set performance. In *Proceedings of the Third BlackboxNLP Workshop on Analyzing and Interpreting Neural Networks for NLP*, pages 217–227, Association for Computational Linguistics, Online.
- Muennighoff, Niklas. 2022. Sgpt: Gpt sentence embeddings for semantic search. *arXiv preprint arXiv:2202.08904*.
- Northcutt, Curtis G., Lu Jiang, and Isaac L. Chuang. 2021. Confident learning: Estimating uncertainty in dataset labels. *Journal of Artificial Intelligence Research (JAIR)*, 70:1373–1411.

- Pedregosa, F., G. Varoquaux, A. Gramfort, V. Michel, B. Thirion, O. Grisel, M. Blondel, P. Prettenhofer, R. Weiss, V. Dubourg, J. Vanderplas, A. Passos, D. Cournapeau, M. Brucher, M. Perrot, and E. Duchesnay. 2011. Scikit-learn: Machine learning in Python. *Journal of Machine Learning Research*, 12:2825–2830.
- Penedo, Guilherme, Quentin Malartic, Daniel Hesslow, Ruxandra Cojocaru, Hamza Alobeidli, Alessandro Cappelli, Baptiste Pannier, Ebtesam Almazrouei, and Julien Launay. 2023. The refinedweb dataset for falcon LLM: Outperforming curated corpora with web data only. In *Thirty-seventh Conference on Neural Information Processing Systems Datasets and Benchmarks Track*.
- Radford, Alec, Jeff Wu, Rewon Child, D. Luan, Dario Amodei, and Ilya Sutskever. 2019. Language models are unsupervised multitask learners.
- Raffel, Colin, Noam Shazeer, Adam Roberts, Katherine Lee, Sharan Narang, Michael Matena, Yanqi Zhou, Wei Li, and Peter J. Liu. 2020. Exploring the limits of transfer learning with a unified text-to-text transformer. *Journal of Machine Learning Research*, 21(140):1–67.
- Repo, Liina, Valtteri Skantsi, Samuel Rönqvist, Saara Hellström, Miika Oinonen, Anna Salmela, Douglas Biber, Jesse Egbert, Sampo Pyysalo, and Veronika Laippala. 2021. Beyond the english web: Zero-shot cross-lingual and lightweight monolingual classification of registers. In *Proceedings of the 16th Conference of the European Chapter of the Association for Computational Linguistics: Student Research Workshop*.
- Rönqvist, Samuel, Valtteri Skantsi, Miika Oinonen, and Veronika Laippala. 2021. Multilingual and zero-shot is closing in on monolingual web register classification. In *Proceedings of the 23rd Nordic Conference on Computational Linguistics (NoDaLiDa)*, pages 157–165, Linköping University Electronic Press, Sweden, Reykjavik, Iceland (Online).
- Santini, Marina. 2005. Genres in formation? An exploratory study of web pages using cluster analysis: Proceedings of the 8th annual colloquium for the UK special interest group for computational linguistics (CLUK05). In *Proceedings of the 8th Annual Colloquium for the UK Special Interest Group for Computational Linguistics (CLUK05)*, Manchester.
- Santini, Marina. 2007. *Automatic identification of genre in web pages*. Ph.D. thesis, University of Brighton. Unpublished doctoral dissertation.
- Santini, Marina. 2011. Cross-testing a genre classification model for the web. In Alexander Mehler, Serge Sharoff, and Marina Santini, editors, *Genres on the Web: Computational Models and Empirical Studies*. Springer Netherlands, Dordrecht, pages 87–128.
- Santini, Marina, Alexander Mehler, and Serge Sharoff. 2011. Riding the Rough Waves of Genre on the Web. In Alexander Mehler, Serge Sharoff, and Marina Santini, editors, *Genres on the Web: Computational Models and Empirical Studies*. Springer Netherlands, Dordrecht, pages 3–30.
- Santini, Marina and Serge Sharoff. 2009. Web genre benchmark under construction. *Journal for Language Technology and Computational Linguistics*, 24(1):129–145.
- Sechidis, Konstantinos, Grigorios Tsoumakas, and Ioannis Vlahavas. 2011. On the stratification of multi-label data. In *Machine Learning and Knowledge Discovery in Databases*, pages 145–158, Springer Berlin Heidelberg, Berlin, Heidelberg.
- Sharoff, Serge. 2018. Functional text dimensions for the annotation of web corpora. *Corpora*, 13(1):65–95.
- Sharoff, Serge. 2021. Genre annotation for the Web: Text-external and text-internal perspectives. *Register Studies*, 3(1):1–32.
- Sharoff, Serge, Zhili Wu, and Katja Markert. 2010. The web library of babel: evaluating genre collections. In *Proceedings of the Seventh International Conference on Language Resources and Evaluation (LREC’10)*, European Language Resources Association (ELRA), Valletta, Malta.
- Skantsi, Valtteri and Veronika Laippala. 2023. Analyzing the unrestricted web: The finnish corpus of online registers. *Nordic Journal of Linguistics*, page 1–31.
- Song, Hwanjun, Minseok Kim, Dongmin Park, Yooju Shin, and Jae-Gil Lee. 2023. Learning from noisy labels with deep neural networks: A survey. *IEEE Transactions on Neural Networks and Learning Systems*, 34(11):8135–8153.
- Stamatatos, Efstathios, Nikos Fakotakis, and George Kokkinakis. 2000. Automatic text categorization in terms of genre and author. *Computational Linguistics*, 26(4):471–495.
- Stubbe, A. and C. Ringlstetter. 2007. Towards a reference corpus of web genres. In *Proceedings of Colloquium held in conjunction with Corpus Linguistics 2007*, Birmingham, UK.
- Sun, Chi, Xipeng Qiu, Yige Xu, and Xuanjing Huang. 2019. How to fine-tune bert for text classification? In *Chinese Computational Linguistics*, pages 194–206, Springer International Publishing, Cham.

- Sundararajan, Mukund, Ankur Taly, and Qiqi Yan. 2017. Axiomatic attribution for deep networks. In *International Conference on Machine Learning*, pages 3319–3328, PMLR.
- Swales, John. 1990. *Genre Analysis: English in Academic and Research Settings*. Cambridge University Press.
- Thyagarajan, Aditya, Elías Snorrason, Curtis Northcutt, and Jonas Mueller. 2023. Identifying incorrect annotations in multi-label classification data. In *ICLR Workshop on Trustworthy ML*.
- Tokpanov, Yury, Beren Millidge, Paolo Glorioso, Jonathan Pilault, Adam Ibrahim, James Whittington, and Quentin Anthony. 2024. ZydA: A 1.3t dataset for open language modeling.
- Törnberg, Petter. 2023. ChatGPT-4 outperforms experts and crowd workers in annotating political twitter messages with zero-shot learning.
- van der Wees, Marlies, Arianna Bisazza, and Christof Monz. 2018. Evaluation of Machine Translation Performance Across Multiple Genres and Languages. In *Proceedings of the Eleventh International Conference on Language Resources and Evaluation (LREC 2018)*, European Language Resources Association (ELRA), Miyazaki, Japan.
- Vaswani, Ashish, Noam Shazeer, Niki Parmar, Jakob Uszkoreit, Llion Jones, Aidan N Gomez, Łukasz Kaiser, and Illia Polosukhin. 2017. Attention is all you need. In *Advances in Neural Information Processing Systems*, volume 30, Curran Associates, Inc.
- Vidulin, Vedrana, Mitja Luštrek, and Matjaž Gams. 2007. Using genres to improve search engines. In *1st International Workshop: Towards Genre-Enabled Search Engines: The Impact of Natural Language Processing*, pages 45–51.
- Wang, Liang, Nan Yang, Xiaolong Huang, Linjun Yang, Rangan Majumder, and Furu Wei. 2024. Multilingual e5 text embeddings: A technical report. *arXiv preprint arXiv:2402.05672*.
- Wolf, Thomas, Lysandre Debut, Victor Sanh, Julien Chaumond, Clement Delangue, Anthony Moi, Pierric Cistac, Tim Rault, Remi Louf, Morgan Funtowicz, Joe Davison, Sam Shleifer, Patrick von Platen, Clara Ma, Yacine Jernite, Julien Plu, Canwen Xu, Teven Le Scao, Sylvain Gugger, Mariama Drame, Quentin Lhoest, and Alexander Rush. 2020. Transformers: State-of-the-Art Natural Language Processing. In *Proceedings of the 2020 Conference on Empirical Methods in Natural Language Processing: System Demonstrations*, pages 38–45, Association for Computational Linguistics, Online.
- Worsham, Joseph and Jugal Kalita. 2018. Genre identification and the compositional effect of genre in literature. In *Proceedings of the 27th International Conference on Computational Linguistics*, pages 1963–1973, Association for Computational Linguistics, Santa Fe, New Mexico, USA.
- Xiao, Shitao, Zheng Liu, Yingxia Shao, and Zhao Cao. 2022. RetroMAE: Pre-training retrieval-oriented language models via masked auto-encoder. In *Proceedings of the 2022 Conference on Empirical Methods in Natural Language Processing*, pages 538–548, Association for Computational Linguistics, Abu Dhabi, United Arab Emirates.
- Yuan, Sha, Hanyu Zhao, Zhengxiao Du, Ming Ding, Xiao Liu, Yukuo Cen, Xu Zou, Zhilin Yang, and Jie Tang. 2021. WuDaoCorpora: A super large-scale Chinese corpora for pre-training language models. *AI Open*, 2:65–68.