

NTFormer: A Composite Node Tokenized Graph Transformer for Node Classification

Jinsong Chen¹, Siyu Jiang¹, Kun He¹, *Senior Member, IEEE*

Abstract—Recently, the emerging graph Transformers have made significant advancements for node classification on graphs. In most graph Transformers, a crucial step involves transforming the input graph into token sequences as the model input, enabling Transformer to effectively learn the node representations. However, we observe that existing methods only express partial graph information of nodes through single-type token generation. Consequently, they require tailored strategies to encode additional graph-specific features into the Transformer to ensure the quality of node representation learning, limiting the model flexibility to handle diverse graphs. To this end, we propose a new graph Transformer called NTFormer to address this issue. NTFormer introduces a novel token generator called Node2Par, which constructs various token sequences using different token elements for each node. This flexibility allows Node2Par to generate valuable token sequences from different perspectives, ensuring comprehensive expression of rich graph features. Benefiting from the merits of Node2Par, NTFormer only leverages a Transformer-based backbone without graph-specific modifications to learn node representations, eliminating the need for graph-specific modifications. Extensive experiments conducted on various benchmark datasets containing homophily and heterophily graphs with different scales demonstrate the superiority of NTFormer over representative graph Transformers and graph neural networks for node classification.

Index Terms—Graph Transformer, Token Generator, Node Classification, Node2Par.

I. INTRODUCTION

NODE classification, which aims to predict the labels of nodes on graphs, is one of the most important tasks in the field of graph data mining. Due to its wide applications in various real-world scenarios such as biology analysis [1], node classification has attracted great attention in recent years. Graph neural networks (GNNs) [2]–[4] have become the leading architecture for this task. Benefiting from the message-passing mechanism [5], GNNs recursively aggregate information of nodes through the adjacency matrix. By integrating structural property with the node features, the modeling capacity of GNNs is substantially enhanced for learning distinguishable node representations from graphs.

J. Chen is with School of Computer Science and Technology, Huazhong University of Science and Technology; Institute of Artificial Intelligence, Huazhong University of Science and Technology; and Hopcroft Center on Computing Science, Huazhong University of Science and Technology, Wuhan 430074, China.

S. Jiang and K. He are with School of Computer Science and Technology, Huazhong University of Science and Technology; and Hopcroft Center on Computing Science, Huazhong University of Science and Technology, Wuhan 430074, China.

The first two authors contribute equally.

(Corresponding author: Kun He. E-mail: brooklet60@hust.edu.cn.)

Despite their remarkable performance, recent studies [6], [7] have revealed the inherent limitations of the message-passing mechanism, *i.e.* over-smoothing [6] and over-squashing [7] issues. These situations hinder GNNs from deeply capturing complex graph structural information, *e.g.*, long-range dependencies, adversely affecting the model potential for graph mining tasks.

Recently, graph Transformers [8]–[11] have emerged as a promising alternative to GNNs due to the powerful modeling capacity of the Transformer architecture. The key idea is to utilize the self-attention mechanism of Transformers [12] to learn node representations from complex graph features. With delicate designs of encoding various graph structural information [8], [13], [14] into the Transformer architecture, graph Transformers have showcased remarkable capabilities for various graph data mining tasks. In the context of node classification, existing graph Transformers can be broadly categorized into two categories based on the model input: entire graph-based methods and token sequence-based methods.

Entire graph-based graph Transformers [9], [10], [13]–[15] require the whole graph as the model input. These methods focus on explicitly transforming the structural information into feature vectors or structural-aware biases, such as eigenvectors of the Laplacian matrix [9], [13]. Then, the Transformer-based backbone extended with extracted structural information is adopted to learn node representations from the input graph. Instead of inputting the entire graph, token sequence-based graph Transformers [16]–[18] construct a series of token sequences for each node, consisting of different types of token elements (*e.g.* node-based [16], [17] and neighborhood-based [18], [19] tokens). The generated token sequences are further fed to a Transformer-based backbone to learn node representations for downstream machine learning tasks. Moreover, the entire graph-based graph Transformers could also be regarded as a special variant of token sequence-based methods by treating the input graph as a long token sequence containing all nodes.

Rethinking the purpose of constructing the token sequence, the process can be seen as an implicit transformation of complex graph features into tokens, which preserves relevant and necessary graph information for each node to learn informative node representations. Assuming one would like to describe a node on the graph, the constructed token sequences serve as sentences derived from the graph to express the crucial characteristics of the target node. In previous studies [16]–[19], node and neighborhood are two key elements for constructing token sequences, conveying the extracted graph information from different levels. Node-oriented token sequences can address the issue of over-squashing and capture long-range

dependencies but are inefficient in preserving local topological information. On the other hand, neighborhood-oriented token sequences can accurately reflect topological features but often suffer from the over-squashing problem and fail to express node-level properties on graphs, such as heterophily [20].

The aforementioned phenomenon indicates that single-type oriented token sequences can only express a partial view of the graph information for each node, which hampers the learning of node representations. Consequently, existing methods necessitate tailored designs, such as topology-aware attention biases [16], [17] or node-wise positional encoding [18], to learn distinct node representations and achieve competitive performance. However, such delicate modifications could potentially limit the flexibility of models when dealing with diverse graphs. For instance, node-wise positional encoding could force the representations of neighboring nodes to become similar, which may hurt the model performance in heterophily graphs where connected nodes tend to belong to different labels. Ideally, the constructed token sequences should encompass various graph information that reflects essential properties of the graphs. Clearly, previous methods for constructing token sequences fall short in meeting this requirement. Consequently, a natural question arises: *Could we design a new method to construct token sequences that comprehensively capture the complex graph features for each node?*

To answer this question, we present Node2Par, a new token sequence generator for graph Transformers. Unlike previous methods that rely on single element-based token sequences as sentences to express the graph information of nodes, Node2Par constructs a paragraph for each node’s representation, which involves generating multiple types of sentences to characterize each target node. By deeply analyzing the characteristics of different token elements (*i.e.* node and neighborhood), Node2Par introduces two general token generators to extract complex graph features: the neighborhood-based token generator and node-based token generator. Each token generator offers a flexible approach to construct token sequences from different feature spaces, ensuring preserve a wide range of properties comprehensively for nodes across diverse graphs.

Built upon Node2Par, we develop a composite **Node Tokenized graph Transformer** for node classification termed NTFormer. Based on the outputs of Node2Par, NTFormer formulates a Transformer layer-based backbone to learn node representations from the generated token sequences. Specifically, NTFormer first leverages the Transformer layers to extract representations of different types of tokens, capturing various graph properties. Then, a feature fusion module is tailored to adaptively learn the final node representations from different token sequences to meet the unique requirement of each node on different graphs. Since Node2Par can comprehensively capture necessary information from complex graph features, NTFormer only need to apply the standard Transformer layer for learning node representations, not requiring graph-specific modifications, such as tailored positional encoding or attention bias, ensuring the universality of NTFormer.

Our main contributions are summarized as follows:

- We present a novel token sequence generator, Node2Par,

that generates token sequences based on various token elements from topology and attribute views.

- We propose a new graph Transformer, NTFormer, for node classification that utilizes standard Transformer layers and an adaptive fusion module to learn final node representations from the token sequences generated by Node2Par.
- We conduct extensive experiments on a diverse range of graph benchmark datasets, including both homophily and heterophily graphs. The results demonstrate the clear superiority of NTFormer on the node classification task when compared to representative and powerful GNN-based methods.

II. RELATED WORK

In this section, we first briefly review recent GNNs for the node classification task, then we introduce recent efforts for graph Transformers.

A. Graph Neural Network

In recent years, GNNs have achieved remarkable performance in the task of node classification on graphs. Classical GNNs develop various aggregation strategies to effectively extract meaningful information from local neighbors. Graph convolutional network (GCN) [2], as a pioneering work, introduces the first-order Laplacian smoothing to aggregate information of immediate neighbors. Based on this typical model, many follow-up methods have been developed to enhance the model performance for node classification. Some researches [21]–[23] aim to introduce high-order neighborhood information into the aggregation process. Besides aggregating information on the original adjacency, certain researches [24]–[27] attempt to design aggregation operations on the constructed graphs.

Another line of GNNs introduce additional information [28] or techniques [3] to guide the aggregation operation. Typical methods are the attention-based GNNs [3], [29], [30], that tailor attention-based aggregation strategies, such as introducing self-supervised learning [29] and signed attention-based aggregation [30], to encode more valuable information into the model. In addition to the traditional GNN architecture, recent methods [31]–[35] decouple the operations of neighborhood aggregation and feature transformation in each GCN layer, resulting in two independent modules, named decoupled GCNs [31]. By removing redundant parameter matrices and activation functions, decoupled GCNs can effectively preserve information of multi-hop neighborhoods and exhibit competitive performance on the node classification task.

Despite the effectiveness of GNN-based methods, the inherent limitations of the message-passing mechanism, such as over-smoothing [6] and over-squashing [7] issues, restrict GNNs from effectively preserving long-range dependencies in graphs, further hindering the model’s potential in learning informative node representations.

B. Graph Transformer

We review recent graph Transformers from two categories according to the model input: entire graph-based graph Transformers and token sequence-based graph Transformers.

Entire graph-based graph Transformers. Methods of this category require the whole graph as the model input. Some methods [36]–[39] combine GNN layers and Transformer layers to construct a hybrid model, in which the GNN layer is used to preserve local topology features and the Transformer layer is used to preserve long-range information in graphs. Besides combining GNNs, several studies augment the input node features with graph structural features (*e.g.* Laplacian eigenvectors [9], [13]) or introduce the structure-aware attention bias [8] into the Transformer architecture. Another line of methods [40]–[43] focuses on reducing the computational overhead of the self-attention calculation by applying various linear self-attention calculation techniques [40] or pooling techniques [43]. Recently, Jinwoo *et al.* [44] propose TokenGT that treats nodes and edges of the input graph as independent tokens, resulting in a long sequence containing node-wise and edge-wise tokens. Hence, we also regard TokenGT as the entire graph-based graph Transformer.

Token sequence-based graph Transformers. Methods of this category consider constructing a token sequence for each node as the model input, rather than the whole graph. There are two types of strategies to construct the token sequence: node-based and neighborhood-based methods. Gophormer [16] and ANS-GT [17] utilize various node sampling strategies to sample the most relevant nodes to construct the token sequence for each target node. As a recent efficient work, NAGphormer [18] utilizes a novel module Hop2Token to transform multi-hop neighborhoods of the target into a token sequence.

Compared to entire graph-based graph Transformers, token sequence-based graph Transformers provide a more precise way to describe the complex graph features of nodes. Nevertheless, token construction strategies in previous studies are limited to using a single token element (node or neighborhood) to generate the token sequences, leading to expressing partial graph information for each node. A very recent study [20] also attempts to construct token sequences consisting of both node and neighborhood tokens. However, it constructs one token sequence involving node and neighborhood tokens mainly based on the topology view, which inevitably limits the Transformer to flexibly learn node representations from complex graph features.

In contrast, our proposed NTFormer first utilizes a new token generator Node2Par, which constructs the independent token sequences based on different token elements from topology and attribute views, comprehensively expressing the complex graph features for each node. And NTFormer further leverages a feature fusion module to adaptively extract node representations from different types of token sequences, ensuring the model’s flexibility.

III. PRELIMINARIES

In this section, we first introduce the notations used in this paper, then we review typical architectures of GNNs and Transformers.

A. Notations

Given an attributed graph $\mathcal{G} = (V, E)$ where V and E are the sets of nodes and edges, we have the corresponding adjacency matrix $\mathbf{A} \in \mathbb{R}^{n \times n}$ (n is the number of nodes). If there is an edge between node v_i and node v_j , $\mathbf{A}_{ij} = 1$, otherwise $\mathbf{A}_{ij} = 0$. The diagonal degree matrix \mathbf{D} is defined as $\mathbf{D}_{ii} = \sum_{j=1}^n \mathbf{A}_{ij}$. We also have the attribute feature matrix $\mathbf{X} \in \mathbb{R}^{n \times d}$ of nodes, where d denotes the dimension of the attribute feature vector. Each node is associated with a one-hot vector to represent the label information. We use $\mathbf{Y} \in \mathbb{R}^{n \times c}$ to represent the label matrix of nodes, where c is the number of labels. Given a set of nodes V_l whose labels are known, the goal of node classification is to predict the labels of the rest nodes in $V - V_l$.

B. Graph Convolutional Network

GCN [2] is a typical method of GNN that leverages the normalized adjacency matrix to aggregate information of immediate neighbors. A GCN layer is defined as follows:

$$\mathbf{H}^{(l+1)} = \sigma(\hat{\mathbf{A}}\mathbf{H}^{(l)}\mathbf{W}^{(l)}), \quad (1)$$

where $\hat{\mathbf{A}} = (\mathbf{D} + \mathbf{I})^{-\frac{1}{2}}(\mathbf{A} + \mathbf{I})(\mathbf{D} + \mathbf{I})^{-\frac{1}{2}}$ is the normalized adjacency matrix with self-loops, $\mathbf{I} \in \mathbb{R}^{n \times n}$ is the identity matrix. $\mathbf{H}^{(l)} \in \mathbb{R}^{n \times d^{(l)}}$ and $\mathbf{W}^{(l)} \in \mathbb{R}^{d^{(l)} \times d^{(l+1)}}$ denote the node representations of nodes and the parameter matrix in the l -th GCN layer. $\sigma(\cdot)$ denotes the nonlinear activation function.

C. Transformer

Here, we introduce the design of the Transformer layer, which is a key component of existing graph Transformers. A Transformer layer consists of two core components: multi-head self-attention (MSA) and feed-forward networks (FFN).

Suppose the input feature matrix is $\mathbf{H} \in \mathbb{R}^{n \times d}$. MSA first leverages projection layers to obtain the hidden representations, $\mathbf{Q} = \mathbf{H}\mathbf{W}^Q$, $\mathbf{K} = \mathbf{H}\mathbf{W}^K$, $\mathbf{V} = \mathbf{H}\mathbf{W}^V$, where $\mathbf{W}^Q \in \mathbb{R}^{d \times d_k}$, $\mathbf{W}^K \in \mathbb{R}^{d \times d_k}$, $\mathbf{W}^V \in \mathbb{R}^{d \times d_v}$ are projection matrices. Then, the output of MSA is calculated as:

$$\text{MSA}(\mathbf{H}) = \text{softmax}\left(\frac{\mathbf{Q}\mathbf{K}^T}{\sqrt{d_k}}\right)\mathbf{V}. \quad (2)$$

The above equation illustrates the calculation of single-head attention, we omit its multi-head version for simplicity.

FFN is composed of two fully connected layers and one nonlinear activation function, calculated as follows:

$$\text{FFN}(\mathbf{H}) = \text{FC}(\sigma(\text{FC}(\mathbf{H}))), \quad (3)$$

where $\text{FC}(\cdot)$ denotes the fully connected layer.

IV. THE PROPOSED METHOD

In this section, we detail our proposed NTFormer, which contains two components: Node2Par and Transformer layer-based backbone. We first introduce NTFormer, which involves two types of token generators that construct both neighborhood-based and node-based token sequences in different views for each target node. Then, we introduce the Transformer layer-based backbone, which is tailored to learn node representations from different types of token sequences. Figure 1 shows the overall framework of NTFormer.

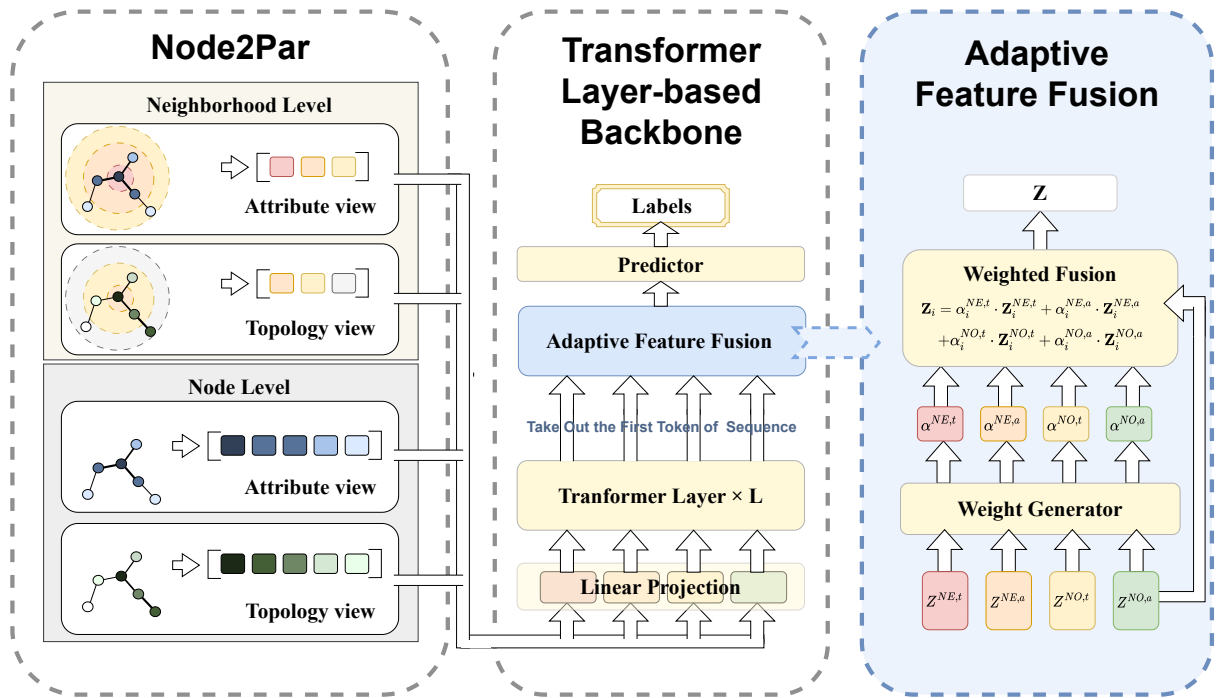


Fig. 1: The overall framework of NTFormer. Specifically, NTFormer adopts the token sequences from different levels and views generated by Node2Par as the input. Then, NTFormer leverages a Transformer-based backbone with standard Transformer layers and the adaptive feature fusion module to learn final node representations from the constructed sequences.

A. Neighborhood-based Token Generator

Neighborhood is an important element of graphs, which describes connections surrounding the target node in a certain range. The key point of generating neighborhood-based token sequences is to choose a suitable approach to express the features of the neighborhood. Previous studies utilize propagation-based strategies, such as random walk [18] or personalized PageRank [45], [46] to calculate features of the neighborhood. These strategies only effectively preserve the neighborhood information in the topology view, failing in capturing the neighborhood information in the attribute view, resulting in expressing partial neighborhood information.

To flexibly capture the neighborhood information in different feature views, we provide a general form of generating neighborhood-based tokens:

$$\mathbf{X}_i^{N,(k)} = \sum_{v_j \in \mathcal{N}_{v_i}^k} \mathbf{W}_{ij}^{(k)} \cdot \mathbf{X}_j, \quad (4)$$

where $\mathcal{N}_{v_i}^k$ denotes the k -hop neighborhood of node v_i . $\mathbf{W}_{ij}^{(k)}$ denotes the aggregation weight of node v_j in $\mathcal{N}_{v_i}^k$ and \mathbf{X}_j denotes the attribute feature of node v_j . $\mathbf{X}_i^{N,(k)}$ denotes the feature of k -hop neighborhood of node v_i . $\mathbf{X}_i^{N,(0)} = \mathbf{X}_i$ means that we regard node v_i itself as its 0-hop neighborhood.

Based on Equation 4, we can observe that the feature of k -hop neighborhood is the weighted aggregation of node attribute features in the corresponding neighborhood. Obviously, the aggregation weights determine how the aggregated features express the neighborhood information. The aggregation weights in previous methods [18], [33], [35] are determined by the topology information (*i.e.* the adjacency matrix), which

could be regarded as expressing the neighborhood information in the topology view.

Besides the topology view, attribute is also an important view for expressing the neighborhood information on attributed graphs. Intuitively, the neighborhood information from different views can provide different ways to describe the complex connections on the graph. Figure 2 depicts the differences in neighborhood information obtained from different views. Apparently, constructing the neighborhood-based token sequence from a single information view leads to incomplete expression of neighborhood information, further limiting the model performance.

Motivated by the above analysis, we construct two types of neighborhood-based token sequences for each node from both topology and attribute views. Specifically, for the k -hop neighborhood of node v_i , the neighborhood features of different views are calculated as follows:

$$\mathbf{X}_i^{t,(k)} = \sum_{v_j \in \mathcal{N}_{v_i}^k} \mathbf{W}_{ij}^{t,(k)} \cdot \mathbf{X}_j, \quad (5)$$

$$\mathbf{X}_i^{a,(k)} = \sum_{v_j \in \mathcal{N}_{v_i}^k} \mathbf{W}_{ij}^{a,(k)} \cdot \mathbf{X}_j, \quad (6)$$

where $\mathbf{X}_i^{t,(k)}$ and $\mathbf{X}_i^{a,(k)}$ are the neighborhood tokens constructed under the views of topology and attribute, respectively. $\mathbf{W}_{ij}^{t,(k)}$ and $\mathbf{W}_{ij}^{a,(k)}$ are the corresponding aggregation weights. In practice, $\mathbf{W}_{ij}^{t,(k)}$ and $\mathbf{W}_{ij}^{a,(k)}$ are calculated as follows:

$$\mathbf{W}_{ij}^{t,(k)} = \mathbf{A}_{ij}^{t,(k)}, \quad \mathbf{A}^{t,(k)} = \hat{\mathbf{A}}^k, \quad (7)$$

$$\mathbf{W}_{ij}^{a,(k)} = \mathbf{A}_{ij}^{a,(k)}, \quad \mathbf{A}^{a,(k)} = (\mathbf{A} \odot \mathbf{A}^s)^k, \quad (8)$$

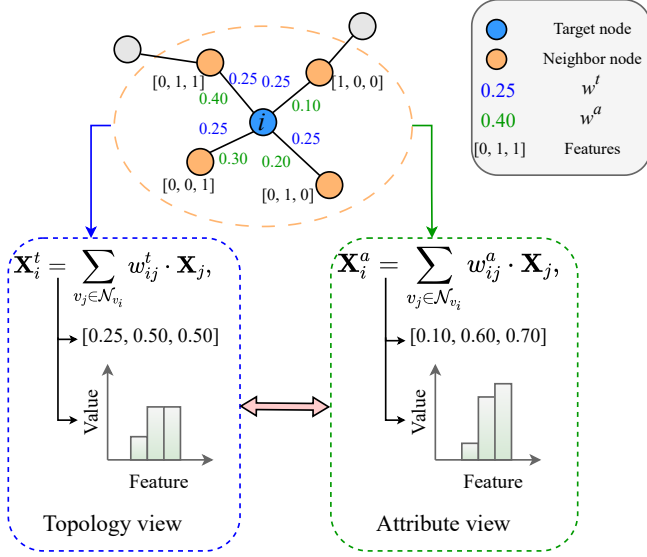


Fig. 2: A toy example for illustrating the difference of neighborhood tokens generated from topology and attribute views. Each node is associated with a three-dimensional feature vector. We can clearly observe the difference between the two neighborhood tokens constructed from different views.

where \mathbf{A}^s is the attribute similarity matrix calculated by $\text{Cosine}(\mathbf{X}, \mathbf{X}^T)$, measuring the cosine similarity of the node attribute features.

Finally, we generate the two types of neighborhood-based token sequences $S_i^{NE,t} = \{\mathbf{X}_i^{t,(0)}, \dots, \mathbf{X}_i^{t,(K)}\}$ and $S_i^{NE,a} = \{\mathbf{X}_i^{a,(0)}, \dots, \mathbf{X}_i^{a,(K)}\}$ for node v_i to express the neighborhood information from both topology and attribute views, where K is a hyper-parameter representing the max range of neighborhood.

B. Node-based Token Generator

While neighborhood-based tokens can carefully preserve the structural information of graphs, they have limitations in capturing the node-level information, such as long-range dependencies due to the over-squashing issue [7]. The lack of necessary node-level information can result in suboptimal node representations [20]. To address this limitation, node-based tokens are introduced as a solution.

The key idea of constructing node-based token sequences is to sample relevant nodes which capture essential node-level information for each target node. In this paper, we exploit a general strategy to sample nodes that contains two steps: (1) Measure the similarity scores of nodes; (2) Select the most similar nodes to construct the token sequence:

$$S_i^{NO} = \{\mathbf{X}_j | v_j \in \text{Top}(\mathbf{M}_i)\}, \quad (9)$$

where $\mathbf{M} \in \mathbb{R}^{n \times n}$ is the score matrix of all node pairs. $\text{Top}(\cdot)$ represents that we select n_k nodes with top similarity scores, n_k is a hyper-parameter. S_i^{NO} is the node-based token sequence of node v_i .

Similar to neighborhood-based tokens, there are also two views to measure the similarity of each node pair: topology view and attribute view. Different views measure the similarity of nodes in different feature spaces, which can result in different node candidates. Previous studies [26], [47] have revealed that nodes with highly similar attribute features may not possess close relations in topology structure. This situation implies that constructing node-based token sequences based on the node similarity in a single feature space is inefficient in capturing complex relations of nodes in the graph. Hence, in this paper, we generate two types of node-based token sequences based on the topology features and attribute features of nodes, respectively.

To exploit the topology features to estimate the similarity matrix \mathbf{M}^t , we adopt the personalized PageRank (PPR) method to calculate the similarity scores of nodes. Specifically, for the target node v_i , the PageRank scores is calculated as follows:

$$\mathbf{s}_i^{(l)} = r \cdot \hat{\mathbf{A}} \mathbf{s}_i^{(l-1)} + (1-r) \cdot \mathbf{s}_0^i, \quad (10)$$

where $\mathbf{s}_i^{(l)} \in \mathbb{R}^{n \times 1}$ denotes the PPR scores of all nodes from the target node v_i at the l -th propagation step and $\mathbf{s}_i^{(0)} = \hat{\mathbf{A}}_i$. r is the damping constant factor and $\mathbf{s}_0^i \in \mathbb{R}^{n \times 1}$ is the one-hot personalized vector where the element corresponding to the target node equals 1. In practice, we utilize a two-step propagation to estimate the PPR scores of nodes. Finally, PPR scores of all nodes constitute the similarity matrix \mathbf{M}^t . As for estimating the attribute-aware similarity matrix \mathbf{M}^a , we directly apply the cosine similarity to calculate the similarity scores of nodes based the raw attribute features according to the empirical results in previous methods [26], [47].

According to different score matrices \mathbf{M}^t and \mathbf{M}^a , for node v_i , we can obtain the corresponding token sequences $S_i^{NO,t}$ and $S_i^{NO,a}$ via Equation 9. Similar to neighborhood-based token sequences, we also add the node itself as the first token of $S_i^{NO,t}$ and $S_i^{NO,a}$ to enable the target node to learn valuable graph information from the constructed token sequences.

C. Transformer-based Backbone

Through the proposed token generators, we obtain four token sequences $\{S_i^{NE,t}, S_i^{NE,a}, S_i^{NO,t}, S_i^{NO,a}\}$ for node v_i . We further formulate a Transformer layer-based backbone, which contains a series of standard Transformer layers and an adaptive feature fusion layer, to learn the representation of node v_i from the constructed token sequences.

First, we leverage the standard Transformer layer to learn the representations of node v_i from the corresponding token sequence. Take the token sequence $S_i^{NE,t}$ for instance, we first utilize a project layer to obtain the input features:

$$\mathbf{H}_i^{NE,t(0)} = [\mathbf{X}_i^{t,(0)} \mathbf{W}^p, \dots, \mathbf{X}_i^{t,(K)} \mathbf{W}^p], \quad (11)$$

where $\mathbf{W}^p \in \mathbb{R}^{d \times d^{(0)}}$ is the projection matrix and $\mathbf{H}_i^{NE,t(0)} \in \mathbb{R}^{(K+1) \times d^{(0)}}$ is the input feature matrix regarding the token sequence $S_i^{NE,t}$. A series of standard Transformer layers are adopted to learn representations of node v_i from the input $\mathbf{H}_i^{NE,t(0)}$:

$$\mathbf{H}_i^{NE,t(l')} = \text{MSA}(\mathbf{H}_i^{NE,t(l)}) + \mathbf{H}_i^{NE,t(l)}, \quad (12)$$

$$\mathbf{H}_i^{NE,t^{(l+1)}} = \text{FFN}(\mathbf{H}_i^{NE,t^{(l)'}}) + \mathbf{H}_i^{NE,t^{(l)'}} , \quad (13)$$

where $\mathbf{H}_i^{NE,t^{(l+1)}}$ denotes the output of the $(l + 1)$ -th Transformer layer. Suppose $\mathbf{H}_i^{NE,t} \in \mathbb{R}^{(K+1) \times d^o}$ is the final output of the Transformer layer, we take out the first row of $\mathbf{H}_i^{NE,t}$ denoted as $\mathbf{Z}_i^{NE,t} \in \mathbb{R}^{1 \times d^o}$ to represent the node representation of v_i learned from the token sequence $S_i^{NE,t}$. From the same processing, we can obtain representations learned from other token sequences, $\mathbf{Z}_i^{NE,a}$, $\mathbf{Z}_i^{NO,t}$ and $\mathbf{Z}_i^{NO,a}$.

The above representations are the hidden features of complex graph information from different token elements under different views. As for the final node representation, considering that the properties of different graphs vary largely, an ideal solution is to adaptively fuse the above features according to various demands of nodes on various graphs [46]. To this end, we develop a feature fusion layer to obtain the final node representation from representations learned from different types of token sequences.

Specifically, we first calculate the fusion weights for each learned representation:

$$\alpha_i^{NE,t} = \sigma(\mathbf{Z}_i^{NE,t} \cdot \mathbf{W}^{f_0}) \cdot \mathbf{W}^{f_1} , \quad (14)$$

where $\mathbf{W}^{f_0} \in \mathbb{R}^{d^o \times d^f}$ and $\mathbf{W}^{f_1} \in \mathbb{R}^{d^f \times 1}$ are two learnable parameter matrices. $\sigma(\cdot)$ is the activation function and $\alpha_i^{NE,t}$ is a scalar value representing the aggregation weight.

Similarly, we can obtain $\alpha_i^{NE,a}$, $\alpha_i^{NO,t}$, $\alpha_i^{NO,a}$ of the corresponding representations. We further leverage the softmax function to normalize these weights. The final representation of v_i is calculated as follows:

$$\begin{aligned} \mathbf{Z}_i &= \alpha_i^{NE,t} \cdot \mathbf{Z}_i^{NE,t} + \alpha_i^{NE,a} \cdot \mathbf{Z}_i^{NE,a} \\ &+ \alpha_i^{NO,t} \cdot \mathbf{Z}_i^{NO,t} + \alpha_i^{NO,a} \cdot \mathbf{Z}_i^{NO,a} , \end{aligned} \quad (15)$$

where \mathbf{Z}_i is the final representation of v_i . In this way, NTFormer can adaptively learn node representations from various token sequences.

As for the node classification task, we leverage the MLP with two linear layers as the predictor to predict node labels $\hat{\mathbf{Y}}$ and adopt the Cross-entropy loss function to train the model parameters:

$$\mathcal{L} = - \sum_{i \in V_l} \mathbf{Y}_i \ln \hat{\mathbf{Y}}_i, \quad \hat{\mathbf{Y}} = \text{MLP}(\mathbf{Z}) . \quad (16)$$

D. Discussions on NTFormer

Here, we provide discussions on NTFormer about the relations with the previous token sequence-based graph Transformers.

Existing graph Transformers [16]–[18] only construct node-oriented [16], [17] or neighborhood-oriented [18] token sequences, which could be regarded as a part of Node2Par. NAGphormer and Gophormer construct the neighborhood-wise and node-wise token sequences from the topology view, respectively. While ANS-GT mixes the node-wise token sequences from topology and attribute views through a reinforcement learning-based strategy. Since the constructed token sequences of previous methods just reflect partial graph information, these methods need to introduce specific graph information

into the Transformer architecture, such as structural attention biases [16], [17], resulting in confined applicability.

In contrast, our proposed NTFormer generates token sequences from both neighborhood- and node-oriented from different views through Node2Par, which could preserve more valuable graph information than previous methods. Consequently, NTFormer requires no additional specific graph information and just leverages the standard Transformer layer to learn node representations, guaranteeing the generalization on different types of graphs.

Moreover, NTFormer is a flexible method. Any reasonable strategy of generating $\mathbf{W}^{(k)}$ and \mathbf{M} could be adopted to construct new types of neighborhood-based and node-based token sequences in Node2Par according to specific application scenarios, respectively.

V. EXPERIMENTS

In this section, we first introduce the experimental setup, containing datasets and baselines. Then, we exhibit the results of conducted experiments, including performance comparison, ablation studies, and parameter sensitivity analysis, which are helpful to understand our proposed method deeply.

A. Datasets

We adopt 12 widely used benchmark graphs extracted from various domains, including research paper-based graphs, purchase action-based graphs, social relation-based graphs, and web page-based graphs.

Research paper-based graphs. Pubmed [18], Citeseer [26], Corafull [18] and UAI2010 [26] fall in this category. Nodes represent the research paper and edges represent the citation or co-author relations between papers in these graphs. The attribute features of nodes are generated by the title, abstract, and introduction of the research paper. The labels of nodes represent research areas of papers.

Purchase action-based graphs. Photo [18], Computer [18] and Amazon2M [18] are co-purchase networks extracted from the Amazon website. Nodes represent goods. On Photo and Computer, edges indicate that two goods appear together in the same shopping list and on Amazon2M edges signify that the connected goods are frequently bought together. Features of nodes are generated by the reviews of goods. Labels represent the categories of goods.

Social relation-based graphs. BlogCatalog [26], Flickr [26] and Reddit [18] are three social networks extracted from the famous social platforms, BlogCatalog and Flickr [48]. Nodes represent users, and edges represent the social relations between users in these graphs. Node features are generated by the information of user profiles. Labels denote the interest category of a user.

Web page-based graphs. Squirrel [48] is a web page-based graph where nodes represent Wikipedia pages and edges represent links between pages. The node features are generated by the content of the corresponding web page. The node label denotes the average monthly traffic. Note that the original graph contains too much duplicate nodes [48]. Hence, we adopt the filtered version proposed by [48] for experiments.

TABLE I: Statistics on datasets. Rank by the number of nodes from small to large.

Dataset	# Nodes \uparrow	# Edges	# Features	# Classes	\mathcal{H}
Squirrel	2,223	46,998	2,089	5	0.21
UA12010	3,067	28,311	4,973	19	0.36
Citeseer	3,327	4,732	3,703	6	0.74
BlogCatalog	5,196	171,743	8,189	6	0.40
Flickr	7,575	239,738	12,047	9	0.24
Photo	7,650	238,163	745	8	0.83
Computer	13,752	491,722	767	10	0.78
Corafull	19,793	126,842	8,710	70	0.57
Pubmed	19,717	44,324	500	3	0.80
Roman-empire	22,662	32,927	300	18	0.05
Reddit	232,965	11,606,919	602	41	0.78
Amazon2M	2,449,029	51,859,140	100	47	0.81

Word dependency graphs. Roman-empire [48] is based on the Roman Empire article from English Wikipedia. Each node in the graph corresponds to one (non-unique) word in the text. Two words are connected with an edge if at least one of the following two conditions holds: either these words follow each other in the text, or these words are connected in the dependency tree of the sentence (one word depends on the other). The node features are generated using FastText word embeddings, and each node is classified by its syntactic role.

The edge homophily ratio [49] $\mathcal{H}(\mathcal{G}) \in [0, 1]$ is adopted to measure the homophily degree of a graph. $H(\mathcal{G}) \rightarrow 1$ means strong homophily, which implies that connected nodes tend to belong to the same label. While low $H(\mathcal{G}) \rightarrow 0$ means strong heterophily, which means that connected nodes tend to belong to different labels. The detailed statistics of datasets are reported in Table I.

B. Baselines

We select 11 representative methods for the node classification task, including GNNs and graph Transformers as the baselines. The detailed descriptions of adopted baselines are as follows.

- GCN [2] is a classical graph neural network that leverages the first-order Laplacian smoothing operation to aggregate the information of immediate neighbors.
- SGC [34] is a simplifying version of GCN that removes the nonlinear activation function between GCN layers.
- APPNP [33] first leverages the MLP module to obtain hidden representations of nodes and then utilizes the personalized PageRank to aggregate the information of multi-hop neighborhoods.
- GPRGNN [35] is an improved version of APPNP, which leverages the learnable aggregation weights to fuse the information of multi-hop neighborhoods, resulting in more expressive node representations.
- FAGCN [30] proposes a signed attention-based aggregation mechanism to aggregate different-frequency information of immediate neighbors.
- NodeFormer [40] is a recent graph Transformer for the node classification task that leverages the linear self-attention mechanism to learn the node representations. Moreover, learnable structural biases are introduced to enhance the model performance.

- SGFormer [50] is a hybrid model that combines a novel linear self-attention layer and GNN-style modules to learn node representations from the input graph.
- ANS-GT [17] is a representative node token-based graph Transformer. It first sifts nodes based on topology and attribute features. Then, ANS-GT introduces reinforcement learning to guide the token sequence generation. In addition, many graph-specific strategies have been developed, such as global virtual nodes and structural-aware attention bias, to improve the model performance.
- NAGphormer [18] is a representative neighborhood token-based graph Transformer. It develops a Hop2Token module to generate the neighborhood token via the propagation method. While the node-wise positional encoding is adopted as the model input.
- Specformer [39] utilizes the Transformer layer to capture the interactions of different eigenvalues of the graph Laplacian matrix to fully preserve the different-frequency information of the input graph.
- STAGNN [51] is an updated version of GPRGNN, which introduces the self-attention mechanism to measure the different contributions of nodes to the corresponding neighborhood.

C. Parameter settings

We perform hyper-parameter tuning for each baseline based on the recommended settings in the official implementations. For the proposed NTFormer, in the data preprocessing process, we try the maximum range of neighborhood in $\{2, 3, 10, 15\}$ and the number of selected nodes in $\{5, 10, 15\}$. For the model configuration of NTFormer, we try the hidden dimension in $\{512, 768, 1024, 2048\}$, the intermediate dimension of the feature fusion layer in $\{64, 128, \dots, 1024\}$, the number of Transformer layers in $\{1, 2, 3\}$. Parameters are optimized with AdamW [52], using a learning rate of in $\{1e-4, 2e-4, 2.5e-4, 5e-4\}$. We also search the dropout rate in $\{0.1, 0.3\}$, the attention dropout in $\{0.5, 0.7, 0.9\}$ and attention heads in $\{1, 8\}$. Besides, the batch size is set to 1024, the weight decay is set to $1e-05$, and the training process is early stopped within 50 epochs. All experiments are conducted on a Linux server with one Xeon Silver 4210 CPU and four RTX TITAN GPUs. Codes are implemented on Python 3.8 and Pytorch 1.11.

D. Comparison on Small-scale Datasets

We adopt the accuracy metric to evaluate the performance of each model on node classification. Specifically, for each dataset, we run each model ten times with different random seeds and report the average accuracy and the corresponding standard deviation. The results are summarized in Table II.

We can observe that NTFormer achieves the best performance on all datasets except Pubmed (NTFormer still exhibits very competitive performance), demonstrating the superiority of NTFormer on the node classification task. In addition, NTFormer beats ANS-GT and NAGphormer on all datasets. This phenomenon indicates that enhancing the quality of token sequences can significantly improve the model performance.

TABLE II: Comparison of all models in terms of mean accuracy \pm stdev (%) on small-scale datasets. The best results appear in **bold**. The second results appear in underline.

Method	Photo	Pubmed	Computer	Citeseer	Corafull	BlogCatalog	UAI2010	Flickr	Squirrel	Roman-empire
$\mathcal{H}(G)$	0.83	0.80	0.78	0.74	0.57	0.40	0.36	0.24	0.21	0.05
GCN	94.67 \pm 0.22	86.69 \pm 0.17	89.59 \pm 0.07	80.33 \pm 0.88	68.08 \pm 0.12	79.04 \pm 0.26	71.09 \pm 0.50	80.97 \pm 0.51	36.88 \pm 1.80	60.82 \pm 0.14
APPNP	95.73 \pm 0.12	88.60 \pm 0.06	90.93 \pm 0.18	80.93 \pm 0.48	67.14 \pm 0.14	95.18 \pm 0.31	77.77 \pm 0.68	92.28 \pm 0.23	36.69 \pm 1.82	51.84 \pm 0.18
SGC	93.40 \pm 0.23	79.51 \pm 0.04	89.09 \pm 0.10	74.22 \pm 0.19	54.52 \pm 0.44	73.69 \pm 0.13	71.32 \pm 0.84	80.75 \pm 0.17	33.90 \pm 1.10	40.33 \pm 0.34
GPRGNN	95.22 \pm 0.35	87.82 \pm 0.25	90.50 \pm 0.91	81.02 \pm 0.71	72.55 \pm 0.75	<u>95.66\pm0.17</u>	77.23 \pm 0.49	<u>92.53\pm0.67</u>	39.01 \pm 0.96	67.04 \pm 0.92
FAGCN	94.51 \pm 0.44	88.28 \pm 0.16	82.77 \pm 1.19	79.28 \pm 1.70	69.39 \pm 0.93	94.41 \pm 0.32	74.71 \pm 0.54	92.13 \pm 0.31	<u>39.43\pm0.37</u>	75.71 \pm 1.39
NodeFormer	94.30 \pm 0.55	88.27 \pm 0.04	88.11 \pm 0.29	78.56 \pm 0.09	63.06 \pm 0.86	93.33 \pm 0.85	73.87 \pm 1.39	90.39 \pm 0.49	34.35 \pm 1.31	58.37 \pm 1.19
ANS-GT	94.98 \pm 0.43	89.14 \pm 0.26	90.17 \pm 0.44	77.60 \pm 0.51	66.42 \pm 0.23	94.18 \pm 0.28	76.40 \pm 0.48	89.95 \pm 0.79	34.46 \pm 0.83	69.64 \pm 1.16
SGFormer	93.13 \pm 0.87	89.22 \pm 0.24	84.40 \pm 0.82	77.98 \pm 0.91	63.46 \pm 1.31	94.32 \pm 0.21	75.17 \pm 0.49	89.11 \pm 1.04	36.86 \pm 1.74	65.39 \pm 0.78
NAGphormer	<u>95.94\pm0.45</u>	89.39 \pm 0.13	<u>91.18\pm0.36</u>	80.57 \pm 0.72	72.15 \pm 0.59	95.47 \pm 0.87	78.37 \pm 0.83	91.21 \pm 0.94	38.14 \pm 1.79	74.32 \pm 0.65
Specformer	95.80 \pm 0.26	89.47 \pm 0.48	91.09 \pm 0.27	79.38 \pm 0.96	<u>72.60\pm0.24</u>	95.61 \pm 0.34	77.80 \pm 0.70	92.33 \pm 0.46	37.47 \pm 0.12	62.73 \pm 1.96
STAGNN	94.47 \pm 0.73	90.18\pm0.26	88.37 \pm 1.78	81.05 \pm 0.82	<u>72.22\pm0.35</u>	95.53 \pm 0.20	79.19 \pm 0.69	92.46 \pm 0.26	38.21 \pm 2.07	<u>76.71\pm0.33</u>
NTFormer	96.17\pm0.29	<u>89.78\pm0.21</u>	91.69\pm0.32	81.61\pm0.75	73.46\pm0.29	96.22\pm0.38	80.03\pm0.97	92.90\pm0.20	40.72\pm1.16	78.39\pm1.11

TABLE III: Comparison of NTFormer and four scalable graph Transformers in terms of mean accuracy \pm stdev (%) on large-scale datasets. The best results appear in **bold**.

Method	Reddit	Amazon2M
NodeFormer	88.97 \pm 0.32	71.56 \pm 0.42
ANS-GT	93.27 \pm 0.22	76.32 \pm 0.38
SGFormer	89.63 \pm 0.26	74.22 \pm 0.36
NAGphormer	93.58 \pm 0.05	77.43 \pm 0.24
NTFormer	93.75 \pm 0.26	78.03 \pm 0.44

Moreover, this situation also reveals that by generating expressive token sequences, the pure Transformer architecture without graph-specific modifications still possesses great potential for node classification.

Another observation is that advanced graph Transformers that introduce new techniques to integrate GNN and Transformer, such as Specformer and STAGNN, achieve competitive performance compared to the hybrid framework-based graph Transformers that directly combine GNN and Transformer. This phenomenon reveals the potential of graph Transformers on graph representation learning. Moreover, this situation also implies that how to effectively incorporate GNN with Transformer is a promising way to enhance the performance of graph Transformers on graph mining tasks.

E. Comparison on Large-scale Datasets

Handling the graph mining tasks on large-scale graphs is a crucial challenging for advanced graph Transformers. To evaluate the scalability of NTFormer on large-scale graphs, we extended our comparison to two popular large-scale datasets, Reddit and Amazon2M. Here, we compare the performance of NTFormer and four scalable graph Transformers since other methods meet the out-of-memory issue on these datasets. The performance are reported in Table III. We can observe that NTFormer consistently outperforms recent graph Transformers on two datasets, indicating that NTFormer is capable of effectively handling the node classification task on large-scale graphs.

F. Study on Token Sequences

Node2Par is the key module of NTFormer that constructs four token sequences $\{S^{NE,t}, S^{NE,a}, S^{NO,t}, S^{NO,a}\}$ to describe various graph information for each node, which exhibits the significant difference with previous tokenized graph Transformers. To evaluate the effectiveness of Node2Par, we design four variants of NTFormer. Each variant only leverages one token sequence from $\{S^{NE,t}, S^{NE,a}, S^{NO,t}, S^{NO,a}\}$ to learn node representations. We further evaluate the performance of these variants on all datasets. Results are shown in Figure 3, from which we have the following observations:

(1) NTFormer beats all four variants on all datasets, which indicates that combining token sequences constructed from different views can effectively enhance the model performance for node classification.

(2) Performances of four variants vary within the same dataset, implying that the contributions of these token sequences are different on the model performance. Naturally, we believe that the higher the accuracy of a sequence, the more important the information it provides. We further visualize the adaptive fusion weights of different token sequences to validate whether NTFormer can adaptively capture the varying importance of token sequences on different graphs. We select four datasets involving small- and large-scale graphs for experiments. Results are shown in Figure 4. We observe a high consistency between the distribution of adaptive weights and the accuracy of node classification with a single sequence. This suggests that NTFormer can adaptively learn graph-specific information by predicting the contributions of different token sequences through learning adaptive weights, further confirming the superiority of NTFormer for learning node representations in different graphs.

(3) Influence of the same token sequence varies across different graphs, indicating that graphs with different characteristics prefer different token sequences. Generally, homophily graphs prefer neighborhood-based token while heterophily graphs perform terrible without node-based token sequences. This is because preserving local topological information is crucial for homophily graphs. However, in heterophily graphs, due to the presence of numerous non-similar nodes within the neighborhood, the significance of neighborhood information

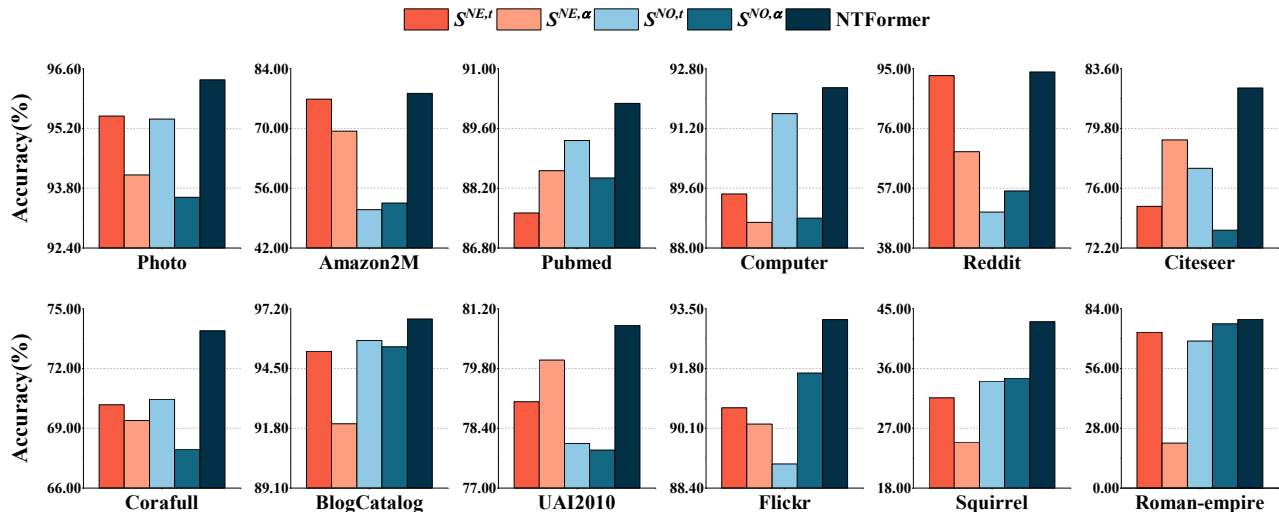


Fig. 3: Performances of NTFormer and its variants on all datasets.

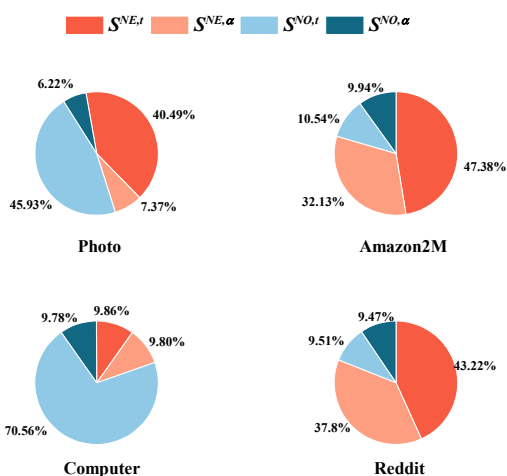


Fig. 4: Visualization of the average weight proportion for each sequence on different graphs.

diminishes. Consequently, node-level information becomes especially critical. This phenomenon also reveals that the graph information is very complex and hard to express by a single-type-based token sequence. Hence, constructing token sequences from different elements and views for each node is necessary and crucial for improving the model performance on graph representation learning.

G. Study on Adaptive Fusion

To obtain the final node representations for predicting the labels, NTFormer develops an adaptive fusion module as a readout function to adaptively fuse the information from different token sequences. By visualizing the weights in Figure 4, we have already validated the interpretability of the proposed readout function. Here, we further validate the

effectiveness of the adaptive fusion by comparing its performance with other common readout functions. Specifically, we adopt two traditional readout functions: average fusion and concatenation fusion for experiments. Average fusion indicates that NTFormer uses equal weights to fuse the information of four token sequences. Concatenation fusion denotes that NTFormer directly combines the representations learned from different sequences via the vector concatenation operation. We evaluate the performance of NTFormer with different readout functions and the results are shown in Figure 5. We can clearly observe that the adaptive fusion beats other strategies over all datasets, indicating that adaptively fusing information from different token sequences can significantly improve the model performance. Results shown in Figure 4 also explain this phenomenon since the contributions of different token sequences vary on different datasets.

H. Parameter Sensitivity Analysis

There are two key hyper-parameters in NTFormer: the maximum range of neighborhood K and the number of sampling nodes n_k . These parameters control the generation of token sequences, which further affect learning node representations. Here, we conduct experiments to analyze the influence of these parameters on the model performance.

Analysis on Hops K . To validate the influence of the maximum range of neighborhood, we fix the value of n_k and vary K in $\{3, 5, \dots, 15\}$. Figure 6 shows the results with different values of K . We observe that the trends vary across different levels of homophily ratio. Specifically, the accuracy increases as K increases on homophily graphs, while it exhibits the opposite trend on heterophily graphs. This is because that nodes are more likely to connect with similar nodes on homophily graphs. In this case, during the neighborhood aggregation operation, as K increases, nodes can gather information from more similar nodes, resulting in higher accuracy. Meanwhile, nodes tend to connect with

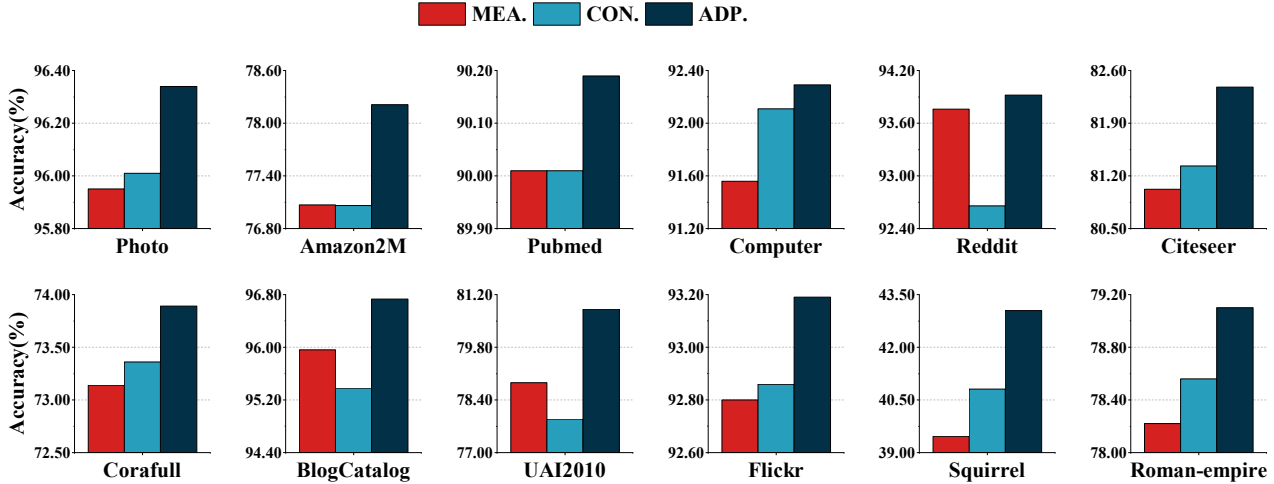


Fig. 5: Performances of NTFormer with different feature fusion strategies. MEA. denotes the average fusion. CON. denotes the direct concatenation. ADP. denotes the adaptive fusion.

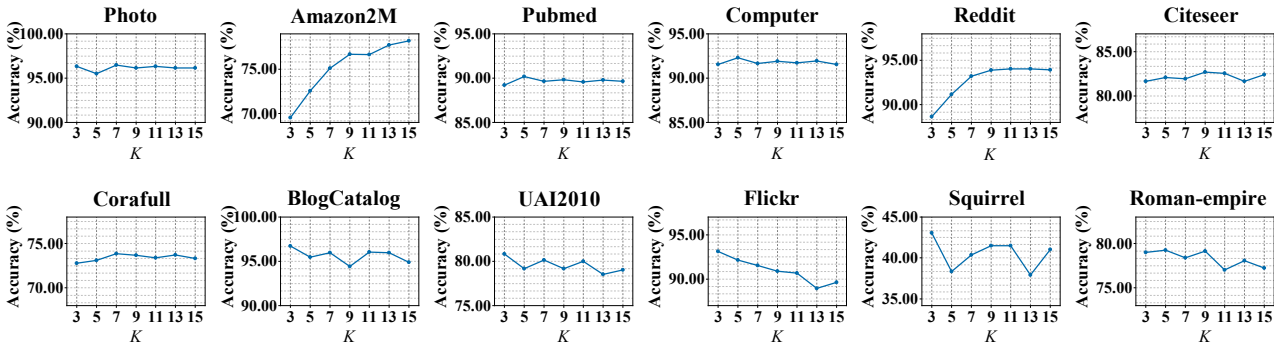


Fig. 6: Performance of NTFormer with different K on all datasets.

irrelevant nodes on heterophily graphs where increasing K introduces more noise information, consequently hurting the model performance.

Analysis of n_k . Similarly, we fix the value of K and vary the number of selected nodes n_k in $\{3, 5, \dots, 15\}$. The results are shown in Figure 7. We can observe that NTFormer exhibits low sensitivity to n_k on most datasets. Generally speaking, a small value of n_k (*i.e.* < 11) can enable NTFormer to achieve competitive results, while a large value of n_k can affect the model performance. This is because NTFormer selects node with the highest similarity scores in both topology and attribute views as node tokens. In this way, a small number of node tokens is sufficient to represent the various properties of the target node within the graph. While, a large value of n_k can lead to a long node token sequence which could involve more irrelevant nodes, further hurting the model performance. In addition, different graphs require different values of n_k to achieve the best performance. This is because that different types of graphs exhibit different structure and attribute features, which can affect the optimal value of n_k .

VI. CONCLUSION

In this paper, we propose a novel graph Transformer called NTFormer for the node classification task. NTFormer introduces a new token generator, Node2Par, that constructs two types of token sequences, node-wise and neighborhood-wise token sequences, from both topology and attribute views. In this way, the graph information of nodes can be effectively extracted. NTFormer further incorporates a Transformer-based backbone with the adaptive fusion module to learn final node representations from the generated token sequences. Benefiting from the valuable graph information carried by the output of Node2Par, NTFormer eliminates the need for graph-specific designs and solely relies on standard Transformer layers. This design enables NTFormer to effectively learn distinct node representations across diverse graphs. Extensive experimental results conducted on both homophily and heterophily graphs from small to large scale demonstrate the superiority of NTFormer in the node classification task. In comparison to representative graph Transformers and GNNs, NTFormer consistently achieves superior performance, affirming its effectiveness and potential in graph representation learning.

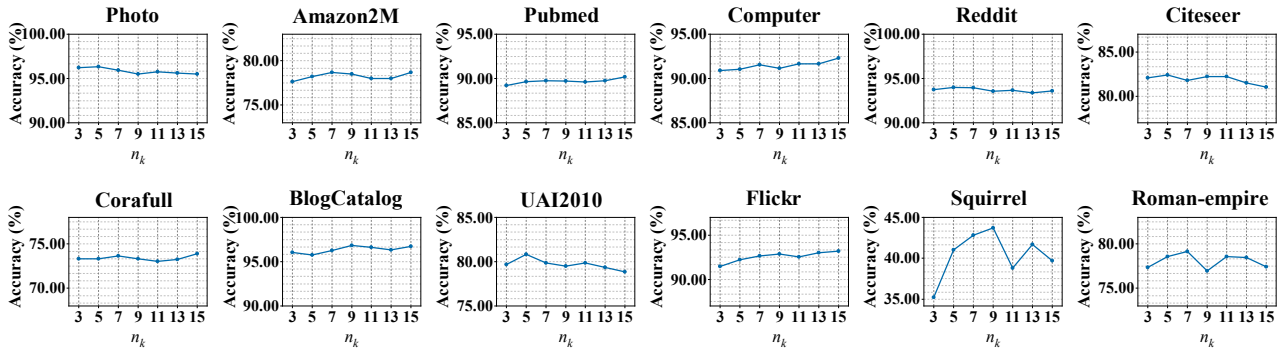


Fig. 7: Performance of NTFormer with different n_k on all datasets.

ACKNOWLEDGMENTS

This work is supported by National Natural Science Foundation (U22B2017).

REFERENCES

[1] K. Gopinath, C. Desrosiers, and H. Lombaert, “Learnable pooling in graph convolutional networks for brain surface analysis,” *IEEE Transactions on Pattern Analysis and Machine Intelligence*, vol. 44, no. 2, pp. 864–876, 2020.

[2] T. N. Kipf and M. Welling, “Semi-supervised classification with graph convolutional networks,” in *Proceedings of the International Conference on Learning Representations*, 2017.

[3] P. Veličković, G. Cucurull, A. Casanova, A. Romero, P. Lio, and Y. Bengio, “Graph Attention Networks,” in *Proceedings of the International Conference on Learning Representations*, 2018.

[4] M. Chen, Z. Wei, Z. Huang, B. Ding, and Y. Li, “Simple and deep graph convolutional networks,” in *Proceedings of the International Conference on Machine Learning*, vol. 119, 2020, pp. 1725–1735.

[5] J. Gilmer, S. S. Schoenholz, P. F. Riley, O. Vinyals, and G. E. Dahl, “Neural message passing for quantum chemistry,” in *Proceedings of the International Conference on Machine Learning*, vol. 70, 2017, pp. 1263–1272.

[6] D. Chen, Y. Lin, W. Li, P. Li, J. Zhou, and X. Sun, “Measuring and relieving the over-smoothing problem for graph neural networks from the topological view,” in *Proceedings of the AAAI Conference on Artificial Intelligence*, 2020.

[7] U. Alon and E. Yahav, “On the bottleneck of graph neural networks and its practical implications,” in *Proceedings of the International Conference on Learning Representations*, 2021.

[8] C. Ying, T. Cai, S. Luo, S. Zheng, G. Ke, D. He, Y. Shen, and T.-Y. Liu, “Do transformers really perform badly for graph representation,” in *Proceedings of the Annual Conference on Neural Information Processing Systems*, vol. 34, 2021, pp. 28 877–28 888.

[9] V. P. Dwivedi and X. Bresson, “A generalization of transformer networks to graphs,” *arXiv preprint arXiv:2012.09699*, 2020.

[10] L. Rampásek, M. Galkin, V. P. Dwivedi, A. T. Luu, G. Wolf, and D. Beaini, “Recipe for a General, Powerful, Scalable Graph Transformer,” in *Proceedings of the Annual Conference on Neural Information Processing Systems*, vol. 35, 2022, pp. 14 501–14 515.

[11] G. Li, J. Chen, and K. He, “Adaptive multi-neighborhood attention based transformer for graph representation learning,” *CoRR*, vol. abs/2211.07970, 2022.

[12] A. Vaswani, N. Shazeer, N. Parmar, J. Uszkoreit, L. Jones, A. N. Gomez, Ł. Kaiser, and I. Polosukhin, “Attention is all you need,” in *Proceedings of the Annual Conference on Neural Information Processing Systems*, vol. 30, 2017, pp. 5998–6008.

[13] D. Kreuzer, D. Beaini, W. Hamilton, V. Létourneau, and P. Tossou, “Rethinking Graph Transformers with Spectral Attention,” in *Proceedings of the Annual Conference on Neural Information Processing Systems*, vol. 34, 2021, pp. 21 618–21 629.

[14] X. Ma, Q. Chen, Y. Wu, G. Song, L. Wang, and B. Zheng, “Rethinking structural encodings: Adaptive graph transformer for node classification task,” in *Proceedings of the ACM Web Conference*, 2023, pp. 533–544.

[15] J. Chen, G. Li, J. E. Hopcroft, and K. He, “Signgt: Signed attention-based graph transformer for graph representation learning,” *CoRR*, vol. abs/2310.11025, 2023.

[16] J. Zhao, C. Li, Q. Wen, Y. Wang, Y. Liu, H. Sun, X. Xie, and Y. Ye, “Gophormer: Ego-Graph Transformer for Node Classification,” *arXiv preprint arXiv:2110.13094*, 2021.

[17] Z. Zhang, Q. Liu, Q. Hu, and C. Lee, “Hierarchical Graph Transformer with Adaptive Node Sampling,” in *Proceedings of the Annual Conference on Neural Information Processing Systems*, vol. 35, 2022, pp. 21 171–21 183.

[18] J. Chen, K. Gao, G. Li, and K. He, “Nagphormer: A tokenized graph transformer for node classification in large graphs,” in *Proceedings of the International Conference on Learning Representations*, 2023.

[19] J. Chen, C. Liu, K. Gao, G. Li, and K. He, “Tokenized graph transformer with neighborhood augmentation for node classification in large graphs,” *CoRR*, vol. abs/2305.12677, 2023.

[20] D. Fu, Z. Hua, Y. Xie, J. Fang, S. Zhang, K. Sancak, H. Wu, A. Malevich, J. He, and B. Long, “Vcr-graphormer: A mini-batch graph transformer via virtual connections,” *CoRR*, vol. abs/2403.16030, 2024.

[21] K. Xu, C. Li, Y. Tian, T. Sonobe, K. Kawarabayashi, and S. Jegelka, “Representation learning on graphs with jumping knowledge networks,” in *Proceedings of the International Conference on Machine Learning*, vol. 80, 2018, pp. 5449–5458.

[22] S. Abu-El-Haija, B. Perozzi, A. Kapoor, N. Alipourfard, K. Lerman, H. Harutyunyan, G. V. Steeg, and A. Galstyan, “Mixhop: Higher-order graph convolutional architectures via sparsified neighborhood mixing,” in *Proceedings of the International Conference on Machine Learning*, vol. 97, 2019, pp. 21–29.

[23] J. Zhu, Y. Yan, L. Zhao, M. Heimann, L. Akoglu, and D. Koutra, “Beyond homophily in graph neural networks: Current limitations and effective designs,” in *Proceedings of the Annual Conference on Neural Information Processing Systems*, 2020.

[24] H. Pei, B. Wei, K. C. Chang, Y. Lei, and B. Yang, “Geom-gcn: Geometric graph convolutional networks,” in *Proceedings of the International Conference on Learning Representations*, 2020.

[25] J. Klicpera, S. Weissenberger, and S. Günnemann, “Diffusion Improves Graph Learning,” in *Proceedings of the Annual Conference on Neural Information Processing Systems*, 2019, pp. 13 333–13 345.

[26] X. Wang, M. Zhu, D. Bo, P. Cui, C. Shi, and J. Pei, “AM-GCN: adaptive multi-channel graph convolutional networks,” in *Proceedings of the ACM SIGKDD Conference on Knowledge Discovery and Data Mining*, 2020, pp. 1243–1253.

[27] W. Jin, T. Derr, Y. Wang, Y. Ma, Z. Liu, and J. Tang, “Node similarity preserving graph convolutional networks,” in *Proceedings of the ACM International Conference on Web Search and Data Mining*, 2021, pp. 148–156.

[28] D. He, C. Liang, H. Liu, M. Wen, P. Jiao, and Z. Feng, “Block modeling-guided graph convolutional neural networks,” in *Proceedings of the Thirty-Sixth AAAI Conference on Artificial Intelligence*, 2022, pp. 4022–4029.

[29] D. Kim and A. Oh, “How to find your friendly neighborhood: Graph attention design with self-supervision,” in *Proceedings of the International Conference on Learning Representations*, 2021.

[30] D. Bo, X. Wang, C. Shi, and H. Shen, “Beyond low-frequency information in graph convolutional networks,” in *Proceedings of the AAAI Conference on Artificial Intelligence*, 2021, pp. 3950–3957.

- [31] H. Dong, J. Chen, F. Feng, X. He, S. Bi, Z. Ding, and P. Cui, "On the equivalence of decoupled graph convolution network and label propagation," in *Proceedings of the Web Conference*, 2021, pp. 3651–3662.
- [32] Q. He, J. Chen, H. Xu, and K. He, "Structural robust label propagation on homogeneous graphs," in *Proceedings of the IEEE International Conference on Data Mining*, 2022, pp. 181–190.
- [33] J. Klicpera, A. Bojchevski, and S. Günnemann, "Predict then Propagate: Graph Neural Networks meet Personalized PageRank," in *Proceedings of the International Conference on Learning Representations*, 2019.
- [34] F. Wu, A. Souza, T. Zhang, C. Fifty, T. Yu, and K. Weinberger, "Simplifying Graph Convolutional Networks," in *Proceedings of the International Conference on Machine Learning*, 2019, pp. 6861–6871.
- [35] E. Chien, J. Peng, P. Li, and O. Milenkovic, "Adaptive Universal Generalized PageRank Graph Neural Network," in *Proceedings of the International Conference on Learning Representations*, 2021.
- [36] P. Jain, Z. Wu, M. Wright, A. Mirhoseini, J. E. Gonzalez, and I. Stoica, "Representing Long-Range Context for Graph Neural Networks with Global Attention," in *Proceedings of the Annual Conference on Neural Information Processing Systems*, 2021, pp. 13 266–13 279.
- [37] L. Rampásek, M. Galkin, V. P. Dwivedi, A. T. Luu, G. Wolf, and D. Beaini, "Recipe for a general, powerful, scalable graph transformer," in *Proceedings of the Annual Conference on Neural Information Processing Systems*, 2022.
- [38] D. Chen, L. O'Bray, and K. Borgwardt, "Structure-aware transformer for graph representation learning," in *International Conference on Machine Learning*, vol. 162, 2022, pp. 3469–3489.
- [39] D. Bo, C. Shi, L. Wang, and R. Liao, "Specformer: Spectral graph neural networks meet transformers," in *Proceedings of the International Conference on Learning Representations*, 2023.
- [40] Q. Wu, W. Zhao, Z. Li, D. Wipf, and J. Yan, "Nodeformer: A scalable graph structure learning transformer for node classification," in *Proceedings of the Annual Conference on Neural Information Processing Systems*, vol. 35, 2022, pp. 27 387–27 401.
- [41] Q. Wu, C. Yang, W. Zhao, Y. He, D. Wipf, and J. Yan, "Diffomer: Scalable (graph) transformers induced by energy constrained diffusion," in *Proceedings of the Eleventh International Conference on Learning Representations*, 2023.
- [42] S. Huang, Y. Song, J. Zhou, and Z. Lin, "Tailoring self-attention for graph via rooted subtrees," in *Proceedings of the Annual Conference on Neural Information Processing Systems*, 2023.
- [43] C. Liu, Y. Zhan, X. Ma, L. Ding, D. Tao, J. Wu, and W. Hu, "Gap-former: Graph transformer with graph pooling for node classification," in *Proceedings of the Thirty-Second International Joint Conference on Artificial Intelligence*, 2023, pp. 2196–2205.
- [44] J. Kim, D. Nguyen, S. Min, S. Cho, M. Lee, H. Lee, and S. Hong, "Pure transformers are powerful graph learners," in *Proceedings of the Annual Conference on Neural Information Processing Systems*, 2022.
- [45] J. Chen, B. Li, Q. He, and K. He, "Pamt: A novel propagation-based approach via adaptive similarity mask for node classification," *IEEE Transactions on Computational Social Systems*, 2024.
- [46] J. Chen, B. Li, and K. He, "Neighborhood convolutional graph neural network," *Knowledge-Based Systems*, vol. 295, p. 111861, 2024.
- [47] W. Jin, T. Derr, Y. Wang, Y. Ma, Z. Liu, and J. Tang, "Node similarity preserving graph convolutional networks," in *Proceedings of the ACM International Conference on Web Search and Data Mining*, 2021, pp. 148–156.
- [48] O. Platonov, D. Kuznedelev, M. Diskin, A. Babenko, and L. Prokhorenkova, "A critical look at the evaluation of gnns under heterophily: Are we really making progress?" in *Proceedings of the Eleventh International Conference on Learning Representations*, 2023.
- [49] X. Li, R. Zhu, Y. Cheng, C. Shan, S. Luo, D. Li, and W. Qian, "Finding global homophily in graph neural networks when meeting heterophily," in *Proceedings of the International Conference on Machine Learning*, vol. 162, 2022, pp. 13 242–13 256.
- [50] Q. Wu, W. Zhao, C. Yang, H. Zhang, F. Nie, H. Jiang, Y. Bian, and J. Yan, "Simplifying and empowering transformers for large-graph representations," in *Proceedings of the Annual Conference on Neural Information Processing Systems*, 2023.
- [51] S. Huang, Y. Song, J. Zhou, and Z. Lin, "Tailoring self-attention for graph via rooted subtrees," in *Proceedings of the Annual Conference on Neural Information Processing Systems*, 2023.
- [52] I. Loshchilov and F. Hutter, "Decoupled weight decay regularization," in *Proceedings of the International Conference on Learning Representations*, 2019.