

Unbiased least squares regression via averaged stochastic gradient descent

Nabil Kahalé *

June 28, 2024

Abstract

We consider an on-line least squares regression problem with optimal solution θ^* and Hessian matrix H , and study a time-average stochastic gradient descent estimator of θ^* . For $k \geq 2$, we provide an unbiased estimator of θ^* that is a modification of the time-average estimator, runs with an expected number of time-steps of order k , with $O(1/k)$ expected excess risk. The constant behind the O notation depends on parameters of the regression and is a poly-logarithmic function of the smallest eigenvalue of H . We provide both a biased and unbiased estimator of the expected excess risk of the time-average estimator and of its unbiased counterpart, without requiring knowledge of either H or θ^* . We describe an “average-start” version of our estimators with similar properties. Our approach is based on randomized multilevel Monte Carlo. Our numerical experiments confirm our theoretical findings.

Keywords: stochastic gradient descent, least squares regression, multilevel Monte Carlo method, unbiased estimators

1 Introduction

Monte Carlo methods are used in a variety of fields such as financial engineering, queuing networks, health-care and machine learning. A drawback of these methods is their high computational cost. The efficiency of Monte Carlo methods can however be improved via variance reduction techniques (Glasserman 2004, Asmussen and Glynn 2007, Gower, Schmidt, Bach and Richtarik 2020). In particular, the multilevel Monte Carlo method (MLMC) in Giles (2008) dramatically reduces the computational cost of estimating functionals of stochastic differential equations. McLeish (2011), Glynn and Rhee (2014) and Rhee and Glynn (2015) give related randomized multilevel Monte Carlo methods (RMLMC) that calculate unbiased estimators of functionals of Markov chains and of stochastic differential equations. RMLMC and related techniques have been used in a variety of contexts such as the unbiased estimation for steady-state expectations of a Markov chain (Glynn and Rhee 2014, Kahalé 2023), the design of Markov chain Monte Carlo methods (Agapiou, Roberts and Vollmer 2018, Middleton, Deligiannidis, Doucet and Jacob 2020, Wang and Wang 2023), statistical inference (Chada, Franks, Jasra, Law and Vihola 2021, Heng, Houssineau and Jasra 2024), estimating the expected cumulative discounted cost (Cui, Fu, Peng and Zhu 2020), and pricing of Asian options under general models (Kahalé 2020). Vihola (2018) describes stratified RMLMC methods that, under certain conditions, are asymptotically as efficient as Multilevel Monte Carlo. Unbiased estimators have two main advantages. First, drawing independent copies of an unbiased estimator allows the construction of normal confidence intervals (Asmussen and Glynn 2007, Section III.1). Second, this construction can be parallelized efficiently.

*ESCP Business School, Paris, France; e-mail: nkahale@escp.eu.

This paper applies the RMLMC approach to least squares regressions in an on-line setting inspired from Bach and Moulines (2013). Least squares regressions are a fundamental tool in statistics and machine learning, and their analysis leads to a better understanding of more sophisticated models such as logistic regressions and neural networks. Our approach is based on the stochastic gradient descent (SGD) algorithm. SGD and its variants are commonly used in large-scale machine learning optimization (Bottou, Curtis and Nocedal 2018). It is assumed that (x, y) is a square-integrable random vector in $\mathbb{R}^d \times \mathbb{R}$, where \mathbb{R}^d denotes the set of d -dimensional column vectors, and that $((x_t, y_t), t \geq 0)$ is a sequence of independent copies of (x, y) . For a d -dimensional column vector θ , set $L(\theta) := \frac{1}{2}E((y - x^T\theta)^2)$. It is well-known that the function L is convex and attains its minimum at a d -dimensional column vector θ^* that is solution to the equation

$$H\theta^* = E(yx), \quad (1.1)$$

where $H := E(xx^T)$ is the Hessian matrix.

A standard SGD algorithm for minimizing L uses the random sequence of d -dimensional column vectors $(\theta_t, t \geq 0)$ satisfying the recursion

$$\theta_{t+1} = \theta_t - \gamma(x_t^T\theta_t - y_t)x_t, \quad (1.2)$$

where θ_0 is a deterministic d -dimensional column vector and γ is a constant step-size. An advantage of (1.2) is that it can be performed with $O(d)$ arithmetic operations. For $k \geq 1$, define the time-average (or tail-average) estimator

$$\bar{\theta}_k := \frac{1}{k - s(k)} \sum_{t=s(k)}^{k-1} \theta_t,$$

where $s(k) \in [0, k - 1]$ is a burn-in period that may depend on k . Under certain assumptions, Bach and Moulines (2013) show an upper-bound of $O(1/k)$ on the expected excess risk $E(L(\bar{\theta}_k)) - L(\theta^*)$. It is noteworthy that the constant behind their O -notation does not depend on the smallest eigenvalue λ_{\min} of H , which can be very small. We are not aware of a better non-asymptotic bound on the expected excess risk of $\bar{\theta}_k$ that does not depend on λ_{\min} . A similar bound is shown in Dieuleveut and Bach (2016, Corollary 4). Jain, Kakade, Kidambi, Netrapalli and Sidford (2018b) study mini-batching and tail-averaging SGD algorithms for least squares regressions in an on-line strongly-convex setting, and provide a sharp upper bound on the expected excess risk of their estimators. Dieuleveut, Flammarion and Bach (2017) analyse an averaged accelerated SGD for on-line least squares regressions, using a stochastic gradient recursion that depends explicitly on H . They provide a bound of $O(1/k^2)$ on forgetting the initial conditions, and a bound of $O(d/k)$ in terms of dependence on the noise, after k time-steps. Jain, Kakade, Kidambi, Netrapalli and Sidford (2018a) analyse another averaged accelerated SGD algorithm for on-line least squares regressions. They show that the initial error decays at a geometric rate that improves upon that of averaged SGD. Asi, Carmon, Jambulapati, Jin and Sidford (2021) design a MLMC low-bias estimator of the minimizer of Lipschitz strongly-convex functions based on stochastic gradients. Han, Luo, Lin and Huang (2024) combine SGD and lasso techniques to compute asymptotically normal estimators in online homoscedastic least squares regressions with high-dimensional data. By definition, the error term $y - x^T\theta^*$ is homoskedastic if it is independent of the covariate x .

1.1 Contributions

This paper constructs unbiased RMLMC estimators of the negated bias $\theta^* - E(\bar{\theta}_k)$. More precisely, for any integer $k \geq 2$, we build a square-integrable d -dimensional column vector Z_k with $E(Z_k) = \theta^* - E(\bar{\theta}_k)$. This allows the construction of a square-integrable d -dimensional column vector \hat{f}_k with $E(\hat{f}_k) = \theta^*$. The expected number of copies of (x, y) required to sample

Z_k and \hat{f}_k is of order k . We show a non-asymptotic upper bound of $O(1/k)$ on the expected excess risk of \hat{f}_k . Our bound on the expected excess risk of \hat{f}_k is no worse than the bound of Bach and Moulines (2013) on the expected excess risk of $\bar{\theta}_k$, up to a poly-logarithmic factor independent of k . We are not aware of a previous unbiased estimator of θ^* that achieves such a tradeoff between the expected excess risk and expected time-steps. We also build an average-start version of Z_k and of \hat{f}_k with similar properties.

Our analysis of the expected excess risk uses a bias-variance decomposition inspired from the statistics and financial engineering literature. We provide both biased and unbiased estimators of the squared bias of $\bar{\theta}_k$, and unbiased estimators of the variance of $\bar{\theta}_k$ and of \hat{f}_k . These estimators do not require knowledge of either H or θ^* . This allows the construction of both biased and unbiased estimators of the expected excess risk of $\bar{\theta}_k$ and of \hat{f}_k , and of the average of M independent copies of $\bar{\theta}_k$ and of \hat{f}_k , for any integer $M > 1$. As a byproduct of our techniques, we show an upper bound on the expected excess risk of $\bar{\theta}_k$ that is the same as in Bach and Moulines (2013), up to a constant factor, but allows step-sizes to be twice as large. We provide an example where even larger step-sizes result in a divergent expected excess risk of $\bar{\theta}_k$, as k goes to infinity.

Except in specific examples, our results do not assume homoscedasticity. Moreover, the expected excess risk of \hat{f}_k has a poly-logarithmic dependence on the smallest eigenvalue of H . In contrast, convergence properties of many SGD-like algorithms for general μ -strongly convex functions have a strong dependence on μ . For instance, it takes $O(\mu^{-2}\epsilon^{-2})$ time-steps, up to a logarithmic factor, of SGD with a constant step-size to ensure that the expected squared distance from the optimum is at most ϵ^2 , where $\epsilon > 0$ (Needell, Srebro and Ward 2016, Corollary 2.2). Likewise, the number of time-steps needed to achieve an expected excess risk of at most ϵ^2 in SGD with a diminishing step-size is $O(\mu^{-2}\epsilon^{-2})$ (Bottou, Curtis and Nocedal 2018, Eq. 4.24). A similar result, up to a logarithmic factor, follows from Hu and Fu (2024, Corollary 1) for SDG with constant step-size based on unbiased stochastic gradients. Finally, the expected number of time-steps needed to attain a certain bias and variance in the MLMC minimizer in Asi, Carmon, Jambulapati, Jin and Sidford (2021, Theorem 1) is proportional to μ^{-2} , up to a poly-logarithmic factor.

1.2 Other related work

An exact solution to the least squares regression problem with n constraints in dimension d , where $n \geq d$, can be found in $O(nd^2)$ arithmetic operations (Golub and Van Loan 2013). Our methods are closely related to the algorithms in Glynn and Rhee (2014) and Kahalé (2023) for estimating steady-state expectations for Markov chains. Like their methods, our construction uses RMLMC and coupling from the past. However, Glynn and Rhee (2014) do not use time-averaging, while the randomized multilevel estimator in Kahalé (2023) uses tail-averaging within each level. In contrast, our approach uses a random or an average start within each level. In related work, Blanchet, Glynn and Pei (2019) construct a RMLMC unbiased estimator of the optimal solution of general constrained stochastic convex optimization problems. Their construction is based on sample average approximations, which necessitates the computation of the optimal solution in finite samples, and does not rely on SGD or on coupling from the past. While the three aforementioned papers address steady-state estimation and optimization for general Markov chains or functions, our results are based on analysing convergence and mixing properties of SGD sequences that arise in least squares regressions. Least squares regressions remain the subject of active research. For instance, minimax bounds on the expected excess risk of least squares regressions have been recently established under various settings. See Mourtada (2022) and references therein.

The rest of the paper is organized as follows. Notation and background for our analysis are presented in Section 2. Section 3 presents our unbiased estimators of $\theta^* - E(\bar{\theta}_k)$ and of θ^* . Section 4 constructs our estimators for the squared bias of $\bar{\theta}_k$ and the variance of $\bar{\theta}_k$ and of

\hat{f}_k . Section 5 presents numerical experiments that confirm our theoretical findings. Section 6 contains concluding remarks. Omitted proofs are in the appendix.

2 Notation and Background

We first provide some notation then describe the bias-variance decomposition in Section 2.1. Section 2.2 presents the main assumption, taken from (Bach and Moulines 2013), on the distribution of (x, y) . Section 2.3 gives a relaxed version of the upper bound of Bach and Moulines (2013) on the expected excess risk of $\bar{\theta}_k$, that allows a burn-in period and step-sizes twice as large. Section 2.4 gives an example where even larger step-sizes implies a divergence of the expected excess risk of $\bar{\theta}_k$.

Denote by $\|v\|$ the Euclidean norm of a d -dimensional column vector v . By definition, for $d \times d$ symmetric matrices A and B , we say that $A \preceq B$ if $B - A$ is positive semi-definite. For a square-integrable d -dimensional column vector U , set $\text{Var}(U) := E(\|U\|^2) - \|E(U)\|^2$ and $\text{Std}(U) := \sqrt{\text{Var}(U)}$. Thus, $\text{Var}(U)$ is equal to the sum of the variances of each component of U . Given a positive semi-definite $d \times d$ matrix Σ , let $\|v\|_\Sigma := \|\sqrt{\Sigma}v\|$ for $v \in \mathbb{R}^d$, and let $\text{Var}_\Sigma(U) := \text{Var}(\sqrt{\Sigma}U)$ and $\text{Std}_\Sigma(U) := \text{Std}(\sqrt{\Sigma}U)$ for a square-integrable d -dimensional column vector U . Thus $\|v\|_\Sigma^2 = v^T \Sigma v$ and

$$E(\|U\|_\Sigma^2) = \|E(U)\|_\Sigma^2 + \text{Var}_\Sigma(U). \quad (2.1)$$

2.1 Bias and Variance

A standard calculation shows that, for any d -dimensional column vector θ , we have

$$L(\theta) - L(\theta^*) = \frac{1}{2} \|\theta - \theta^*\|_H^2. \quad (2.2)$$

Let ψ be a square-integrable d -dimensional column vector that is a (possibly biased) estimator of θ^* . We have

$$\begin{aligned} 2(E(L(\psi)) - L(\theta^*)) &= E(\|\psi - \theta^*\|_H^2) \\ &= \|E(\psi - \theta^*)\|_H^2 + \text{Var}_H(\psi - \theta^*), \end{aligned}$$

where the first equation follows from (2.2), and the second one from (2.1). Hence,

$$2(E(L(\psi)) - L(\theta^*)) = \|E(\psi) - \theta^*\|_H^2 + \text{Var}_H(\psi). \quad (2.3)$$

In other words, the quantity $2(E(L(\psi)) - L(\theta^*))$ is the sum of two terms. We refer to the first term $\|E(\psi) - \theta^*\|_H^2$ as the squared bias of ψ , and to the second term $\text{Var}_H(\psi)$ as the variance of ψ . Our definition of squared bias and variance is inspired from the statistics and financial engineering literature (Glasserman 2004) and is applicable to any square-integrable estimator ψ . These notions are similar in spirit but different from the bias and variance of $\bar{\theta}_k$ as defined in Bach and Moulines (2013) and Jain, Kakade, Kidambi, Netrapalli and Sidford (2018b).

Consider now M independent copies $\psi^{(1)}, \dots, \psi^{(M)}$ of ψ , where $M > 1$ is a fixed integer, and let

$$\bar{\psi}_M = \frac{1}{M} \sum_{i=1}^M \psi^{(i)}. \quad (2.4)$$

By standard calculations, we have $E(\bar{\psi}_M) = E(\psi)$ and $\text{Var}_H(\bar{\psi}_M) = M^{-1} \text{Var}_H(\psi)$. Thus, taking the average of M independent copies of ψ does not alter the bias but reduces the variance by a factor of M . Together with (2.3), it follows that

$$2(E(L(\bar{\psi}_M)) - L(\theta^*)) = \|E(\psi) - \theta^*\|_H^2 + \frac{\text{Var}_H(\psi)}{M}. \quad (2.5)$$

Assume now that ψ is an unbiased estimator of θ^* , i.e., $E(\psi) = \theta^*$. Combining (2.3) and (2.5) shows that

$$E(L(\bar{\psi}_M)) - L(\theta^*) = \frac{E(L(\psi)) - L(\theta^*)}{M}. \quad (2.6)$$

Equivalently, taking the average of M independent copies of ψ reduces the expected excess risk by a factor of M . Let us further assume that ψ has finite expected running time τ_ψ , and let $\epsilon > 0$. By (2.3) and (2.6), we need to sample $M = \lceil \text{Var}_H(\psi)/(2\epsilon^2) \rceil$ independent copies of ψ in order to ensure that $E(L(\bar{\psi}_M)) - L(\theta^*) \leq \epsilon^2$. Ignoring integrality constraints, the expected running time of these M copies is $\tau_\psi \text{Var}_H(\psi)/(2\epsilon^2)$. Thus, we can use $\tau_\psi \text{Var}_H(\psi)$ to measure the efficiency of ψ : a small time variance product corresponds to a greater efficiency. In a related context, Glynn and Whitt (1992) show that the efficiency of an unbiased estimator is inversely proportional to the time variance product.

2.2 Main Assumption

Following Bach and Moulines (2013), we make the following assumption for the rest of the paper.

Assumption 1. There are positive real numbers σ and R such that

$$E((y - x^T \theta^*)^2 x x^T) \preceq \sigma^2 H, \quad (2.7)$$

and

$$E(\|x\|^2 x x^T) \preceq R^2 H. \quad (2.8)$$

It can be shown that (2.7) and (2.8) hold under various settings. For instance, if the error term $y - x^T \theta^*$ is independent of x and has standard deviation σ , then (2.7) clearly holds. In the same vein, (2.8) holds if x is almost surely bounded. More precisely, as observed in Bach and Moulines (2013), if $\|x\|^2 \leq R^2$ almost surely for a real number R , then (2.8) holds.

Using (2.7) and (2.8), a standard calculation shows that yx and θ_t are square-integrable for any $t \geq 0$. Bach and Moulines (2013) show that, when $s(k) = 0$ and $0 < \gamma < 1/R^2$, we have

$$E(L(\bar{\theta}_k)) - L(\theta^*) \leq \frac{1}{2k} \left(\frac{\sigma \sqrt{d}}{1 - \sqrt{\gamma R^2}} + \frac{\|\theta_0 - \theta^*\|}{\sqrt{\gamma}} \right)^2. \quad (2.9)$$

Dieuleveut, Flammarion and Bach (2017) show that (2.8) implies that $\text{tr}(H) \leq R^2$. As H is positive semi-definite, it follows that

$$\lambda_{\max} \leq R^2, \quad (2.10)$$

where λ_{\max} is the largest eigenvalue of H .

2.3 Time-average estimators

The bound (2.9) of Bach and Moulines (2013) holds when $s(k) = 0$ and $0 < \gamma < 1/R^2$. Lemma 2.1 below relaxes these assumptions and applies to any $s(k) \in [0, k-1]$ and any $\gamma \in (0, 2/R^2)$. The relaxed assumptions are in-line with the results in subsequent sections such as Theorems 3.2 and 3.3. Certain results in Lemma 2.1 such as (2.14) and certain steps in its proof are also used to establish Theorems 3.2 and 3.3. Lemma 2.1 provides upper bounds on the squared bias, the variance and the expected excess risk of $\bar{\theta}_k$.

Lemma 2.1. *Assume that (x, y) is square-integrable, that $((x_t, y_t), t \geq 0)$ is a sequence of independent copies of (x, y) , that Assumption 1 holds, and that*

$$0 < \gamma < \frac{2}{R^2}. \quad (2.11)$$

Then

$$\gamma < \frac{2}{\lambda_{\max}}, \quad (2.12)$$

and, for $k \geq 1$, we have

$$\|E(\bar{\theta}_k - \theta^*)\|_H^2 \leq \frac{\|\theta_0 - \theta^*\|^2}{\gamma(2 - \gamma\lambda_{\max})(k - s(k))}, \quad (2.13)$$

and

$$\text{Var}_H(\bar{\theta}_k) \leq \frac{8}{k - s(k)} \left(\frac{\sigma^2 d}{2 - \gamma R^2} + \frac{\|\theta_0 - \theta^*\|^2}{\gamma} \right). \quad (2.14)$$

Moreover,

$$E(L(\bar{\theta}_k)) - L(\theta^*) \leq \frac{1}{2(2 - \gamma R^2)(k - s(k))} \left(8\sigma^2 d + \frac{17\|\theta_0 - \theta^*\|^2}{\gamma} \right). \quad (2.15)$$

If H is positive-definite then $E(\theta_k) \rightarrow \theta^*$ as k goes to infinity.

In view of (2.12), the right-hand side of (2.13) is well-defined. Note that the bounds in (2.13), (2.14) and (2.15) do not depend on the smallest eigenvalue of H , and hold even if H is singular. Furthermore, the upper-bound on the squared bias in (2.13) does not depend on σ . The proof of (2.13) actually shows that $E(\bar{\theta}_k - \theta^*)$ is a deterministic function of γ , of H , and of $\theta_0 - \theta^*$, for any fixed $k \geq 1$. Due to the stochastic nature of $(\theta_t, t \geq 0)$, the right-hand side of (2.14) is in general strictly positive even if $\sigma = 0$. When $s(k) = 0$, it is easy to check that (2.15) is no worse than (2.9), up to an absolute multiplicative constant, for any $\gamma \in (0, 1/R^2)$.

In the special case where $\gamma = 1/R^2$, combining (2.10) with (2.13) yields

$$\|E(\bar{\theta}_k - \theta^*)\|_H^2 \leq \frac{R^2 \|\theta_0 - \theta^*\|^2}{k - s(k)},$$

while (2.14) becomes

$$\text{Var}_H(\bar{\theta}_k) \leq 8 \frac{\sigma^2 d + R^2 \|\theta_0 - \theta^*\|^2}{k - s(k)}.$$

Together with (2.3), it follows that

$$E(L(\bar{\theta}_k)) - L(\theta^*) \leq \frac{8\sigma^2 d + 9R^2 \|\theta_0 - \theta^*\|^2}{2(k - s(k))}, \quad (2.16)$$

which is slightly better than (2.15) when $\gamma = 1/R^2$.

2.4 Example

We now provide an example showing that the constant 2 in the right-hand side of (2.11) cannot be improved. Fix $\sigma > 0$ and $\gamma > 2$, and let v and θ_0 be d -dimensional column vectors such that $\|v\| = 1$ and $v^T \theta_0 \neq 0$. Let D be a Bernoulli random variable with $\Pr(D = 0) = p$, where $p = 2\gamma^{-1}$, and let U be a random d -dimensional column vector uniformly on the unit sphere in \mathbb{R}^d . Let y be a centered square-integrable random variable with variance σ^2 . Assume that D , U and y are independent. Set $x = DU + (1 - D)v$, and $s(k) = 0$ for $k \geq 1$. Thus $x = v$ with probability p , and $x = U$ with probability $1 - p$. Define the random sequence $(\theta_t, t \geq 0)$ via (1.2), with initial state θ_0 and time-step γ .

Proposition 2.1. *The matrix H is positive-definite, the function $L(\theta)$ attains its minimum at $\theta^* = 0$, and the pair (x, y) satisfies (2.7) and (2.8) with $R^2 = 1$. Moreover, $E(L(\bar{\theta}_k))$ goes to infinity as k goes to infinity.*

Thus, for any $\gamma_0 > 2$, if we set $\gamma = (1 + \gamma_0)/2$, the above example satisfies the conditions of Lemma 2.1, except that (2.11) is replaced with the condition $0 < \gamma < \gamma_0/R^2$.

We stress that, for a given random pair (x, y) satisfying (2.7) and (2.8), there may exist $\gamma > 2/R^2$ such that $E(L(\bar{\theta}_k))$ converges to $L(\theta^*)$ as k goes to infinity. Further results about the range of γ and the convergence properties of $E(L(\bar{\theta}_k))$ can be found in Défossez and Bach (2015) and Jain, Kakade, Kidambi, Netrapalli and Sidford (2018b).

3 Unbiased time-average estimators

This section constructs our main estimators. Section 3.1 recalls the *single term estimator*, a RMLMC estimator introduced by Rhee and Glynn (2015). Section 3.2 constructs the unbiased estimator Z_k of $\theta^* - E(\bar{\theta}_k)$, based on a single term estimator, and uses Z_k to construct the unbiased estimator \hat{f}_k of θ^* . Section 3.3 constructs an average-start version of Z_k and its corresponding unbiased estimator of θ^* .

3.1 The single term estimator

Let $(Y_l, l \geq 0)$ be a sequence of d -dimensional column vectors such that $E(Y_l)$ exists for $l \geq 0$ and has a limit μ_Y as l goes to infinity. Consider a probability distribution $(p_l, l \geq 0)$ such that $p_l > 0$ for $l \geq 0$. Let $N \in \mathbb{N}$ be an integral random variable independent of $(Y_l, l \geq 0)$ such that $\Pr(N = l) = p_l$ for $l \geq 0$. Theorem 3.1 describes the single term estimator Z and shows that, under suitable conditions, it is square-integrable and has expectation equal to μ_Y . Theorem 3.1 was shown by Rhee and Glynn (2015) (see also (Vihola 2018, Theorem 2)) when $d = 1$. By considering each component of the Y_l 's separately, it is straightforward to prove Theorem 3.1 for any finite d .

Theorem 3.1 (Rhee and Glynn (2015)). *Assume that $E(\|Y_l\|^2)$ is finite for any $l \geq 0$. Set $Z := (Y_N - Y_{N-1})/p_N$, with $Y_{-1} := 0$. If $\sum_{l=0}^{\infty} E(\|Y_l - Y_{l-1}\|^2)/p_l$ is finite then Z is square-integrable, $E(Z) = \mu_Y$, and*

$$E(\|Z\|^2) = \sum_{l=0}^{\infty} \frac{E(\|Y_l - Y_{l-1}\|^2)}{p_l}.$$

In many applications, the expected time to simulate Y_l goes to infinity as l goes to infinity, but the p_l 's can be chosen so that the expected time to simulate Z is finite.

Consider now a positive-definite $d \times d$ matrix Σ . Corollary 3.1 shows that the conclusions of Theorem 3.1 still hold if the Euclidean norm $\|\cdot\|$ is replaced with $\|\cdot\|_{\Sigma}$.

Corollary 3.1. *Assume that $E(\|Y_l\|_{\Sigma}^2)$ is finite for any $l \geq 0$. Set $Z := (Y_N - Y_{N-1})/p_N$, with $Y_{-1} := 0$. If $\sum_{l=0}^{\infty} E(\|Y_l - Y_{l-1}\|_{\Sigma}^2)/p_l$ is finite then Z is square-integrable, $E(Z) = \mu_Y$, and*

$$E(\|Z\|_{\Sigma}^2) = \sum_{l=0}^{\infty} \frac{E(\|Y_l - Y_{l-1}\|_{\Sigma}^2)}{p_l}.$$

Corollary 3.1 follows immediately by applying Theorem 3.1 to the sequence $(\sqrt{\Sigma}Y_l, l \geq 0)$.

3.2 Unbiased estimator construction

This subsection as well as Section 3.3 assume that H is positive-definite. Thus $\lambda_{\min} > 0$ and there is a unique d -dimensional vector θ^* satisfying (1.1). For $k \geq 2$, we set $s(k) = \alpha k$, where $\alpha \in (0, 1/2]$ is a constant, ignoring integrality constraints. We build the unbiased estimator \hat{f}_k of θ^* along the following steps:

1. We first construct a random family $(f_{k,l}, l \geq 0)$ of square-integrable d -dimensional column vectors such that $E(f_{k,l}) \rightarrow \theta^*$ as l goes to infinity.
2. Using Corollary 3.1, we construct the unbiased estimator Z_k of $\theta^* - E(\bar{\theta}_k)$. Combining Z_k and $\bar{\theta}_k$ yields \hat{f}_k .

3.2.1 Construction of $(f_{k,l}, l \geq 0)$

Extend the random sequence $((x_t, y_t), t \geq 0)$ to all $t \in \mathbb{Z}$, so that $(x_t, y_t), t \in \mathbb{Z}$, are independent and identically distributed. For $m \in \mathbb{Z}$ and $t \geq m$, define $\theta_{m:t}$ by setting $\theta_{m:m} = \theta_0$ and

$$\theta_{m:t+1} = \theta_{m:t} - \gamma(x_t^T \theta_{m:t} - y_t)x_t, \quad (3.1)$$

$t \geq m$. Due to the analogy between (3.1) and (1.2), we have $\theta_{0:t} = \theta_t$ for $t \geq 0$ and, for fixed m , the sequence $(\theta_{m:t}, t \geq m)$ is a Markov chain that is a copy of $(\theta_t, t \geq 0)$. In other words, the sequence $(\theta_{m:t}, t \geq m)$ is a shifted version of $(\theta_t, t \geq 0)$, for any fixed $m \in \mathbb{Z}$. Consequently, we have $\theta_{m:t} \sim \theta_{t-m}$ for $m \in \mathbb{Z}$ and $t \geq m$, where ‘ \sim ’ denotes equality in distribution.

For $k \geq 2$ and $l \geq 0$, set

$$f_{k,l} := \theta_{-\tau(k,l):0}, \quad (3.2)$$

where $\tau(k, 0)$ is uniformly distributed on $\{s(k), \dots, k-1\}$ and $\tau(k, l)$ is uniformly distributed on $\{k(2^l - 1), \dots, k(2^{l+1} - 1) - 1\}$ for $l \geq 1$. We assume that the random variables $\tau(k, l), l \geq 0$, and $(x_t, y_t), t \in \mathbb{Z}$, are independent. Note that $\tau(k, l) < \tau(k, l+1)$ for $k \geq 2$ and $l \geq 0$.

In view of the definition of $f_{k,l}$, for $k \geq 2$ and $l \geq 0$, we have $f_{k,l} \sim \theta_{\tau(k,l)}$. Because $\tau(k, l)$ ranges over a finite set and θ_t is square-integrable for $t \geq 0$, a standard argument shows that $f_{k,l}$ is also square-integrable for $k \geq 2$ and $l \geq 0$. Moreover, $E(f_{k,l})$ is equal to the average of $E(\theta_t)$, as t ranges over the possible values of $\tau(k, l)$. By the definition of $\tau(k, 0)$, it follows that

$$E(f_{k,0}) = E(\bar{\theta}_k), \quad (3.3)$$

for $k \geq 2$. Moreover, for fixed $k \geq 2$, the inequality $\tau(k, l) \geq k(2^l - 1)$ for $l \geq 0$ and Lemma 2.1 show that $E(f_{k,l}) \rightarrow \theta^*$ as l goes to infinity. A similar argument shows that $E(f_{k,l}) \rightarrow \theta^*$ as k goes to infinity, for any fixed $l \geq 0$. Furthermore, because $\tau(k, l) \geq s(k)$ for $l \geq 0$, the last $s(k)$ copies of (x, y) used to simulate $f_{k,0}$ and $f_{k,1}$ are the same. Intuitively, this suggests that, under suitable mixing conditions, the vectors $f_{k,0}$ and $f_{k,1}$ are “close” to each other if $s(k)$ is large. In the same vein, for $l \geq 1$, the last $k(2^l - 1)$ copies of (x, y) used to simulate $f_{k,l}$ and $f_{k,l+1}$ are the same. Hence, for large values of l , the vector $f_{k,l+1}$ should be “close” to $f_{k,l}$, even if k is small. This intuitive argument is formalized by Lemma 3.1 below. Set

$$c := \frac{\sigma^2 d}{(2 - \gamma R^2)^2} + \frac{\|\theta_0 - \theta^*\|^2}{\gamma(2 - \gamma R^2)}.$$

Lemma 3.1. *For $k \geq 2$ and $l \geq 1$, we have $E(\|f_{k,1} - f_{k,0}\|_H^2) \leq 4c/s(k)$ and*

$$E(\|f_{k,l+1} - f_{k,l}\|_H^2) \leq \frac{6c}{k2^l}.$$

The bounds in Lemma 3.1 do not depend on the smallest eigenvalue λ_{\min} of H , and the second one decreases proportionally to $k2^l$. Lemma 3.2 provides an alternative bound that decreases exponentially with $k2^l$ but depends on λ_{\min} . Let

$$\xi := \gamma(2 - \gamma R^2)\lambda_{\min}.$$

Lemma 3.2. *We have $\xi \leq 1$ and, for $k \geq 2$ and $l \geq 0$,*

$$E(\|f_{k,l+1} - f_{k,l}\|_H^2) \leq 6c \exp(-\xi s(k)2^l).$$

3.2.2 Construction of Z_k and of \hat{f}_k

Fix $\delta > 1$ and set

$$p_l = \frac{1}{2^l(l+1)^\delta} - \frac{1}{2^{l+1}(l+2)^\delta},$$

for $l \geq 0$. Thus, $(p_l, l \geq 0)$ is a probability distribution and, for $l \geq 0$, we have

$$1 \leq 2^{l+1}(l+1)^\delta p_l \leq 2. \quad (3.4)$$

For $k \geq 2$, let

$$Z_k := \frac{f_{k,N+1} - f_{k,N}}{p_N},$$

where $N \in \mathbb{N}$ is an integer-valued random variable independent of $((x_t, y_t), t \in \mathbb{Z})$ such that $\Pr(N = l) = p_l$ for $l \geq 0$. Lemma 3.3 provides bounds on $E(\|Z_k\|_H^2)$ and shows that Z_k is an unbiased estimator of the negated bias $\theta^* - E(\bar{\theta}_k)$ of $\bar{\theta}_k$.

Lemma 3.3. *For $k \geq 2$, the random vector Z_k is square-integrable, with $E(Z_k) = \theta^* - E(\bar{\theta}_k)$ and*

$$kE(\|Z_k\|_H^2) \leq \frac{11c}{\alpha} + 6c \left(4 \ln \left(\frac{4\delta + 8}{\alpha\xi} \right) \right)^{\delta+1}. \quad (3.5)$$

Furthermore, if

$$k \geq \frac{4\delta + 8}{\alpha\xi} \ln \left(\frac{4\delta + 8}{\alpha\xi} \right), \quad (3.6)$$

then

$$kE(\|Z_k\|_H^2) \leq \frac{24c}{k^{\delta+1}} \exp(-\alpha\xi k/2). \quad (3.7)$$

Note that the bound (3.7) is tighter than the bound (3.5) for large values of k . On the other hand, the lower bound on k required by (3.6) can be very large if λ_{\min} is small.

Fix $q \in (0, 1]$ and let Q be a Bernoulli random variable independent of $\bar{\theta}_k$ with $\Pr(Q = 1) = q$. Set $\hat{f}_k := \bar{\theta}_k + q^{-1}QZ'_k$, where Z'_k is a copy of Z_k independent of $(\bar{\theta}_k, Q)$. Throughout the rest of the paper, the running time is measured by the number of simulated copies of x . Let T_k (resp. \hat{T}_k) be the expected time required to sample Z_k (resp. \hat{f}_k). Theorem 3.2 gives a bound on T_k and on \hat{T}_k and shows that \hat{f}_k is an unbiased estimator of θ^* . Moreover, it provides a bound on the expected excess risk $E(L(\hat{f}_k)) - L(\theta^*)$.

Theorem 3.2. *Assume that (x, y) is square-integrable, that $((x_t, y_t), t \in \mathbb{Z})$ is a sequence of independent copies of (x, y) , and that Assumption 1 holds. Assume further that $0 < \gamma < 2/R^2$ and $0 < \alpha \leq 1/2$, that $q \in (0, 1]$, and that H is positive-definite. Then, for $k \geq 2$, we have $T_k \leq 4\delta k/(\delta - 1)$ and $\hat{T}_k \leq k + qT_k$. Furthermore, we have $E(\hat{f}_k) = \theta^*$ and*

$$E(L(\hat{f}_k)) - L(\theta^*) \leq \frac{1}{2qk} \left(\frac{27c}{\alpha} + 6c \left(4 \ln \left(\frac{4\delta + 8}{\alpha\xi} \right) \right)^{\delta+1} \right). \quad (3.8)$$

For fixed values of α and q satisfying the conditions of Theorem 3.2, and for $0 < \gamma \leq 1/R^2$, the bound on the expected excess risk of \hat{f}_k provided by (3.8) is equal to the bound on the expected excess risk of $\bar{\theta}_k$ given by (2.15), up to a poly-logarithmic factor.

3.3 Unbiased estimator with average start

This subsection describes an average start version of Z_k and of \hat{f}_k obtained by replacing $\theta_{-\tau(k,l):0}$ in (3.2) with the average of θ_{-t} , where t ranges over the possible values of $\tau(k, l)$. More precisely, for $k \geq 2$, set

$$f_{\text{avg},k,0} := \frac{1}{k - s(k)} \sum_{t=s(k)}^{k-1} \theta_{-t,0}, \quad (3.9)$$

and, for $l \geq 1$, set

$$f_{\text{avg},k,l} := \frac{1}{k2^l} \sum_{t=k(2^l-1)}^{k(2^{l+1}-1)-1} \theta_{-t:0}. \quad (3.10)$$

For $k \geq 2$, set

$$Z_{\text{avg},k} := \frac{f_{\text{avg},k,N+1} - f_{\text{avg},k,N}}{\rho_N},$$

where N is defined as in Section 3.2.2. Set $\hat{f}_{\text{avg},k} := \bar{\theta}_k + q^{-1}QZ'_{\text{avg},k}$, where q and Q are defined as in Section 3.2.2 and $Z'_{\text{avg},k}$ is a copy of $Z_{\text{avg},k}$ independent of $(\bar{\theta}_k, Q)$.

For $k \geq 2$ and $l \geq 0$ and any $j \geq k(2^{l+1} - 1)$, we show that

$$f_{\text{avg},k,l} = E(f_{k,l}|(x_t, y_t), -j \leq t \leq 0). \quad (3.11)$$

To prove (3.11), consider first the case where $l = 0$. We have

$$\begin{aligned} E(f_{k,0}|(x_t, y_t), -j \leq t \leq 0) &= E(\theta_{-\tau(k,0):0}|(x_t, y_t), -j \leq t \leq 0) \\ &= E\left(\frac{1}{k - s(k)} \sum_{i=s(k)}^{k-1} \theta_{-i:0}|(x_t, y_t), -j \leq t \leq 0\right) \\ &= E(f_{\text{avg},k,0}|(x_t, y_t), -j \leq t \leq 0) \\ &= f_{\text{avg},k,0}. \end{aligned}$$

The first and third equations follow from the definitions of $f_{k,0}$ and $f_{\text{avg},k,0}$. The second equation follows from the independence of $\tau(k, 0)$ and (x_t, y_t) , $t \in \mathbb{Z}$. The last equation holds because, by (3.1) and (3.10), $f_{\text{avg},k,l}$ is a deterministic function of (x_t, y_t) , $-j \leq t \leq 0$. Thus (3.11) holds if $l = 0$, and the case where $l \geq 1$ can be handled in a similar way.

Taking expectations in (3.11) and using the tower law implies that $E(f_{\text{avg},k,l}) = E(f_{k,l})$ for $k \geq 2$ and $l \geq 0$. Moreover, it follows from (3.11) that, for $k \geq 2$ and $l \geq 0$, we have

$$f_{\text{avg},k,l+1} - f_{\text{avg},k,l} = E(f_{k,l+1} - f_{k,l}|(x_t, y_t), -k2^{l+2} \leq t \leq 0).$$

Since $E(\|E(U|F)\|_H^2) \leq E(\|U\|_H^2)$ for any square-integrable d -dimensional column vector U and any random variable F , it follows that, for $k \geq 2$ and $l \geq 0$,

$$E(\|f_{\text{avg},k,l+1} - f_{\text{avg},k,l}\|_H^2) \leq E(\|f_{k,l+1} - f_{k,l}\|_H^2).$$

Hence Lemmas 3.1 and Lemma 3.2 remain valid if the $f_{k,l}$'s are replaced with $f_{\text{avg},k,l}$. The proof of Lemma (3.3) also shows that it still holds if Z_k is replaced with $Z_{\text{avg},k}$.

Note that $f_{\text{avg},k,0}$ can be simulated via (3.9) and (3.1) by sampling (x_t, y_t) , where t ranges from $1-k$ to -1 , that is, by simulating $k-1$ copies of (x, y) . However, as the number of vector operations needed to calculate $\theta_{-t:0}$ is of order t , the total number of vector operations required to calculate $f_{k,0}$ via (3.9) and (3.1) is of order k^2 . Similarly, for $l \geq 1$, $f_{\text{avg},k,l}$ can be calculated via (3.10) and (3.1) by sampling $O(k2^l)$ copies of (x, y) with a total number of $O(k^22^{2l})$ vector operations. Proposition 3.1 shows that, for $l \geq 0$, $f_{\text{avg},k,l}$ can be simulated more efficiently by sampling $O(k2^l)$ copies of (x, y) with a total number of $O(k2^l)$ vector operations. More generally, given $m \leq m' \leq 0$, Proposition 3.1 shows how to simulate $(m' + 1 - m)^{-1} \sum_{h=m}^{m'} \theta_{h:0}$ with $O(|m|)$ vector operations and sampling (x_t, y_t) , $m \leq t \leq -1$, i.e., by simulating $|m|$ copies of (x, y) . The proof of Proposition 3.1 relies on the affine dependence of $\theta_{m:t+1}$ on $\theta_{m:t}$ in (3.1).

Proposition 3.1. *Given $m \leq m' \leq 0$, define recursively the sequence $(\eta_t, m \leq t \leq 0)$ by setting $\eta_m = \theta_0$ and*

$$\eta_{t+1} = \begin{cases} \frac{1}{t+2-m} \left((t+1-m)(\eta_t - \gamma(x_t^T \eta_t - y_t)x_t) + \theta_0 \right) & \text{if } m \leq t \leq m' - 1 \\ \eta_t - \gamma(x_t^T \eta_t - y_t)x_t & \text{if } m' \leq t \leq -1. \end{cases} \quad (3.12)$$

Then $\eta_0 = (m' + 1 - m)^{-1} \sum_{h=m}^{m'} \theta_{h:0}$.

Let $T_{\text{avg},k}$ (resp. $\hat{T}_{\text{avg},k}$) be the expected time required to simulate $Z_{\text{avg},k}$ (resp. $\hat{f}_{\text{avg},k}$) by applying Proposition 3.1. Theorem 3.3 gives a bound on $T_{\text{avg},k}$ and on $\hat{T}_{\text{avg},k}$ and provides a bound on the expected excess risk of $\hat{f}_{\text{avg},k}$. These bounds are the same as their counterparts in Theorem 3.2. The proof of Theorem 3.3 is analogous to that of Theorem 3.2 and is omitted.

Theorem 3.3. *Assume that the conditions of Theorem 3.2 hold. Then, for $k \geq 2$, we have $T_{\text{avg},k} \leq 4\delta k / (\delta - 1)$ and $\hat{T}_{\text{avg},k} \leq k + qT_{\text{avg},k}$. Moreover, we have $E(\hat{f}_{\text{avg},k}) = \theta^*$ and*

$$E(L(\hat{f}_{\text{avg},k})) - L(\theta^*) \leq \frac{1}{2qk} \left(\frac{27c}{\alpha} + 6c \left(4 \ln \left(\frac{4\delta + 8}{\alpha\xi} \right) \right)^{\delta+1} \right).$$

4 Squared Bias and Variance Estimation

Lemma 2.1 provides analytical upper bounds on the squared bias, variance and expected excess risk of $\bar{\theta}_k$, while Theorem 3.2 (resp. Theorem 3.3) gives an analytical upper bound on the expected excess risk of \hat{f}_k (resp. $\hat{f}_{\text{avg},k}$). This section constructs unbiased estimators of these metrics. Section 4.1 gives both biased and unbiased estimators of the squared bias of $\bar{\theta}_k$, while Section 4.2 provides unbiased estimators of $\text{Var}_H(\bar{\theta}_k)$ and $\text{Var}_H(\hat{f}_k)$. Together with the results in Section 2.1, this yields unbiased estimators of the expected excess risk of M independent copies of $\bar{\theta}_k$, \hat{f}_k and $\hat{f}_{\text{avg},k}$, for any integer $M > 1$. All results in this section relating to Z_k (resp. \hat{f}_k) also apply to $Z_{\text{avg},k}$ (resp. $\hat{f}_{\text{avg},k}$) without any changes.

4.1 Estimating the Squared Bias

Proposition 4.1 shows how to estimate $E(\|U\|_H^2)$, where U is a square-integrable d -dimensional column vector, without needing to know H .

Proposition 4.1. *For any square-integrable d -dimensional column vector U independent of x , we have $E((U^T x)^2) = E(\|U\|_H^2)$.*

Proof. We have

$$\begin{aligned} E((U^T x)^2) &= E(U^T x x^T U) \\ &= E(U^T E(x x^T) U) \\ &= E(U^T H U) \\ &= E(\|U\|_H^2), \end{aligned}$$

where the second equation follows from the independence of U and x , and the third one from the definition of H . \square

Proposition 4.2 gives an estimator of the squared bias of $\bar{\theta}_k$ without using either H or θ^* .

Proposition 4.2. *Assume that the conditions of Theorem 3.2 hold. Fix $k \geq 2$, $n \geq 1$ and $n' \geq 1$. Let $Z_k^{(i)}$, $1 \leq i \leq n$, be n copies of Z_k , and let $x^{(i)}$, $1 \leq i \leq n'$, be n' copies of x such that $Z_k^{(1)}, \dots, Z_k^{(n)}, x^{(1)}, \dots, x^{(n')}$ are independent. Set $\bar{Z}_{k,n} = n^{-1} \sum_{i=1}^n Z_k^{(i)}$. Then*

$$E \left(\frac{1}{n'} \sum_{j=1}^{n'} (\bar{Z}_{k,n}^T x^{(j)})^2 \right) = \|E(\bar{\theta}_k) - \theta^*\|_H^2 + \frac{\text{Var}_H(Z_k)}{n}. \quad (4.1)$$

Proof. For $j \geq 1$, since $\bar{Z}_{k,n}$ and $x^{(j)}$ are independent, it follows from Proposition 4.1 that

$$E(\bar{Z}_{k,n}^T x^{(j)})^2 = E(\|\bar{Z}_{k,n}\|_H^2).$$

On the other hand,

$$\begin{aligned} E(\|\bar{Z}_{k,n}\|_H^2) &= \|E(\bar{Z}_{k,n})\|_H^2 + \text{Var}_H(\bar{Z}_{k,n}) \\ &= \|E(Z_k)\|_H^2 + \frac{\text{Var}_H(Z_k)}{n} \\ &= \|E(\bar{\theta}_k) - \theta^*\|_H^2 + \frac{\text{Var}_H(Z_k)}{n}, \end{aligned}$$

where the first equation follows from the definition of Var_H , the second one by noting that $\bar{Z}_{k,n}$ is the average of n independent copies of Z_k , and the last one from Lemma 3.3. Combining the two above equations and summing over j implies (4.1). \square

Note that the right-hand side of (4.1) converges to the squared bias of $\bar{\theta}_k$ as n goes to infinity. On the other hand, by the law of large numbers, $\bar{Z}_{k,n}$ converges almost surely to $E(Z_k)$ as n goes to infinity. Thus the summands $(\bar{Z}_{k,n}^T x^{(j)})^2$, $1 \leq j \leq n'$, are “almost” independent when n is large. Using the law of large numbers once again, the average $n'^{-1} \sum_{j=1}^{n'} (\bar{Z}_{k,n}^T x^{(j)})^2$ should be “close” to its expectation given by the right-hand side of (4.1), when n and n' are large. This intuitive argument suggests that $n'^{-1} \sum_{j=1}^{n'} (\bar{Z}_{k,n}^T x^{(j)})^2$ is an accurate estimator of the squared bias of $\bar{\theta}_k$ if n and n' are large.

As the expected time to simulate $\bar{Z}_{k,n}$ is of order kn , we recommend to choose n' to be of order kn in practical implementations, so that the total expected time to sample the above estimator is of order kn as well. It follows from (4.1) that this estimator is in general biased, however.

Proposition 4.3 provides an unbiased estimator of the squared bias of $\bar{\theta}_k$ by sampling Z_k twice and sampling copies of x , without requiring knowledge of H or of θ^* .

Proposition 4.3. *Assume that the conditions of Theorem 3.2 hold. Let $k \geq 2$ and let \tilde{Z}_k be a copy of Z_k and let $x^{(1)}, \dots, x^{(n')}$ be n' copies of x such that $Z_k, \tilde{Z}_k, x^{(1)}, \dots, x^{(n')}$ are independent, where n' is a positive integer. Then*

$$E \left(\frac{1}{n'} \sum_{j=1}^{n'} (Z_k^T x^{(j)}) (\tilde{Z}_k^T x^{(j)}) \right) = \|E(\bar{\theta}_k) - \theta^*\|_H^2. \quad (4.2)$$

Proof. For $1 \leq j \leq n'$, we have

$$\begin{aligned} E \left((Z_k^T x^{(j)}) (\tilde{Z}_k^T x^{(j)}) \right) &= E \left(Z_k^T x^{(j)} x^{(j)T} \tilde{Z}_k \right) \\ &= E(Z_k)^T E \left(x^{(j)} x^{(j)T} \right) E(\tilde{Z}_k) \\ &= (\theta^* - E(\bar{\theta}_k))^T H (\theta^* - E(\bar{\theta}_k)) \\ &= \|E(\bar{\theta}_k) - \theta^*\|_H^2, \end{aligned}$$

where the second equation follows from the independence of Z_k, \tilde{Z}_k and $x^{(j)}$, and the third one from Lemma 3.3 and the definition of H . Summing over j achieves the proof. \square

It follows from (4.2) that $n'^{-1} \sum_{j=1}^{n'} (Z_k^T x^{(j)}) (\tilde{Z}_k^T x^{(j)})$ is an unbiased estimator of $\|E(\bar{\theta}_k) - \theta^*\|_H^2$ for any integer $n' \geq 1$. As the expected running time of Z_k is of order k , we suggest to choose a value of n' of order k in practical implementations, so that the expected time to sample this estimator is of order k as well. We can then estimate $\|E(\bar{\theta}_k) - \theta^*\|_H^2$ by taking the average of several independent copies of the resulting estimator.

4.2 Estimating the Variance

Proposition 4.4 constructs two unbiased estimators of $\text{Var}_H(\psi)$, where ψ is a square-integrable d -dimensional column vector. The first one uses H and simulates only copies of ψ . The second one does not require knowledge of H and simulates copies of x and of ψ .

Proposition 4.4. *Let ψ be a square-integrable d -dimensional column vector. Fix integers $n \geq 2$ and $n', K \geq 1$. Let $(\psi^{(i)}, 1 \leq i \leq n)$ be copies of ψ and $(x^{(i,j)}, 1 \leq i \leq n, 1 \leq j \leq K)$ and $(x^{(j)}, 1 \leq j \leq n')$ be copies of x . Assume that these random variables are mutually independent. Set $\bar{\psi} = \bar{\psi}_n$, where $\bar{\psi}_n$ is given by (2.4), with M being replaced by n . Then*

$$E \left(\sum_{i=1}^n \|\psi^{(i)}\|_H^2 - n\|\bar{\psi}\|_H^2 \right) = (n-1)\text{Var}_H(\psi), \quad (4.3)$$

and

$$E \left(\frac{1}{K} \sum_{i=1}^n \sum_{j=1}^K \left(\psi^{(i)T} x^{(i,j)} \right)^2 - \frac{n}{n'} \sum_{j=1}^{n'} \left(\bar{\psi}^T x^{(j)} \right)^2 \right) = (n-1)\text{Var}_H(\psi). \quad (4.4)$$

Proof. Since the $\psi^{(i)}$'s are copies of ψ , we have

$$E \left(\sum_{i=1}^n \|\psi^{(i)}\|_H^2 - n\|\bar{\psi}\|_H^2 \right) = nE(\|\psi\|_H^2) - nE(\|\bar{\psi}\|_H^2).$$

Noting that $E(\|\psi\|_H^2) = \|E(\psi)\|_H^2 + \text{Var}_H(\psi)$ and

$$\begin{aligned} E(\|\bar{\psi}\|_H^2) &= \|E(\bar{\psi})\|_H^2 + \text{Var}_H(\bar{\psi}) \\ &= \|E(\psi)\|_H^2 + \frac{\text{Var}_H(\psi)}{n}, \end{aligned}$$

this implies (4.3). On the other hand, Proposition 4.1 shows that, for $1 \leq i \leq n$ and $1 \leq j \leq K$,

$$E(\|\psi^{(i)}\|_H^2) = E \left(\left(\psi^{(i)T} x^{(i,j)} \right)^2 \right),$$

and, for $1 \leq j \leq n'$,

$$E(\|\bar{\psi}\|_H^2) = E \left(\left(\bar{\psi}^T x^{(j)} \right)^2 \right).$$

Summing over i and j and using (4.3) implies (4.4). \square

For general square-integrable ψ , the left-hand sides of (4.3) and of (4.4) provide unbiased estimators of $\text{Var}_H(\psi)$. For the estimator resulting from (4.4) and a given $n \geq 2$, by analogy to Propositions 4.2 and 4.3, we suggest to select a value of K of the same order of magnitude as the expected time to simulate $\psi^{(1)}$, and a value of n' of the same order of magnitude as the total expected time to sample $\psi^{(1)}, \dots, \psi^{(n)}$. When $\psi = \bar{\theta}_k$ (resp. $\psi = \hat{f}_k$), the left-hand sides of (4.3) and of (4.4) provide unbiased estimators of $\text{Var}_H(\bar{\theta}_k)$ (resp. $\text{Var}_H(\hat{f}_k)$), for any integers $n \geq 2$ and $n', K \geq 1$.

In summary, Proposition 4.3 provides an unbiased estimator of $\|E(\bar{\theta}_k) - \theta^*\|_H^2$, while Proposition 4.4 provides an unbiased estimator of $\text{Var}_H(\bar{\theta}_k)$ and of $\text{Var}_H(\hat{f}_k)$. Combining these estimators and using (2.3) yields an unbiased estimator of $E(L(\bar{\theta}_k)) - L(\theta^*)$ and of $E(L(\hat{f}_k)) - L(\theta^*)$. More generally, combining these estimators and using (2.5) yields an unbiased estimator of $E(L(\bar{\psi}_M)) - L(\theta^*)$, for $\psi = \bar{\theta}_k$ or $\psi = \hat{f}_k$, and any positive integer M . We can also use Proposition 4.2 instead of Proposition 4.3 to estimate $\|E(\bar{\theta}_k) - \theta^*\|_H^2$, but the resulting estimator is biased.

4.3 Computational Cost Analysis

An immediate consequence of (2.6) and of Theorem 3.2 is the following.

Proposition 4.5. *Consider integers $k \geq 2$ and $M \geq 2$. Set $\bar{f}_{k,M} = M^{-1}(\sum_{i=1}^M \hat{f}_k^{(i)})$, where $\hat{f}_k^{(1)}, \dots, \hat{f}_k^{(M)}$ are M independent copies of \hat{f}_k . Under the assumptions of Theorem 3.2, we have*

$$kM(E(L(\bar{f}_{k,M})) - L(\theta^*)) \leq \frac{1}{2q} \left(\frac{27c}{\alpha} + 6c \left(4 \ln \left(\frac{4\delta + 8}{\alpha\xi} \right) \right)^{\delta+1} \right). \quad (4.5)$$

Fix $\alpha \in (0, 1/2]$ and $q \in (0, 1]$. Observe that (4.5) implies an upper-bound on $E(L(\bar{f}_{k,M})) - L(\theta^*)$ that depends on k and M only through the product kM which, by Theorem 3.2, is proportional to the expected time required to calculate $\bar{f}_{k,M}$. However, if $kM = k'M'$ with $k \geq k'$, we intuitively expect $E(L(\bar{f}_{k,M})) - L(\theta^*)$ to be smaller than $E(L(\bar{f}_{k',M'})) - L(\theta^*)$. This is because $E(L(\bar{\theta}_k)) - L(\theta^*)$ ought to be smaller than $E(L(\bar{\theta}_{k'})) - L(\theta^*)$, making it easier to correct the bias of $\bar{\theta}_k$ than that of $\bar{\theta}_{k'}$. On the other hand, the calculation of $\bar{f}_{k',M'}$ is easier to parallelize than that of $\bar{f}_{k,M}$ because it can be conducted on $M' \geq M$ independent processors. Selecting an appropriate value for M depends on the target accuracy and on the number of processors used, and is a question beyond the scope of this paper.

Assume now for simplicity that $\delta = 2$ and that α and q are fixed with $\alpha, q \geq 1/10$, and that $\gamma = 1/R^2$. Let $\epsilon > 0$. By (2.16) and the definition of c , the integer k needed to guarantee that $E(L(\bar{\theta}_k)) - L(\theta^*) \leq \epsilon$ is $k = k_\epsilon = O(c/\epsilon)$, where the constant behind the O notation is an absolute constant. On the other hand, Theorem 3.2 shows that the expected time to simulate $\bar{f}_{k,M}$ is at most $10kM$. By (4.5), it follows after some calculations that the expected time T_ϵ needed to guarantee that $E(L(\bar{f}_{k,M})) - L(\theta^*) \leq \epsilon$ is $T_\epsilon = O((\ln(2R^2/\lambda_{\min}))^3 c/\epsilon)$, where the constant behind the O notation is an absolute constant. Thus, T_ϵ is equal to k_ϵ , up to a poly-logarithmic factor. Note that the upper bound on T_ϵ does not depend on k .

5 Numerical Experiments

The numerical experiments were conducted on a laptop PC with an Intel 1 gigahertz processor and 8 gigabytes of RAM. The codes were written in the C++ programming language. Two synthetic distributions for (x, y) were used. Both distributions assume that x is a d -dimensional Gaussian vector, that $y = x^T \theta^* + V$, where V is a centered Gaussian random variable independent of x with variance σ^2 , and that all d components of θ^* are equal to $2/\sqrt{d}$. For both distributions, the i -th component of θ_0 is equal to $\cos(2\pi i/d)/\sqrt{d}$, $1 \leq i \leq d$. Thus the order of magnitude of $\|\theta_0\|$, of $\|\theta^*\|$ and of $\|\theta_0 - \theta^*\|$ is 1. The first distribution is taken from Dieuleveut, Flammarion and Bach (2017) and assumes that $d = 25$, with $H = \text{diag}(i^{-3})$, $1 \leq i \leq 25$, and that $\sigma^2 = 1$. The second distribution is taken from Jain, Kakade, Kidambi, Netrapalli and Sidford (2018b) and supposes that $H = \text{diag}(i^{-1})$, $1 \leq i \leq 50$, and that $\sigma^2 = 0.01$. Tables 1 and 2 and Fig. 1 and Fig. 2 are built from the first distribution, while Tables 3 and 4 and Fig. 3 and Fig. 4 are constructed from the second distribution. A standard calculation shows that, for the two distributions, Assumption 1 holds with $R^2 = \text{tr}(H) + 2\lambda_{\max}$. In all experiments, we set $\gamma = 1/R^2$, with $\alpha = 1/2$ and $\delta = 3/2$.

Table 1 calculates the squared bias $\|E(\bar{\theta}_k) - \theta^*\|_H^2$, for several values of k , with three different methods. The first one assumes that H and θ^* are known and calculates exactly the squared bias. It first computes $E(\bar{\theta}_k)$ by applying (B.5) in the appendix to all $t \in [s(k), k-1]$, then uses $E(\bar{\theta}_k)$, θ^* and H to calculate the squared bias. The remaining two methods do not require knowledge of either H or θ^* . The second method (RMLMCB) uses the estimator of Proposition 4.2, where Z_k was replaced by $Z_{\text{avg},k}$, with $n = 10^8/k$ and $n' = 10^8$. The third method (URMLMCB) takes the average of $n = 10^8/k$ independent copies of the estimator in Proposition 4.3, where each estimator is calculated with $n' = k$, with Z_k being replaced by

Table 1: Squared Bias of averaged SGD with $H = \text{diag}(i^{-3})$, $1 \leq i \leq 25$, $\sigma^2 = 1$, $s(k) = k/2$ and $n = 10^8/k$.

k	Method	n	Sq. Bias	Cost	Time
50	Exact	–	6.382×10^{-3}	–	–
50	RMLMCB	2×10^6	6.253×10^{-3}	6.28×10^8	5.44×10^2
50	URMLMCB	2×10^6	5.892×10^{-3}	1.13×10^9	9.56×10^2
200	Exact	–	3.729×10^{-3}	–	–
200	RMLMCB	5×10^5	3.657×10^{-3}	6.23×10^8	5.24×10^2
200	URMLMCB	5×10^5	3.765×10^{-3}	1.19×10^9	1.01×10^3
800	Exact	–	1.926×10^{-3}	–	–
800	RMLMCB	1.25×10^5	1.906×10^{-3}	6.29×10^8	5.28×10^2
800	URMLMCB	1.25×10^5	1.906×10^{-3}	1.16×10^9	9.78×10^2
3200	Exact	–	7.057×10^{-4}	–	–
3200	RMLMCB	3.125×10^4	7.123×10^{-4}	5.81×10^8	4.89×10^2
3200	URMLMCB	3.125×10^4	7.093×10^{-4}	1.15×10^9	1.01×10^3

$Z_{\text{avg},k}$ once again. In the last two methods, the choice of n and n' is motivated by practical considerations related to computing time. Indeed, by the discussions following Propositions 4.2 and 4.3, this choice ensures that the order of magnitude of the running time of the corresponding estimators is about 10^8 , for any k . The variable “Cost” refers to the total number of simulated copies of x , while the variable “Time” refers to the total running time in seconds.

For the two methods RMLMCB and URMLMCB and all values of k in Table 1, the estimated squared bias is within 10% from its exact value, and the variable “Cost” is of order 10^8 or 10^9 , which is consistent with our discussions above. Furthermore, the variable “Time” is roughly proportional to variable “Cost”. The running of the URMLMCB method is larger than that of RMLMCB because it simulates twice as many copies of Z_k .

Table 2 simulates $n = 10^8/k$ independent copies of $\bar{\theta}_k$ (AvSGD), of \hat{f}_k (USGD) and of $\hat{f}_{\text{avg},k}$ (AUSGD) for several values of k . For each of the estimators \hat{f}_k and $\hat{f}_{\text{avg},k}$, the probability q is chosen so that the expected running time is twice that of $\bar{\theta}_k$. Here again, the choice of n is prompted by practical considerations to guarantee that the running time of the different estimators is of order 10^8 for all values of k . The variable “Sq. Dist.” in Table 2 computes the squared distance from θ^* , in the $\|\cdot\|_H$ norm, of the average of the n copies. In other words, it calculates $\|\bar{\psi} - \theta^*\|_H^2$, where ψ is equal to $\bar{\theta}_k$, \hat{f}_k , or $\hat{f}_{\text{avg},k}$, and $\bar{\psi}$ is the average of n independent copies $\psi^{(1)}, \dots, \psi^{(n)}$ of ψ . Based on (4.3), the variable “Variance” estimates $\text{Var}_H(\psi)$ via the formula $(n-1)^{-1}(\sum_{i=1}^n \|\psi^{(i)}\|_H^2 - n\|\bar{\psi}\|_H^2)$, where ψ is one of the three aforementioned estimators of θ^* . The variable “Est. Variance” estimates $\text{Var}_H(\psi)$ via (4.4), with $K = k$ and $n' = nk$. The variable “Cost” (resp. “Time”) represents the total number of simulated copies of x (resp. running time in seconds) needed to sample $\psi^{(1)}, \dots, \psi^{(n)}$. The variable “Cost of Est.” (resp. “Time of Est.”) refers to the total number of simulated copies of x (resp. running time in seconds) needed to estimate $\text{Var}_H(\psi)$ via (4.4).

The law of large numbers suggests that $\bar{\psi}$ is “close” to $E(\psi)$, which implies that $\|\bar{\psi} - \theta^*\|_H^2$ is close to the squared bias $\|E(\psi) - \theta^*\|_H^2$. When $\psi = \bar{\theta}_k$, the values of $\|\bar{\psi} - \theta^*\|_H^2$ in Table 2 are indeed within 0.5% of the exact values of the squared bias $\|E(\bar{\theta}_k) - \theta^*\|_H^2$ in Table 1. When ψ is equal to \hat{f}_k or $\hat{f}_{\text{avg},k}$, the values of $\|\bar{\psi} - \theta^*\|_H^2$ in Table 2 are of order 10^{-5} or less, which is consistent with the equalities $E(\hat{f}_k) = E(\hat{f}_{\text{avg},k}) = \theta^*$. For each of the three estimators of θ^* , the variance computed via (4.4) is within 20% of the variance estimated via (4.3). The variance of the three estimators decreases as k increases, which is consistent with Lemma 2.1 and Theorems 3.2 and 3.3. The variances of \hat{f}_k and of $\hat{f}_{\text{avg},k}$ are much larger than that of $\bar{\theta}_k$, especially for small values of k . This can be explained intuitively by observing that the variances of \hat{f}_k and of $\hat{f}_{\text{avg},k}$ are partly due to the bias of $\bar{\theta}_k$, that is large when k is small. For each value of k , the variable

Table 2: Squared Bias and Variance with $H = \text{diag}(i^{-3})$, $1 \leq i \leq 25$, $\sigma^2 = 1$, $s(k) = k/2$ and $n = 10^8/k$.

k	Method	n	Sq. Dist.	Variance	Cost	Est. Variance	Cost of Est.	Time	Time of Est.
50	AvSGD	2×10^6	6.381×10^{-3}	0.082	9.80×10^7	0.082	2.98×10^8	84	247
50	USGD	2×10^6	3.003×10^{-6}	17	1.90×10^8	19	3.90×10^8	158	331
50	AUSGD	2×10^6	1.166×10^{-5}	19	1.91×10^8	17	3.89×10^8	166	319
200	AvSGD	5×10^5	3.726×10^{-3}	0.035	9.95×10^7	0.035	3.00×10^8	87	243
200	USGD	5×10^5	7.152×10^{-6}	2.5	1.90×10^8	2.3	3.91×10^8	162	319
200	AUSGD	5×10^5	7.126×10^{-6}	2.8	2.00×10^8	2.3	3.90×10^8	171	321
800	AvSGD	1.25×10^5	1.920×10^{-3}	0.014	9.99×10^7	0.014	3.00×10^8	86	244
800	USGD	1.25×10^5	1.715×10^{-6}	0.4	2.03×10^8	0.37	3.85×10^8	169	316
800	AUSGD	1.25×10^5	2.661×10^{-6}	0.38	1.88×10^8	0.38	3.92×10^8	159	322
3200	AvSGD	3.125×10^4	7.041×10^{-4}	0.0058	1.00×10^8	0.0059	3.00×10^8	86	244
3200	USGD	3.125×10^4	2.150×10^{-6}	0.05	1.87×10^8	0.055	4.34×10^8	156	364
3200	AUSGD	3.125×10^4	1.499×10^{-6}	0.054	1.93×10^8	0.047	3.85×10^8	164	321

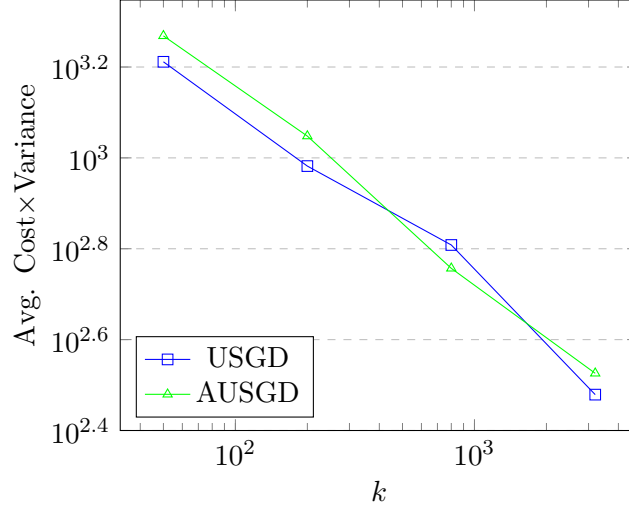


Figure 1: Product of Average Running Time and of Variance with $H = \text{diag}(i^{-3})$, $1 \leq i \leq 25$, $\sigma^2 = 1$, $s(k) = k/2$ and $n = 10^8/k$.

“Cost” is about twice for the estimators \hat{f}_k and $\hat{f}_{\text{avg},k}$ than for $\bar{\theta}_k$, which is consistent with our choice of q . The variances of \hat{f}_k and of $\hat{f}_{\text{avg},k}$ are similar for all values of k . To explain this, we note that, because $\hat{f}_{\text{avg},k}$ is an averaged version of \hat{f}_k , it should have a smaller variance if both estimators use the same value of q . On the other hand, the expected running time of $Z_{\text{avg},k}$ is larger than that of Z_k . The corresponding value of q is therefore smaller for $Z_{\text{avg},k}$, which causes the variance of $\hat{f}_{\text{avg},k}$ to increase. The two effects tend to cancel each other. Finally, the variable “Time” (resp. “Time of Est.”) is roughly proportional to variable “Cost” (resp. “Cost of Est.”).

Fig. 1 plots the product of the variance and average running time of \hat{f}_k (resp. $\hat{f}_{\text{avg},k}$), for several values of k , calculated through the formula $\text{Cost} \times \text{Variance}/n$, where the variables “Cost” and “Variance” are extracted from Table 2. By the discussion at the end of Section 2.1, this product measures the efficiency of the corresponding estimator. Fig. 1 shows that this product decreases as k increases, which implies that the efficiency of \hat{f}_k (resp. $\hat{f}_{\text{avg},k}$) increases as k increases. This is in line with the discussion following Proposition 4.5.

Fig. 2 plots the expected excess risk of $\bar{\psi}_M$, calculated via (2.5), where ψ is equal to $\bar{\theta}_k$, \hat{f}_k , or $\hat{f}_{\text{avg},k}$, for several values of k and M . The exact value of the squared bias of $\bar{\theta}_k$ was extracted from Table 1, while the squared bias of \hat{f}_k and of $\hat{f}_{\text{avg},k}$ was set to 0. The variance of the three estimators was extracted from the variable “Variance” in Table 2. Fig. 2 shows that the expected excess risk of $\bar{\psi}_M$ is essentially the same when ψ equals \hat{f}_k or $\hat{f}_{\text{avg},k}$. For $M = 1$ or $M = 100$, the smallest expected excess risk of $\bar{\psi}_M$ occurs when $\psi = \bar{\theta}_k$, in general, while the

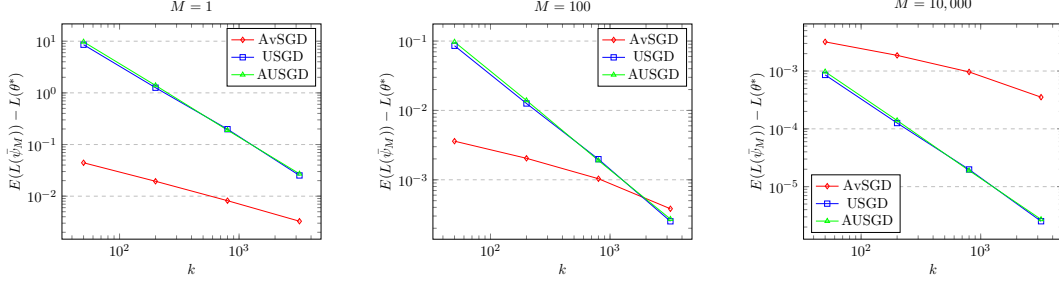


Figure 2: Expected Excess Risk with $H = \text{diag}(i^{-3})$, $1 \leq i \leq 25$, $\sigma^2 = 1$, $s(k) = k/2$ and $n = 10^8/k$.

Table 3: Squared Bias of averaged SGD with $H = \text{diag}(i^{-1})$, $1 \leq i \leq 50$, $\sigma^2 = 0.01$, $s(k) = k/2$ and $n = 10^8/k$.

k	Method	n	Sq. Bias	Cost	Time
50	Exact	–	1.117×10^{-1}	–	–
50	RMLMCB	2×10^6	1.114×10^{-1}	6.18×10^8	1.06×10^3
50	URMLMCB	2×10^6	1.116×10^{-1}	1.14×10^9	1.94×10^3
200	Exact	–	2.594×10^{-2}	–	–
200	RMLMCB	5×10^5	2.593×10^{-2}	6.28×10^8	1.04×10^3
200	URMLMCB	5×10^5	2.593×10^{-2}	1.26×10^9	2.08×10^3
800	Exact	–	4.001×10^{-4}	–	–
800	RMLMCB	1.25×10^5	4.002×10^{-4}	6.22×10^8	1.03×10^3
800	URMLMCB	1.25×10^5	4.000×10^{-4}	1.14×10^9	1.89×10^3
3200	Exact	–	5.096×10^{-9}	–	–
3200	RMLMCB	3.125×10^4	5.168×10^{-9}	6.08×10^8	1.01×10^3
3200	URMLMCB	3.125×10^4	5.078×10^{-9}	1.16×10^9	1.94×10^3

opposite happens when $M = 10^4$. This is explained by noting that, when M is very large, the bias term is dominant in (2.5).

Table 3 is constructed in the same way as Table 1. For the two methods RMLMCB and URMLMCB and all values of k in Table 3, the estimated squared bias is within 2% from its exact value. Here again, the variable “Cost” is of order 10^8 or 10^9 , and the variable “Time” is roughly proportional to variable “Cost”.

Table 4 is built in the same manner as Table 2. When $\psi = \bar{\theta}_k$, the values of $\|\bar{\psi} - \theta^*\|_H^2$ in Table 4 differ by less than 0.2% from the exact values of the squared bias in Table 3 for all values of k expect when $k = 3200$, in which case both quantities are of order 10^{-8} or less. When ψ is equal to \hat{f}_k or $\hat{f}_{\text{avg},k}$, the values of $\|\bar{\psi} - \theta^*\|_H^2$ in Table 4 are of order 10^{-6} or less. For each of the three estimators of θ^* , the variance computed via (4.4) is within 5% of the variance estimated via (4.3). Once again, the variance of the three estimators decreases as k increases. For small values of k , the variances of \hat{f}_k and of $\hat{f}_{\text{avg},k}$ are much larger than that of $\bar{\theta}_k$, but the three variances have a similar order of magnitude for large values of k . This can be explained intuitively by the fast decay of the bias of $\bar{\theta}_k$, which is a source of the variance of \hat{f}_k and of $\hat{f}_{\text{avg},k}$. Here again, for each of the estimators \hat{f}_k and $\hat{f}_{\text{avg},k}$, the variable “Cost” is about twice that of $\bar{\theta}_k$, the variances of \hat{f}_k and of $\hat{f}_{\text{avg},k}$ are similar for all values of k , and the variable “Time” (resp. “Time of Est.”) is roughly proportional to variable “Cost” (resp. “Cost of Est.”).

Fig. 3 is built in the same way as Fig. 1. Here again, the efficiency of \hat{f}_k (resp. $\hat{f}_{\text{avg},k}$) increases as k increases.

Fig. 4 is constructed in the same manner as Fig. 2. One again, the expected excess risk of $\bar{\psi}_M$ is essentially the same when ψ equals \hat{f}_k or $\hat{f}_{\text{avg},k}$. Moreover, for $M = 1$ or $M = 100$, the

Table 4: Squared Bias and Variance with $H = \text{diag}(i^{-1})$, $1 \leq i \leq 50$, $\sigma^2 = 0.01$, $s(k) = k/2$ and $n = 10^8/k$.

k	Method	n	Sq. Dist.	Variance	Cost	Est. Variance	Cost of Est.	Time	Time of Est.
50	AvSGD	2×10^6	1.116×10^{-1}	0.036	9.80×10^7	0.036	2.98×10^8	166	514
50	USGD	2×10^6	1.478×10^{-6}	3.9	1.90×10^8	3.9	3.91×10^8	320	626
50	AUSGD	2×10^6	3.139×10^{-6}	4.1	1.89×10^8	4.1	3.99×10^8	316	646
200	AvSGD	5×10^5	2.594×10^{-2}	0.015	9.95×10^7	0.015	3.00×10^8	168	478
200	USGD	5×10^5	1.067×10^{-6}	0.37	1.90×10^8	0.37	3.88×10^8	309	621
200	AUSGD	5×10^5	9.334×10^{-7}	0.37	1.93×10^8	0.37	3.95×10^8	322	638
800	AvSGD	1.25×10^5	3.996×10^{-4}	0.0017	9.99×10^7	0.0017	3.00×10^8	169	480
800	USGD	1.25×10^5	6.047×10^{-8}	0.0085	1.87×10^8	0.0085	3.88×10^8	306	621
800	AUSGD	1.25×10^5	1.121×10^{-7}	0.0082	1.91×10^8	0.0082	3.91×10^8	343	632
3200	AvSGD	3.125×10^4	2.005×10^{-8}	0.00045	1.00×10^8	0.00043	3.00×10^8	169	480
3200	USGD	3.125×10^4	1.569×10^{-8}	0.00045	1.92×10^8	0.00043	3.90×10^8	318	688
3200	AUSGD	3.125×10^4	1.363×10^{-8}	0.00045	1.85×10^8	0.00047	3.88×10^8	316	629

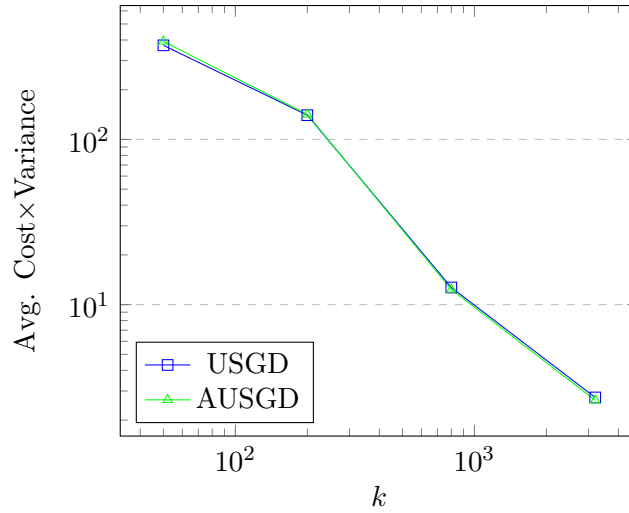


Figure 3: Product of Average Running Time and of Variance with $H = \text{diag}(i^{-1})$, $1 \leq i \leq 50$, $\sigma^2 = 0.01$, $s(k) = k/2$ and $n = 10^8/k$.

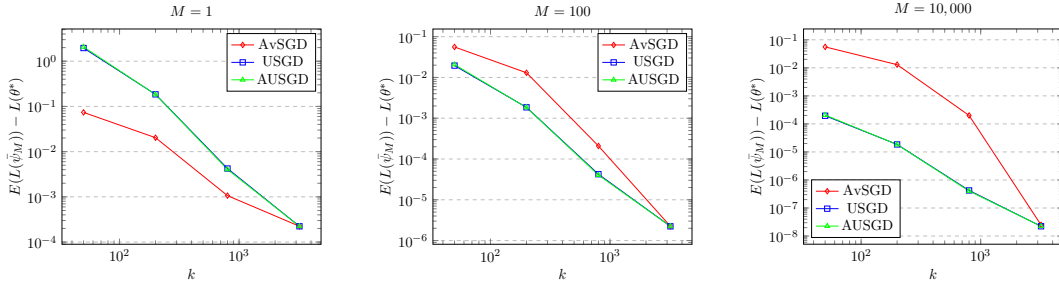


Figure 4: Expected Excess Risk with $H = \text{diag}(i^{-1})$, $1 \leq i \leq 50$, $\sigma^2 = 0.01$, $s(k) = k/2$ and $n = 10^8/k$.

expected excess risk of $\bar{\psi}_M$ is in general the smallest when $\psi = \bar{\theta}_k$, and the opposite happens when $M = 10^4$.

5.1 Discussion

Figs. 2 and 4 suggest that, for moderate values of M , it is more efficient to sample M independent copies of $\bar{\theta}_k$ than of \hat{f}_k or of $\hat{f}_{\text{avg},k}$. But the contrary is true for very large values of M if the squared bias of \hat{f}_k is non-negligible. Given $k \geq 2$ and $\epsilon > 0$, we can use (2.5) together with estimations of the squared bias of $\bar{\theta}_k$ and of the variance of $\bar{\theta}_k$ and of \hat{f}_k to determine an integer M with

$$E(L(\bar{\psi}_M)) - L(\theta^*) \leq \epsilon^2, \quad (5.1)$$

where ψ is either $\bar{\theta}_k$ or \hat{f}_k , without requiring knowledge of either H or θ^* . Consider for instance the first distribution, and assume that $k = 800$. The estimator URMLMCB in Table 1 shows that $\|E(\bar{\theta}_k) - \theta^*\|_H^2 \approx 1.906 \times 10^{-3}$, while the variance estimator in Table 2 shows that $\text{Var}_H(\bar{\theta}_k) \approx 0.014$ and $\text{Var}_H(\hat{f}_k) \approx 0.37$. Using (2.5) and the equality $E(\hat{f}_k) = \theta^*$, it follows that $M = 149$ (resp. $M = 185$) independent copies of $\bar{\theta}_k$ (resp. \hat{f}_k) achieve (5.1), when $\epsilon^2 = 10^{-3}$. However, when $\epsilon^2 = 10^{-4}$, no integer M achieves (5.1) for the estimator $\bar{\theta}_k$, and (5.1) is achieved for \hat{f}_k when $M = 1850$. A similar calculation can be performed for $\hat{f}_{\text{avg},k}$.

6 Conclusion

We have studied the least squares regression problem using the on-line framework of Bach and Moulines (2013). The expected number of time-steps of our unbiased estimator \hat{f}_k of θ^* is of order k , while the expected excess risk of \hat{f}_k is $O(1/k)$. The constant behind the O notation is, up to a poly-logarithmic factor, no greater than the leading constant in the bound on the expected excess risk of $\bar{\theta}_k$ shown by Bach and Moulines (2013) for $0 < \gamma < 1/R^2$. We provide both a biased and unbiased estimator of the squared bias of $\bar{\theta}_k$, and an unbiased estimator of the variance of $\bar{\theta}_k$ and of \hat{f}_k , that do not require knowledge of either H or θ^* . This allows the numerical estimation of the expected excess risk of the average of M independent copies of $\bar{\theta}_k$ and of \hat{f}_k , for any integer $M > 1$. We also describe an average-start version of all our estimators, with similar properties. Our numerical experiments confirm our theoretical findings. As a byproduct of our techniques, we prove an upper bound on the expected excess risk of $\bar{\theta}_k$ that is no worse than that of Bach and Moulines (2013), up to a constant factor, but with step-sizes twice as large. We provide an example where the expected excess risk of $\bar{\theta}_k$ goes to infinity with k for even larger step-sizes. Extensions of our research to accelerated optimization methods and to the minimization of other classes of functions is left for future work.

Acknowledgments

The author thanks Francis Bach and Aaron Sidford for helpful conversations.

References

- Agapiou, S., Roberts, G. O. and Vollmer, S. J. (2018). Unbiased Monte Carlo: Posterior estimation for intractable/infinite-dimensional models, *Bernoulli* **24**(3): 1726–1786.
- Asi, H., Carmon, Y., Jambulapati, A., Jin, Y. and Sidford, A. (2021). Stochastic bias-reduced gradient methods, *Advances in Neural Information Processing Systems* **34**: 10810–10822.
- Asmussen, S. and Glynn, P. W. (2007). *Stochastic simulation: algorithms and analysis*, Vol. 57, Springer Science & Business Media.
- Bach, F. and Moulines, E. (2013). Non-strongly-convex smooth stochastic approximation with convergence rate $O(1/n)$, *Advances in neural information processing systems*, pp. 773–781.
- Blanchet, J. H., Glynn, P. W. and Pei, Y. (2019). Unbiased multilevel Monte Carlo: Stochastic optimization, steady-state simulation, quantiles, and other applications, *arXiv preprint arXiv:1904.09929* .
- Bottou, L., Curtis, F. E. and Nocedal, J. (2018). Optimization methods for large-scale machine learning, *Siam Review* **60**(2): 223–311.
- Chada, N. K., Franks, J., Jasra, A., Law, K. J. and Vihola, M. (2021). Unbiased inference for discretely observed hidden Markov model diffusions, *SIAM/ASA Journal on Uncertainty Quantification* **9**(2): 763–787.
- Cui, Z., Fu, M. C., Peng, Y. and Zhu, L. (2020). Optimal unbiased estimation for expected cumulative discounted cost, *European Journal of Operational Research* **286**(2): 604–618.
- Défossez, A. and Bach, F. (2015). Averaged least-mean-squares: Bias-variance trade-offs and optimal sampling distributions, *Artificial Intelligence and Statistics*, pp. 205–213.
- Dieuleveut, A. and Bach, F. (2016). Nonparametric stochastic approximation with large step-sizes, *The Annals of Statistics* **44**(4): 1363–1399.
- Dieuleveut, A., Flammarion, N. and Bach, F. (2017). Harder, better, faster, stronger convergence rates for least-squares regression, *The Journal of Machine Learning Research* **18**(101): 1–51.
- Giles, M. B. (2008). Multilevel Monte Carlo path simulation, *Operations Research* **56**(3): 607–617.
- Glasserman, P. (2004). *Monte Carlo methods in financial engineering*, Springer, New York.
- Glynn, P. W. and Rhee, C.-h. (2014). Exact estimation for Markov chain equilibrium expectations, *Journal of Applied Probability* **51**(A): 377–389.
- Glynn, P. W. and Whitt, W. (1992). The asymptotic efficiency of simulation estimators, *Operations research* **40**(3): 505–520.
- Golub, G. H. and Van Loan, C. F. (2013). *Matrix computations*, fourth edn, JHU Press, Baltimore.

- Gower, R. M., Schmidt, M., Bach, F. and Richtarik, P. (2020). Variance-reduced methods for machine learning, *Proceedings of the IEEE* **108**(11): 1968–1983.
- Han, R., Luo, L., Lin, Y. and Huang, J. (2024). Online inference with debiased stochastic gradient descent, *Biometrika* **111**(1): 93–108.
- Heng, J., Houssineau, J. and Jasra, A. (2024). On unbiased estimation for partially observed diffusions, *Journal of Machine Learning Research* **25**(66): 1–66.
- Hu, J. and Fu, M. C. (2024). On the convergence rate of stochastic approximation for gradient-based stochastic optimization, *Operations Research* .
- Jain, P., Kakade, S. M., Kidambi, R., Netrapalli, P. and Sidford, A. (2018a). Accelerating stochastic gradient descent for least squares regression, *Conference On Learning Theory*, PMLR, pp. 545–604.
- Jain, P., Kakade, S. M., Kidambi, R., Netrapalli, P. and Sidford, A. (2018b). Parallelizing stochastic gradient descent for least squares regression: Mini-batching, averaging, and model misspecification, *Journal of Machine Learning Research* **18**(223): 1–42.
- Kahalé, N. (2020). General multilevel Monte Carlo methods for pricing discretely monitored Asian options, *European Journal of Operational Research* **287**(2): 739–748.
- Kahalé, N. (2023). Unbiased time-average estimators for Markov chains, *Mathematics of Operations Research* .
- McLeish, D. (2011). A general method for debiasing a Monte Carlo estimator, *Monte Carlo methods and applications* **17**(4): 301–315.
- Middleton, L., Deligiannidis, G., Doucet, A. and Jacob, P. E. (2020). Unbiased Markov chain Monte Carlo for intractable target distributions, *Electronic Journal of Statistics* **14**(2): 2842–2891.
- Mourtada, J. (2022). Exact minimax risk for linear least squares, and the lower tail of sample covariance matrices, *The Annals of Statistics* **50**(4): 2157–2178.
- Needell, D., Srebro, N. and Ward, R. (2016). Stochastic gradient descent, weighted sampling, and the randomized Kaczmarz algorithm, *Mathematical Programming* **155**(1): 549–573.
- Rhee, C.-h. and Glynn, P. W. (2015). Unbiased estimation with square root convergence for SDE models, *Operations Research* **63**(5): 1026–1043.
- Vihola, M. (2018). Unbiased estimators and multilevel Monte Carlo, *Operations Research* **66**(2): 448–462.
- Wang, T. and Wang, G. (2023). Unbiased Multilevel Monte Carlo Methods for Intractable Distributions: MLMC meets MCMC, *Journal of Machine Learning Research* **24**(249): 1–40.

A Preliminary matrix inequalities

Lemma A.1. *Let B be a symmetric positive semi-definite $d \times d$ matrix, and let P be a random symmetric $d \times d$ matrix such that $E(P^2) \preceq I$. Then $E(\text{tr}(PBP)) \leq \text{tr}(B)$.*

Proof. Since $\text{tr}(DC) = \text{tr}(CD)$,

$$\begin{aligned} E(\text{tr}(PBP)) &= E(\text{tr}(\sqrt{B}P^2\sqrt{B})) \\ &= \text{tr}(\sqrt{B}E(P^2)\sqrt{B}) \\ &\leq \text{tr}(B), \end{aligned}$$

where the last equation follows from the inequality $\sqrt{B}E(P^2)\sqrt{B} \preceq B$. \square

Lemma A.2. *Let $(P_t, t \geq 0)$ be a random sequence of independent and identically distributed $d \times d$ symmetric matrices such that $E(P_0^2) \preceq I - A$, where A is a symmetric positive semi-definite $d \times d$ matrix. For $t \geq 0$, let $M_t := P_{t-1}P_{t-2} \cdots P_0$, with $M_0 := I$. Then, for $t \geq 0$,*

$$\sum_{j=0}^t E(M_j^T A M_j) \preceq I, \quad (\text{A.1})$$

and

$$E(\text{tr}(M_t^T A M_t)) \leq \frac{d}{t+1}. \quad (\text{A.2})$$

Proof. For $j \geq 0$, we have $M_{j+1} = P_j M_j$. Thus

$$\begin{aligned} E(M_{j+1}^T M_{j+1}) &= E(M_j^T P_j^2 M_j) \\ &\preceq E(M_j^T (I - A) M_j) \\ &= E(M_j^T M_j) - E(M_j^T A M_j), \end{aligned}$$

where the second equation follows from the inequality $E(P_j^2) \preceq I - A$ and the independence of P_j and M_j . Thus

$$E(M_j^T A M_j) \preceq E(M_j^T M_j) - E(M_{j+1}^T M_{j+1}).$$

Summing over j and noting that $M_{t+1}^T M_{t+1}$ is symmetric positive semi-definite implies (A.1).

We now prove (A.2). For $t \geq 0$, we have

$$\begin{aligned} E(\text{tr}(M_{t+1} A M_{t+1}^T)) &= E(\text{tr}(P_t M_t A M_t^T P_t)) \\ &\leq E(\text{tr}(M_t A M_t^T)), \end{aligned}$$

where the second equation follows from Lemma A.1 and the independence of P_t and M_t . Thus the sequence $(E(\text{tr}(M_t A M_t^T)), t \geq 0)$ is decreasing. Because $M_t \sim M_t^T$, we have $E(M_t^T A M_t) = E(M_t A M_t^T)$. Hence the sequence $(E(\text{tr}(M_t^T A M_t)), t \geq 0)$ is decreasing as well. Taking the trace in (A.1) implies (A.2). \square

Lemma A.3. *Let $(P_t, t \geq 0)$ be a random sequence of $d \times d$ symmetric matrices and let $(v_t, t \geq 0)$ be a random sequence of d -dimensional column vectors. Assume that the pairs $(P_t, v_t), t \geq 0$, are independent, and that v_t and each component of P_t is square-integrable. Suppose also that $E(v_t) = 0$ and $E(v_t v_t^T) \preceq \zeta(I - E(P_t^2))$, where ζ is a non-negative constant. Define the random sequence $(w_t, t \geq 0)$ of d -dimensional column vectors via the recursion $w_{t+1} = P_t w_t + v_t, t \geq 0$, with $w_0 = 0$. Then, for $t \geq 0$,*

$$E(w_t w_t^T) \preceq \zeta I. \quad (\text{A.3})$$

Proof. Because w_t is a deterministic function of $(P_j, v_j), 0 \leq j \leq t-1$, it is independent of (P_t, v_t) . Consequently, it can be shown by induction on t that $E(w_t) = 0$ for $t \geq 0$. We now show (A.3) by induction on t . (A.3) clearly holds for $t = 0$. Assume that (A.3) holds for t . Since w_t and (P_t, v_t) are independent and $E(w_t) = 0$, we have $E(P_t w_t v_t^T) = 0$. As

$E((U + V)(U + V)^T) = E(UU^T) + E(VV^T)$ for any random square-integrable d -dimensional column vectors U and V with $E(UV^T) = 0$, it follows that

$$\begin{aligned} E(w_{t+1}w_{t+1}^T) &= E(P_t w_t w_t^T P_t) + E(v_t v_t^T) \\ &\preceq \zeta E(P_t^2) + \zeta(I - E(P_t^2)) \\ &= \zeta I, \end{aligned}$$

where the second equation follows from the induction hypothesis and the independence of w_t and P_t . Thus (A.3) holds for $t + 1$. \square

For any square-integrable d -dimensional random column vectors U and V , let

$$\text{rCov}(U, V) := E(U^T V) - E(U)^T E(V).$$

Thus, $\text{Var}(U) = \text{rCov}(U, U)$, and $\text{rCov}(U, V) = 0$ if U and V are independent. For any random square-integrable d -dimensional column vectors U, V and V' , any deterministic $d \times d$ matrix B , and any random square-integrable $d \times d$ matrix B' independent of (U, V) , it can be shown that $\text{rCov}(U, V + V') = \text{rCov}(U, V) + \text{rCov}(U, V')$, and $\text{rCov}(BU, V) = \text{rCov}(U, B^T V)$, with $\text{rCov}(U, B'V) = \text{rCov}(U, E(B')V)$. Furthermore, if B and B' are deterministic and symmetric with $B \preceq B'$, then $\text{rCov}(U, BU) \leq \text{rCov}(U, B'U)$.

Lemma A.4. *Let $(P_t, t \geq 0)$ be a random sequence of identically distributed $d \times d$ matrices and let $(v_t, t \geq 0)$ be a random sequence of d -dimensional column vectors. Assume that the pairs $(P_t, v_t), t \geq 0$, are independent, and that v_t and each component of P_t is square-integrable. Consider a random sequence $(w_t, t \geq 0)$ of d -dimensional column vectors satisfying the recursion $w_{t+1} = P_t w_t + v_t$ for $t \geq 0$, where w_0 is deterministic. Then, for non-negative integers t and j and any $d \times d$ matrix B , we have*

$$\text{rCov}(Bw_t, w_{t+j}) = \text{rCov}(Bw_t, (E(P_0))^j w_t). \quad (\text{A.4})$$

Proof. As in the proof of Lemma A.3, it can be shown that P_t is independent of w_t , for $t \geq 0$. It follows by induction on t that w_t is square-integrable, for $t \geq 0$. Thus, the two sides of (A.4) are well-defined. We prove (A.4) by induction on j . The base case $j = 0$ is trivial. Assume now that (A.4) holds for j and any $d \times d$ matrix B . Because (w_t, w_{t+j}) is a deterministic function of $(P_i, v_i), 0 \leq i \leq t + j - 1$, it is independent of (P_{t+j}, v_{t+j}) . Thus,

$$\begin{aligned} \text{rCov}(Bw_t, w_{t+j+1}) &= \text{rCov}(Bw_t, P_{t+j}w_{t+j} + v_{t+j}) \\ &= \text{rCov}(Bw_t, P_{t+j}w_{t+j}) \\ &= \text{rCov}(Bw_t, E(P_0)w_{t+j}) \\ &= \text{rCov}(E(P_0)^T Bw_t, w_{t+j}) \\ &= \text{rCov}(E(P_0)^T Bw_t, (E(P_0))^j w_t) \\ &= \text{rCov}(Bw_t, (E(P_0))^{j+1} w_t), \end{aligned}$$

where the second equation follows from the independence of w_t and v_{t+j} , the third one from the independence of P_{t+j} and (w_t, w_{t+j}) , and the fifth one from the induction hypothesis applied to the matrix $E(P_0)^T B$. Thus (A.4) holds for $j + 1$. \square

Lemma A.5. *Let Σ be a $d \times d$ symmetric matrix such that $2I - \Sigma$ is positive-definite. Then, for $i \geq 0$, we have*

$$\sum_{t=0}^{i-1} (I - \Sigma)^{2t} \Sigma \preceq (2I - \Sigma)^{-1}.$$

Proof. It can be shown by induction on i that, for $i \geq 0$,

$$(2I - \Sigma)\Sigma \sum_{t=0}^{i-1} (I - \Sigma)^{2t} = I - (I - \Sigma)^{2i}.$$

Consequently,

$$\begin{aligned} \sum_{t=0}^{i-1} (I - \Sigma)^{2t}\Sigma &= (2I - \Sigma)^{-1}(I - (I - \Sigma)^{2i}) \\ &= (2I - \Sigma)^{-1} - (I - \Sigma)^i(2I - \Sigma)^{-1}(I - \Sigma)^i. \end{aligned}$$

As $(2I - \Sigma)^{-1}$ is positive-definite, this concludes the proof. \square

B Proof of Lemma 2.1

(2.12) is an immediate consequence of (2.10) and (2.11). For $t \geq 0$, set

$$P_t := I - \gamma x_t x_t^T. \quad (\text{B.1})$$

By the definition of H , we have

$$E(P_t) = I - \gamma H, \quad (\text{B.2})$$

for $t \geq 0$. Moreover, (1.2) implies that

$$\theta_{t+1} = P_t \theta_t + \gamma y_t x_t, \quad (\text{B.3})$$

for $t \geq 0$. Define the random sequence of d -dimensional column vectors $(\beta_t, t \geq 0)$ through the recursion

$$\beta_{t+1} = P_t \beta_t + \gamma y_t x_t, \quad (\text{B.4})$$

with $\beta_0 = \theta^*$. Thus $(\beta_t, t \geq 0)$ and $(\theta_t, t \geq 0)$ satisfy the same recursion.

B.1 Bounding the bias

Lemma B.1. *For $t \geq 0$, we have*

$$E(\theta_t - \theta^*) = (I - \gamma H)^t (\theta_0 - \theta^*), \quad (\text{B.5})$$

and

$$E(\beta_t) = \theta^*. \quad (\text{B.6})$$

Proof. By (1.2), θ_t is a deterministic function of (x_j, y_j) , $0 \leq j \leq t-1$. Hence θ_t is independent of P_t . We prove (B.5) by induction on t . Clearly, (B.5) holds for $t = 0$. Assume that (B.5) holds for t . Then

$$\begin{aligned} E(\theta_{t+1} - \theta^*) &= E(P_t)E(\theta_t) + \gamma E(yx) - \theta^* \\ &= (I - \gamma H)E(\theta_t) + \gamma H\theta^* - \theta^* \\ &= (I - \gamma H)E(\theta_t - \theta^*), \end{aligned}$$

where the first equation follows from (B.3) and the independence of θ_t and P_t , and the second one from (1.1) and (B.2). Thus (B.5) holds for $t+1$. A similar inductive proof implies (B.6). \square

We now prove (2.13). By (B.5), for $0 \leq t \leq k-1$,

$$\|E(\theta_t - \theta^*)\|_H^2 = (\theta_0 - \theta^*)^T (I - \gamma H)^{2t} H (\theta_0 - \theta^*).$$

Because the quadratic function $v \mapsto \|v\|_H^2$ is convex over \mathbb{R}^d , and

$$E(\bar{\theta}_k - \theta^*) = \frac{1}{k - s(k)} \sum_{t=s(k)}^{k-1} E(\theta_t - \theta^*),$$

we have

$$\begin{aligned} \|E(\bar{\theta}_k - \theta^*)\|_H^2 &\leq \frac{1}{k - s(k)} \sum_{t=s(k)}^{k-1} \|E(\theta_t - \theta^*)\|_H^2 \\ &\leq \frac{1}{k - s(k)} \sum_{t=0}^{k-1} \|E(\theta_t - \theta^*)\|_H^2 \\ &= \frac{1}{k - s(k)} \sum_{t=0}^{k-1} (\theta_0 - \theta^*)^T (I - \gamma H)^{2t} H (\theta_0 - \theta^*) \\ &\leq \frac{1}{\gamma(k - s(k))} (\theta_0 - \theta^*)^T (2I - \gamma H)^{-1} (\theta_0 - \theta^*) \\ &\leq \frac{\|\theta_0 - \theta^*\|^2}{\gamma(2 - \gamma\lambda_{\max})(k - s(k))}. \end{aligned}$$

The fourth equation follows by applying Lemma A.5 with $\Sigma = \gamma H$ and observing that, by (2.12), the symmetric matrix $2I - \gamma H$ is positive-definite. The last equation follows by noting that the largest eigenvalue of $(2I - \gamma H)^{-1}$ is $(2 - \gamma\lambda_{\max})^{-1}$. This implies (2.13).

If H is positive-definite then, owing to (2.12), the eigenvalues of $I - \gamma H$ are less than 1 in absolute value which, by (B.5), implies that $E(\theta_k) \rightarrow \theta^*$ as k goes to infinity.

B.2 Bounding the variance

Set

$$A = \gamma(2 - \gamma R^2)H. \tag{B.7}$$

Owing to (2.11), the matrix A is symmetric positive semi-definite.

Lemma B.2. *We have*

$$E(P_0^2) \preceq I - A. \tag{B.8}$$

For $t \geq 0$, we have

$$E((\beta_t - \theta^*)(\beta_t - \theta^*)^T) \leq \frac{\gamma\sigma^2}{2 - \gamma R^2} I, \tag{B.9}$$

and

$$E(\|\beta_t - \theta^*\|^2) \leq \frac{\gamma\sigma^2 d}{2 - \gamma R^2}. \tag{B.10}$$

Furthermore,

$$E(\|\theta_t - \beta_t\|^2) \leq \|\theta_0 - \theta^*\|^2. \tag{B.11}$$

Proof. We have

$$\begin{aligned} I - 2P_0 + P_0^2 &= (I - P_0)^2 \\ &= \gamma^2 (x_0 x_0^T)^2 \\ &= \gamma^2 \|x_0\|^2 x_0 x_0^T, \end{aligned}$$

where the second equation follows from (B.1). Taking expectations and using (B.2) shows that

$$\begin{aligned} I - 2(I - \gamma H) + E((P_0)^2) &= \gamma^2 E(\|x\|^2 x x^T) \\ &\preceq \gamma^2 R^2 H, \end{aligned}$$

where the second equation follows from (2.8). This implies (B.8).

We now prove (B.9). By (B.4), for $t \geq 0$, we have

$$\beta_{t+1} - \theta^* = P_t(\beta_t - \theta^*) + v_t,$$

where $v_t = \gamma(y_t - x_t^T \theta^*)x_t$. For $t \geq 0$, we have $E(v_t) = 0$ because of (1.1), and

$$\begin{aligned} E(v_t v_t^T) &= \gamma^2 E((y - x^T \theta^*)^2 x x^T) \\ &\preceq \gamma^2 \sigma^2 H \\ &\preceq \frac{\gamma \sigma^2}{2 - \gamma R^2} (I - E(P_0^2)), \end{aligned}$$

where the second equation follows from (2.7), and the last one from (B.8). Applying Lemma A.3 with $w_t = \beta_t - \theta^*$ implies (B.9). As $\text{tr}(v v^T) = \|v\|^2$ for $v \in \mathbb{R}^d$, taking the trace in (B.9) implies (B.10).

Next, we prove (B.11). By (B.3) and (B.4), for $t \geq 0$, we have

$$\theta_{t+1} - \beta_{t+1} = P_t(\theta_t - \beta_t).$$

Hence, $\theta_t - \beta_t$ is a deterministic function of P_0, \dots, P_{t-1} , and is independent of P_t . Thus,

$$\begin{aligned} E(\|\theta_{t+1} - \beta_{t+1}\|^2) &= E((\theta_t - \beta_t)^T P_t^2 (\theta_t - \beta_t)) \\ &\leq E(\|\theta_t - \beta_t\|^2), \end{aligned}$$

where the second equation follows from (B.8) and the independence of $\theta_t - \beta_t$ and P_t . This implies (B.11). \square

Lemma B.3. *For $0 \leq j \leq h$, we have*

$$\sum_{t=j}^h \text{rCov}(H\theta_j, \theta_t) \leq 4 \left(\frac{\sigma^2 d}{2 - \gamma R^2} + \frac{\|\theta_0 - \theta^*\|^2}{\gamma} \right).$$

Proof. Using (B.2) and (B.3) and applying Lemma A.4 with $w_t = \theta_t$ and $v_t = \gamma y_t x_t$, we have

$$\begin{aligned} \sum_{t=j}^h \text{rCov}(H\theta_j, \theta_t) &= \sum_{t=j}^h \text{rCov}(H\theta_j, (I - \gamma H)^{t-j} \theta_j) \\ &= \sum_{t=j}^h \text{rCov}(\theta_j, H(I - \gamma H)^{t-j} \theta_j) \\ &= \gamma^{-1} \text{rCov}(\theta_j, (I - (I - \gamma H)^{h+1-j}) \theta_j) \\ &\leq 2\gamma^{-1} \text{Var}(\theta_j). \end{aligned}$$

The third equation follows from the identity

$$\sum_{i=0}^n \Sigma (I - \Sigma)^i = I - (I - \Sigma)^{n+1},$$

for $n \geq 0$ and any $d \times d$ matrix Σ . The last equation follows by observing that, by (2.10), $-(I - \gamma H)^n \preceq I$, for $n \geq 0$. On the other hand,

$$\begin{aligned} \text{Var}(\theta_j) &\leq 2(\text{Var}(\beta_j) + \text{Var}(\theta_j - \beta_j)) \\ &\leq 2 \left(\frac{\gamma \sigma^2 d}{2 - \gamma R^2} + \|\theta_0 - \theta^*\|^2 \right), \end{aligned}$$

where the first equation follows from the inequality $\text{Var}(U + V) \leq 2(\text{Var}(U) + \text{Var}(V))$ for square-integrable d -dimensional column vectors U and V , and the second one from (B.10) and (B.11). This concludes the proof. \square

We now prove (2.14). Let $k \geq 1$. We have $\text{Var}_H(\bar{\theta}_k) = \text{rCov}(H\bar{\theta}_k, \bar{\theta}_k)$. Because H is symmetric positive semi-definite,

$$\begin{aligned} \text{rCov}(H\bar{\theta}_k, \bar{\theta}_k) &= \frac{1}{(k - s(k))^2} \left(\sum_{j=s(k)}^{k-1} \text{rCov}(H\theta_j, \theta_j) + 2 \sum_{j=s(k)}^{k-1} \sum_{t=j+1}^{k-1} \text{rCov}(H\theta_j, \theta_t) \right) \\ &\leq \frac{2}{(k - s(k))^2} \sum_{j=s(k)}^{k-1} \sum_{t=j}^{k-1} \text{rCov}(H\theta_j, \theta_t) \\ &\leq \frac{8}{k - s(k)} \left(\frac{\sigma^2 d}{2 - \gamma R^2} + \frac{\|\theta_0 - \theta^*\|^2}{\gamma} \right), \end{aligned}$$

where the last equation follows from Lemma B.3. This implies (2.14).

B.3 Combining bias and variance terms

Combining (2.10) and (2.13) shows that, for $k \geq 1$,

$$\|E(\bar{\theta}_k - \theta^*)\|_H^2 \leq \frac{\|\theta_0 - \theta^*\|^2}{\gamma(2 - \gamma R^2)(k - s(k))}.$$

Together with (2.3) and (2.14), this implies (2.15).

C Proof of Proposition 2.1

Because $xx^T = DUU^T + (1 - D)vv^T$ and $E(UU^T) = d^{-1}I$, we have $H = (1 - p)d^{-1}I + pvv^T$ by its definition. As $0 < p < 1$, it follows that H is positive-definite. Moreover, because x and y are independent and $E(y) = 0$, we have $E(yx) = 0$. By (1.1), it follows that $L(\theta)$ attains its minimum at $\theta^* = 0$. Moreover, using once again the independence of x and y shows that $E(y^2xx^T) = \sigma^2 H$. Hence (2.7) holds. Finally, because $\|x\|^2 = 1$ with probability 1, we have $E(\|x\|^2xx^T) = H$. Thus (2.8) holds with $R^2 = 1$. On the other hand, a simple calculation shows that $(I - \gamma H)v = av$, where $a = -(1 + (\gamma - 2)d^{-1})$. By a proof similar to that of (B.5), we have $E(\theta_k) = (I - \gamma H)^k \theta_0$ for $k \geq 0$. Because $(I - \gamma H)^k v = a^k v$, it follows that, for $k \geq 0$,

$$v^T E(\theta_k) = a^k v^T \theta_0.$$

Hence, for $k \geq 1$,

$$v^T E(\bar{\theta}_k) = \frac{1 - a^k}{1 - a} v^T \theta_0.$$

Moreover, because $pvv^T \preceq H$, it follows from (2.2) that, for $k \geq 1$,

$$L(\bar{\theta}_k) - L(0) \geq \frac{p}{2} (v^T \bar{\theta}_k)^2.$$

Taking expectations and using Jensen's inequality implies that

$$E(L(\bar{\theta}_k)) - L(0) \geq \frac{p}{2} (v^T E(\bar{\theta}_k))^2.$$

Consequently,

$$E(L(\bar{\theta}_k)) - L(0) \geq \frac{p}{2} \left(\frac{1-a^k}{1-a} \right)^2 (v^T \theta_0)^2.$$

Because $a < -1$, this implies that $E(L(\bar{\theta}_k))$ goes to infinity as k goes to infinity.

D Proof of Lemma 3.1

Define P_t , $t \in \mathbb{Z}$, via (B.1), and A via (B.7). For $m \in \mathbb{Z}$ and $t \geq m$, define $\beta_{m:t}$ by setting $\beta_{m:m} = \theta^*$ and

$$\beta_{m:t+1} = P_t \beta_{m:t} + \gamma y_t x_t,$$

$t \geq m$. Thus, $(\beta_{m:t}, t \geq m)$ is a Markov chain starting at θ^* and satisfying the same recursion as $(\theta_{m:t}, t \geq m)$.

Lemma D.1. *For $m \leq 0 \leq t$, we have*

$$E(\|\beta_{m:t} - \beta_t\|_H^2) \leq \frac{\sigma^2 d}{(2 - \gamma R^2)^2 (t+1)}.$$

Proof. For $t \geq 0$, it can be shown by induction on t that $\beta_{m:t} - \beta_t = M_t(\beta_{m:0} - \theta^*)$, where M_t is defined as in Lemma A.2. Hence

$$\begin{aligned} E(\|\beta_{m:t} - \beta_t\|_H^2) &= E(\|M_t(\beta_{m:0} - \theta^*)\|_H^2) \\ &= E(\text{tr}(\sqrt{H} M_t (\beta_{m:0} - \theta^*) (\beta_{m:0} - \theta^*)^T M_t^T \sqrt{H})) \\ &= E(\text{tr}(\sqrt{H} M_t E((\beta_{m:0} - \theta^*) (\beta_{m:0} - \theta^*)^T) M_t^T \sqrt{H})). \end{aligned}$$

The second equation follows from the equality $\|v\|_H^2 = \text{tr}(\sqrt{H} v v^T \sqrt{H})$, $v \in \mathbb{R}^d$, whereas the last equation follows from the independence of M_t and $\beta_{m:0}$. As $\beta_{m:0} \sim \beta_{-m}$, it follows from (B.9) that

$$E((\beta_{m:0} - \theta^*) (\beta_{m:0} - \theta^*)^T) \leq \frac{\gamma \sigma^2}{2 - \gamma R^2} I.$$

Consequently,

$$\begin{aligned} E(\|\beta_{m:t} - \beta_t\|_H^2) &\leq \frac{\gamma \sigma^2}{2 - \gamma R^2} E(\text{tr}(\sqrt{H} M_t M_t^T \sqrt{H})) \\ &= \frac{\sigma^2}{(2 - \gamma R^2)^2} E(\text{tr}(M_t^T A M_t)), \\ &\leq \frac{\sigma^2 d}{(2 - \gamma R^2)^2 (t+1)}, \end{aligned}$$

where the last equation follows from (B.8) and (A.2). \square

Lemma D.2. *Let J be a random integer uniformly distributed on $\{h, \dots, h'\}$, where $h \leq h'$ are non-negative integers. Assume that J and $(x_t, y_t), t \in \mathbb{Z}$, are independent. Then,*

$$E(\|\theta_J - \beta_J\|_H^2) \leq \frac{\|\theta_0 - \theta^*\|^2}{\gamma(2 - \gamma R^2)(h' - h + 1)}.$$

Proof. It can be shown by induction on t that $\theta_t - \beta_t = M_t(\theta_0 - \theta^*)$ for $t \geq 0$. Thus,

$$E(\|\theta_J - \beta_J\|_H^2) = (\theta_0 - \theta^*)^T E(M_J^T H M_J) (\theta_0 - \theta^*).$$

On the other hand,

$$\begin{aligned} E(M_J^T H M_J) &= \frac{1}{\gamma(2 - \gamma R^2)} E(M_J^T A M_J) \\ &= \frac{1}{\gamma(2 - \gamma R^2)(h' - h + 1)} \sum_{j=h}^{h'} E(M_j^T A M_j) \\ &\leq \frac{1}{\gamma(2 - \gamma R^2)(h' - h + 1)} I, \end{aligned}$$

where the last equation follows from (A.1). This achieves the proof. \square

The proof of Proposition D.1 below follows immediately from that of (Kahalé 2023, Proposition B.1), and is omitted.

Proposition D.1 ((Kahalé 2023)). *For $n, m, m' \in \mathbb{Z}$ with $m, m' \leq n$, we have*

$$(\beta_{m:n}, \beta_{m':n}) \sim (\beta_{n-m}, \beta_{m'-m:n-m}), \quad (\text{D.1})$$

and

$$(\theta_{m:n}, \theta_{m':n}) \sim (\theta_{n-m}, \theta_{m'-m:n-m}), \quad (\text{D.2})$$

We now prove Lemma 3.1. For $k \geq 2$ and $l \geq 0$, we have

$$f_{k,l+1} - f_{k,l} = U + V + W,$$

where $U = \theta_{-\tau(k,l+1):0} - \beta_{-\tau(k,l+1):0}$, $V = \beta_{-\tau(k,l+1):0} - \beta_{-\tau(k,l):0}$ and $W = \beta_{-\tau(k,l):0} - \theta_{-\tau(k,l):0}$. Using the inequality $\|U + V + W\|_H^2 \leq 3(\|U\|_H^2 + \|V\|_H^2 + \|W\|_H^2)$, it follows that

$$\|f_{k,l+1} - f_{k,l}\|_H^2 \leq 3(\|U\|_H^2 + \|V\|_H^2 + \|W\|_H^2). \quad (\text{D.3})$$

Because $\tau(k, l)$ and $\tau(k, l+1)$ are independent of (x_t, y_t) , $t \in \mathbb{Z}$, (D.1) still holds if m is replaced by $-\tau(k, l)$ and m' by $-\tau(k, l+1)$, with $n = 0$. Consequently,

$$(\beta_{-\tau(k,l):0}, \beta_{-\tau(k,l+1):0}) \sim (\beta_{\tau(k,l)}, \beta_{\tau(k,l)-\tau(k,l+1):\tau(k,l)}),$$

which implies that

$$\begin{aligned} E(\|V\|_H^2) &= E(\|\beta_{\tau(k,l)-\tau(k,l+1):\tau(k,l)} - \beta_{\tau(k,l)}\|_H^2) \\ &\leq \frac{\sigma^2 d}{(2 - \gamma R^2)^2 \max(s(k), k(2^l - 1))}, \end{aligned} \quad (\text{D.4})$$

where the second equation follows from Lemma D.1 and the inequalities $\tau(k, l+1) \geq \tau(k, l) \geq \max(s(k), k(2^l - 1))$. In the same vein, it can be shown that $(\theta_{-\tau(k,0):0}, \beta_{-\tau(k,0):0}) \sim (\theta_{\tau(k,0)}, \beta_{\tau(k,0)})$ which, by applying Lemma D.2 with $J = \tau(k, 0)$ implies that

$$E(\|\theta_{-\tau(k,0):0} - \beta_{-\tau(k,0):0}\|_H^2) \leq \frac{\|\theta_0 - \theta^*\|^2}{\gamma(2 - \gamma R^2)(k - s(k))}. \quad (\text{D.5})$$

Similarly, for $l \geq 1$, we have

$$E(\|\theta_{-\tau(k,l):0} - \beta_{-\tau(k,l):0}\|_H^2) \leq \frac{\|\theta_0 - \theta^*\|^2}{\gamma(2 - \gamma R^2)k2^l}. \quad (\text{D.6})$$

Combining (D.3), (D.4), (D.5) and (D.6) shows after some calculations that $E(\|f_{k,1} - f_{k,0}\|_H^2) \leq 4c/s(k)$. Similarly, combining (D.3), (D.4) and (D.6) implies that $E(\|f_{k,l+1} - f_{k,l}\|_H^2) \leq 6c/(k2^l)$ for $l \geq 1$.

E Proof of Lemma 3.2

Lemma E.1. *We have $\xi \leq 1$ and, for $m \leq 0 \leq t$,*

$$E(\|\theta_{m:t} - \theta_t\|^2) \leq \frac{6c}{R^2}(1 - \xi)^t. \quad (\text{E.1})$$

Proof. We show (E.1) by induction on t . Since

$$\theta_{-m} - \theta_0 = (\theta_{-m} - \beta_{-m}) + (\beta_{-m} - \theta^*) + (\theta^* - \theta_0),$$

and $\|U + V + W\|^2 \leq 3(\|U\|^2 + \|V\|^2 + \|W\|^2)$ for $U, V, W \in \mathbb{R}^d$, it follows from (B.10) and (B.11) that

$$E(\|\theta_{-m} - \theta_0\|^2) \leq 3 \left(\frac{\gamma\sigma^2 d}{2 - \gamma R^2} + 2\|\theta_0 - \theta^*\|^2 \right).$$

Using the inequality $\gamma R^2(2 - \gamma R^2) \leq 1$, it follows after some calculations that $E(\|\theta_{-m} - \theta_0\|^2) \leq 6c/R^2$. Thus (E.1) holds for $t = 0$. Assume now that (E.1) holds for t . Combining the equation $\theta_{m:t+1} = P_t \theta_{m:t} + \gamma y_t x_t$ with (B.3) implies that $\theta_{m:t+1} - \theta_{t+1} = P_t(\theta_{m:t} - \theta_t)$. Because P_t is independent of $\theta_{m:t} - \theta_t$, we conclude that

$$E(\|\theta_{m:t+1} - \theta_{t+1}\|^2) = E((\theta_{m:t} - \theta_t)^T E(P_t^2)(\theta_{m:t} - \theta_t)).$$

As $\xi I \preceq A$, it follows from (B.8) that $E(P_0^2) \preceq (1 - \xi)I$. As P_0^2 is positive semi-definite, this implies that $\xi \leq 1$ and

$$E(\|\theta_{m:t+1} - \theta_{t+1}\|^2) \leq (1 - \xi)E(\|\theta_{m:t} - \theta_t\|^2).$$

Hence (E.1) holds for $t + 1$. □

We now prove Lemma 3.2. By (2.10), we have $\|v\|_H^2 \leq R^2\|v\|^2$ for $v \in \mathbb{R}^d$. By Lemma E.1, it follows that $E(\|\theta_{m:t} - \theta_t\|_H^2) \leq 6c(1 - \xi)^t$ for $m \leq 0 \leq t$. On the other hand, for $0 \leq t \leq j$, using (D.2) shows that $(\theta_{-j:0}, \theta_{-t:0}) \sim (\theta_{t-j:t}, \theta_t)$. This implies that $E(\|\theta_{-j:0} - \theta_{-t:0}\|_H^2) \leq 6c(1 - \xi)^t$. For $k \geq 2$ and $l \geq 0$, as $\tau(k, l) \leq \tau(k, l + 1)$, it follows that

$$E(\|f_{k,l+1} - f_{k,l}\|_H^2 | \tau(k, l), \tau(k, l + 1)) \leq 6c(1 - \xi)^{\tau(k,l)}.$$

Taking expectations and observing that $\tau(k, l) \geq s(k)2^l$ and $1 - \xi \leq e^{-\xi}$ concludes the proof.

F Proof of Lemma 3.3

Fix $k \geq 2$. For $l \geq 0$, set $Y_l = f_{k,l+1} - f_{k,0}$, with $Y_{-1} = 0$. It follows from the discussion surrounding (3.3) that Y_l is square-integrable for $l \geq 0$ and that $E(Y_l)$ converges to $\theta^* - E(\bar{\theta}_k)$ as l goes to infinity. Moreover, we have $Y_l - Y_{l-1} = f_{k,l+1} - f_{k,l}$ for $l \geq 0$ and $Z_k = (Y_N - Y_{N-1})/p_N$. We show below that $(Y_l, l \geq 0)$ satisfies the conditions of Corollary 3.1.

Lemma F.1. *Let l_0 be a non-negative integer such that*

$$\frac{4\delta + 8}{\alpha\xi} \ln \left(\frac{4\delta + 8}{\alpha\xi} \right) \leq k2^{l_0}. \quad (\text{F.1})$$

Then

$$\sum_{l=l_0}^{\infty} \frac{E(\|Y_l - Y_{l-1}\|_H^2)}{p_l} \leq \frac{24c}{k^{\delta+2}} \exp(-\alpha\xi k/2). \quad (\text{F.2})$$

Proof. Set $\phi = (4\delta + 8)/(\alpha\xi)$. Thus the left-hand side of (F.1) is equal to $\phi \ln(\phi)$. As $\alpha \leq 1/2$, and $\delta > 1$, and $\xi \leq 1$ by Lemma 3.2, we have $\phi \geq 24$. Because $u/\ln(u)$ is an increasing function of u on $[e, \infty)$, for $u \geq \phi \ln(\phi)$, we have

$$\begin{aligned} \frac{u}{\ln(u)} &\geq \frac{\phi \ln(\phi)}{\ln(\phi \ln(\phi))} \\ &\geq \frac{\phi}{2}, \end{aligned}$$

where the second equation follows from the inequality $\ln(\phi) \leq \phi$. After some calculations, it follows that $u^{\delta+2} \leq e^{\alpha\xi u/2}$ for $u \geq \phi \ln(\phi)$. On the other hand, the condition (F.1) shows that $k2^l \geq \phi \ln(\phi)$ for $l \geq l_0$. Applying the preceding inequality with $u = k2^l$ shows that

$$k^{\delta+2} 2^{l(\delta+2)} \leq \exp(\alpha\xi k 2^l / 2). \quad (\text{F.3})$$

Moreover, as $l + 1 \leq 2^l$, (3.4) implies that

$$\frac{1}{pl} \leq 2^{l(\delta+1)+1}.$$

Using Lemma 3.2, it follows that

$$\begin{aligned} \sum_{l=l_0}^{\infty} \frac{E(\|Y_l - Y_{l-1}\|_H^2)}{pl} &\leq 12c \sum_{l=l_0}^{\infty} 2^{l(\delta+1)} \exp(-\alpha\xi k 2^l) \\ &\leq \frac{12c}{k^{\delta+2}} \sum_{l=l_0}^{\infty} 2^{-l} \exp(-\alpha\xi k 2^l / 2) \\ &\leq \frac{24c}{k^{\delta+2}} \exp(-\alpha\xi k / 2), \end{aligned}$$

where the second equation follows from (F.3), and the last one from the equality $\sum_{l=l_0}^{\infty} 2^{-l} = 2$. \square

We now prove Lemma 3.3. We first show (3.5). Define ϕ as in the proof of Lemma F.1, and let l_0 be the smallest integer such that $\phi^2 \leq 2^{l_0}$. As $\phi \geq 24$, we have $l_0 > 0$. By Lemma 3.1 and (3.4),

$$\begin{aligned} \sum_{l=0}^{l_0-1} \frac{E(\|Y_l - Y_{l-1}\|_H^2)}{pl} &\leq \frac{8c}{\alpha k} + \frac{12c}{k} \sum_{l=1}^{l_0-1} (l+1)^\delta \\ &\leq \frac{8c}{\alpha k} + \frac{12c}{k(\delta+1)} (l_0+1)^{\delta+1}, \end{aligned}$$

where the second equation follows from the inequality $(\delta+1)l^\delta \leq (l+1)^{\delta+1} - l^\delta$ for $l \geq 1$. Because l_0 satisfies (F.1), Lemma F.1 shows that (F.2) is valid for l_0 . It follows that

$$\begin{aligned} \sum_{l=0}^{\infty} \frac{E(\|Y_l - Y_{l-1}\|_H^2)}{pl} &\leq \frac{8c}{\alpha k} + \frac{12c}{k(\delta+1)} (l_0+1)^{\delta+1} + \frac{24c}{k^{\delta+2}} \\ &\leq \frac{11c}{\alpha k} + \frac{6c}{k} (l_0+1)^{\delta+1}, \end{aligned}$$

where the second equation follows from the inequalities $\delta > 1$, $k \geq 2$ and $\alpha \leq 1/2$. On the other hand, $2^{l_0-1} < \phi^2$ by the definition of l_0 . Hence $l_0 - 1 \leq 2 \ln(\phi)/\ln(2)$. As $2/\ln(2) \leq 3$, it follows that $l_0 \leq 3 \ln(\phi) + 1$. Hence

$$\begin{aligned} \sum_{l=0}^{\infty} \frac{E(\|Y_l - Y_{l-1}\|_H^2)}{pl} &\leq \frac{11c}{\alpha k} + \frac{6c}{k} (3 \ln(\phi) + 2)^{\delta+1} \\ &\leq \frac{11c}{\alpha k} + \frac{6c}{k} (4 \ln(\phi))^{\delta+1}, \end{aligned}$$

where the second equation follows from the inequalities $2 \leq \ln(24)$ and $24 \leq \phi$. Thus the conditions of Corollary 3.1 are satisfied for $(Y_l, l \geq 0)$. This implies that Z_k is square-integrable and that (3.5) holds. Furthermore, $E(Z_k) = \theta^* - E(\bar{\theta}_k)$ since $E(Y_l) \rightarrow \theta^* - E(\bar{\theta}_k)$ as l goes to infinity.

Assume now that $k \geq \phi \ln(\phi)$. Then $l_0 = 0$ satisfies (F.1), and Lemma F.1 implies that

$$\sum_{l=0}^{\infty} \frac{E(\|Y_l - Y_{l-1}\|_H^2)}{p_l} \leq \frac{24c}{k^{\delta+2}} \exp(-\alpha \xi k/2).$$

Using Corollary 3.1 implies (3.7).

G Proof of Theorem 3.2

We first prove the upper bound on T_k . Given $l \geq 0$, it follows from (3.1) and (3.2) that $f_{k,l+1} - f_{k,l}$ can be sampled by simulating (x_t, y_t) , $-\tau(k, l+1) \leq t \leq -1$. This takes $\tau(k, l+1)$ time. As $\tau(k, l) \leq k2^{l+1}$ for $l \geq 0$, given N , the time to simulate Z_k is at most $4k2^N$. Hence, for $k \geq 2$, we have

$$\begin{aligned} T_k &\leq 4k \sum_{l=0}^{\infty} 2^l p_l \\ &\leq 4k \sum_{l=0}^{\infty} \frac{1}{(l+1)^\delta} \\ &\leq \frac{4\delta k}{\delta-1}, \end{aligned}$$

where the second equation follows from (3.4) and the last one from the inequality $(l+1)^{-\delta} \leq \int_l^{l+1} u^{-\delta} du$ for $l \geq 1$. As the time to simulate $\bar{\theta}_k$ is at most k , the bound on \hat{T}_k follows immediately from the definition of \hat{f}_k .

Since Q and Z'_k are independent, we have $E(QZ'_k) = qE(Z'_k)$. Using Lemma 3.3, this implies that $E(\hat{f}_k) = \theta^*$. On the other hand, for $k \geq 2$, in view of the independence of $\bar{\theta}_k$ and of QZ'_k , we have

$$\text{Var}_H(\hat{f}_k) = \text{Var}_H(\bar{\theta}_k) + \text{Var}_H(q^{-1}QZ'_k).$$

By (2.14) and the definition of c , we have

$$\begin{aligned} \text{Var}_H(\bar{\theta}_k) &\leq \frac{16c}{k - s(k)} \\ &\leq \frac{16c}{\alpha k}, \end{aligned}$$

where the second equation follows from the inequality $\alpha \leq 1/2$. Moreover,

$$\begin{aligned} \text{Var}_H(q^{-1}QZ'_k) &\leq E(\|q^{-1}QZ'_k\|_H^2) \\ &= q^{-1}E(\|Z_k\|_H^2) \\ &\leq \frac{1}{qk} \left(\frac{11c}{\alpha} + 6c \left(4 \ln \left(\frac{4\delta + 8}{\alpha \xi} \right) \right)^{\delta+1} \right), \end{aligned}$$

where the last equation follows from (3.5). Consequently,

$$\text{Var}_H(\hat{f}_k) \leq \frac{1}{qk} \left(\frac{27c}{\alpha} + 6c \left(4 \ln \left(\frac{4\delta + 8}{\alpha \xi} \right) \right)^{\delta+1} \right).$$

Using (2.3) and the equality $E(\hat{f}_k) = \theta^*$ implies (3.8).

H Proof of Proposition 3.1

We show by induction on t that, for $m \leq t \leq 0$, we have

$$\eta_t = \frac{1}{\min(m', t) + 1 - m} \sum_{h=m}^{\min(m', t)} \theta_{h:t}. \quad (\text{H.1})$$

When $t = m$, the two sides of (H.1) are equal to θ_0 , thus (H.1) holds. Assume now that (H.1) holds for t , with $m \leq t \leq -1$. We show that (H.1) holds for $t + 1$ by distinguishing the cases where $m \leq t \leq m' - 1$ and where $m' \leq t \leq -1$.

Suppose first that $m \leq t \leq m' - 1$. By (3.12),

$$\eta_{t+1} = \frac{1}{t + 2 - m} ((t + 1 - m)(P_t \eta_t + \gamma y_t x_t) + \theta_0), \quad (\text{H.2})$$

where P_t is defined via (B.1). On the other hand, the induction hypothesis shows that

$$\begin{aligned} P_t \eta_t + \gamma y_t x_t &= \frac{1}{t + 1 - m} P_t \left(\sum_{h=m}^t \theta_{h:t} \right) + \gamma y_t x_t \\ &= \frac{1}{t + 1 - m} \sum_{h=m}^t (P_t \theta_{h:t} + \gamma y_t x_t) \\ &= \frac{1}{t + 1 - m} \sum_{h=m}^t \theta_{h:t+1}, \end{aligned}$$

where the last equation follows from (3.1). Together with (H.2), it follows that

$$\begin{aligned} \eta_{t+1} &= \frac{1}{t + 2 - m} \left(\left(\sum_{h=m}^t \theta_{h:t+1} \right) + \theta_0 \right) \\ &= \frac{1}{t + 2 - m} \sum_{h=m}^{t+1} \theta_{h:t+1}. \end{aligned}$$

Thus, (H.1) holds $t + 1$.

Assume now that $m' \leq t \leq -1$. Then,

$$\begin{aligned} \eta_{t+1} &= P_t \eta_t + \gamma y_t x_t \\ &= \frac{1}{m' + 1 - m} P_t \left(\sum_{h=m}^{m'} \theta_{h:t} \right) + \gamma y_t x_t \\ &= \frac{1}{m' + 1 - m} \sum_{h=m}^{m'} (P_t \theta_{h:t} + \gamma y_t x_t) \\ &= \frac{1}{m' + 1 - m} \sum_{h=m}^{m'} \theta_{h:t+1}, \end{aligned}$$

where the first equation follows from (3.12) and the second one from the induction hypothesis. Thus, (H.1) holds for $t + 1$ in this case as well. Applying (H.1) with $t = 0$ completes the proof.