

Highlights

Improving Execution Concurrency in Partial-Order Plans via Block-Substitution

Sabah Binte Noor, Fazlul Hasan Siddiqui

- Defining necessary and sufficient conditions for non-concurrency action constraints in a partial-order plan (POP) to enable parallel execution of its actions.
- Improving a plan's flexibility of executing actions in parallel by substituting its subplan with actions outside the plan with respect to the corresponding planning problem.

Improving Execution Concurrency in Partial-Order Plans via Block-Substitution

Sabah Binte Noor^{a,*}, Fazlul Hasan Siddiqui^a

^a*Department of Computer Science and Engineering, Dhaka University of Engineering & Technology, Gazipur, 1700, Bangladesh*

Abstract

Partial-order plans in AI planning facilitate execution flexibility and several other tasks, such as plan reuse, modification, and decomposition, due to their less constrained nature. A Partial-Order Plan (POP) allows two actions with no ordering between them, thus providing the flexibility of executing actions in different sequences. This flexibility can be further extended by enabling parallel execution of actions in a POP to reduce its overall execution time. While extensive studies exist on improving the flexibility of a POP by optimizing its action orderings through plan deordering and re-ordering, there has been limited focus on the flexibility of executing actions concurrently in a plan. Execution concurrency in a POP can be achieved by incorporating action non-concurrency constraints, specifying which actions can not be executed in parallel. This work formalizes the conditions for non-concurrency constraints to transform a POP into a parallel plan. We also introduce an algorithm to enhance the plan's concurrency by optimizing resource utilization through substitutions of its subplans with respect to the corresponding planning task. Our algorithm employs block deordering that eliminates orderings in a POP by encapsulating coherent actions in blocks, and then exploits blocks as candidate subplans for substitutions. Experiments over the benchmark problems from International Planning Competitions (IPC) exhibit significant improvement in plan concurrency, specifically,

*Corresponding author

Email addresses: `sabah@duet.ac.bd` (Sabah Binte Noor), `siddiqui@duet.ac.bd` (Fazlul Hasan Siddiqui)

with improvement in 25% of the plans, and an overall increase of 2.1% in concurrency.

Keywords: Partial-order planning, Parallel Plan, Block deordering, Plan deordering, Block Substitution

1. Introduction

AI planning automates reasoning about a plan (i.e., a sequence of actions), specifically the reasoning about formulating a plan to achieve a desired goal from a given situation [1]. Plans are primarily categorized into sequential plans and partial-order plans (POP). A sequential plan specifies a set of actions in a strict sequential order, whereas a partial-order plan allows two actions to be executed in any order. Thus, partial-order plans are less constrained in terms of action ordering, and provide an agent the flexibility to select from various actions during execution. However, a POP, in general, does not allow two actions to be executed in parallel. Bäckström [2] introduces *non-concurrency constraints*, specifying which actions can not be executed in parallel, to enable executing actions concurrently in a POP. This work establishes the necessary and sufficient conditions for a non-concurrency constraint between two actions in a POP. Furthermore, we enhance the plan's *concurrency* (i.e., the flexibility of executing actions in parallel) by optimizing resource utilization through the substitutions of its subplans with respect to the planning problem.

The actions that are executable simultaneously in a plan are referred to as *concurrent (or parallel)* actions, and the plan that allows such actions is called a parallel plan. Knoblock classifies parallel plans into various categories [3]. The most general class of parallel plans includes those where the parallel actions interact in some specific ways. Two actions are interacting if and only if they need to be executed in parallel or overlap in a specific manner for the plan to succeed. We focus on a more restricted class of parallel plans that do not involve interacting actions. In this class of parallel plans, the effects of executing the actions in any order are identical to the effects of executing the actions concurrently with respect to the goal for the corresponding planning task. Knoblock defines these actions as *independent relative to a goal* [3]. We adopt this class of parallel plans to exploit potential parallelism and reduce the overall plan execution duration, not because the planning problem

requires parallelism for the plan to succeed. Therefore, this study addresses only the possible parallelism; necessary parallelism is out of the scope of this paper.

Two unordered actions in a partial-order plan can be executed in either order without affecting the plan’s validity, but there is no guarantee that the plan will remain valid if the actions are executed in parallel. To execute unordered actions in parallel, we must ensure that there is no resource conflict. When two actions require the same reusable resources, the traditional partial-order plan does not often capture these resource conflicts. This scenario occurs when the resource is available before executing an action and becomes available again after the action has been executed. This enables the two actions to be executed in any order but not in parallel. Researchers have proposed various approaches in the literature to address resource conflicts in a parallel plan. Regnier and Fade [4, 5] presented an algorithm for converting a sequential plan into a definite plan, in which all unordered actions are allowed to execute in parallel. This algorithm is a special case of an algorithm proposed earlier by Pednault [6]. These algorithms add orderings between those unordered actions that cannot be executed in parallel, resulting in an over-constrained POP.

To resolve this issue, Bäckström [2] distinguishes parallel execution from action unorderedness by incorporating non-concurrency constraints alongside the ordering constraints in a parallel plan. While the works of Bäckström, as well as Regnier and Fade, have outlined some necessary conditions for a non-concurrency constraint between two actions, these conditions alone are not sufficient, which will be further elaborated in Section 3. Another common approach is to model resource conflicts explicitly in the problem descriptions. Knoblock uses a list in the PDDL [1] action definition to describe the resources utilized by an action [3]. This resource list represents non-concurrency constraints: actions that employ the same resource cannot be executed at the same time. Then, their work modifies the UCPOP planner [7] to enforce these resource constraints. Boutilier and Brafman include a *concurrent action list* in the specification of an action to model which actions must be executed and which must not be executed concurrently with that particular action [8, 9]. They also propose a partial-order planner capable of integrating such actions. Though their proposed language has several limitations [10], their work demonstrates a way to model multi-agent planning with minimal changes to a single-agent base language (STRIPS). Their

representation has been later extended to several applications of multi-agent planning [11].

Most of these existing approaches are devised in STRIPS, which describes a planning task using propositions. Though STRIPS is powerful due to its simplicity and is appropriate for general problem solvers, it does not advise any explicit relationship among the objects in a planning task. In contrast, Finite Domain Representation (FDR) [12] can capture the associations among a planning task’s objects by describing the task using multi-valued, finite-domain discrete state variables. In this work, we establish the necessary and sufficient conditions for non-concurrency constraints in parallel plans using FDR variables without requiring any change in the PDDL problem descriptions for classical planning.

This work also introduces a novel algorithm that minimizes non-concurrency action constraints in a plan, thereby improving the plan’s parallel execution flexibility. To achieve this, we adopt a post-processing technique that minimizes both ordering and non-concurrency action constraints in a given sequential plan. Our approach employs deordering techniques, such as Explanation-based Order Generalization (EOG) [13, 14] and block deordering [15], to eliminate action orderings in a plan. EOG generates a POP from a sequential plan in polynomial time by preserving only the necessary orderings in a plan. Block deordering eliminates further ordering constraints from a POP by encapsulating coherent action sets (i.e., subplans) into blocks, resulting in a hierarchical structured plan named Block Decomposed Partial-Order (BDPO) plan. Then, we exploit blocks as candidate subplans for substitutions to minimize non-concurrency constraints in the corresponding BDPO plan. In previous works [15, 16], the flexibility of executing actions in different sequences is calculated by the ratio of the number of unordered action pairs to the total number of action pairs and is referred to as *flex*. Similarly, we estimate the concurrency of a plan, called *cflex*, by the ratio of the number of concurrent action pairs to the total number of action pairs.

Example 1. *Let us consider the Elevator domain, where tasks are to transfer passengers from one floor to another using lifts. The plan, presented in Figure 1(a) from this domain moves passenger p1 and p2 from floor n2 to n3, and passenger p3 from floor n1 to n2 using lift e1. Actions `move_up` and `move_down` move a lift up and down by one floor, respectively. On the other hand, actions `board` and `leave` take a passenger in and out of a lift on a*

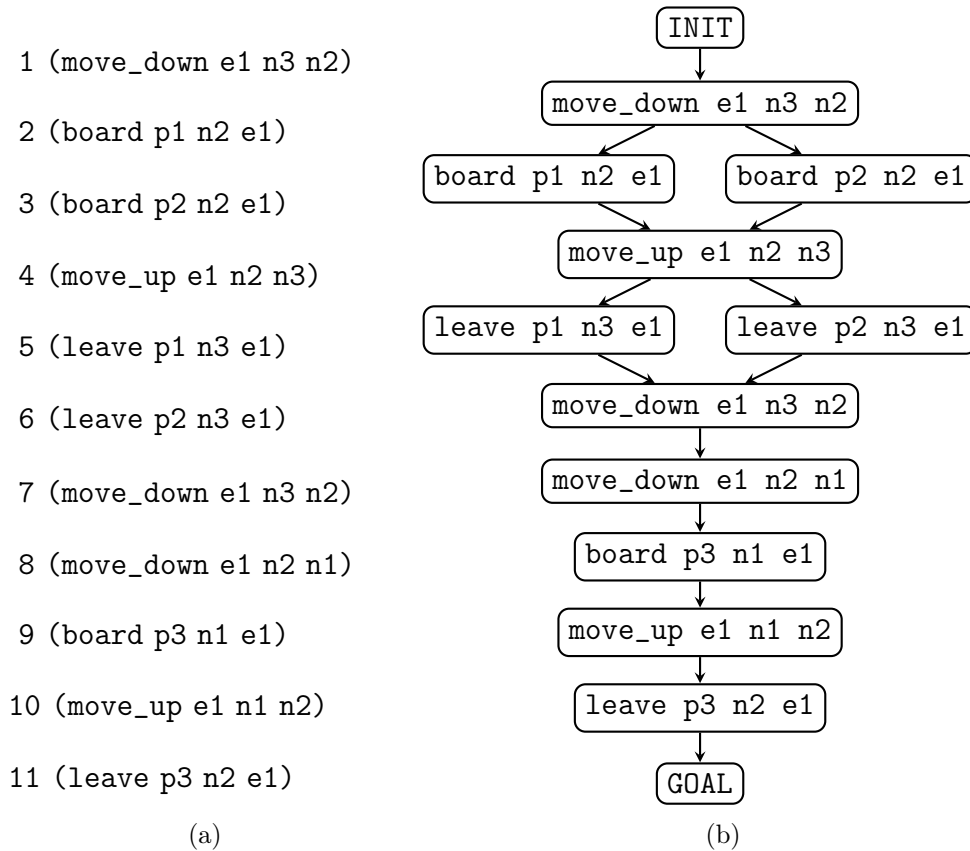


Figure 1: (a) A sequential plan from *Elevator* domain, where a lift *e1* transfers passengers *p1* and *p2* from floor *n2* to *n3*, and passenger *p3* from floor *n1* to *n2*. (b) A partial-order plan with *flex* and *cflex* values of 0.037, generated from the sequential plan in (a) using EOG.

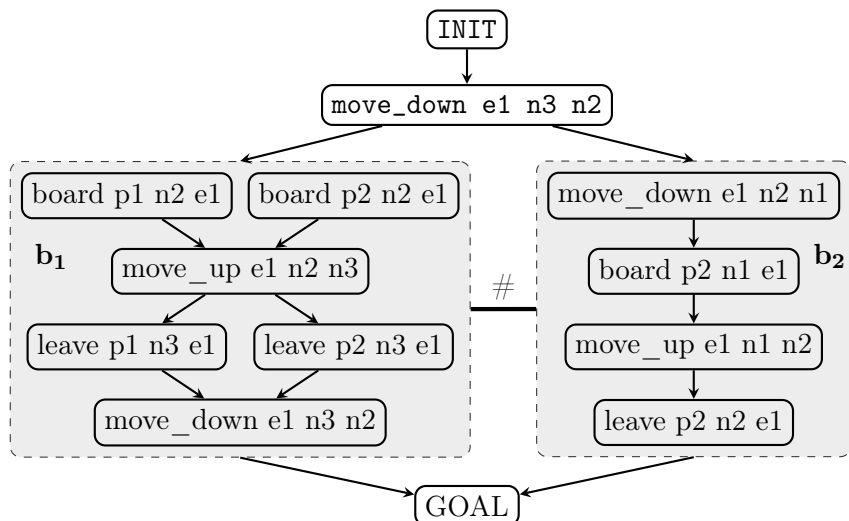


Figure 2: A block-decomposed partial-order (BDPO) plan, generated from the POP in Figure 1(b), allows the unordered blocks, b_1 and b_2 , to be executed in any order but not in parallel, yielding a *flex* of 0.47 and a *cflex* of 0.037.

specific floor, respectively.

Figure 1(b) shows a partial-order plan, generated from the sequential plan in Figure 1(a) using EOG. The POP in Figure 1(b) has two pairs of unordered and parallel actions: i) board p1 n2 e1 and board p2 n2 e1, and ii) leave p1 n3 e1 and leave p2 n3 e1, yielding *flex* and *cflex* values of 0.037. Block deordering can eliminate more orderings from this POP by constructing two blocks b_1 and b_2 over actions 2 to 7 and 8 to 11, respectively. Blocks b_1 and b_2 have no ordering in the resultant BDPO plan (presented in Figure 2), resulting in a *flex* of 0.47. However, these two blocks cannot be executed in parallel as they use the same resource, lift e1. Hence, these blocks have a non-concurrency constraint, represented using #. Therefore, the BDPO plan still has a *cflex* value of 0.037.

If a second lift e2 exists, we can enhance the concurrency of this BDPO plan by substituting blocks. Considering that the lift e2 is initially on floor n1, we can replace the block b_2 with the following subplan by encapsulating it in another block b'_2 .

- 1 (board p2 n1 e2)
- 2 (move_up e2 n1 n2)

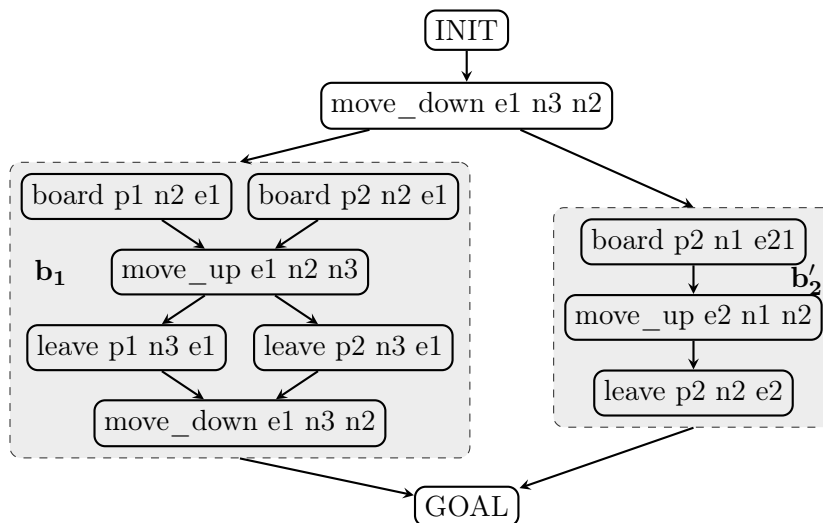


Figure 3: Substituting block b_2 in the BDPO plan (presented in Figure 2) with the block b'_2 allows the unordered blocks b_1 and b'_2 to be executed in any order, increasing the plan *cflex* from 0.037 to 0.47.

3 (leave p2 n2 e2)

*This substitution allows blocks b_1 and b'_2 to be executed in parallel since these two blocks are using two different lifts (shown in Figure 3), thus improving the *cflex* from 0.037 to 0.47.*

This simple example illustrates how block deordering and block substitution can improve the parallel execution flexibility of a plan. We implement our methodology on the code base of the Fast Downward planning system [17]. Since our approach does not require any change in PDDL problem descriptions for classical planning, we are able to employ and experiment our algorithms on the International Planning Competitions (IPC) benchmark problems.

2. Preliminaries

This section explains the semantics of a planning task, partial-order planning, and parallel plan. We also present the related plan deordering techniques (e.g., EOG and block deordering), and block substitution strategy [18].

2.1. Planning Task

This paper considers classical planning in Finite Domain Representation (FDR) [17]. FDR represents a planning task using a set of state variables and their corresponding values. Planning tasks are commonly described using Planning Domain Definition Language (PDDL) [1], which can be automatically converted into FDR [12].

Definition 1. A *planning task in FDR* is a 4-tuple $\Pi = \langle \mathcal{V}, O, s_0, s_* \rangle$ where:

- \mathcal{V} is a finite set of **state variables**, each with an associated finite domain \mathcal{D}_v . A **fact** is a pair $\langle v, d \rangle$ with $v \in \mathcal{V}$ and $d \in \mathcal{D}_v$. A **state** is a function s defined on \mathcal{V} , where for all $v \in \mathcal{V}$, there must be $s(v) \in \mathcal{D}_v$. We often notationally treat a state as a set of facts. A **partial state** is essentially the function s but defined only on a subset of \mathcal{V} , denoted as $\text{vars}(s)$.
- O is a finite set of **operators**. Each operator o has an associated partial state $\text{pre}(o)$ called its **precondition**, an associated partial state $\text{eff}(o)$ called its **effect**, and an associated nonnegative number $\text{cost}(o) \in \mathbb{R}_0^+$ called its **cost**.
- s_0 is the **initial state**,
- s_* is a partial state representing **goal conditions**.

An operator o is applicable in a state s iff $\text{pre}(o) \subseteq s$, and applying o in s yields another state $\hat{s} = \text{apply}(o, s)$. In the state \hat{s} , the value of v is d for each $\langle v, d \rangle \in \text{eff}(o)$.

A plan π is a sequence of operators $\langle o_1, o_2, \dots, o_i, \dots, o_n \rangle$ and is valid for a planning task Π iff,

1. $\text{pre}(o_1) \subseteq s_0$,
2. $\forall i \in \{1, 2, \dots, n-1\} \text{pre}(o_{i+1}) \subseteq s_i$, where $s_i = \text{apply}(o_i, s_{i-1})$, and
3. $s_* \subseteq s_n$.

FDR refers to ground actions as operators (Definition 1). Therefore, from this point forward, we will use "operator" instead of "action". A FDR operator does not explicitly state its add or delete effects. Definition 2 specifies the facts that an operator consumes, produces and deletes. An operator o

produces a fact $\langle v, d \rangle$ if $\langle v, d \rangle$ belongs to o 's effect. On the other hand, o deletes a fact $\langle v, d \rangle$ if o changes the value of v from d to another value.

Definition 2. *The set of facts that are consumed, produced, and deleted by an operator o are denoted as $\mathbf{cons}(o)$, $\mathbf{prod}(o)$, and $\mathbf{del}(o)$, respectively.*

- A fact $\langle v, d \rangle \in \mathbf{cons}(o)$ iff $\langle v, d \rangle \in \mathbf{pre}(o)$.
- A fact $\langle v, d \rangle \in \mathbf{prod}(o)$ iff $\langle v, d \rangle \in \mathbf{eff}(o)$.
- A fact $\langle v, d \rangle \in \mathbf{del}(o)$ iff
 1. Either $v \notin \mathbf{vars}(\mathbf{cons}(o))$ or $\mathbf{cons}(o)(v) = d$, and
 2. $\mathbf{eff}(o)(v) = d'$ s.t. $d' \in (\mathcal{D}_v \setminus \{d\})$.

When an operator o does not consume a fact with variable v (i.e., $v \notin \mathbf{vars}(\mathbf{cons}(o))$) and sets the variable v to a value other than d , the state in which o is applied determines whether o deletes $\langle v, d \rangle$ or not. Since the current state is unavailable, Definition 2 states that o deletes $\langle v, d \rangle$ in this scenario to prevent the possibility of overlooking a potential deleter. This definition will be expanded further in the subsequent section.

2.2. Partial-Order Planning

A partial-order plan (POP) allows unordered operators to be executed in any sequence by specifying a partial order over its operators. Though an operator can appear more than once in a POP, Definition 3 defines a POP w.r.t, a planning task $\Pi = \langle \mathcal{V}, \mathcal{O}, s_0, s^* \rangle$, assuming that every operator is uniquely identifiable.

Definition 3. *A **partial-order plan** is a 2-tuple $\pi_{pop} = \langle \mathcal{O}, \prec \rangle$ where:*

- \mathcal{O} is a set of operators.
- \prec is a set of ordering constraints over \mathcal{O} . An **ordering constraint** between a pair of operators, o_i and o_j s.t. $o_i, o_j \in \mathcal{O}$, written as $o_i \prec o_j$, states that the operator o_i must be executed anytime before the operator o_j .

The ordering constraint \prec is transitive, meaning that if $o_i \prec o_j$ and $o_j \prec o_k$, then $o_i \prec o_k$. An ordering $o_i \prec o_j$ is considered a basic ordering if it is not transitively implied by other orderings in \prec . A linearization of π_{pop} is a total ordering of the operators in \mathcal{O} .

To form a POP's ordering structure, the *producer-consumer-threat* (PCT) formalism [19] first identifies which operators produce, consume, or delete which facts, and then maps each precondition of an operator to another operator's effect by constructing operator orderings. These orderings are referred to as causal links. A threat occurs when an operator o_t deletes a fact, and can be executed between two operators o_i and o_j , where a causal link exists from operator o_i to operator o_j for providing the fact.

Definition 4. A **causal link** between o_i and o_j , written as $o_i \xrightarrow{\langle v, d \rangle} o_j$, specifies that $o_i \prec o_j$ and the operator o_i provides a fact $\langle v, d \rangle$ to the operator o_j where $\langle v, d \rangle \in (\text{prod}(o_i) \cap \text{cons}(o_j))$.

Definition 5. A **threat** represents a conflict between an effect of an operator o_t and a causal link $o_i \xrightarrow{\langle v, d \rangle} o_j$. Operator o_t **threatens** $o_i \xrightarrow{\langle v, d \rangle} o_j$ if o_t deletes $\langle v, d \rangle$ and can be ordered between o_i and o_j .

A threat between an operator o_t and a causal link $o_i \xrightarrow{\langle v, d \rangle} o_j$ can be resolved either by a **promotion**, adding an ordering constraint $o_t \prec o_i$, or by a **demotion**, adding an ordering constraint $o_j \prec o_t$. A POP π is valid iff every operator precondition is supported by a causal link with no threat [20].

Siddiqui and Haslum [15] introduce three labels, namely *PC*, *CD*, and *DP*, to annotate the ordering constraints in a POP, defined as follows.

Definition 6. Let $\pi_{pop} = \langle \mathcal{O}, \prec \rangle$ be a partial-order plan, and $Re(o_i \prec o_j)$ be the set of ordering constraints between two operators o_i and o_j . $Re(o_i \prec o_j)$ can be formed due to three types of reasons, labeled as **PC**, **CD**, and **DP**.

- $PC(\langle v, d \rangle)$: *Producer-consumer* of a fact $\langle v, d \rangle$, $PC(\langle v, d \rangle) \in Re(o_i \prec o_j)$, occurs when o_i produces $\langle v, d \rangle$ and o_j consumes $\langle v, d \rangle$. Multiple operators may produce $\langle v, d \rangle$, and similarly, multiple operators can also consume $\langle v, d \rangle$. *PC* assigns one operator o_i to achieve $\langle v, d \rangle$ for the operator o_j .
- $CD(\langle v, d \rangle)$: *Consumer-deleter* of a fact $\langle v, d \rangle$, $CD(\langle v, d \rangle) \in Re(o_i \prec o_j)$, occurs when operator o_i consumes the fact $\langle v, d \rangle$ and o_j also deletes $\langle v, d \rangle$.
- $DP(\langle v, d \rangle)$: *Deleter-producer* of a fact $\langle v, d \rangle$, $DP(\langle v, d \rangle) \in Re(o_i \prec o_j)$, occurs when an operator o_i deletes $\langle v, d \rangle$ and there is at least one causal

$link\ o_j \xrightarrow{\langle v, d \rangle} o_k$ for some operator $o_k \in \mathcal{O}$.

PC represents the causal links whereas CD and DP signify the demotion and promotion orderings, respectively, in a POP. These labels help to identify and trace the reasoning behind orderings within a POP.

2.3. Parallel Plan

Bäckström formalizes parallel plans by including an extra relation in partial-order plans [19]. This relation specifies which unordered operators cannot be executed concurrently. Following Bäckström, we give the definition of parallel plans.

Definition 7. A **parallel plan** is a triple $\pi_{\mathcal{P}} = \langle \mathcal{O}, \prec, \# \rangle$, where $\langle \mathcal{O}, \prec \rangle$ is a partial-order plan, and $\#$ is an irreflexive, symmetric relation on \mathcal{O} . A definite parallel plan is a parallel plan $\pi_{\mathcal{P}} = \langle \mathcal{O}, \prec, \# \rangle$ such that $\# \subseteq (\prec \cup \prec^{-1})$.

The relation, denoted by $\#$, represents non-concurrency constraints over the operators of a plan. A non-concurrency constraint between a pair of operators, o_i and o_j , written as $o_i \# o_j$, states that o_i and o_j can not be executed in parallel. The relation $\#$ is irreflexive, meaning that an operator can not have a non-concurrency constraint with itself. Additionally, $\#$ is symmetric, implying that if there's a non-concurrency constraint $o_i \# o_j$ between two operators o_i and o_j , then $o_j \# o_i$ also holds. Notably, an ordering constraint between two operators in a plan implicitly implies a non-concurrency constraint between them. However, $\#$ specifies whether an operator pair can be executed in parallel or not, in general. Though two ordered operators in a plan can not be executed concurrently, it does not necessarily mean that the operators can not be executed in parallel in different plans. Hence, $o_i \prec o_j$ does not necessarily imply $o_i \# o_j$.

A definite parallel plan is a parallel plan $\pi_{\mathcal{P}} = \langle \mathcal{O}, \prec, \# \rangle$ where there is no non-concurrency constraint in any pair of unordered operators (i.e. $\# \subseteq (\prec \cup \prec^{-1})$). In other words, POPs in which all unordered operators are parallel are definite parallel plans.

This work improves the execution concurrency of a plan by minimizing the non-concurrency constraints in a POP. Since two ordered operators cannot be executed in parallel within a given plan, minimizing ordering constraints

is also crucial for enhancing the plan’s concurrency. We employ plan deordering techniques, such as Explanation-based Order Generalization (EOG) and block deordering, to reduce the ordering constraints in the plan.

2.4. Plan Deordering and Reordering

Optimizing orderings in a POP has been studied through *plan deordering* and *reordering*. Following Bäckström [19], Definition 8 formally presents the notions of deordering and reordering of a POP, assuming that the POP is transitively closed.

Definition 8. Let $P = \langle \mathcal{O}, \prec \rangle$ and $Q = \langle \mathcal{O}, \prec' \rangle$ be two partial-order plans for a planning task Π , then:

- Q is a **deordering** of P w.r.t. Π iff P and Q are both valid POPs and $\prec' \subseteq \prec$.
- Q is a **reordering** of P w.r.t. Π iff P and Q are both valid POPs.
- Q is a **minimum deordering** of P w.r.t. Π iff
 1. Q is a deordering of P , and
 2. there exists no POP $R = \langle \mathcal{O}, \prec'' \rangle$ s.t. R is a deordering of P and $|\prec''| < |\prec'|$.
- Q is a **minimum reordering** of P w.r.t. Π iff
 1. Q is a reordering of P , and
 2. there exists no POP $R = \langle \mathcal{O}, \prec'' \rangle$ s.t. R is a reordering of P and $|\prec''| < |\prec'|$.

Though MaxSAT-based reorderings [16, 21, 22] can generate minimum reordering of a plan, these techniques are infeasible for large-scale plans due to their computation cost. In contrast, deordering strategies, such as Explanation-based Order Generalization (EOG) and block deordering, have trivial computational times. Therefore, we employ EOG and block deordering to minimize operator orderings in a plan.

2.4.1. Explanation-based Order Generalization

Explanation-based ordering generalization (EOG) [13, 14] constructs a validation structure of a plan by establishing a causal link for every precondition

Algorithm 1 EOG

```
1: Input: a valid sequential plan  $\pi = \langle o_1, \dots, o_n \rangle$ 
2: Output: a valid partial-order plan
3: for  $1 < i \leq n$  do ▷ Constructing validation structure
4:   for  $\langle v, d \rangle \in \text{cons}(o_i)$  do
5:     find min  $k < i$  s.t.,
        1.  $\langle v, d \rangle \in \text{prod}(o_k)$ 
        2. there is no  $j$  s.t.  $k < j < i$  and  $\langle v, d \rangle \in \text{del}(o_j)$ .
6:     add  $o_k \xrightarrow{\langle v, d \rangle} o_i$  to  $\prec$ 
7:   end for
8: end for
9: for all  $o_i, o_j \in \pi$  s.t.  $i < j$  do ▷ Resolving threats
10:  add  $\langle o_i \prec o_j \rangle$  to  $\prec$  if there exists an operator  $o_k$ , for which
    one of the following conditions is true,
        1.  $o_k \xrightarrow{\langle v, d \rangle} o_i$  to  $\prec$  and  $o_j$  deletes the fact  $\langle v, d \rangle$ 
        2.  $o_j \xrightarrow{\langle v, d \rangle} o_k$  to  $\prec$  and  $o_i$  deletes the fact  $\langle v, d \rangle$ 
11: end for
```

of its operators. Then, it adds *promotion* or *demotion* orderings to resolve any threats to the causal links.

Let π be a sequential plan for a planning task $\Pi = \langle \mathcal{V}, O, s_0, s_* \rangle$. EOG, presented in Algorithm 1, includes two extra operators o_I and o_G in π to replicate the initial state and goal conditions such that $\text{pre}(o_I) = \emptyset$, $\text{eff}(o_I) = s_0$, $\text{pre}(o_G) = s_*$, $\text{eff}(o_G) = \emptyset$, $o_I \prec o_G$ and for all operators $o \in (\pi \setminus \{o_I, o_G\})$, $o_I \prec o \prec o_G$. Then, it establishes the causal links (lines 3-8) and resolves threats (lines 9-11) using promotions and demotions. This algorithm binds the earliest producers to causal links to reduce the chance of unnecessary transitive orderings.

2.5. Block Deordering

Block deordering [15] removes ordering constraints in a POP by grouping coherent operators into blocks, thus converting the POP into a block decomposed partial-order (BDPO) plan. Following Noor and Siddiqui [18], we use block semantics under FDR encoding.

A block encapsulates a set of operators, and a POP incorporating blocks

is called a block decomposed partial-order (BDPO) plan. Operators of two disjoint blocks in a BDPO plan cannot interleave with each other, thus allowing the execution of the unordered blocks in any order. Blocks can also be nested, i.e., a block can contain one or more blocks, but they are not allowed to overlap.

Definition 9. A *block decomposed partial-order plan* is a 3-tuple $\pi_{bdp} = \langle \mathcal{O}, \mathcal{B}, \prec \rangle$ where \mathcal{O} is a set of operators, \mathcal{B} is a set of blocks, and \prec is a set of ordering constraints over \mathcal{O} . Let $b \in \mathcal{B}$ be a block comprising a set of operators such that for any two operators $o, o' \in b$, where $o \prec o'$, there exists no other operator $o'' \notin b$ with $o \prec o'' \prec o'$. If $b_i, b_j \in \mathcal{B}$ are two blocks, then only one of these three relations, $b_i \subset b_j$, $b_j \subset b_i$, $b_i \cap b_j = \emptyset$ can be true.

A block can be described by its precondition and its effects. A block b has a fact $\langle v, d \rangle$ as its precondition if an operator $o \in b$ consumes $\langle v, d \rangle$, and no other operator in b provides $\langle v, d \rangle$ to the operator o . On the other hand, the block b has the fact $\langle v, d \rangle$ as an effect if an operator $o \in b$ produces $\langle v, d \rangle$ and no other operator in b that follows o changes the value of v .

Definition 10. Let $\pi_{bdp} = \langle \mathcal{O}, \mathcal{B}, \prec \rangle$ be a BDPO plan, where $b \in \mathcal{B}$ be a block. The *block semantics* are defined as,

- A fact $\langle v, d \rangle \in pre(b)$ iff there is an operator $o \in b$ with $\langle v, d \rangle \in pre(o)$, and b has no other operator o' such that there exists a causal link $o' \xrightarrow{\langle v, d \rangle} o$.
- A fact $\langle v, d \rangle \in eff(b)$ iff there exists an operator $o \in b$ with $\langle v, d \rangle \in eff(o)$, and no operator $o' \in b$ has an effect $\langle v, d' \rangle$ where $o \prec o'$ and $d' \in (\mathcal{D}_v \setminus \{d\})$.

According to the Definition 10, a block can have multiple facts over one variable as its effects. Assume, a block b has two unordered operators o and o' , where $\langle v, d \rangle \in eff(o)$ and $\langle v, d' \rangle \in eff(o')$ such that $d \neq d'$. In this situation, the block b has both $\langle v, d \rangle$ and $\langle v, d' \rangle$ as its effects. This is to specify the facts that a block produces or deletes (Definition 11).

Definition 11. The set of facts that are consumed, produced, and deleted by a block b are denoted as **cons**(b), **prod**(b), and **del**(b), respectively.

- A fact $\langle v, d \rangle \in cons(b)$, iff $\langle v, d \rangle \in pre(b)$.
- A fact $\langle v, d \rangle \in prod(b)$, iff

1. $\langle v, d \rangle \notin \text{cons}(b)$,
 2. $\langle v, d \rangle \in \text{eff}(b)$, and
 3. $\langle v, d' \rangle \notin \text{eff}(b)$ where $d' \in (\mathcal{D}_v \setminus \{d\})$.
- A fact $\langle v, d \rangle \in \text{del}(b)$, iff
 1. Either $v \notin \text{vars}(\text{cons}(b))$ or $\text{cons}(b)(v) = d$, and
 2. $\langle v, d' \rangle \in \text{eff}(b)$, where $d' \in (\mathcal{D}_v \setminus \{d\})$.

The notation $b_i \prec b_j$, where b_i and b_j are two blocks in a BDPO plan, indicates that there exists two operators o and o' such that $o \in b_i$, $o' \in b_j$, and $o \prec o'$. We can also use the *PC*, *CD*, and *DP* labels (Definition 6) to annotate the orderings between blocks. The following definition introduces the concepts of "candidate producer" and "earliest candidate producers" for a block's precondition, which will be used in the forthcoming algorithms.

Definition 12. Let $\pi_{bdp} = \langle \mathcal{O}, \mathcal{B}, \prec \rangle$ be a BDPO plan, and $b_i, b_j \in \mathcal{B}$ be two blocks, where $\langle v, d \rangle \in \text{cons}(b_j)$,

- Block b_i is a **candidate producer** of a fact $\langle v, d \rangle$ for b_j if
 1. $\langle v, d \rangle \in \text{prod}(b_i)$,
 2. $b_i \prec b_j$, and there exists no block $b_k \in \mathcal{B}$ with $\langle v, d \rangle \in \text{del}(b_k)$, where $b_j \not\prec b_k \not\prec b_i$.
- Block b_i is the **earliest candidate producer** of a fact $\langle v, d \rangle$ for b_j if there is no candidate producer b_k of $\langle v, d \rangle$ for b_j such that $b_k \prec b_i$.

Block deordering takes a sequential plan as input, and produces a valid BDPO plan. It begins by transforming the sequential plan into a POP $\pi = \langle \mathcal{O}, \prec \rangle$ using EOG. Then it constructs an initial BDPO plan $\pi_{bdp} = (\mathcal{O}, \mathcal{B}, \prec)$ simply by adding a block $b = \{o\}$ to \mathcal{B} for each operator $o \in \mathcal{O}$. Also, for every $o_i \prec o_j$ in \prec , it adds an ordering $b_i \prec b_j$ where $o_i \in b_i, o_j \in b_j$ and $b_i, b_j \in \mathcal{B}$. Then, block deordering applies the following rule [15] to eliminate orderings in π_{bdp} . We use the terms *primitive* and *compound* blocks to specify blocks with single and multiple operators, respectively. When describing rules and algorithms, the term *block* is used to refer to both primitive and compound blocks generally.

Rule 1. Let $\pi_{bdp} = \langle \mathcal{O}, B \prec \rangle$ be a valid BDPO plan, and $b_i \prec b_j$ be a basic ordering,

- i. Let $PC(\langle v, d \rangle) \in Re(b_i \prec b_j)$ be a ordering reason, and b be a block, where $b_i \in b, b_j \notin b$ and $\forall b' \in \{b \setminus b_i\}, b_i \not\prec b'$. $PC(\langle v, d \rangle)$ can be removed from $Re(b_i \prec b_j)$ if $\langle v, d \rangle \in pre(b)$ and $\exists b_p \notin b$ such that b_p can establish causal links $b_p \xrightarrow{\langle v, d \rangle} b_j$ and $b_p \xrightarrow{\langle v, d \rangle} b$.
- ii. Let $CD(\langle v, d \rangle) \in Re(b_i \prec b_j)$ be a ordering reason, and b be a block, where $b_i \in b, b_j \notin b$ and $b \cap b_j = \emptyset$. Then $CD(\langle v, d \rangle)$ can be removed from $Re(b_i \prec b_j)$ if b does not consume $\langle v, d \rangle$.
- iii. Let $CD(\langle v, d \rangle) \in Re(b_i \prec b_j)$ be a ordering reason, and b be a block, where $b_i \notin b, b_j \in b$ and $b_i \cap b = \emptyset$. The $CD(\langle v, d \rangle)$ can be removed from $Re(b_i \prec b_j)$ if b does not delete $\langle v, d \rangle$.
- iv. Let $DP(\langle v, d \rangle) \in Re(b_i \prec b_j)$ be a ordering reason, and b be a block, where, $b_j \in b$, but $b_i \notin b$. Then $DP(\langle v, d \rangle)$ can be removed from $Re(b_i \prec b_j)$ if b includes all blocks b' such that $b_j \xrightarrow{\langle v, d \rangle} b'$.

To remove a $PC(\langle v, d \rangle)$ reason from $Re(b_i \prec b_j)$, Rule 1(i) searches for a block b_c such that $b_c \prec b_i$ and $\langle v, d \rangle \in cons(b_c)$. If b_c is found, it forms a block b encapsulating b_i, b_c , and all the blocks ordered between b_c and b_i . Since b_c consumes $\langle v, d \rangle$, there must be a block b_p such that $b_p \xrightarrow{\langle v, d \rangle} b_c$. Therefore, Rule 1(i) establishes $b_p \xrightarrow{\langle v, d \rangle} b$ and $b_p \xrightarrow{\langle v, d \rangle} b_j$, allowing $PC(\langle v, d \rangle) \in Re(b_i \prec b_j)$ reason to be removed. To eliminate $CD(\langle v, d \rangle) \in Re(b_i \prec b_j)$, Rule 1(ii-iii) seeks a block b_p with $\langle v, d \rangle \in prod(b_p)$. If b_p precedes b_i and then Rule 1(ii) creates a new block b with blocks b_p, b_i and every block b' such that $b_p \prec b' \prec b_i$. On the other hand, if b_p follows b_j , Rule 1(iii) forms the new block b by encompassing b_j, b_p , and every block b' s.t. $b_j \prec b' \prec b_p$. For removing $DP(\langle v, d \rangle) \in Re(b_i \prec b_j)$, Rule 1(iv) forms a new block b that includes b_j , every block b' such that $b_j \xrightarrow{\langle v, d \rangle} b'$, and each block b'' with $b_i \prec b'' \prec b'$. The new block b functions as a barrier against the corresponding deleter.

Block deordering begins by examining and attempting to eliminate each basic ordering from the top of the initial BDPO plan. An ordering $b_i \prec b_j$ is removed if all of its ordering reasons can be eliminated by applying Rule 1. The ordering $b_i \prec b_j$ remains if any of its reasons can not be eliminated. f an

attempt to eliminate an ordering is unsuccessful, the algorithm proceeds to the next ordering. When the algorithm successfully removes an ordering, it returns the newly generated BDPO plan and restarts the deordering process from the top of this latest BDPO plan. This iterative process continues until no further deordering is possible with the most recent BDPO plan.

BDPO plans can be further post-processed by block-substitution [18], which substitutes a block in a BDPO plan with a subplan w.r.t. the planning task.

2.6. Block Substitution

Block-substitution [18] allows substituting a block in a valid BDPO plan while maintaining the plan's validity. The block being replaced is referred to as the original block, and the block that replaces it is called the substituting block. The block-substitution process creates causal links for the preconditions of the substituting block and reestablishes all causal links that were previously supported by the original block. Additionally, this process must resolve any potential threats introduced by the substitution to ensure the plan remains valid.

Definition 13. Let $\pi_{bdp} = \langle \mathcal{O}, \mathcal{B}, \prec \rangle$ be a valid BDPO plan with respect to a planning task $\Pi = \langle \mathcal{V}, O, s_0, s_* \rangle$, and $b \in \mathcal{B}$ be a block. Let $\hat{b} = \langle \hat{O}, \hat{\prec} \rangle$ be a partial-order subplan w.r.t. Π . A **block-substitution** of b with \hat{b} yields a BDPO plan $\pi'_{bdp} = \langle \mathcal{O}', \mathcal{B}', \prec' \rangle$, where $b \notin \mathcal{B}'$, and $\hat{b} \in \mathcal{B}'$. A block-substitution is valid when π'_{bdp} is valid.

Example 2. Let us consider the BDPO plan $\pi_{bdp} = \langle \mathcal{O}, \mathcal{B}, \prec \rangle$ in Figure 4(a). In this plan, the precondition of block b_x is supported by the causal link $b_i \xrightarrow{\langle v_2, d_2 \rangle} b_x$, and b_x provides $\langle v_3, d_3 \rangle$ to block b_t . Block b_s deletes $\langle v_1, d_1 \rangle$ and threatens $b_r \xrightarrow{\langle v_1, d_1 \rangle} b_i$. The $CD\langle v_1, d_1 \rangle$ ordering is added to $\in Re(b_i \prec b_s)$ to resolve this threat. Let $\hat{b}_x \notin \mathcal{B}$ be a block, where $\langle v_1, d_1 \rangle \in cons(\hat{b}_x)$ and $\langle v_3, d_3 \rangle \in prod(\hat{b}_x)$. Substituting the block b_x with \hat{b}_x requires establishing causal links for the precondition of \hat{b}_x and reestablishing the causal link $b_x \xrightarrow{\langle v_3, d_3 \rangle} b_t$. Therefore, causal links $b_r \xrightarrow{\langle v_1, d_1 \rangle} \hat{b}_x$ and $\hat{b}_x \xrightarrow{\langle v_3, d_3 \rangle} b_t$ are added to the resultant BDPO plan after substituting b_x with \hat{b}_x (shown in Figure 4b). However, b_s becomes a threat to $b_r \xrightarrow{\langle v_1, d_1 \rangle} \hat{b}_x$ as b_s deletes $\langle v_1, d_1 \rangle$. An ordering reason $CD(\langle v_1, d_1 \rangle)$ is added to $Re(\hat{b}_x \prec b_s)$ to resolve this threat. Since each block's preconditions are now supported by a causal link, and no threats

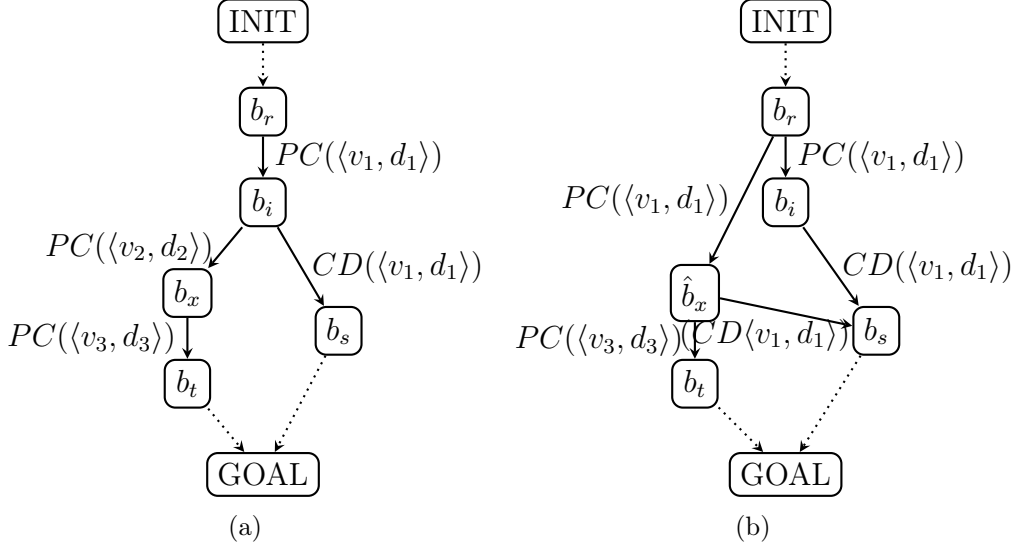


Figure 4: Substituting a block b_x in (a) a valid BDPO plan $\pi_{bdp} = \langle \mathcal{O}, \mathcal{B}, \prec \rangle$ with a block $\hat{b}_x \notin \mathcal{B}$, where $\langle v_1, d_1 \rangle \in \text{cons}(\hat{b}_x)$ and $\langle v_3, d_3 \rangle \in \text{prod}(\hat{b}_x)$. (b) This substitution adds two causal links $b_r \xrightarrow{\langle v_1, d_1 \rangle} \hat{b}_x$ and $\hat{b}_x \xrightarrow{\langle v_3, d_3 \rangle} b_t$, and an ordering reason $CD(\langle v_1, d_1 \rangle)$ to $Re(\hat{b}_x \prec b_s)$ for resolving threat, producing a valid BDPO plan where blocks b_i and \hat{b}_x are unordered. The dotted lines represent ordering (basic or transitive) between two blocks.

persist, replacing b_x with \hat{b}_x successfully produces a valid BDPO plan. Notably, the resultant plan contains no ordering between b_r and \hat{b}_x .

Block-substitution allows sourcing the substituting block from within or outside the plan. We refer to the substitution as an internal block-substitution when the substituting block is from within the plan.

Let $b_t \in \mathcal{B}$ be a threat to a causal link $b_i \xrightarrow{\langle v, d \rangle} b_j$ in π_{bdp} , where $\langle v, d \rangle \in \text{del}(b_t)$ and $b_i, b_j \in \mathcal{B}$. This threat can be resolved if any of the following **threat-resolving strategies** can be employed without introducing any cycle in π_{bdp} .

1. *Promotion*: adding an ordering $b_t \prec b_i$ to \prec .
2. *Demotion*: adding an ordering $b_j \prec b_t$ to \prec .
3. *Internal block-substitution*: substituting b_j with b_t or substituting b_t

Algorithm 2 Substituting a block in a block decomposed partial-order (BDPO) plan

Input: a BDPO plan $\pi_{bdp} = \langle \mathcal{O}, \mathcal{B}, \prec \rangle$, two block $b_x \in \mathcal{B}$ and \hat{b}_x .

Output: a BDPO plan and a boolean value

```

1: procedure SUBSTITUTE( $\pi_{bdp}, b_x, \hat{b}_x$ )
2:    $\hat{\pi}_{bdp} \equiv \langle \mathcal{O}', \mathcal{B}', \prec' \rangle \leftarrow \pi_{bdp}$ 
3:   if  $\hat{b}_x \notin \mathcal{B}'$  then ▷ establishing causal links for  $\hat{b}_x$ 's precondition
4:      $b_{new} \leftarrow \hat{b}_x$ 
5:     add  $\hat{b}_x$  to  $\mathcal{B}'$ 
6:     for all  $\langle v, d \rangle \in pre(\hat{b}_x)$  do
7:       find an earliest candidate producer  $b$  of  $\langle v, d \rangle$  for  $\hat{b}_x$ 
8:       if  $b$  is found then add  $b \xrightarrow{\langle v, d \rangle} \hat{b}_x$  to  $\prec'$ 
9:       else return  $\pi_{bdp}$ , false
10:      end if
11:    end for
12:  end if
13:  for all  $b \in \mathcal{B}'$  s.t.  $b_x \xrightarrow{\langle v, d \rangle} b$  do ▷ reestablishing causal links
14:    if  $\hat{b}_x$  produces  $\langle v, d \rangle$  then add  $\hat{b}_x \xrightarrow{\langle v, d \rangle} b$  to  $\prec'$ 
15:    else return  $\pi_{bdp}$ , false
16:    end if
17:  end for
18:  delete  $b_x$  from  $\mathcal{B}'$ 
19:  for all threats where  $b_k$  threatens  $b_i \xrightarrow{\langle v, d \rangle} b_j$  s.t.  $b_i, b_j, b_k \in \mathcal{B}'$  do
20:    if  $b_k \not\prec b_j$  then  $\eta \leftarrow b_j \prec b_k$  ▷ demotion ordering
21:    else  $\eta \leftarrow b_k \prec b_i$  ▷ promotion ordering
22:    end if
23:    if adding  $\eta$  to  $\prec'$  renders no cycle in  $\hat{\pi}_{bdp}$  then add  $\eta$  to  $\prec'$ 
24:    else ▷ try internal substitution by  $\hat{b}_x$ 
25:      if  $b_k = b_{new}$  then  $(\hat{\pi}_{bdp}, success) \leftarrow$  SUBSTITUTE( $\hat{\pi}_{bdp}, b_j, b_k$ )
26:      else if  $b_j = b_{new}$  then
27:         $(\hat{\pi}_{bdp}, success) \leftarrow$  SUBSTITUTE( $\hat{\pi}_{bdp}, b_k, b_j$ )
28:      else return  $\pi_{bdp}$ , false
29:      end if
30:      if  $success$  is false then return  $\pi_{bdp}$ , false
31:      end if
32:    end if
33:  end for
34:  return  $\hat{\pi}_{bdp}$ , true
35: end procedure

```

with b_j .

Promotion or demotion orderings can invalidate a plan if it induces any cycle in that plan. In such scenarios, the threat can be resolved by an internal substitution, if possible;e. During block-substitution, if a threat cannot be resolved by any of these strategies, the substitution is not valid.

Algorithm 2 presents the block-substitution procedure, named SUBSTITUTE. The inputs of the SUBSTITUTE procedure are a valid BDPO plan $\pi_{bdp} = \langle \mathcal{O}, \mathcal{B}, \prec \rangle$, and two blocks b_x and \hat{b}_x s.t. $b_x \in \mathcal{B}$. The block \hat{b}_x can be sourced either from inside or outside π_{bdp} .

We can divide this procedure into three main parts. It first ensures that a causal link supports each precondition of \hat{b}_x . When the block \hat{b}_x is from the plan (i.e., $\hat{b}_x \in \mathcal{B}$), its preconditions are already supported by causal links. On the other hand, when \hat{b}_x is from outside the plan, i.e., $\hat{b}_x \notin \mathcal{B}$, the procedure adds \hat{b}_x to π_{bdp} . Then it forms a causal link with the earliest candidate producer (Definition 12) for each precondition of \hat{b}_x (lines 3-12). If this process fails to establish a causal link for a precondition of \hat{b}_x , the substitution becomes unsuccessful. Afterward, the procedure reinstates the causal links, previously supported by the original block b_x , using the substituting block \hat{b}_x as the new producer (lines 13-17). However, if \hat{b}_x does not have any fact $\langle v, d \rangle \in prod(\hat{b}_x)$ such that $b_x \xrightarrow{\langle v, d \rangle} b$ for a block $b \in \mathcal{B}$, the substitution is considered unsuccessful. After establishing all the required causal links, the block b_x is removed from the plan.

Next, the procedure identifies the threats introduced during this process and employs threat-resolving strategies to handle them (lines 19-32). If the procedure successfully resolves all threats, it returns the resultant BDPO plan. When we resolve threats using internal substitutions, we only consider substituting the conflicting block with \hat{b}_x , assuming that the conflicting block in the resultant BDPO plan becomes redundant only after substituting b_x with \hat{b}_x .

3. Conditions for Non-concurrency Constraints in a Parallel Plan

A parallel plan specifies non-concurrency constraints over operators in a partial-order plan and allows two unordered operators with no non-concurrency constraint to be executed in parallel. Bäckström [19] provides some conditions for a non-concurrency constraint between two operators,

Table 1: A FDR representation of the Elevator planning task, described in Example 1, where variables v_{e1} and v_{e2} specify the floor positions of two lifts, and variables v_{p1} , v_{p2} and v_{p3} state the positions of the three passengers.

\mathcal{V}	$\{v_{e1}, v_{e2}, v_{p1}, v_{p2}, v_{p3}\}$
$D_{v_{e1}}$	$\{n1, n2, n3\}$
$D_{v_{e2}}$	$\{n1, n2, n3\}$
$D_{v_{p1}}$	$\{n1, n2, n3, e1, e2\}$
$D_{v_{p2}}$	$\{n1, n2, n3, e1, e2\}$
$D_{v_{p3}}$	$\{n1, n2, n3, e1, e2\}$
s_0	$\{\langle v_{e1}, n2 \rangle, \langle v_{e2}, n2 \rangle, \langle v_{p1}, n2 \rangle, \langle v_{p2}, n2 \rangle, \langle v_{p3}, n3 \rangle\}$
s_*	$\{\langle v_{p1}, n3 \rangle, \langle v_{p2}, n1 \rangle, \langle v_{p3}, n2 \rangle\}$

based on the facts that they consume, produce, and delete (Definition 2). According to Bäckström, a non-concurrency constraint between two operators o_i and o_j , $o_i \# o_j$, holds if any of the following conditions is true for a fact f .

1. $f \in (prod(o_i) \cap cons(o_j))$.
2. $f \in (prod(o_i) \cap del(o_j))$.
3. $f \in (cons(o_i) \cap del(o_j))$.

The first condition signifies the *PC* reason, while the second and the third conditions indicate *DP* and *CD* reasons, respectively (Definition 6). Notably, two operators, one consuming and one producing the same fact, are not necessarily non-concurrent in a plan with multiple producers of that fact. Notably, these conditions are also not sufficient [19]. Let us explain with an example.

Let us recall the planning task from the Elevator domain, presented in Example 1, where there are two lifts **e1** and **e2**, three passengers **p1**, **p2** and **p3**, and three floors **n1**, **n2** and **n3**. We describe this planning task using five variables v_{e1} , v_{e2} , v_{p1} , v_{p2} and v_{p3} in FDR. Variables v_{e1} and v_{e2} represent locations of lifts **e1** and **e2**, respectively, each having a domain of three values specifying three floors (**n1**, **n2**, and **n3**). The variables v_{p1} , v_{p2} , and v_{p3} represent the locations of the passengers **p1**, **p2** and **p3**, respectively, each with a domain of five values (**n1**, **n2**, **n3**, **e1**, and **e2**) indicating three floors and two lifts. Table 1 presents the variable domains, start state, and goal conditions

Table 2: Preconditions and Effects of operators of an Elevator planning instance. The variables are specified in Table 1.

Name	Precondition	Effect
board p1 n1 e1	$\{\langle v_{p1}, n1 \rangle, \langle v_{e1}, n1 \rangle\}$	$\{\langle v_{p1}, e1 \rangle\}$
board p2 n1 e1	$\{\langle v_{p2}, n1 \rangle, \langle v_{e1}, n1 \rangle\}$	$\{\langle v_{p2}, e1 \rangle\}$
board p2 n2 e1	$\{\langle v_{p2}, n2 \rangle, \langle v_{e1}, n2 \rangle\}$	$\{\langle v_{p2}, e1 \rangle\}$
move_up e1 n1 n2	$\{\langle v_{e1}, n1 \rangle\}$	$\{\langle v_{e1}, n2 \rangle\}$
move_up e1 n2 n3	$\{\langle v_{e1}, n2 \rangle\}$	$\{\langle v_{e1}, n3 \rangle\}$
move_down e1 n2 n1	$\{\langle v_{e1}, n2 \rangle\}$	$\{\langle v_{e1}, n1 \rangle\}$
move_up e2 n2 n3	$\{\langle v_{e2}, n2 \rangle\}$	$\{\langle v_{e2}, n3 \rangle\}$
...

denoted by \mathcal{D} , s_0 , and s_* , respectively. Preconditions and effects of some operators from this task are given in Table 2. The operators `board p1 n1 e1` and `board p2 n2 e1` board passengers `p1` and `p2` on the same lift `e1` from floors `n1` and `n2`, respectively. These two operators do not have any common facts in their preconditions or effects, as shown in Table 2. According to the conditions by Bäckström [2], these operators `board p1 n1 e1` and `board p2 n2 e1` do not have any non-concurrency constraint. However, these operators are not concurrent, as the same lift `e1` cannot be on different floors simultaneously. The facts in the preconditions or the effects of these operators can not recognize that these two operators are using the same resource (i.e., lift `e1`). In a planning task, the facts do not explicitly advise any relationships among the task’s objects (e.g., lifts, passengers in the Elevator domain), thereby limiting their adequacy for formulating conditions for a non-concurrency constraint in a plan. In this work, we establish the necessary and sufficient conditions for a non-concurrency constraint between a pair of operators in terms of FDR variables instead.

FDR can capture relationships among objects using state variables, which group mutually exclusive propositions. Definition 14 specifies the conditions for a non-concurrency constraint between an operator pair of a plan in terms of FDR variables. It is based on the principle that the value of a variable in a planning task cannot be different in the same state.

Definition 14. *Let $\pi_{\mathcal{P}} = \langle \mathcal{O}, \prec, \# \rangle$, be a parallel plan for a planning task $\Pi = \langle \mathcal{V}, O, s_0, s_* \rangle$, and $o_i, o_j \in \mathcal{O}$ be two operators. Operators o_i and o_j have*

a non-concurrency constraint, $o_i \# o_j$, if any of the following conditions holds for a variable $v \in \mathcal{V}$,

1. $pre(o_i)(v) \neq pre(o_j)(v)$.
2. $eff(o_i)(v) \neq eff(o_j)(v)$.
3. $pre(o_i)(v) \neq eff(o_j)(v)$.

Definition 14 states that two operators with different preconditions or effects on the same variable have a non-concurrency constraint. Let us clarify with a few examples. Operators `move_up e1 n2 n3` and `move_up e2 n2 n3` are concurrent since their precondition and effects have no common variable. Operators `board p1 n1 e1` and `board p2 n1 e1` are also concurrent, despite sharing a common variable v_{e1} in their preconditions, because the value of v_{e1} in both of their preconditions is $n1$. On the other hand, operators `board p1 n1 e1` and `board p2 n2 e1` are non-concurrent since they have different preconditions $\langle v_{e1}, n1 \rangle$ and $\langle v_{e1}, n2 \rangle$, respectively, on the same variable v_{e1} . The operators `move_up e1 n2 n3` and `move_down e1 n2 n1` have a non-concurrency constraint due to having different effects $\langle v_{e1}, n3 \rangle$ and $\langle v_{e1}, n1 \rangle$, respectively, on v_{e1} . Operators `board p1 n1 e1` and `move_down e1 n1 n2` are also non-concurrent because `move_down e1 n1 n2` has an effect that is different from the precondition of the operator `board p1 n1 e1` involving the same variable.

Theorem 1. *The conditions in Definition 14 are necessary for a non-concurrency constraint between an operator pair in a POP.*

Proof Sketch. Let $\pi = \langle \mathcal{O}, \prec \rangle$ be partial-order plan and $o_i, o_j \in \mathcal{O}$ be two operators in π . We will prove that each condition in Definition 14 is necessary for a non-concurrency constraint between the operator pair o_i and o_j .

Let $\langle v, d \rangle$ and $\langle v, d' \rangle$ be two facts where $d, d' \in \mathcal{D}_v$ and $d \neq d'$. These two facts belongs to the same variable v . Hence, they are mutually exclusive propositions and can not be true in the same state.

Condition 1: Assume, for contradiction, that the first condition $pre(o_i)(v) \neq pre(o_j)(v)$ is not necessary. Let $\langle v, d \rangle$ be in $pre(o_i)$ and $\langle v, d' \rangle$ be in $pre(o_j)$. If o_i and o_j are allowed to execute in parallel, then $\langle v, d \rangle$ and $\langle v, d' \rangle$ must hold in a state, which can not be true. Therefore, the condition $pre(o_i)(v) \neq pre(o_j)(v)$ is necessary.

Condition 2: Assume that the second condition is not necessary. Let us consider $\langle v, d \rangle \in \text{eff}(o_i)$ and $\langle v, d' \rangle \in \text{eff}(o_j)$. If o_i and o_j are concurrent, then $\langle v, d \rangle$ and $\langle v, d' \rangle$ must hold in a state, which can not be true. Therefore, the condition $\text{eff}(o_i)(v) \neq \text{eff}(o_j)(v)$ is necessary.

Condition 3: Assume that the third condition is not necessary. Let us consider $\langle v, d \rangle \in \text{pre}(o_i)$ and $\langle v, d' \rangle \in \text{eff}(o_j)$. If o_i and o_j are concurrent, the value of the variable v is d in the state in which o_i and o_j are applied. Therefore, o_j deletes the fact $\langle v, d \rangle$ and becomes a threat to o_i , requiring an ordering constraint between o_i and o_j for the plan to be valid. Thus, the third condition $\text{pre}(o_i)(v) \neq \text{eff}(o_j)(v)$ is also necessary for a non-concurrency constraint between an operator pair. \square

Theorem 2. *The conditions in Definition 14 are sufficient for a non-concurrency constraint between an operator pair in a POP.*

Proof Sketch. Let $\pi = \langle \mathcal{O}, \prec \rangle$ be partial-order plan and $o_i, o_j \in \mathcal{O}$ be two operators in π . We will prove that no condition other than those outlined in Definition 14 is responsible for a non-concurrency constraint between the operator pair o_i and o_j . There are three other possible conditions : (i) $\text{pre}(o_i)(v) = \text{pre}(o_j)(v)$, (ii) $\text{eff}(o_i)(v) = \text{eff}(o_j)(v)$, and (iii) $\text{pre}(o_i)(v) = \text{eff}(o_j)(v)$.

First condition $\text{pre}(o_i)(v) = \text{pre}(o_j)(v)$: Let $\langle v, d \rangle$ be in both $\text{pre}(o_i)$ and $\text{pre}(o_j)$. To execute both o_i and o_j at the same time, the value of v must be d in the state where these operators are to be applied. Since there is no conflict, this condition is not necessary for a non-concurrency constraint between o_i and o_j .

Second condition $\text{eff}(o_i)(v) = \text{eff}(o_j)(v)$: Let $\langle v, d \rangle$ be in $\text{eff}(o_i)$ and $\langle v, d' \rangle$ be in $\text{eff}(o_j)$. $\langle v, d \rangle \in \text{eff}(o_i)$ implies either $v \notin \text{vars}(\text{pre}(o_i))$ or $\langle v, d' \rangle \in \text{pre}(o_i)$, where $d' \in \mathcal{D}_v$, $d \neq d'$. Situation 1: when $v \notin \text{vars}(\text{pre}(o_i))$ and $v \notin \text{vars}(\text{pre}(o_j))$, there is no conflict since the value of v becomes d in the state, generated after executing both operators in parallel. Situation 2: when $\langle v, d' \rangle \in \text{pre}(o_i)$ or $\langle v, d' \rangle \in \text{pre}(o_j)$ holds, then operator o_i and o_j are not concurrent due to the third condition in Definition 14. Hence, the condition $\text{eff}(o_i)(v) = \text{eff}(o_j)(v)$ is not necessary.

Third condition $\text{pre}(o_i)(v) = \text{eff}(o_j)(v)$: Let the fact $\langle v, d \rangle$ be in $\text{pre}(o_i)$ and $\text{eff}(o_j)$ in a POP. Situation 1: o_j is responsible for providing $\langle v, d \rangle$ to o_i ,

thereby forming a causal link $o_j \xrightarrow{\langle v, d \rangle} o_i$ and an ordering $o_j \prec o_i$. Then, operators o_i and o_j are non-concurrent, and this non-concurrency is implied by the ordering constraint $o_j \prec o_i$ for this plan. Situation 2: There exists another operator o_k that provides the fact $\langle v, d \rangle$ to o_i through a causal link $o_k \xrightarrow{\langle v, d \rangle} o_i$. Since o_j does not threaten $o_k \xrightarrow{\langle v, d \rangle} o_i$, the plan remains valid. Therefore, this condition $pre(o_i)(v) = eff(o_j)(v)$ is not necessary for a non-concurrency constraint between o_i and o_j . \square

4. Minimizing Non-Concurrency Constraints in Parallel Plans

This work exploits block substitution to enhance the concurrency of a plan after transforming it into a BDPO plan using EOG and block deordering. This section formalizes the concept of a parallel block decomposed plan to enable parallel execution in BDPO plans. Subsequently, it introduces an algorithm designed to minimize non-concurrency constraints in parallel plans.

4.1. Parallel Block Decomposed Plan

Parallel block decomposed (PBD) plan facilitates execution concurrency in BDPO plans by incorporating the non-concurrency constraints over operators, and allows two unordered blocks with no non-concurrency constraint to be executed in parallel.

Definition 15. A *parallel block decomposed (PBD) plan* is a quadruple $\pi_{pbd} = \langle \mathcal{O}, \mathcal{B}, \prec, \# \rangle$, where $\langle \mathcal{O}, \mathcal{B}, \prec \rangle$ is a BDPO plan and $\#$ is a irreflexive, symmetric relation on \mathcal{O} , representing non-concurrency constraints between pairs of operators.

Two blocks b_i and b_j in a PBD plan have a non-concurrency constraint if an operator (i.e., primitive block) o_i in block b_i has a non-concurrency constraint with another operator o_j in b_j . The set of variables for which a non-concurrency constraint holds between two blocks b_i and b_j is denoted as $vars_{nc}(b_i \# b_j)$.

Definition 16. Let $\pi_{pbd} = \langle \mathcal{O}, \mathcal{B}, \prec, \# \rangle$ be a PBD plan, and $b_i, b_j \in \mathcal{B}$ be two disjoint blocks. Blocks b_i and b_j have a non-concurrency constraint $b_i \# b_j$ if there are two operators $o_i \in b_i$ and $o_j \in b_j$ such that $o_i \# o_j$.

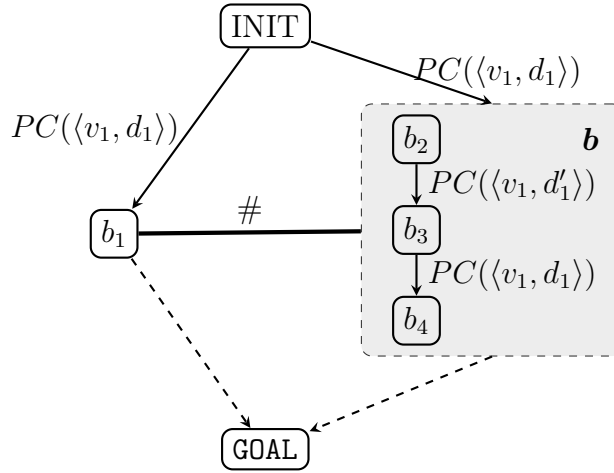


Figure 5: Blocks b_1 and b had a non-concurrency constraint on a variable v_1 (i.e., $vars_{nc} = \{v_1\}$) since blocks b_2 and b_3 in b have non-concurrency constraints with b_1 on the variable v_1 .

We define the non-concurrency constraint between two blocks based on the primitive blocks (i.e., operators) they contain. This is because if some primitive blocks use and release a resource within the block, the precondition and effects of that block can not capture the use of that resource. Let us consider the blocks b_1 and b in the PBD plan presented in Figure 5 and assume blocks $b_2, b_3, b_4 \in b$ are primitive blocks. Both blocks b_1 and b have precondition $\langle v_1, d_1 \rangle$, and do not produce any fact of variable v_1 . Block $b_2 \in b$ consumes the fact $\langle v_1, d_1 \rangle$, and changes the value of v_1 to d'_1 . Then block $b_3 \in b$ changes the value of v_1 back to d_1 , thus nullifying the overall effect of b_2 on variable v_1 within the block b . However, there are conflicts over the resource associated with variable v_1 between blocks b_1 and b_2 , and between b_1 and b_3 , causing the blocks b_1 and b to be non-concurrent.

An ordering constraint between two blocks b_i and b_j in a PBD plan implies a non-concurrency constraint between them for that plan. In addition, if a block b_i is contained in a block b , and blocks b and b_j have a non-concurrency constraint in a PBD plan, then it also implies $b_i \# b_j$ since two disjoint blocks can not interleave (Definition 9). We refer to a non-concurrency constraint between a block pair as *necessary non-concurrency constraint* when it is not implied by an ordering constraint or by a non-concurrency constraint involving other blocks.

Definition 17. Let $\pi_{pbd} = \langle \mathcal{O}, \mathcal{B} \prec, \# \rangle$ be a PBD plan, and $b_i \# b_j$ be a non-concurrency constraint between two disjoint blocks $b_i, b_j \in \mathcal{B}$. $b_i \# b_j$ is a **necessary non-concurrency constraint** w.r.t. π_{pbd} if 1) $b_i \not\prec b_j \not\prec b_i$, and 2) if b_i is in a block $b_x \in \mathcal{B}$, then b_j is also in b_x .

To improve the concurrency of a PBD plan (as discussed later in Section 4.3), we only attempt to remove necessary non-concurrency constraints through block substituting. Because eliminating other non-concurrency constraints, such as non-concurrency constraints between ordered block pairs, does not contribute to improving a plan's concurrency.

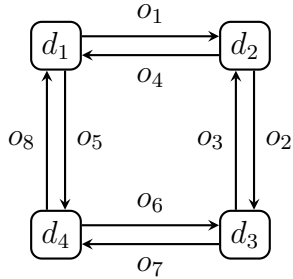
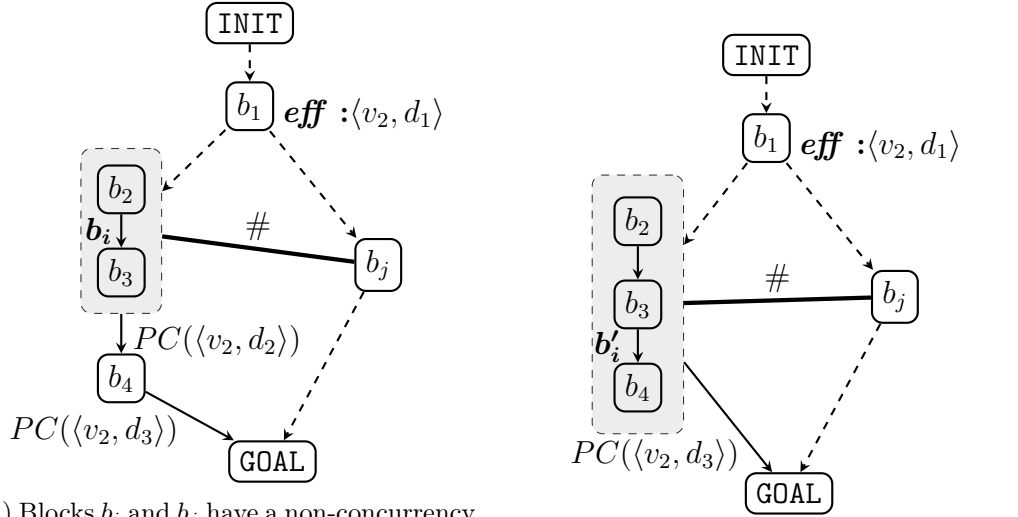
4.2. Extending Blocks for Substitution

Let π_{pbd} be a PBD plan, and $b_i, b_j \in \mathcal{B}$ be two blocks having a necessary non-concurrency constraint, $b_i \# b_j$. Let us assume we want to substitute b_i with a block \hat{b}_i so that \hat{b}_i and b_j do not have any non-concurrency constraint between them (i.e. $vars_{nc}(\hat{b}_i \# b_j) = \emptyset$). In certain scenarios, substituting the block b_i alone may not be possible under the condition that the substituting block \hat{b}_i has no non-concurrency constraint with b_j . However, extending b_i with some of its predecessors or successors can enable such substitution. Let us illustrate such a situation with an example.

The blocks b_i and b_j have a non-concurrency constraint in the PBD plan $\pi_{pbd} = \langle \mathcal{O}, \mathcal{B} \prec, \# \rangle$ depicted in Figure 6(a). Block b_1 with an effect $\langle v_2, d_1 \rangle$ immediately precedes b_i , and block b_i provides the fact $\langle v_2, d_2 \rangle$ to block b_4 . Therefore, the substituting block \hat{b}_i also needs to change the value of the variable v_2 from d_1 to d_2 , where $d_1, d_2 \in D_{v_2}$ and $d_1 \neq d_2$. If the transition of variable v_2 from the value d_1 to d_2 can only be performed by operators (i.e., primitive blocks) that have non-concurrency constraints with b_j , then b_i can not be substituted alone with another block \hat{b}_i such that $v_1 \notin vars_{nc}(\hat{b}_i \# b_j)$. We can determine such situations using Domain Transition Graph (DTG).

The Domain Transition Graph (DTG) for a variable v , denoted as G_v , has an edge from d to d' if there exists some operator that can change the value of v from d to d' . For a DTG G_v , we define the transition path set $P(G_v, d, d')$ to be the set of all possible paths from d to d' in G_v .

Definition 18. Domain Transition Graph (DTG) for a variable $v \in V$, denoted as G_v , is a labeled directed graph with vertex set D_v and edges (d, d') labeled with operator $o \in \mathcal{O}$ if either



$$\begin{aligned}
 vars_{nc}(o_1 \# b_j) &\neq \emptyset & vars_{nc}(o_5 \# b_j) &= \emptyset \\
 vars_{nc}(o_2 \# b_j) &\neq \emptyset & vars_{nc}(o_6 \# b_j) &= \emptyset \\
 vars_{nc}(o_3 \# b_j) &\neq \emptyset & vars_{nc}(o_7 \# b_j) &= \emptyset \\
 vars_{nc}(o_4 \# b_j) &\neq \emptyset & vars_{nc}(o_8 \# b_j) &= \emptyset
 \end{aligned}$$

(c) Domain Transition Graph (DTG) of the variable v_2 . Operators o_1, o_2, o_3 , and o_4 have non-concurrency constraints with b_j whereas operators o_5, o_6, o_7 , and o_8 do not have any non-concurrency constraint with b_j .

Figure 6: Block b_i in (a) can not be substituted to eliminate $b_i \# b_j$, because the transition of v_2 from d_1 to d_3 can only be performed by operators having non-concurrency constraints with b_j , as shown in the DTG of v_2 in (c). However, the extended block b'_i in (b) can be substituted by the operators (o_5 and o_6) that has no non-concurrency constraint with b_j .

1. $pre(o)(v) = d$ and $eff(o)(v) = d'$, or
2. $v \notin vars(pre(o))$ and $eff(o)(v) = d'$.

Let us assume that Figure 6(c) corresponds to the DTG of the variable v_2 , G_{v_2} , from the PBD plan π_{pbd} in Figure 6(a). The operators (i.e., primitive blocks) responsible for transitioning the values of v_2 are $o_1, o_2, o_3, o_4, o_5, o_6, o_7$, and o_8 . In addition, operators o_1, o_2, o_3 , and o_4 have non-concurrency constraints with the block b_j , whereas operators o_5, o_6, o_7 , and o_8 do not have any non-concurrency constraint with b_j . The transition path set from d_1 to d_2 , $P(G_{v_2}, d_1, d_2)$, contains (o_1) and (o_5, o_6, o_3) . Therefore, transitioning from value d_1 to d_2 is not possible without involving operators that do not have any non-concurrency constraint with b_j .

When the block b_i is extended with b_4 , presented in Figure 6(b), the extended block b'_i produces the fact $\langle v_2, d_3 \rangle$. Now, substituting b'_i requires the substituting block \hat{b}_i to transition the value of v_2 from d_1 to d_3 . The DTG(v_2) in Figure 6 (c) shows $P(G_{v_2}, d_1, d_3)$ contains two paths (o_1, o_2) and (o_5, o_6) . Since operators in path (o_5, o_6) do not have any non-concurrency constraint with b_j , b'_i is now eligible for substitution to eliminate the non-concurrency constraint with b_j .

We present the EXTEND procedure in Algorithm 3, which takes two blocks b_i and b_j having a necessary non-concurrency constraint $b_i \# b_j$ in a PBD plan π_{pbd} for a planning task Π . This procedure extends the block b_i with necessary blocks so that the new extended block b'_i can be substituted with a block \hat{b}_i such that $vars_{nc}(\hat{b}_i \# b_j) = \emptyset$.

EXTEND procedure (Algorithm 3) first calculates state s by applying a subplan, generated by linearizing the predecessor blocks of b_i , to the initial state of Π (line 3-4). Then, it estimates the facts (denoted as F) that b_i provides other blocks through causal links (line 5). It initializes an empty list S to contain the blocks to be extended with block b_i .

This procedure iterates over each block b , which is an immediate predecessor of b_i and is unordered with b_j , to determine if b_i should be extended with b (lines 7-14). For each variable v_1 such that 1) there is a causal link $b \xrightarrow{\langle v_1, d_1 \rangle} b_i$ and 2) v_1 is in $vars(F)$, this procedure first gets Domain Transition Graph G_{v_1} for the variable v_1 . Then, it extracts the transition path set P from value d_1 to $F(v_1)$ in G_{v_1} . If there is no path $p \in P$, in which no operator has any

Algorithm 3 Extending a Block

Input: A valid PBD plan $\pi_{pbd} = \langle \mathcal{O}, \mathcal{B}, \prec, \# \rangle$ for a planning task $\Pi = \langle \mathcal{V}, \mathcal{O}, s_0, s_* \rangle$, and two blocks $b_i, b_j \in \mathcal{B}$ s.t. there is a necessary non-concurrency constraint $b_i \# b_j$.

Output: a block

```
1: procedure EXTEND( $\Pi, \pi_{pbd}, b_i, b_j$ )
2:    $cvars \leftarrow vars_{nc}(b_i \# b_j)$ 
3:    $\hat{\pi} \leftarrow$  get a sequential plan by linearizing blocks  $b \in \mathcal{B}$  s.t.  $b_I \prec b \prec b_i$ , and
    $b_I = \{o_I\}$ 
4:    $s \leftarrow apply(\hat{\pi}, s_0)$ 
5:    $F \leftarrow \{ \langle v, d \rangle \mid b_i \xrightarrow{\langle v, d \rangle} b_k, b_k \in \mathcal{B} \}$ 
6:    $S = \emptyset$ 
7:   for all  $b \in Immediate\_Predecessor(b_i)$  s.t.  $b \not\prec b_j$  do
8:     for all variable  $v_1$  s.t.  $b \xrightarrow{\langle v_1, d_1 \rangle} b_i, v_1 \in vars(F)$  do
9:       get transition path set  $P$  in DTG  $G_{v_1}$  from the value  $d_1$  to  $F(v_1)$ 
10:      if no path  $p \in P$  exists s.t.  $\forall o \in p, vars_{nc}(o \# b_j) = \emptyset$  then
11:         $S \leftarrow S \cup b$ 
12:      end if
13:    end for
14:  end for
15:  if  $S$  is empty then
16:    for all  $b \in Immediate\_Successor(b_i)$  s.t.  $b_j \not\prec b$  do
17:      for all variable  $v_1$  s.t.  $b_i \xrightarrow{\langle v_1, d_1 \rangle} b$  do
18:        get transition path set  $P$  in DTG  $G_{v_1}$  from the value  $s(v_1)$  to  $d_1$ 
19:        if no path  $p \in P$  exists s.t.  $\forall o \in p, vars_{nc}(o \# b_j) = \emptyset$  then
20:           $S \leftarrow S \cup b$ 
21:        end if
22:      end for
23:    end for
24:  end if
25:  if  $S$  is empty then return  $b_i$ 
26:  end if
27:   $b'_i = b_i \cup S$ 
28:  return EXTEND( $\Pi, \pi_{pbd}, b'_i, b_j$ )
29: end procedure
```

non-concurrency constraint with b_j , then we add b to S .

If S is empty, this procedure iterates through each block b that immediately

follows b_i , and has no ordering with b_j , checking whether b_i needs to be extended with b (lines 15-24). Similarly, for every variable v_1 with a causal link $b_i \xrightarrow{\langle v_1, d_1 \rangle} b$, the procedure gets the transition path set P in G_{v_1} from $s(v)$ to d_1 . If there exists no path in P that does not have any operator with a non-concurrency constraint with b_j , then we add b to S . The block b_i is then extended with the blocks in S . The extended block is denoted as b'_i . This procedure continues to extend b'_i recursively until S is empty in a single iteration.

In the following section, we describe our algorithm for improving concurrency in a PBD plan by substituting blocks. Our algorithm employs the EXTEND procedure to perform the necessary extension of a block before substituting it.

4.3. Concurrency Improvement via Block-Substitution

We present an algorithm named CIBS (Concurrency Improvement via Block-Substitution) to minimize non-concurrency constraints in a PBD plan using block-substitution.

CIBS (Algorithm 4) takes a valid sequential plan π for a planning task Π as input, and produces a valid PBD plan, while enhancing the concurrency in three phases. The first phase converts π into a parallel plan $\pi_{eog} = \langle \mathcal{O}, \prec, \# \rangle$ by first applying EOG, and then identifying every non-concurrency constraint between each operator pair. Then, Block Deordering (BD) phase eliminates orderings from π_{eog} by encapsulating cohesive operators in blocks, resulting in a PBD plan $\pi_{bd} = \langle \mathcal{O}, \mathcal{B}, \prec, \# \rangle$. Finally, the SUBSTITUTION-FOR-CONCURRENCY (SC) phase replaces blocks to further improve the concurrency of π_{bd} .

The SUBSTITUTION-FOR-CONCURRENCY procedure, as outlined in Algorithm 4, takes a PBD plan $\pi_{pbd} = \langle \mathcal{O}, \mathcal{B}, \prec, \# \rangle$ as input. and iterates through each necessary non-concurrency constraint $b_i \# b_j$ between two blocks $b_i, b_j \in \mathcal{B}$, from the beginning of the plan. Then it attempts to remove $b_i \# b_j$ first by substituting b_i , then if this attempt fails, the procedure attempts to substitute b_j . After successfully removing the non-concurrency constraint between a block pair, it restarts from the beginning of the latest PBD plan. This process continues until no non-concurrency constraint can be successfully removed after a complete examination of all non-concurrency constraints in the

Algorithm 4 Concurrency Improvement via Block-Substitution (CIBS)

Input: A valid sequential plan π w.r.t. a planning task Π .

Output: A valid PBD plan

```
1:  $\pi_{eog} \equiv \langle \mathcal{O}, \prec, \# \rangle \leftarrow \text{EOG}(\pi)$   $\triangleright$  generate parallel plan using EOG
2:  $\pi_{bd} \equiv \langle \mathcal{O}, \mathcal{B}, \prec, \# \rangle \leftarrow \text{BLOCK-DEORDER}(\pi_{eog})$   $\triangleright$  build compound blocks
3:  $\pi_{sc} \leftarrow \text{SUBSTITUTION-FOR-CONCURRENCY}(\Pi, \pi_{bd})$ 
4: return  $\pi_{sc}$ 
5: procedure SUBSTITUTION-FOR-CONCURRENCY( $\Pi, \pi_{pbd}$ )
6:   for all necessary non-concurrency constraint  $(b_i \# b_j) \in \#$  do
7:      $(\hat{\pi}_{pbd}, success) \leftarrow \text{RESOLVE\_NONCONCURRENCY}(\Pi, \pi_{pbd}, b_i, b_j)$   $\triangleright$ 
      try substituting  $b_i$ 
8:     if  $success$  is false then
9:        $(\hat{\pi}_{pbd}, success) \leftarrow \text{RESOLVE\_NONCONCURRENCY}(\Pi, \pi_{pbd}, b_j, b_i)$ 
       $\triangleright$  try substituting  $b_j$ 
10:    end if
11:    if  $success$  then
12:      return SUBSTITUTION-FOR-CONCURRENCY( $\Pi, \hat{\pi}_{pbd}$ )
13:    end if
14:  end for
15:  return  $\pi_{pbd}$ 
16: end procedure
```

plan. This procedure employs the RESOLVE_NONCONCURRENCY procedure (Algorithm 5) to eliminate the non-concurrency constraint between a block pair.

The central component of the CIBS algorithm is the RESOLVE_NONCONCURRENCY procedure (Algorithm 5). It takes two blocks b_i and b_j of a PBD plan π_{pbd} as input, where there is a necessary non-concurrency constraint, $b_i \# b_j$ and attempts to substitute block b_i to remove $b_i \# b_j$. It first extends the block b_i to b'_i to encapsulate the additional necessary blocks for the substitution by calling the EXTEND procedure (presented in Algorithm 3). Since every block is a partial-order subplan, we design a subtask Π_{sub} to find suitable candidate subplans to substitute the block b'_i under the condition that the substituting subplan has no non-concurrency constraint with b_j .

When establishing the initial state \hat{s}_0 of Π_{sub} , we assume that the predecessors

Algorithm 5 Resolve non-concurrency constraint between a pair of blocks via block-substitution

Input: A valid PBD plan $\pi_{pbd} = \langle \mathcal{O}, \mathcal{B}, \prec, \# \rangle$ for a planning task $\Pi = \langle \mathcal{V}, O, s_0, s_* \rangle$, and two blocks $b_i, b_j \in \mathcal{B}$ s.t. there is a necessary non-concurrency constraint $b_i \# b_j$.

Output: A PBD plan, and a boolean value

```

1: procedure RESOLVE_NONCONCURRENCY( $\Pi, \pi_{pbd}, b_i, b_j$ )
2:    $b'_i = \text{EXTEND}(\Pi, \pi_{pbd}, b_i, b_j)$ 
3:    $\hat{\pi} \leftarrow$  linearize blocks  $b \in \mathcal{B}$  s.t.  $b_I \prec b \prec b'_i$ , and  $b_I = \{o_I\}$ 
4:    $\hat{s}_0 \leftarrow \text{apply}(\hat{\pi}, s_0)$  ▷ get initial state for subtask
5:    $G \leftarrow \{ \langle v, d \rangle \mid b'_i \xrightarrow{\langle v, d \rangle} b_k, b_k \in \mathcal{B} \}$ 
6:    $C \leftarrow \{ \langle v, d \rangle \mid b_x \xrightarrow{\langle v, d \rangle} b_y, b_x \prec b'_i \prec b_y, \{b_x, b_y\} \in \mathcal{B} \}$ 
7:    $\hat{s}_* \leftarrow G \cup C$  ▷ get goal for subtask
8:   construct a subtask  $\Pi_{sub} = \langle \mathcal{V}, O, \hat{s}_0, \hat{s}_* \rangle$ 
9:    $subplans \leftarrow \text{GENERATE\_PLANS}(\Pi_{sub})$ 
10:  for all  $\hat{\pi} \in subplans$  do
11:     $\hat{\pi}_{pop} \leftarrow$  apply EOG on  $\hat{\pi}$ 
12:    make a new block  $\hat{b}_i$  from  $\hat{\pi}_{pop}$ 
13:    if  $vars_{nc}(\hat{b}_i \# b_j) = \emptyset$  then ▷  $\hat{b}_i$  and  $b_j$  are concurrent
14:       $(\hat{\pi}_{pbd}, success) \leftarrow \text{SUBSTITUTE}(\pi_{pbd}, b'_i, \hat{b}_i)$ 
15:      if  $success$  and  $cflex(\hat{\pi}_{pbd}) > cflex(\pi_{pbd})$  and  $cost(\hat{\pi}_{pbd}) \leq$   

 $cost(\pi_{pbd})$  then
16:        return  $\hat{\pi}_{pbd}$ , true
17:      end if
18:    end if
19:  end for
20:  return  $\pi_{pbd}$ , false
21: end procedure

```

and successors of the candidate substituting block \hat{b}_i will be the same as b_i . We create a subplan π' by linearizing blocks, starting from the initial block, and advancing through the blocks preceding b'_i . Following that, \hat{s}_0 is set to the state resulting from applying π' to the initial state of Π . We estimate the goal for Π_{sub} by combining the facts (denoted as G) that b'_i achieves for other blocks, and the facts (denoted as C) that b'_i 's predecessors achieve for its successors in π_{pbd} . It is important to note that the fact in C also belongs to \hat{s}_0 (i.e., $C \subset \hat{s}_0$). Therefore, the solutions of Π_{sub} do not necessarily produce the facts in C but can not delete them. We include these facts in the goal so that the candidate block \hat{b}_i does not delete the facts that its predecessor provides to its successors. Because in that scenario, \hat{b}_i will pose threats to those causal links, and adding promotion or demotion ordering can not resolve these threats. We employ an off-the-self planner (c.g., the LAMA planner [23]) to generate multiple solutions $\hat{\pi}$ (i.e., subplans) for Π_{sub} with a time-bound. We set the cost bound to the cost of b_i . We convert each solution $\hat{\pi}$ to a parallel plan $\hat{\pi}_{pop}$ by using EOG, and then identifying non-concurrency constraints between each operator pair in $\hat{\pi}_{pop}$. Afterward, we create a block \hat{b}_i from $\hat{\pi}_{pop}$. If \hat{b}_i does not have a non-concurrency constraint with b_j (i.e., $vars_{nc}(\hat{b}_i \# b_j) = \emptyset$), then \hat{b}_i serves as a candidate subplan for substitution. If substituting b'_i with \hat{b}_i yields success, then this procedure accepts the resultant PBD plan $\hat{\pi}_{pbd}$ under two conditions: 1) concurrency (*cflex*) of $\hat{\pi}_{pbd}$ exceeds that of π_{pbd} , and 2) the cost of $\hat{\pi}_{pbd}$ is not greater than that of π_{pbd} . Therefore, this procedure does not compromise the plan's cost while improving its concurrency.

5. Experimental Result and Discussion

We have experimented the CIBS algorithm (Algorithm 4) with the problems of the international planning competition (IPC) domains from sequential satisfying tracks. We have excluded domains with conditional effects [24] because the algorithms of this paper do not account for conditional effects. We use LAMA planner [23], a two-time champion in international planning competitions, for rendering plans with a 30-minute time-bound for each problem. We employ an 8-core, 2.80GHz Core i7-1165G7 CPU to conduct all experiments with a 30-minute time limit.

Table 3 presents our dataset comprising 3265 plans from 811 problems across 31 distinct domains. Besides the number of problems and plans, the table also

provides the average number of plan sizes, ground operators, variables, and independent variables in the planning tasks for each domain. In a planning task, the independent variables are those whose transitions do not depend on other variables. For instance, in the Elevator domain, variables representing the locations of lifts are independent variables. The size of the plan, the number of ground operators, variables, and independent variables in a planning problem can have a significant impact on the performance of the algorithms presented in this work.

We calculate the concurrency of a plan, termed as *cflex*, by computing the ratio of operator pairs that can be executed in parallel to the total number of operator pairs. Given a parallel plan $\pi_p = \langle \mathcal{O}, \prec, \# \rangle$,

$$cflex(\pi_p) = 1 - \frac{\sum_{1 \leq j < i \leq |\mathcal{O}|} \begin{cases} 1 & \text{if } o_i \prec o_j \text{ or } o_j \prec o_i \text{ or } o_i \# o_j \\ 0 & \text{otherwise} \end{cases}}{\sum_{1 \leq i \leq |\mathcal{O}|-1} i} \quad (1)$$

The denominator $\sum_{i=1}^{|\mathcal{O}|-1} i$, equivalent to ${}^n|\mathcal{O}|_2$, calculates the total number of pairs that can be formed from a set of $|\mathcal{O}|$ elements.

Table 4 presents the experimental results of CIBS. We estimate *cflex* after performing each of the three phases in CIBS: 1) Explanation-based Order Generalization (EOG), 2) Block Deordering (BD), and 3) Substitution for Concurrency (SC). To compare the *cflex* achieved in different phases across different domains, we normalize the *cflex* values to the range between the lowest and highest *cflex* observed for a given problem.

CIBS improved *cflex* in 687 plans across 25 domains, leading to a 2.1% overall improvement compared to EOG. BD and SC phases remove non-concurrency constraints in 643 and 161 plans in total, respectively, over EOG. Block deordering significantly improved flexibility across various domains, including child-snack, depots, elevator, freecell, hiking, logistics, pathways, pipesworld, rovers, and tpp. As illustrated in Example 1, the non-concurrency constraint often persists between a block pair, even though block deordering effectively eliminates their ordering constraints. That is why, the impact of block deordering on *cflex* is not as substantial as its impact on *flex*. On the other hand, SC can only improve concurrency via substitution when there are re-

Table 3: Experimental dataset. The number of problems and plans analyzed are provided in the *Problems* and *Plans* columns. The average numbers of plan operators, ground operators, variables, and independent variables are presented in *Plan Size*, *Ground Operators*, *Vars*, and *Independent Vars* columns, respectively.

Domains(Contests)	Problems	Plans	Plan Size	Ground Operators	Vars	Independent Vars
barman(IPC7, IPC8)	20	54	206	2131	317	0
blocks(IPC2)	50	148	77	466	29	0
child-snack(IPC8)	6	8	68	3523	71	3
cyber-security(IPC6)	30	42	45	8305	411	0
depots(IPC3)	21	73	57	1818	43	2
elevator(IPC2, IPC6, IPC7)	50	304	52	2407	18	2
floor-tile(IPC7, IPC8)	7	44	47	215	21	2
freecell(IPC2, IPC3)	50	191	55	13158	69	0
genome-edit-distances(IPC8)	20	93	121	7592	46	0
grid(IPC1)	5	15	65	8586	24	0
gripper(IPC1)	20	20	70	188	26	1
hiking(IPC8)	20	111	50	9283	14	0
logistics(IPC1, IPC2)	50	161	86	6112	34	21
mystery-prime(IPC1)	30	61	11	15397	40	0
mystery(IPC1)	19	28	11	9130	40	0
parc-printer(IPC6)	30	116	47	319	63	1
parking(IPC7, IPC8)	20	144	79	67111	107	0
pathways(IPC5)	22	36	147	1467	233	0
peg-solitaire(IPC6, IPC7)	30	258	31	185	34	0
pipesworld(IPC4, IPC5)	43	392	41	7572	265	0
rovers(IPC3, IPC5)	40	143	76	3388	123	6
satellite(IPC3, IPC4)	36	158	88	42891	72	6
scanalyzer-3d(IPC7)	20	118	41	55827	24	0
tetris(IPC8)	19	25	65	35023	2308	0
thoughtful(IPC8)	15	47	91	6723	261	0
tpp(IPC5)	30	58	120	7738	143	3
transport(IPC6, IPC7, IPC8)	20	87	196	44987	22	3
trucks(IPC5)	18	69	36	3814	20	0
visit-all(IPC7, IPC8)	20	77	1912	5728	1467	1
woodworking(IPC6, IPC7)	30	130	58	4811	232	0
zenotravel(IPC3)	20	54	33	5218	16	0
Total	811	3265	12797	147	109	2

Table 4: Experimental results of the CIBS algorithm. $cflex$ and cf_{norm} show the mean concurrency and its normalized value, respectively, after the phases (EOG, BD, SC). The number of plans with improved $cflex$ over the previous phase are listed in parentheses. The inc column shows the number of plans improved over EOG, and $\frac{cflex}{flex}$ gives the average ratio of concurrent operators to unordered operators, and T is the mean execution time in seconds.

Domains	EOG		BD	SC				T
	$cflex$	cf_{norm}	cf_{norm}	cf_{norm}	$cflex$	inc	$\frac{cflex}{flex}$	
barman	0.004	0.348	0.413(18)	0.645(15)	0.006	22	0.02	477
blocks	0	0			0		0	46
child-snack	0.695	0.103	0.917(8)	0.987(1)	0.725	8	0.86	5
data-network	0.282	0.183	0.498(7)	0.649(7)	0.301	8	0.9	125
depots	0.265	0.454	0.562(41)	(1)	0.279	41	0.82	21
elevator	0.162	0.346	0.516(95)	(2)	0.168	95	0.67	41
floor-tile	0.147	0.288	0.325(28)	0.339(4)	0.164	29	0.79	1
freecell	0.077	0.423	0.454(38)	0.485(14)	0.079	47	0.91	6
genome-edit-distances	0.005	0.454	0.517(14)		0.006	14	0.02	167
grid	0	0.114	0.181(1)		0	1	0.38	4
gripper	0.017	0			0.017		0.07	7
hiking	0.056	0.441	0.472(30)	0.489(7)	0.058	34	0.82	1
logistics	0.576	0.324	0.481(71)	0.539(29)	0.585	72	0.98	45
mystery	0.123	0.181			0.123		1	0
mystery-prime	0.176	0.354			0.176		1	0
no-mystery	0.037	0.287	0.63(15)		0.042	15	0.4	1
parc-printer	0.629	0.043			0.629		1	0
parking	0.003	0.535	0.434(4)	0.455(6)	0.003	9	0.5	13
pathways	0.505	0.094	0.724(26)		0.54	26	0.97	321
peg-solitaire	0	0			0		0	1
pipesworld	0.167	0.445	0.465(61)	0.472(21)	0.174	66	0.95	7
rovers	0.705	0.447	0.515(62)	0.6(30)	0.716	70	0.94	31
satellite	0.436	0.468			0.436		0.82	54
scanalyzer-3d	0.068	0.472	0.227(9)	0.242(3)	0.07	11	0.17	3
storage	0.12	0.432	0.37(14)	0.372(1)	0.11	14	0.3	1
tetris	0.536	0.241	0.334(9)	0.461(8)	0.546	10	0.99	44
thoughtful	0.085	0.405	0.422(1)		0.085	1	0.98	6
tidybot	0.067	0.57	0.53(3)		0.067	3	0.88	15
tpp	0.315	0.158	0.641(45)	0.695(10)	0.417	46	0.84	123
transport	0.456	0.393	0.441(18)	0.467(2)	0.457	20	0.97	177
trucks	0.025	0.346	0.375(6)		0.025	6	0.73	0
woodworking	0.907	0.399			0.907		1	1
zenotravel	0.389	0.499	0.565(19)		0.391	19	0.94	1
Total	0.237	0.339	0.384(643)	0.401(161)	0.242	687	0.68	35

sources (e.g., elevators, robots, cars etc) available in the corresponding problem task. In our experiment, SC has improved *cflex* in a significant number of plans in barman, data-network, freecell, hiking, logistics, pipesworld, rovers, and tpp domains. We also present the ratio of concurrent operators to the unordered operators of the resultant plans in $\frac{cflex}{flex}$ column. In some domains, such as mystery, mystery-prime, parc-printer, and woodworking, this ratio is 1, meaning all resultant plans in these domains are definite parallel plans.

We investigate the correlation between performance metrics (*cflex*, execution time) of CIBS with various plan properties, such as plan size, number of ground operators, variables, and independent variables. We use the Spearman correlation coefficient [25] to measure the correlation since it uses ranks instead of assumptions of normality. Spearman correlation determines the strength and direction of the monotonic relationship between two variables. A monotonic relationship is characterized by a consistent directional change between the two variables: as one variable increases (or decreases), the other consistently increases (or decreases). A coefficient from 0 to 0.3 (-0.3 to 0) suggests a weak association, while 0.4 to 0.6 (-0.4 to -0.6) signifies moderate strength. A range of 0.7 to 1 (-0.7 to -1) indicates a strong relationship. The correlation plot in Figure 7 shows that *cflex* has a moderate positive correlation with the number of independent variables. The execution time of CIBS strongly correlated with plan size, and moderately correlated with the number of ground operators and the number of variables of the corresponding planning task.

Figure 8 illustrates the mean *cflex* improvement across plan sizes ranging from 1 to 450 at intervals of 50. It’s notable that the mean *cflex* improvement peaks within the range of plan sizes between 300 and 350. On average, *cflex* improvement gradually escalates as plan sizes increase from smaller ones to those within the 350 range. However, beyond the size of 350, there’s a sudden and significant drop in *cflex* improvement for larger plans.

We compare EOG, BD, and FIBS based on their *cflex-score* over time in Figure 9. The *cflex-score* is determined by multiplying the average normalized *cflex* by the coverage within a specified time frame. Here, coverage represents the proportion of plans for which the respective method has completed computation out of the total number of plans. EOG rapidly computes deordering, but its line begins to plateau after approximately 16 seconds,

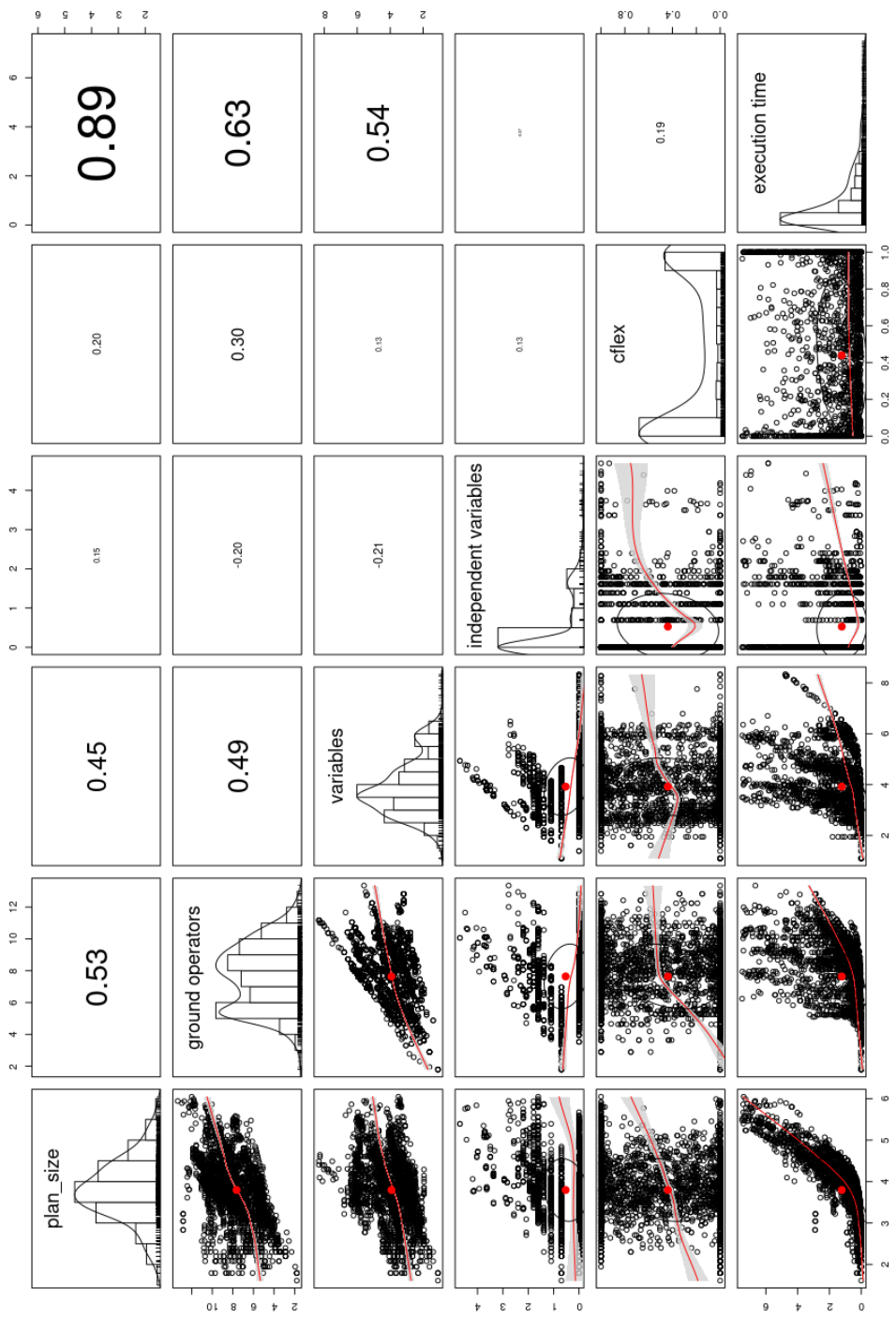


Figure 7: Correlation among plan *cflex* after CIBS, the execution time of CIBS, and plan properties, including plan size, number of ground operators, variables, and independent variables.

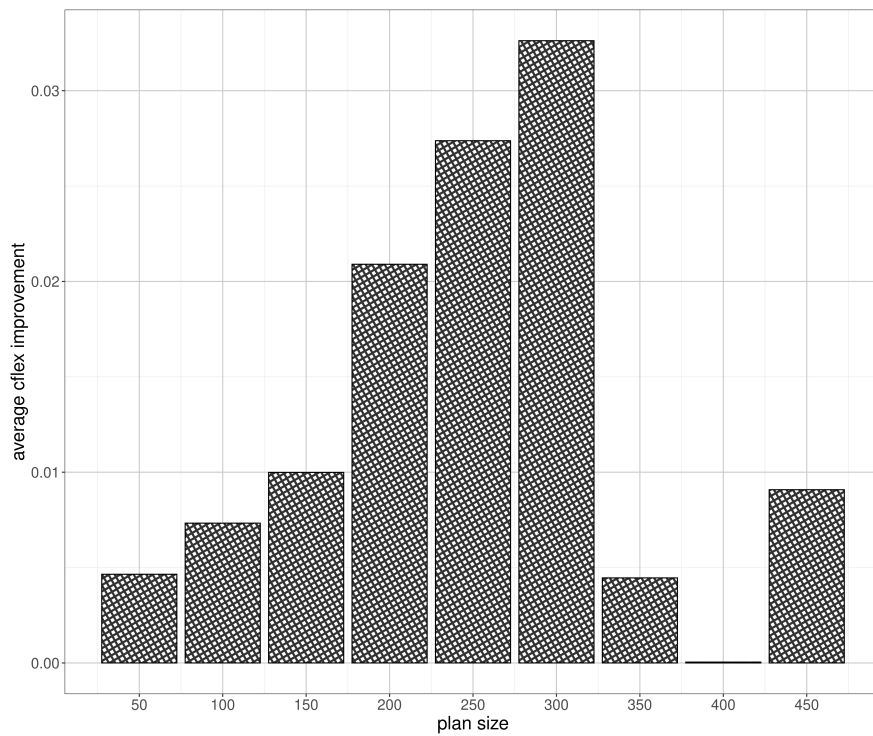


Figure 8: Mean *cflex* improvement after performing CIBS as a function of plan size.

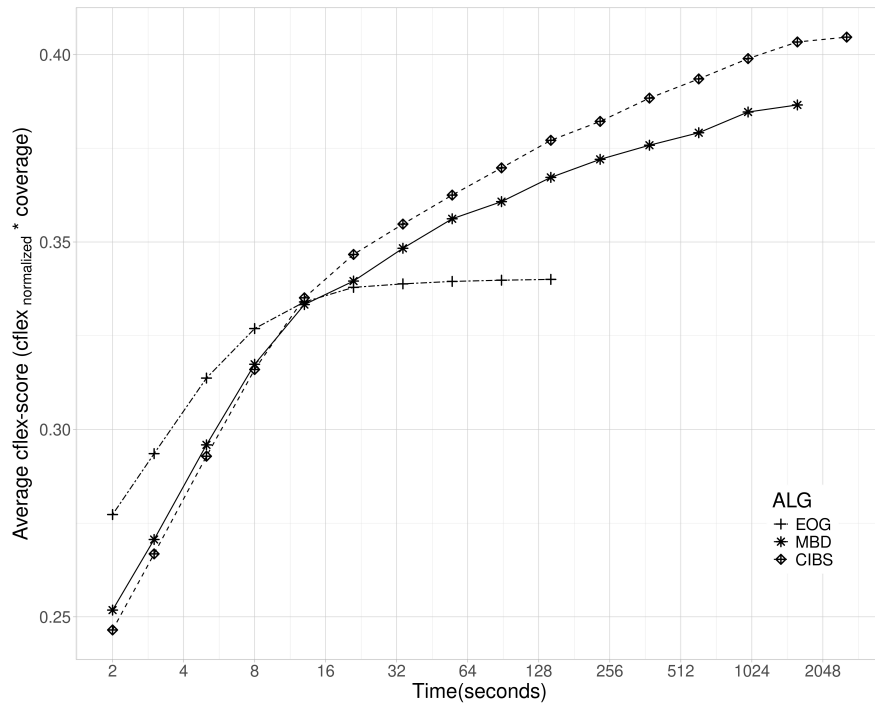


Figure 9: Average *cflex*-score as a function of time after performing EOG, MBD, and CIBS for 3265 plans from IPC domains. *cflex* is normalized to the interval between the lowest and highest *cflex* found for a problem.

reaching an average *cflex-score* of 0.33. Block deordering surpasses the EOG line around the 13-second mark and continues to ascend, reaching approximately 0.38 *cflex-score*. CIBS follows a trajectory akin to block deordering but surpasses it at 13 seconds, consistently maintaining its position above the block deordering line.

6. Conclusion

This study establishes the necessary and sufficient conditions for a non-concurrency constraint between an operator pair in a POP under FDR encodings, allowing the transformation of a POP into a parallel plan. Then, we enhance the concurrency of the parallel plan by employing block deordering and block-substitution in our algorithm CIBS. Our experimental analysis demonstrates that CIBS significantly enhances the concurrency of plans from IPC domains.

CIBS exploits PBD plans by using blocks as candidate subplans for substitution instead of blindly searching for suitable subplans, resulting in lower computational costs. However, our algorithm does not explore other subplans not enclosed by blocks within a PBD plan. We can explore alternative approaches, such as forming random blocks, to identify candidate subplans for substitution. Additionally, we can extend the application of block deordering and block substitution in the class of parallel plans with interacting operators.

References

- [1] P. Haslum, N. Lipovetzky, D. Magazzeni, C. Muise, An Introduction to the Planning Domain Definition Language, Synthesis Lectures on Artificial Intelligence and Machine Learning, Morgan & Claypool, 2019. [doi:10.2200/S00900ED2V01Y201902AIM042](https://doi.org/10.2200/S00900ED2V01Y201902AIM042).
- [2] C. Bäckström, Finding least constrained plans and optimal parallel executions is harder than we thought, in: Current Trends in AI Planning: EWSP'93-2nd European Workshop on Planning,, 1994, pp. 46–59.
- [3] C. A. Knoblock, Generating parallel execution plans with a partial-order planner, in: International Conference on Artificial Intelligence Planning Systems, 1994, pp. 98–103.

- [4] P. Régnier, B. Fade, Complete determination of parallel actions and temporal optimization in linear plans of action, in: Proceedings of the European Workshop on Planning, EWSP '91, Springer-Verlag, Berlin, Heidelberg, 1991, p. 100–111.
- [5] B. FADE, P. REGNIER, Détermination du parallélisme maximal et optimisation temporelle dans les plans d'actions linéaires, *Revue d'intelligence artificielle* 5 (3) (1991) 67–88.
- [6] E. P. Pednault, Formulating multiagent, dynamic-world problems in the classical planning framework, in: M. P. GEORGEFF, A. L. LANSKY (Eds.), *Reasoning About Actions & Plans*, Morgan Kaufmann, 1987, pp. 47–82. doi:<https://doi.org/10.1016/B978-0-934613-30-9.50006-8>.
- [7] J. S. Penberthy, D. S. Weld, UCPOP: A sound, complete, partial order planner for ADL, in: Proceedings of the Third International Conference on Principles of Knowledge Representation and Reasoning, KR'92, Morgan Kaufmann Publishers Inc., 1992, p. 103–114.
- [8] C. Boutilier, R. I. Brafman, Planning with concurrent interacting actions, in: Proceedings of the Fourteenth National Conference on Artificial Intelligence and Ninth Conference on Innovative Applications of Artificial Intelligence, AAAI'97/IAAI'97, AAAI Press, 1997, p. 720–726.
- [9] C. Boutilier, R. I. Brafman, Partial-order planning with concurrent interacting actions, *Journal of Artificial Intelligence Research* 14 (2001) 105–136. doi:[10.1613/jair.740](https://doi.org/10.1613/jair.740).
- [10] D. L. Kovacs, et al., A multi-agent extension of pddl3. 1, in: ICAPS 2012 Proceedings of the 3rd Workshop on the International Planning Competition (WS-IPC 2012), 2012, pp. 19–37.
- [11] S. Shekhar, R. I. Brafman, Representing and planning with interacting actions and privacy, *Artificial Intelligence* 278 (2020) 103200. doi:[10.1016/j.artint.2019.103200](https://doi.org/10.1016/j.artint.2019.103200).
- [12] M. Helmert, Concise finite-domain representations for pddl planning tasks, *Artificial Intelligence* 173 (5) (2009) 503–535. doi:[10.1016/j.artint.2008.10.013](https://doi.org/10.1016/j.artint.2008.10.013).

- [13] S. Kambhampati, S. Kedar, A unified framework for explanation-based generalization of partially ordered and partially instantiated plans, *Artificial Intelligence* 67 (1) (1994) 29–70. [doi:10.1016/0004-3702\(94\)90011-6](https://doi.org/10.1016/0004-3702(94)90011-6).
- [14] M. Veloso, M. Perez, J. Carbonell, Nonlinear planning with parallel resource allocation, *Proceedings of the Workshop on Innovative Approaches to Planning, Scheduling and Control* (1990).
- [15] F. H. Siddiqui, P. Haslum, Block-structured plan deordering, in: M. Thielscher, D. Zhang (Eds.), *AI 2012: Advances in Artificial Intelligence*, Springer Berlin Heidelberg, Berlin, Heidelberg, 2012, pp. 803–814.
- [16] C. Muise, J. Beck, S. McIlraith, Optimal partial-order plan relaxation via maxsat, *Journal of Artificial Intelligence Research* 57 (2016) 113–149. [doi:10.1613/jair.5128](https://doi.org/10.1613/jair.5128).
- [17] M. Helmert, The fast downward planning system, *Journal of Artificial Intelligence Research* 26 (September 2006). [doi:10.1613/jair.1705](https://doi.org/10.1613/jair.1705).
- [18] S. B. Noor, F. H. Siddiqui, Improving plan execution flexibility using block-substitution (2024). [arXiv:2406.03091](https://arxiv.org/abs/2406.03091).
- [19] C. Bäckström, Computational aspects of reordering plans, *Journal of Artificial Intelligence Research* 9 (1) (1998) 99–137.
- [20] D. S. Weld, An introduction to least commitment planning, *AI Magazine* 15 (4) (1994) 27. [doi:10.1609/aimag.v15i4.1109](https://doi.org/10.1609/aimag.v15i4.1109).
- [21] M. Waters, B. Nebel, L. Padgham, S. Sardina, Plan relaxation via action debinding and deordering, *Proceedings of the International Conference on Automated Planning and Scheduling* 28 (1) (2018) 278–287. [doi:10.1609/icaps.v28i1.13901](https://doi.org/10.1609/icaps.v28i1.13901).
- [22] M. Waters, L. Padgham, S. Sardina, Optimising partial-order plans via action reinstantiation, in: *Proceedings of the Twenty-Ninth International Joint Conference on Artificial Intelligence, IJCAI’20, 2020*, pp. 4113–4120.
- [23] S. Richter, M. Westphal, The LAMA planner: Guiding cost-based any-time planning with landmarks, *Journal of Artificial Intelligence Research* 39 (1) (2010) 127–177.

- [24] B. Nebel, On the compilability and expressive power of propositional planning formalisms, *Journal of Artificial Intelligence Research* 12 (1) (2000) 271–315.
- [25] C. Spearman, The proof and measurement of association between two things, *The American Journal of Psychology* 15 (1) (1904) 72–101.