

Exploiting Data Significance in Remote Estimation of Discrete-State Markov Sources

Jiping Luo, Nikolaos Pappas, *Senior Member, IEEE*

Abstract

We consider the semantics-aware remote estimation of a discrete-state Markov source with both *normal* (low-priority) states and *alarm* (high-priority) states. Erroneously announcing a normal state at the destination when the source is actually in an alarm state (i.e., missed alarm error) incurs a significantly higher cost than falsely announcing an alarm state when the source is in a normal state (i.e., false alarm error). Moreover, successive reception of an estimation error may cause significant *lasting impact*, e.g., maintenance cost and misoperations. Motivated by this, we assign different costs to different estimation errors and introduce two new age metrics, namely the *Age of Missed Alarm* (AoMA) and the *Age of False Alarm* (AoFA), to account for the *lasting impact* incurred by different estimation errors. Notably, the two age processes evolve *dependently* and can distinguish between different types of estimation errors and different synced states. The aim is to achieve an optimal trade-off between the cost of estimation error, lasting impact, and communication utilization. The problem is formulated as an average-cost, countably infinite state-space Markov decision process (MDP). We show that the optimal policy exhibits a *switching-type structure*, making it amenable to policy storage and algorithm design. Notably, when the source is symmetric and states are equally important, the optimal policy has identical thresholds, i.e., *threshold-type*. To make the problem numerically tractable, we propose a finite-state approximate MDP. Analytical results are derived for the original and the truncated MDPs. Moreover, we show that the truncated MDP converges to the original one exponentially fast in the truncation size. Theoretical and numerical results underscore that our approach extends the current understanding of the Age of Incorrect Information (AoII) and the cost of actuation error (CAE), showing that they are specific instances within our broader framework.

Index Terms

Semantic communications, remote estimation, Markov source, age of information, data significance.

I. INTRODUCTION

Efficient remote state estimation is the key to various networked control systems (NCSs), such as environmental monitoring, smart factories, swarm robotics, and connected autonomous vehicles [1]–[3]. The remote estimation problem involves two decision-makers: a sensor co-located with the information source and a remotely placed receiver. The sensor observes a dynamic source and sends its observations to the receiver over an unreliable channel.

This work has been supported in part by the Swedish Research Council (VR), Excellence Center at Linköping – Lund in Information Technology (ELLIIT), Graduate School in Computer Science (CUGS), the European Union (ETHER, 101096526), and the European Union’s Horizon Europe research and innovation programme under the Marie Skłodowska-Curie Grant Agreement No 101131481 (SOVEREIGN).

J. Luo and N. Pappas are with the Department of Computer and Information Science, Linköping University, Linköping 58183, Sweden (e-mail: {jiping.luo, nikolaos.pappas}@liu.se).

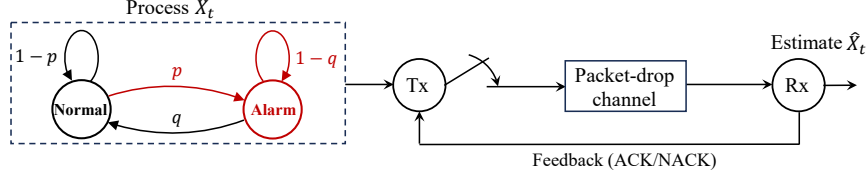


Fig. 1. The considered system model with high priority states (alarms).

In contrast, the receiver is tasked with reconstructing the source realizations using the received data. In light of practical constraints, such as battery capacity, bandwidth limit, and network contention [4]–[8], a fundamental question is *how to achieve an optimal trade-off between estimation performance and communication cost*. This is often done through various metrics that capture the *value (semantics) of information* [9]–[12], thereby reducing the amount of inefficient data transmissions.

Accuracy and *freshness*, usually measured by distortion¹ and the Age of Information (AoI²), respectively, are two dominant semantic attributes in the remote estimation literature. In some specific systems, they are closely related. For example, the minimum mean-square error (MMSE) covariance of a linear time-invariant (LTI) system is a non-linear, monotonically increasing function of AoI [16]–[19]. In such systems, AoI serves as a sufficient statistic for decision-making, and the monotonicity implies the existence of a threshold-type optimal transmission policy [17]. Generally, the relationship between age and distortion is not well understood, thus it is interesting to be further investigated [20]–[22].

This paper aims to answer the following questions

Does more accurate or fresher mean more valuable? Are all states equally important?

We primarily focus on the remote estimation of a discrete-state Markov source with prioritized states, as shown in Fig. 1. We first explain that distortion and AoI become inefficient in such systems and then we introduce a new metric.

A notable difference between Markov and LTI models is that Markov sources evolve in a probabilistic manner, and state transitions are independent of previous realizations. An important observation is that *estimation error does not necessarily evolve monotonically with time*. Therefore, AoI becomes inefficient in such systems as it ignores the source evolution. An alternative age metric, namely the Age of Incorrect Information (AoII) [23]–[25], addresses this issue by counting only the time elapsed since the system was last synced. Specifically, the age will reset upon successful data reception or when the source automatically synchronizes with the remote estimate. In essence, AoII captures another semantic attribute—*lasting impact*. AoII penalizes the system for being in erroneous states for T consecutive slots by $\sum_{t=1}^T t$, while the Hamming distortion incurs only an accumulated cost of T . This attribute is significant in many applications. For instance, successive reception of erroneous status updates from a remotely controlled drone can lead to wrong operations or even crashes. However, AoII and distortion might not suffice in

¹Typical distortion functions include mean-square error (MSE) and Hamming distortion, which are widely used for continuous-state and discrete-state sources, respectively.

²AoI is defined as the time elapsed since the last successful reception of an update at the receiver. Interested readers are referred to [13]–[15] and the references therein.

our problem since *treat all source states equally, i.e., content-agnostic*. This *egalitarianism* results in inadequate transmissions in alarm states but excessive transmissions in normal states. Intuitively, a remotely controlled drone should be updated more frequently in urgent situations, e.g., off-track or near obstacles. This gives incentives to *content-aware* metrics.

There have been some initial efforts to exploit content awareness (i.e., *state-dependent significance*) in remote estimation systems [26]–[33]. The authors in [26] assigned a quadratic age variable for the alarm state and a linear age variable for the normal state, thus punishing more on the age of the alarm state. However, this method inherits some of the shortcomings of AoI. The Version Age of Information (VAoI) [27] tracks content changes in the age process, which becomes more relevant in systems sensitive to error variations. The most relevant metric that directly captures the data significance is the *cost of actuation error* (CAE) [28]–[33], which assigns *different costs to different estimation errors*. Intuitively, a missed alarm error incurs a significantly higher cost than a false alarm error. Structural results were presented in [33], which showed that the CAE-optimal policy specifies a deterministic mapping from estimation error to transmission decision. It may trigger a transmission whenever a missed alarm error occurs while completely ignoring false alarm errors. Not surprisingly, significant lasting costs will be paid for false alarm errors.

Motivated by the gap, our contributions are as follows.

- We introduce the Age of Missed Alarm (AoMA) and the Age of False Alarm (AoFA) to account for the lasting impacts of missed alarm errors and false alarm errors, respectively. The AoMA and AoFA evolve dependently, allowing them to distinguish between different estimation errors and synced states, thus content-awareness. Surprisingly, we show that not all synced states are equally important. In some cases, the best option might be triggering a transmission in a synced state, e.g., when both the source and receiver are in the alarm state. This feature offers significant performance benefits, yet it is rarely considered in the existing literature.
- We aim to achieve an optimized trade-off between estimation performance (including state-dependent cost and lasting impact) and communication cost. The problem is formulated as a Markov decision process (MDP) with an average-cost criterion and a countably infinite state-space. We show that the optimal policy is of a *switching-type*. In particular, the sensor triggers a transmission in certain synced states or when one of the following events occurs: 1) the AoMA exceeds a given threshold; 2) the AoFA exceeds a given threshold. Importantly, we show that, when the source is symmetric and the states are equally important, the optimal policy degenerates from the switching-type to the simple threshold-type, i.e., identical thresholds. These results underscore that existing results on AoI can be viewed as special cases of our approach.
- For numerical tractability, we truncate the age processes and introduce a finite-state approximate MDP. We show the asymptotical optimality of the truncated MDP, and propose an efficient policy search algorithm that circumvents the complexities of classical value iteration methods. Numerical comparisons reveal that our approach significantly outperforms AoI and CAE in terms of content awareness and lasting impact.

The remainder of this paper is organized as follows. We describe the remote estimation model in Section II and present the mathematical formulation of the optimal transmission problem in Section III. In Section IV, we show

the structural and analytical results of the optimal policy. In Section V, we show the conditions under which the optimal policy has identical thresholds. In Section VI, we introduce the truncated MDP and propose an efficient policy search algorithm. Section VII presents some simulation results, and we conclude this paper in Section VIII.

II. SYSTEM MODEL

A. Remote Estimation Model

We consider a remote estimation system shown in Fig. 1. The model consists of the following ingredients

1) *Source*: The information source is modeled by a two-state, time-homogeneous, discrete-time Markov chain (DTMC) $\{X_t\}_{t \geq 1}$, where $X_t \in \{0, 1\}$ is the state variable, $t \geq 1$ is the time index. The slot length is defined as the interval between two successive state changes. At each slot t , the source resides in either state 0 (*normal*, or low-priority) or state 1 (*alarm*, or high-priority). This model extends straightforwardly to multi-state systems, wherein one group of states holds greater interest while the others constitute a fictitious normal state. It is worth mentioning that states here can represent either quantization levels of a physical process or abstract statuses (e.g., operation modes, component failures, or abrupt changes in system dynamics, etc.) of a system³.

The state transition probability matrix of the DTMC is

$$Q = \begin{bmatrix} \bar{p} & p \\ q & \bar{q} \end{bmatrix} \quad (1)$$

where $\bar{p} = 1 - p$, $\bar{q} = 1 - q$, $Q_{i,j} = \Pr[X_{t+1} = j | X_t = i]$ is the probability of transitioning from state i to state j between two consecutive time slots. To avoid pathological cases, we assume Q is *irreducible*, i.e., $0 < p, q < 1$. A DTMC is called *symmetric* if $Q = Q^T$. Otherwise, the chain is called *asymmetric*. Moreover, we call a chain *positively correlated* if it is more likely to stay in the current state than to change state, i.e., $p < \bar{q}$. The chain is *negatively correlated* if $p > \bar{q}$ and is *non-negatively correlated* if $p \leq \bar{q}$. We note the case where $p = \bar{q}$ corresponds to a source having *i.i.d.* state evolution.

2) *Channel Model*: We consider an unreliable channel with *i.i.d.* packet drops. The channel state $H_t \in \{0, 1\}$ follows a Bernoulli distribution with a mean of p_s . Here, $H_t = 1$ denotes the successful reception of a data packet at time t , and $H_t = 0$ denotes a packet drop. Upon successful reception, the receiver sends a one-bit acknowledgment (ACK) packet to the sensor. Otherwise, a negative ACK (NACK) signal is feedback to indicate transmission failure. We assume that ACK/NACK packets are delivered instantaneously and error-free. Therefore, the sensor knows precisely the estimate \hat{X}_t at the receiver.

3) *Sensor*: The sensor sequentially observes the process and decides whether or not to transmit the source state. We assume that *the decision made in the current time slot will take effect at the beginning of the next time slot, not immediately*. Specifically, if during the current time slot t , the sensor chooses to update the source state, a new packet X_{t+1} is sampled and transmitted at the beginning of slot $t + 1$. This action delay accounts for several practical considerations such as measurement delay and system processing time [35], [36], which can be more

³Examples include Markov jump systems [34], where the system has a finite number of operation modes governed by a DTMC. Each mode corresponds to a specific type of physical process or a particular group of system parameters.

prominent in the case of very short duration of transmission slot that is common in 5G and beyond systems. Let $A_t \in \{0, 1\}$ denote the decision variable, where $A_t = 1$ means transmission while $A_t = 0$ means no transmission.

The information available at the sensor at each decision epoch t is

$$I_t^1 = \{X_{1:t}, \hat{X}_{1:t}, A_{1:t-1}\}. \quad (2)$$

The sensor chooses an action A_t according to some *transmission rule* π_t , i.e.,

$$A_t = \pi_t(I_t^1) = \pi_t(X_{1:t}, \hat{X}_{1:t}, A_{1:t-1}). \quad (3)$$

Notice that π_t can be either *deterministic*, selecting an action in a given state with certainty, or *randomized*, specifying a probability distribution on the action space. The collection $\pi = \{\pi_t\}_{t=1}^\infty$ is called the *transmission policy*.

4) *Receiver*: Let $Y_t \in \{0, 1, \mathcal{E}\}$ denote the output of the channel at time t , where the symbol \mathcal{E} denotes no packet received. The information available at the receiver at each time t is

$$I_t^2 = \{Y_{1:t}, H_{1:t}\}. \quad (4)$$

However, it is challenging to reconstruct source states using under-sampled measurements. The *estimation rule* g_t depends on the source statistics, the channel condition, and the transmission policy. In this paper, we assume that the receiver does not know the source pattern and updates its estimate using the latest received measurement⁴ [23], [33], i.e.,

$$\hat{X}_t = g_t(I_t^2) = X_{U_t}, \quad (5)$$

where $U_t = \max\{1 \leq \tau \leq t : Y_\tau \neq \mathcal{E}\}$.

Remark 1. The AoI in such systems is defined as $\Delta_t^{\text{AoI}} = t - U_t$. However, AoI ignores both the source evolution and the information content. Consequently, a large AoI does not necessarily mean poor estimation performance, as the system may remain synced for some time, and vice versa.

B. Content-Aware Age Processes and Costs

Since the source states are not equally important, we distinguish the estimation errors by the following two types.

- **False Alarm (FA):** It occurs when $X_t = 0$ and $\hat{X}_t = 1$, indicating an unnecessary alarm triggered by the receiver. While somewhat less important, FA errors may incur extra operation or maintenance costs.
- **Missed Alarm (MA):** It occurs when $X_t = 1$ and $\hat{X}_t = 0$, indicating a failure to detect an alarm by the receiver. MA errors are more crucial and thus higher penalties.

⁴Assuming the availability of source statistics at the receiver side, one may consider other estimation rules such as MMSE and Maximum likelihood estimation (MLE) [37].

Then, we introduce two new age metrics, namely the Age of False Alarm (AoFA) and the Age of Missed Alarm (AoMA), to quantify the *lasting impact*⁵ of the FA and MA errors, respectively. The age processes evolve as follows

$$\Delta_{t+1}^{\text{FA}} = \begin{cases} \Delta_t^{\text{FA}} + 1, & \text{if } X_{t+1} = 0, \hat{X}_{t+1} = 1, \\ 0, & \text{otherwise.} \end{cases} \quad (6)$$

$$\Delta_{t+1}^{\text{MA}} = \begin{cases} \Delta_t^{\text{MA}} + 1, & \text{if } X_{t+1} = 1, \hat{X}_{t+1} = 0, \\ 0, & \text{otherwise.} \end{cases} \quad (7)$$

Since Δ_t^{FA} and Δ_t^{MA} cannot simultaneously be non-zero, they can be formed in a compact way as

$$\Delta_t = \mathbb{1}_{\{(X_t, \hat{X}_t)=(0,1)\}} \Delta_t^{\text{FA}} + \mathbb{1}_{\{(X_t, \hat{X}_t)=(1,0)\}} \Delta_t^{\text{MA}}, \quad (8)$$

where $\mathbb{1}_{\{\cdot\}}$ is the indicator function of an event.

Let $S_t = (X_t, \hat{X}_t, \Delta_t)$ denote the system state at time t . The state space is given by

$$\mathcal{S} = \{(0, 0, 0), (1, 1, 0)\} \cup \{(0, 1, \delta), (1, 0, \delta) : \delta \geq 1\}, \quad (9)$$

where $\mathcal{S}_{\text{syncd}} = \{(0, 0, 0), (1, 1, 0)\}$, $\mathcal{S}_{\text{FA}} = \{(0, 1, \delta), \delta \geq 1\}$, and $\mathcal{S}_{\text{MA}} = \{(1, 0, \delta), \delta \geq 1\}$ are the set of synced states, the set of FA errors, and the set of MA errors, respectively. Note that \mathcal{S} is a *countably infinite* set because the ages are possibly unbounded. It is worth mentioning that $S_t = (\Delta_t^{\text{MA}}, \Delta_t^{\text{FA}})$ is not a good choice since $S_t = (0, 0)$ causes ambiguity in the synced states. We will demonstrate the importance of non-ambiguity in Section IV-B.

The cost of being in state S_t is defined as

$$\begin{aligned} c(S_t) &= \beta \Delta_t^{\text{MA}} + (1 - \beta) \Delta_t^{\text{FA}} \\ &= (\beta \mathbb{1}_{\{(X_t, \hat{X}_t)=(1,0)\}} + (1 - \beta) \mathbb{1}_{\{(X_t, \hat{X}_t)=(0,1)\}}) \Delta_t, \end{aligned} \quad (10)$$

where $\beta \in (0, 1]$ represents the *significance* of MA errors. Recall that action A_t will take effect at the beginning of slot $t + 1$. Therefore, we can only evaluate the effectiveness of an action after receiving ACK/NACK packets, i.e., knowing the outcome of S_{t+1} . The (per-step expected) cost of taking an action A_t in state S_t is

$$c(S_t, A_t) = \mathbb{E}\{c(S_{t+1}) | S_t, A_t\}, \quad (11)$$

where the expectation is taken over the channel uncertainties, the source statistics, and the (possibly) random actions.

Remark 2. The cost (10) assigns different significance and age penalties for different estimation errors. Notice that AoI and AoII [23] only have one age process, which means they cannot distinguish between different estimation errors and are hence content- and change-agnostic. So they are not applicable in some applications such as quickest change detection [38], [39] where certain state holds more interest.

⁵Staying in an erroneous state for an extended period may lead to substantial ramifications, not mere accumulated costs during this period [23], [30]. A notable advantage of age-based metrics is that they capture the impact of consecutive errors through history, whereas distortion-based metrics can not.

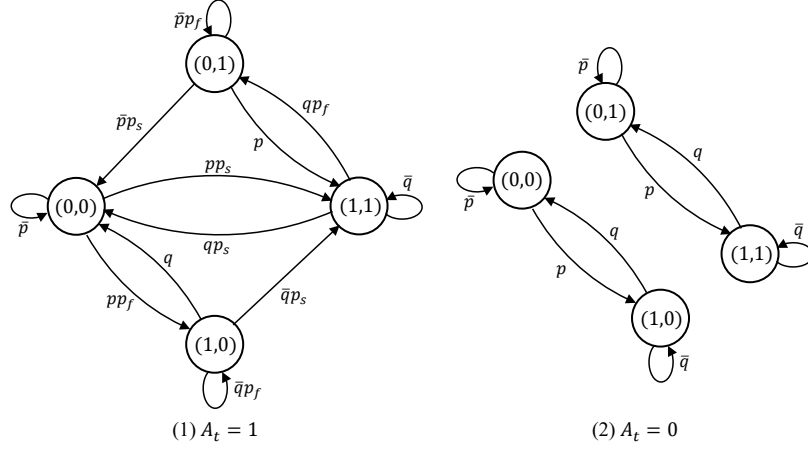


Fig. 2. The Markov chain under different actions.

Remark 3. If we treat the MA and FA errors equally, then the cost function (10) becomes $c(S_t) = \Delta_t$. This expression essentially defines the AoII. Thus, AoII can be considered a special case where all states are given equal significance⁶. We will rigorously establish this result in Theorem 3. Moreover, distortion and CAE [33] are also special cases, but where the lasting impact vanishes.

Remark 4. From a technical perspective, our system state S_t captures richer information than the approaches in the literature. Distortion and CAE only consider (X_t, \hat{X}_t) , while most existing age metrics, such as AoII and AoI, solely depend on Δ_t . This characterization, however, makes our problem significantly more challenging.

C. System Dynamics

Take an action a in a certain state $s = (x, \hat{x}, \delta)$, the system state will transition to $s' = (x', \hat{x}', \delta')$ according to the following probabilities

$$P_{s,s'}(a) = \Pr\{(x', \hat{x}') | (x, \hat{x}), a\} \Pr\{\delta' | x', \hat{x}', \delta\}, \quad (12)$$

where

$$\Pr\{(x', \hat{x}') | (x, \hat{x}), a\} = \begin{cases} Q_{i,k} p_s, & a = 1, (x, \hat{x}) = (i, j), (x', \hat{x}') = (k, k), k \neq j, \\ Q_{i,k} p_f, & a = 1, (x, \hat{x}) = (i, j), (x', \hat{x}') = (k, j), k \neq j, \\ Q_{i,j}, & a = 1, (x, \hat{x}) = (i, j), (x', \hat{x}') = (j, j), \\ Q_{i,k}, & a = 0, (x, \hat{x}) = (i, j), (x', \hat{x}') = (k, j), \\ 0, & \text{otherwise.} \end{cases} \quad (13)$$

⁶It should be stressed that existing results on AoII are for symmetric sources [23]–[25]. These results do not extend automatically to asymmetric sources, as state change probabilities become state-dependent.

$$\Pr\{\delta'|x', \hat{x}', \delta\} = \begin{cases} 1, & x' \neq \hat{x}', \delta' = \delta + 1, \\ 1, & x' = \hat{x}', \delta' = 0, \\ 0, & \text{otherwise.} \end{cases} \quad (14)$$

where $p_f = 1 - p_s, i, j, k \in \{0, 1\}$.

The system transitions under different actions are shown in Fig. 2. Notably, the chain under the continuous transmission policy (i.e., $A_t = 1, \forall t \geq 1$) is irreducible, whereas the chain associated with the non-transmission policy (i.e., $A_t = 0, \forall t \geq 1$) has two isolated groups of states. It implies that the underlying system (12) is *multichain* [40].

III. PROBLEM FORMULATION AND ANALYSIS

A. Problem Formulation

Given a transmission policy π , the average content-aware estimation error is defined as

$$C(\pi) \triangleq \limsup_{T \rightarrow \infty} \frac{1}{T} \sum_{t=1}^T \mathbb{E}^\pi [c(S_t, A_t) | S_1 = s_1], \quad (15)$$

where \mathbb{E}^π represents the conditional expectation, given that policy π is employed with initial state $s_1 = (0, 0, 0)$.

Similarly, the transmission frequency (average number of transmissions) is defined as

$$F(\pi) \triangleq \limsup_{T \rightarrow \infty} \frac{1}{T} \sum_{t=1}^T \mathbb{E}^\pi [f(S_t, A_t) | S_1 = s_1], \quad (16)$$

where $f(S_t, A_t) = \mathbb{1}_{\{A_t \neq 0\}}$.

Given the communication cost (i.e., the cost of joint sampling and transmission) λ for each transmission, the sensor aims to achieve a desired balance between the communication cost and the estimation performance. Hence, the sensor's global objective function is

$$\begin{aligned} \mathcal{L}^\lambda(\pi) &\triangleq \limsup_{T \rightarrow \infty} \frac{1}{T} \sum_{t=1}^T \mathbb{E}^\pi [l^\lambda(S_t, A_t) | S_1 = s_1] \\ &= C(\pi) + \lambda F(\pi), \end{aligned} \quad (17)$$

where $l^\lambda(S_t, A_t) \triangleq c(S_t, A_t) + \lambda f(S_t, A_t)$.

The sensor aims to determine the λ -optimal transmission policy π_λ^* to minimize (17), i.e.,

$$\mathcal{L}^\lambda = \inf_{\pi \in \Pi} \mathcal{L}^\lambda(\pi), \quad (18)$$

where Π is the set of all admissible policies.

Definition 1. A policy is called λ -optimal if, for a given nonnegative value of λ , it attains the infimum in (18). With a slight abuse of notation, we denote the costs incurred by the λ -optimal policy as $\mathcal{L}^\lambda = \mathcal{L}^\lambda(\pi_\lambda^*), C^\lambda = C(\pi_\lambda^*)$, and $F^\lambda = F(\pi_\lambda^*)$.

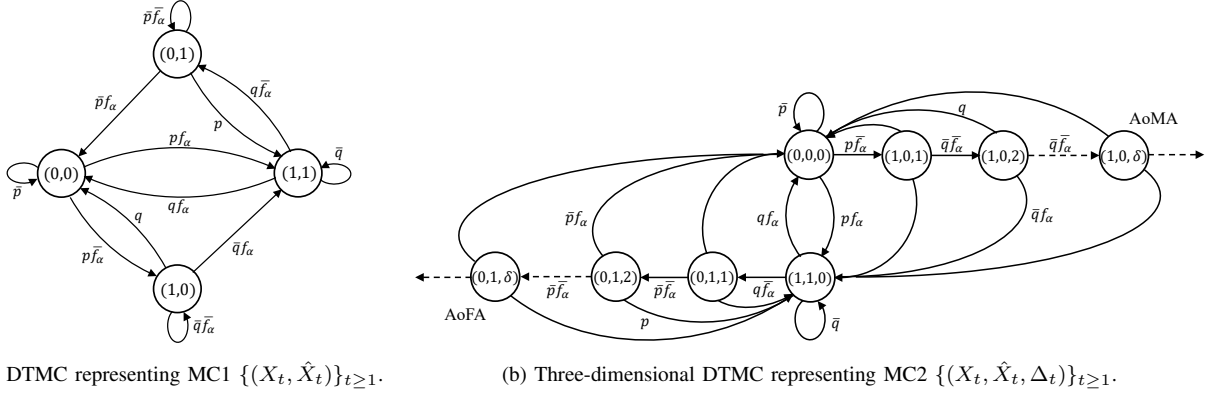


Fig. 3. The evolution of the Markov chains induced by the content-agnostic policy.

Remark 5. Problem (18) is an average-cost Markov Decision Process (MDP). However, it encounters computing and memory challenges due to the infinite state space and (possibly) unbounded per-step costs. The main approach to remedy these difficulties is to reveal favorable properties of the optimal policy, thereby restricting the policy searching space.

B. Content-Agnostic Policy

Before optimally solving the MDP, we first examine a special subclass of stationary randomized policy, termed content-agnostic policy. Specifically, it simply triggers a transmission with a fixed probability $f_{ca}, 0 < f_{ca} \leq 1$, regardless of the system state (content). As a result, the system dynamics of a content-agnostic policy are given by

$$P_{s,s'}(a) = \begin{cases} \bar{p}, & s = s' = (0, 0, 0), \\ \bar{q}, & s = s' = (1, 1, 0), \\ pf_\alpha, & s = (0, 0, 0), s' = (1, 1, 0), \\ qf_\alpha, & s = (1, 1, 0), s' = (0, 0, 0), \\ p\bar{f}_\alpha, & s = (0, 0, 0), s' = (1, 0, 1), \\ q\bar{f}_\alpha, & s = (1, 0, \delta), s' = (1, 0, \delta + 1), \\ q, & s = (1, 0, \delta), s' = (0, 0, 0), \\ q\bar{f}_\alpha, & s = (1, 0, \delta), s' = (1, 1, 0), \\ p\bar{f}_\alpha, & s = (1, 1, 0), s' = (0, 1, 1), \\ p\bar{f}_\alpha, & s = (0, 1, \delta), s' = (0, 1, \delta + 1), \\ p, & s = (0, 1, \delta), s' = (1, 1, 0), \\ p\bar{f}_\alpha, & s = (0, 1, \delta), s' = (0, 0, 0), \\ 0, & \text{otherwise.} \end{cases} \quad (19)$$

where $\delta \geq 1$, $f_\alpha = p_s f_{ca}$ and $\bar{f}_\alpha = 1 - p_s f_{ca}$. The Markov chain $\{(X_t, \hat{X}_t)\}_{t \geq 1}$ (MC1) and $\{(X_t, \hat{X}_t, \Delta_t)\}_{t \geq 1}$ (MC2⁷) induced by the content-agnostic policy are shown in Fig. 3. It can be observed that the system features two *dependent* age processes (i.e., AoMA and AoFA), intricately connected through the synced states. This makes it more complicated to analyze the limiting behavior of the induced chain.

The following proposition provides some important properties of the content-agnostic policy, which we will use to establish the existence of a λ -optimal policy. Assertion (ii) states that the underlying MDP is *communicating* [40], while assertions (iii-iv) imply the solvability of the infinite-horizon problem.

Proposition 1. *Suppose that Q is irreducible and $f_{ca} > 0$. Then the following hold.*

(i) *MC1 is a finite-state ergodic Markov chain and admits the following stationary distribution*

$$\nu = \frac{1}{\zeta} \begin{bmatrix} q(q + \bar{q}f_\alpha) & pq\bar{f}_\alpha \\ pq\bar{f}_\alpha & p(p + \bar{p}f_\alpha) \end{bmatrix}, \quad (20)$$

where $\zeta = (p + q)[f_\alpha + (p + q)\bar{f}_\alpha]$, $\nu_{i,j}$ represents the average amount of time the chain is in state (i, j) .

(ii) *MC2 is a countable-state, irreducible, and positive recurrent Markov chain. The stationary probabilities are*

$$\nu_{0,0,0} = \nu_{0,0}, \quad \nu_{1,1,0} = \nu_{1,1}, \quad (21)$$

$$\nu_{1,0,k} = p\bar{f}_\alpha(\bar{q}\bar{f}_\alpha)^{k-1}\nu_{0,0}, \quad k \geq 1, \quad (22)$$

$$\nu_{0,1,k} = q\bar{f}_\alpha(\bar{p}\bar{f}_\alpha)^{k-1}\nu_{1,1}, \quad k \geq 1. \quad (23)$$

Furthermore, the average cost is

$$\mathcal{L}^\lambda(\pi_{ca}) = \frac{\beta p \bar{f}_\alpha \nu_{0,0}}{(1 - \bar{q}\bar{f}_\alpha)^2} + \frac{(1 - \beta) q \bar{f}_\alpha \nu_{1,1}}{(1 - \bar{p}\bar{f}_\alpha)^2} + \lambda f_{ca}. \quad (24)$$

(iii) *There exists a state z in MC2 such that the expected first passage time $\bar{T}_{i,z}$ from any state $i \in \mathcal{S} \setminus \{z\}$ to z is finite.*

(iv) *For the state z in (iii), the expected first passage cost $\bar{M}_{i,z}$ is also finite.*

Proof. Please see Appendix A. □

IV. STRUCTURAL RESULTS OF THE OPTIMAL POLICY

A. Optimality of Switching-Type Policy

In the sequel, we develop structural results of the λ -optimal policy. Problem (18) can be characterized by an MDP with a 4-tuple $(\mathcal{S}, \mathcal{A}, P, l^\lambda)$. Herein, $l^\lambda(s, a)$ is the (per-step) cost function, and P is the system transition probability function given in (12). To address the “curse of dimensionality” and the “curse of memory”, we intend to derive the structure of the λ -optimal policy and characterize the limiting behavior of the induced Markov chain.

We first show in the following proposition the existence of a λ -optimal policy. Moreover, it allows us to restrict attention to stationary deterministic policies.

⁷The system evolves as *Taiji*, a concept from Chinese philosophy, in which the *Yin* (MA errors) eventually transitions to the *Yang* (FA errors).

Proposition 2. Suppose that Q is irreducible. Then, there exists a function h^λ such that

$$\mathcal{L}^\lambda + h^\lambda(i) = \min_a \{l^\lambda(i, a) + \sum_j P_{i,j}(a) h^\lambda(j)\} \quad (25)$$

for all $i \in \mathcal{S}$, where \mathcal{L}^λ is the minimum average cost. Furthermore, the λ -optimal policy π_λ^* is stationary deterministic given by

$$\pi_\lambda^*(i) = \arg \min_a \{l^\lambda(i, a) + \sum_j P_{i,j}(a) h^\lambda(j)\}, i \in \mathcal{S}. \quad (26)$$

Proof. We rely on [41, Corollary 7.5.10] and verify that the following conditions are valid.

C1: There exists a stationary policy π' and a state $z \in \mathcal{S}$ such that the expected first passage time and the expected first passage cost from every other state to z are finite;

C2: The Markov chain induced by policy π' has a single positive recurrent class that is equal to \mathcal{S} ;

C3: Given any positive constant U , the set $\mathcal{S}_U \triangleq \{s \in \mathcal{S} | l^\lambda(s, a) \leq U \text{ for some } a\}$ is finite.

By Proposition 1, C1 and C2 follows. C3 can be verified via the non-transmission policy. This completes the proof. \square

Remark 6. One may try to apply value iteration methods to solve the Bellman's optimality equation (25). However, it is not applicable in practice as we cannot iterate over infinitely many states. Furthermore, even with such an optimal policy at hand, it is impossible to store all state-action pairs due to memory constraints at the sensor. Deep reinforcement learning (DRL) techniques can partially address these challenges, however, at the cost of suboptimality and lack of interpretability.

We first address the ‘‘curse of memory’’. Fortunately, the following important theorem shows that the λ -optimal policy has a simple *switching-type structure* facilitating the policy storage and algorithm design.

Definition 2. We define the ordering $s_1 \leq s_2$ for $s_1, s_2 \in \{(0, 0, 0)\} \cup \mathcal{S}_{\text{MA}}$ if the age satisfies $0 \leq \delta_1 \leq \delta_2$. Similarly, the ordering for $s_1, s_2 \in \{(1, 1, 0)\} \cup \mathcal{S}_{\text{FA}}$ is $s_1 \leq s_2$ if $0 \leq \delta_1 \leq \delta_2$.

Assumption 1. The source is non-negatively correlated⁸.

Theorem 1. The λ -optimal policy has a switching-type structure. That is, for any given ordering $s_- \leq s \leq s_+$, $s_-, s, s_+ \in \mathcal{S}_{\text{MA}}$ (or \mathcal{S}_{FA}), if $\pi_\lambda^*(s) = 1$, then $\pi_\lambda^*(s_+) = 1$ for all $s_+ \geq s$. Also, if $\pi_\lambda^*(s) = 0$, then $\pi_\lambda^*(s_-) = 0$ for all $s_- \leq s$. Furthermore, under Assumption 1, the above statement holds, respectively, for $\{(0, 0, 0)\} \cup \mathcal{S}_{\text{MA}}$ and $\{(1, 1, 0)\} \cup \mathcal{S}_{\text{FA}}$.

Proof. Please see Appendix B. \square

Under the mild assumption stated above, the state space can be divided into two classes: one for AoMA (i.e., $\{(0, 0, 0)\} \cup \mathcal{S}_{\text{MA}}$) and another for AoFA (i.e., $\{(1, 1, 0)\} \cup \mathcal{S}_{\text{FA}}$). Consequently, finding an optimal policy is

⁸A slightly stronger assumption, which is commonly made in the literature [42], is that the chain is positively correlated.

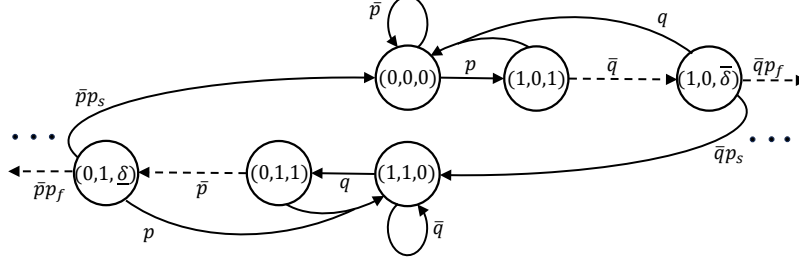


Fig. 4. DTMC representing the switching policy with thresholds $\bar{\delta}$ and $\underline{\delta}$.

equivalent to determining two threshold values, one for each age process. However, if Assumption 1 fails to hold, the synced states should be treated separately. To avoid unessential technical complications, this paper will proceed under Assumption 1. The analysis without this assumption is analogous.

Fig. 4 shows the Markov chain induced by a switching-type policy with thresholds $\bar{\delta}, \underline{\delta} \geq 1$. A notable difference from the Markov chain in Fig. 3b is the absence of transitions between the synced and low-age states. The sensor initiates a transmission only when the current AoMA exceeds the threshold $\bar{\delta}$ or the AoFA exceeds the threshold $\underline{\delta}$. Therefore, the sensor only needs to store two threshold values instead of all possible state-action pairs, thus remedying the “curse of memory”. We note that the threshold $\bar{\delta}$ for AoMA does not necessarily equal the threshold $\underline{\delta}$ for AoFA. We will show that identical thresholds are generally suboptimal (see Section V).

B. Analysis of Switching-Type Policy

In the sequel, we analyze the limiting behavior of the switching-type policy. It is worth mentioning that *our approach can differentiate between the synced states*—a feature rarely considered in the literature. This feature offers significant performance benefits since the *synced states are not equally important*. For instance, if the sensor triggers a transmission in the synced state $(0,0,0)$, then there is a high probability that the system will directly transition to another synced state $(1,1,0)$, thereby forcing the system into low-cost FA errors. In outline, our approach allows us to distinguish between the following four cases⁹: (i) always transmission, i.e., $\bar{\delta} = \underline{\delta} = 0$, (ii) no transmission in synced states, i.e., $\bar{\delta}, \underline{\delta} \geq 1$, (iii) transmitting in state $(0,0,0)$, i.e., $\bar{\delta} = 0, \underline{\delta} \geq 1$, and (iv) transmitting in state $(1,1,0)$, i.e., $\bar{\delta} \geq 1, \underline{\delta} = 0$.

The main result of this section follows. Proposition 3 establishes the stationary distribution of the switching-type policy for the dominating case $\bar{\delta}, \underline{\delta} \geq 1$. Further, theorem 2 provides the closed-form expressions for the average cost associated with this case.

Proposition 3. *Suppose that the thresholds for AoMA and AoFA are $\bar{\delta}, \underline{\delta} \geq 1$. Then, the DTMC in question is irreducible and admits a stationary distribution given by*

$$\nu_{0,0,0} = \Gamma_0(a, b), \quad \nu_{1,1,0} = \Gamma_1(a, b), \quad (27)$$

⁹When Assumption 1 fails to hold, transmitting in the synced state $(0,0,0)$ does not necessarily imply triggering transmission in all MA errors. For instance, case (i) becomes transmitting in the synced states $(0,0,0)$ and $(1,1,0)$ as well as in MA and FA errors that exceed the thresholds $\bar{\delta}, \underline{\delta} \geq 1$, respectively. However, the analysis is analogous.

$$\nu_{1,0,k} = \begin{cases} p\bar{q}^{k-1}\nu_{0,0,0}, & 1 \leq k \leq \bar{\delta}, \\ p\bar{q}^{\bar{\delta}-1}(\bar{q}p_f)^{k-\bar{\delta}}\nu_{0,0,0}, & k > \bar{\delta}. \end{cases} \quad (28)$$

$$\nu_{0,1,k} = \begin{cases} q\bar{p}^{k-1}\nu_{1,1,0}, & 1 \leq k \leq \underline{\delta}, \\ q\bar{p}^{\underline{\delta}-1}(\bar{p}p_f)^{k-\underline{\delta}}\nu_{1,1,0}, & k > \underline{\delta}. \end{cases} \quad (29)$$

where

$$\Gamma_0(a, b) = \frac{\bar{p}b(\underline{\delta})}{(1+a(1))\bar{p}b(\underline{\delta}) + (1+b(1))\bar{q}a(\bar{\delta})}, \quad (30)$$

$$\Gamma_1(a, b) = \frac{\bar{q}a(\bar{\delta})}{(1+a(1))\bar{p}b(\underline{\delta}) + (1+b(1))\bar{q}a(\bar{\delta})}, \quad (31)$$

$$a(1) = \frac{p(1-\bar{q}^{\bar{\delta}-1})}{1-\bar{q}} + a(\bar{\delta}), \quad a(\bar{\delta}) = \frac{p\bar{q}^{\bar{\delta}-1}}{1-\bar{q}p_f}, \quad (32)$$

$$b(1) = \frac{q(1-\bar{p}^{\underline{\delta}-1})}{1-\bar{p}} + b(\underline{\delta}), \quad b(\underline{\delta}) = \frac{q\bar{p}^{\underline{\delta}-1}}{1-\bar{p}p_f}. \quad (33)$$

Proof. Please see Appendix C. \square

Theorem 2. For a given switching-type policy π with thresholds $\bar{\delta}, \underline{\delta} \geq 1$, the average costs are

$$C(\pi) = \beta p\psi(\bar{q}, \bar{\delta})\nu_{0,0,0} + (1-\beta)q\psi(\bar{p}, \underline{\delta})\nu_{1,1,0}, \quad (34)$$

$$F(\pi) = a(\bar{\delta})\nu_{0,0,0} + b(\underline{\delta})\nu_{1,1,0}, \quad (35)$$

$$\mathcal{L}^\lambda(\pi) = C^\lambda(\pi) + \lambda F^\lambda(\pi), \quad (36)$$

where $\psi(p, \delta) = \frac{1-[p+(1-p)\delta]p^{\delta-1}}{(1-p)^2} + \frac{[pp_f+(1-pp_f)\delta]p^{\delta-1}}{(1-pp_f)^2}$, $a(\bar{\delta}), b(\underline{\delta}), \nu_{0,0,0}$, and $\nu_{1,1,0}$ are given in Proposition 3.

Proof. Please see Appendix D. \square

The analysis for the other three cases is carried out similarly. The results are summarized in the following lemmas.

Lemma 1. Suppose that $\bar{\delta} = 0, \underline{\delta} \geq 1$. Then, the stationary distribution satisfies

$$\nu_{0,0,0} = \Gamma_0(a, b), \quad \nu_{1,1,0} = \Gamma_1(a, b), \quad (37)$$

$$\nu_{1,0,k} = pp_f(\bar{q}p_f)^{k-1}, \quad k \geq 1, \quad (38)$$

$$\nu_{0,1,k} = \begin{cases} q\bar{p}^{k-1}\nu_{1,1,0}, & 1 \leq k \leq \underline{\delta}, \\ q\bar{p}^{\underline{\delta}-1}(\bar{p}p_f)^{k-\underline{\delta}}\nu_{1,1,0}, & k > \underline{\delta}. \end{cases} \quad (39)$$

where $b(1)$ and $b(\underline{\delta})$ are the same as in Proposition 3, and

$$a(1) = \frac{pp_f}{1-\bar{q}p_f}, \quad a(\bar{\delta}) = \frac{a(1)}{\bar{q}p_f}. \quad (40)$$

Furthermore, the average costs are

$$C(\pi) = \frac{\beta p p_f \nu_{0,0,0}}{(1 - \bar{q} p_f)^2} + (1 - \beta) q \psi(\bar{p}, \underline{\delta}) \nu_{1,1,0}, \quad (41)$$

$$F(\pi) = (1 + a(1)) \nu_{0,0,0} + b(\underline{\delta}) \nu_{1,1,0}. \quad (42)$$

Proof. Please see Appendix E. \square

Lemma 2. Suppose that $\bar{\delta} \geq 1, \underline{\delta} = 0$. Then, the stationary distribution satisfies

$$\nu_{0,0,0} = \Gamma_0(a, b), \quad \nu_{1,1,0} = \Gamma_1(a, b), \quad (43)$$

$$\nu_{1,0,k} = \begin{cases} p \bar{q}^{k-1} \nu_{0,0,0}, & 1 \leq k \leq \bar{\delta}, \\ p \bar{q}^{\bar{\delta}-1} (\bar{q} p_f)^{k-\bar{\delta}} \nu_{0,0,0}, & k > \bar{\delta}. \end{cases}, \quad (44)$$

$$\nu_{0,1,k} = q p_f (\bar{p} p_f)^{k-1}, \quad k \geq 1. \quad (45)$$

where $a(1)$ and $a(\bar{\delta})$ are the same as in Proposition 3, and

$$b(1) = \frac{q p_f}{1 - \bar{p} p_f}, \quad b(\bar{\delta}) = \frac{b(1)}{\bar{p} p_f}. \quad (46)$$

Furthermore, the average costs are

$$C(\pi) = \beta p \psi(\bar{q}, \bar{\delta}) \nu_{0,0,0} + \frac{(1 - \beta) q p_f \nu_{1,1,0}}{(1 - \bar{p} p_f)^2}, \quad (47)$$

$$F(\pi) = a(\bar{\delta}) \nu_{0,0,0} + (1 + b(1)) \nu_{1,1,0}. \quad (48)$$

Proof. As the situation is analogous to Lemma 1, the proof is omitted. \square

Lemma 3. Suppose that $\bar{\delta} = \underline{\delta} = 0$, then the stationary distribution satisfies

$$\nu_{0,0,0} = \Gamma_0(a, b), \quad \nu_{1,1,0} = \Gamma_1(a, b), \quad (49)$$

$$\nu_{1,0,k} = p p_f (\bar{q} p_f)^{k-1} \nu_{0,0,0}, \quad k \geq 1, \quad (50)$$

$$\nu_{0,1,k} = q p_f (\bar{p} p_f)^{k-1} \nu_{1,1,0}, \quad k \geq 1. \quad (51)$$

where

$$a(1) = \frac{p p_f}{1 - \bar{q} p_f}, \quad a(\bar{\delta}) = \frac{a(1)}{\bar{q} p_f}, \quad b(1) = \frac{q p_f}{1 - \bar{p} p_f}, \quad b(\bar{\delta}) = \frac{b(1)}{\bar{p} p_f}.$$

Furthermore, the average cost is

$$\mathcal{L}^\lambda(\pi) = \frac{\beta p p_f \nu_{0,0,0}}{(1 - \bar{q} p_f)^2} + \frac{(1 - \beta) q p_f \nu_{1,1,0}}{(1 - \bar{p} p_f)^2} + \lambda. \quad (52)$$

Proof. The results follow directly by combining Lemma 1 and Lemma 2, or equivalently, applying the continuous-transmission policy into Proposition 1. \square

V. SYMMETRIC SOURCE AND THRESHOLD-TYPE POLICY

We now consider symmetric sources and show the conditions under which the optimal policy has identical thresholds, i.e., *threshold-type*. Intuitively, for a symmetric source with equally important states, we can ignore the components (X_t, \hat{X}_t) in S_t for two reasons: 1) The sensor has no preference for different source states. 2) State changes occur with equal probabilities, independent of the current source state. In this case, the system can be fully characterized by the age process

$$\Delta_{t+1}^{\text{AoII}} = \begin{cases} \Delta_t^{\text{AoII}} + 1, & \text{if } X_{t+1} \neq \hat{X}_{t+1}, \\ 0, & \text{otherwise.} \end{cases} \quad (53)$$

whose dynamics are independent of (X_t, \hat{X}_t) given by

$$P_{\Delta, \Delta'}(a) = \begin{cases} p, & \Delta \neq 0, \Delta' = 0, a = 0, \\ \bar{p}, & \Delta \neq 0, \Delta' = \Delta + 1, a = 0, \\ p + \bar{p}p_s, & \Delta \neq 0, \Delta' = 0, a = 1, \\ \bar{p}p_f, & \Delta \neq 0, \Delta' = \Delta + 1, a = 1, \\ \bar{p}, & \Delta = 0, \Delta' = 0, a = 0, \\ p, & \Delta = 0, \Delta' = 1, a = 0, \\ \bar{p} + pp_s, & \Delta = 0, \Delta' = 0, a = 1, \\ pp_f, & \Delta = 0, \Delta' = 1, a = 1, \\ 0, & \text{otherwise.} \end{cases} \quad (54)$$

It can be easily shown that the above age process is recurrent and has finite expected first passage time (and cost) (see [43, Chapter 5]). Therefore, one can easily show that, to achieve a trade-off between the age penalty and communication cost, the optimal transmission policy should be a threshold-type [23].

One might be interested in the following two questions

Is this age process a special case of our approach? Under what conditions is it optimal to use a threshold-type policy?

We formally answer these questions in Theorem 3. It states that, when the source is symmetric, the AoMA and AoFA processes merge into the age process (53). Further, when the states are equally important, the optimal policy degenerates from a switching-type to a simple threshold-type. This result underscores that existing results on AoII can be viewed as special cases of our approach.

Assumption 2. *The source is symmetric and the states are equally important, i.e., $p = q, \beta = 0.5$.*

Theorem 3. *Under Assumption 2, the optimal policy has identical thresholds, which can be obtained using the age process (53).*

Proof. For symmetric sources, i.e., $p = q$, the quantities $a(\cdot)$ and $b(\cdot)$ have the same expression. Define $\xi(x) = 1 - \bar{p}^{x-1}$, $\psi(x) = \psi(\bar{p}, x)$, then the average cost of a switching-type policy π with thresholds $x, y \geq 1$ is

$$\begin{aligned}\mathcal{L}^\lambda(x, y) &= \frac{[\beta p \psi(x) + \lambda a(x)]a(y) + [(1 - \beta)p \psi(y) + \lambda a(y)]a(x)}{[1 + \xi(x) + a(x)]a(y) + [1 + \xi(y) + a(y)]a(x)} \\ &= \frac{[\beta p \psi(x) + \lambda a(x)]/a(x) + [(1 - \beta)p \psi(y) + \lambda a(y)]/a(y)}{[1 + \xi(x) + a(x)]/a(x) + [1 + \xi(y) + a(y)]/a(y)}.\end{aligned}\quad (55)$$

For a threshold-type policy with $y = x$, the average cost can be simplified as

$$\mathcal{L}^\lambda(x) = \frac{0.5p\psi(x) + \lambda a(x)}{1 + \xi(x) + a(x)}.\quad (56)$$

We show in Lemma 4 that $\mathcal{L}^\lambda(x)$ equals the average cost of the age process in (53). Therefore, our approach is more general. For notational simplicity, we denote $\mathcal{L}^\lambda(x) = \frac{m_x}{n_x}$, where $m_x = 0.5p\psi(x) + \lambda a(x)$, $n_x = 1 + \xi(x) + a(x)$. Then $\mathcal{L}^\lambda(x, y)$ can be expressed as

$$\mathcal{L}^\lambda(x, y) = \frac{m_x + m_y}{n_x + n_y} + \frac{(\beta - 0.5)\left[\frac{\psi(x)}{a(x)} - \frac{\psi(y)}{a(y)}\right]}{\frac{1 + \xi(x) + a(x)}{a(x)} + \frac{1 + \xi(y) + a(y)}{a(y)}}.\quad (57)$$

To prove that the optimal policy has identical thresholds, it suffices to show that

$$\mathcal{L}^\lambda(x^*) \leq \min_{x, y} \mathcal{L}^\lambda(x, y),\quad (58)$$

where x^* is the optimal threshold that attains the minimum of $\mathcal{L}^\lambda(x)$. Also, we obtain, for any $x, y \geq 1$

$$\mathcal{L}^\lambda(x^*) \leq \frac{m_x}{n_x}, \quad \mathcal{L}^\lambda(x^*) \leq \frac{m_y}{n_y}.\quad (59)$$

Now we assume $\beta = 0.5$. The second term of the right-hand side of (57) vanishes. The proof is therefore reduced to showing that

$$\mathcal{L}^\lambda(x^*) \leq \frac{m_x + m_y}{n_x + n_y}, \quad \forall x, y \geq 1.\quad (60)$$

Let $\kappa = \min\{\frac{m_x}{n_x}, \frac{m_y}{n_y}\}$. By (59) we have $\kappa \geq \mathcal{L}^\lambda(x^*)$. It follows that¹⁰

$$\frac{m_x + m_y}{n_x + n_y} = \frac{\frac{m_x}{n_x}n_x + \frac{m_y}{n_y}n_y}{n_x + n_y} \geq \frac{\kappa(n_x + n_y)}{n_x + n_y} = \kappa.\quad (61)$$

This yields the result. \square

Lemma 4. *For the age process (53), the stationary distribution of a threshold policy π with threshold $\delta > 0$ is*

$$\nu_0 = \frac{1}{2 - \frac{p_s \bar{p}^\delta}{1 - \bar{p} p_f}}, \nu_k = \begin{cases} p \bar{p} \nu_{k-1}, & 1 \leq k \leq \delta, \\ p \bar{p}^{\delta-1} (\bar{p} p_f)^{k-\delta}, & k > \delta. \end{cases}\quad (62)$$

¹⁰An intuitive interpretation of this inequality is that a mixture of two bottles of saltier water out of three is still saltier than the remaining one.

Moreover, the average cost of the policy is

$$\mathcal{L}^\lambda(\pi) = 0.5p\psi(\bar{p}, \delta)\nu_0 + \lambda a(\delta)\nu_0. \quad (63)$$

Proof. Please see Appendix F. \square

Remark 7. The assertion of Theorem 3 fails to hold when the source is asymmetric or the states are prioritized. Since our approach covers the single age process case, it implies that the threshold-type policy is generally suboptimal. Intuitively, a single threshold cannot distinguish between different types of errors and different synced states. Also, a threshold policy with $\delta = 0$ is nothing but a continuous-transmission policy.

VI. STRUCTURE-AWARE ALGORITHM

In this section, we present a structure-aware algorithm to determine the optimal threshold values. As mentioned earlier, it is impractical to iterate over an infinite state space. To make the problem numerically tractable, we truncate the state space and propose a finite-state approximate MDP [41, Chapter 8]. The truncated age processes evolve as follows

$$\Delta_{t+1}^{\text{FA}}(N) = \begin{cases} [\Delta_t^{\text{FA}} + 1]_N^+, & \text{if } X_{t+1} = 0, \hat{X}_{t+1} = 1, \\ 0, & \text{otherwise.} \end{cases} \quad (64)$$

$$\Delta_{t+1}^{\text{MA}}(N) = \begin{cases} [\Delta_t^{\text{MA}} + 1]_N^+, & \text{if } X_{t+1} = 1, \hat{X}_{t+1} = 0, \\ 0, & \text{otherwise.} \end{cases} \quad (65)$$

where $[x]_m^+ = x$ if $x \leq m$ and $[x]_m^+ = m$ otherwise. That is, the system is confined within

$$\mathcal{S}_N = \{(0, 0, 0), (1, 1, 0), (1, 0, \delta), (0, 1, \delta) : \forall \delta \leq N\}. \quad (66)$$

All other states are considered indistinguishable from the boundary states $(1, 0, N)$ and $(0, 1, N)$. Let \mathcal{S}_N^{b} and $\mathcal{S}_N^{\text{in}} \triangleq \mathcal{S}_N \setminus \mathcal{S}_N^{\text{b}}$ denote the set of boundary states and the set of internal states, respectively.

Fig. 5 shows the truncated Markov chain under a switching-type policy. Note the self-transitions in the boundary states. In general, the truncated MDP might not converge to the original one as $N \rightarrow \infty$ [41]. Thus we will be concerned with the performance loss by the truncation of the state-space. We begin by proving the existence and structure of the truncated λ -optimal policy $\pi_\lambda^*(N)$. The asymptotic optimality of the truncated MDP will be shown shortly.

Proposition 4. For any given $N > 0$, there exists a truncated λ -optimal policy $\pi_\lambda^*(N)$ that has a switching-type structure.

Proof. We rely on Proposition 2 and Theorem 1 to establish this result. According to [40, Theorem 8.3.2], the existence of an optimal policy for a finite-state, bounded-cost MDP is assured if the MDP is communicating, or equivalently, if there exists a stationary randomized policy such that the induced Markov chain is recurrent [40, Theorem 8.3.1]. This condition trivially holds for our problem as the truncated chain under the content-agnostic

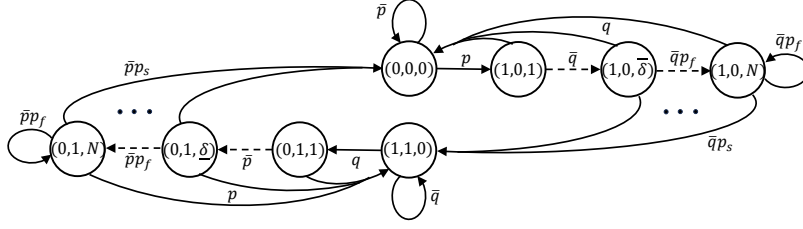


Fig. 5. DTMC representing the truncated MDP under a switching-type policy.

policy remains irreducible and recurrent. Furthermore, the switching-type structure can be deduced by applying the same proof as Theorem 1. \square

We then provide analytical results of the truncated MDP and show that, when the boundary size N is greater than the thresholds of a switching-type policy, the stationary probabilities of internal states are unchanged. Moreover, we show that the average cost differs from that of the original MDP by only a constant term, which decays exponentially with N . Note that we only provide results for $\bar{\delta}, \underline{\delta} \geq 1$, other cases can be derived analogously, thus omitted for brevity.

Proposition 5. *Given a switching-type policy π with thresholds $\bar{\delta}, \underline{\delta} \geq 1$ and $N > \max\{\bar{\delta}, \underline{\delta}\}$, let $\nu_{i,j,\delta}(N), \forall (i, j, \delta) \in S_N$ denote the stationary distribution of the truncated chain. Then, the stationary distribution satisfies*

$$\nu_{i,j,\delta}(N) = \nu_{i,j,\delta}, \forall (i, j, \delta) \in S_N^{\text{in}}, \quad (67)$$

$$\nu_{1,0,N}(N) = \frac{\bar{q}p_f}{1 - \bar{q}p_f} \nu_{1,0,N-1}, \quad (68)$$

$$\nu_{0,1,N}(N) = \frac{\bar{p}p_f}{1 - \bar{p}p_f} \nu_{0,1,N-1}. \quad (69)$$

Moreover, the average cost is

$$\mathcal{L}^\lambda(\pi, N) = \mathcal{L}^\lambda(\pi) - \sigma(\pi, N), \quad (70)$$

where $\sigma(\pi, N) = \frac{\beta \nu_{0,0,0} p \bar{q}^N p_f^{N-\bar{\delta}+1}}{(1-\bar{q}p_f)^2} + \frac{(1-\beta) \nu_{1,1,0} q \bar{p}^N p_f^{N-\underline{\delta}+1}}{(1-\bar{p}p_f)^2}.$

Proof. Please see Appendix G. \square

Corollary 1. $\lim_{N \rightarrow \infty} \sigma(\pi, N) \rightarrow 0$ for all switching-type policy π with $N > \max\{\bar{\delta}, \underline{\delta}\}$.

Proof. Let $p_m = \max\{p, q\}, \bar{p}_m = \max\{\bar{p}, \bar{q}\}$. Given that $0 < \nu_{0,0,0}, \nu_{1,1,0} < 1$, we may write

$$\sigma(\pi, N) < \frac{p_m \bar{p}_m^N p_f}{(1 - \bar{p}_m p_f)^2}, \quad (71)$$

which converges to 0 as $N \rightarrow \infty$. \square

We now show that the truncated MDP converges to the original MDP exponentially fast in N . This result significantly mitigates the “curse of dimensionality”, and we shall feel safe to truncate the state space with an

appropriately chosen N .

Theorem 4. *Let $\mathcal{L}^\lambda(N)$ be the minimal cost of the truncated MDP. Then, $\lim_{N \rightarrow \infty} \mathcal{L}^\lambda(N) \rightarrow \mathcal{L}^\lambda$.*

Proof. Let π_λ^* and $\pi_\lambda^*(N)$ be the optimal policy for the original and the truncated MDP, respectively. It follows, by Proposition 5, that

$$\begin{aligned} \mathcal{L}^\lambda(\pi_\lambda^*(N), N) + \sigma(\pi_\lambda^*, N) &\stackrel{(a)}{\leq} \mathcal{L}^\lambda(\pi_\lambda^*, N) + \sigma(\pi_\lambda^*, N) = \mathcal{L}^\lambda(\pi_\lambda^*) \\ &\stackrel{(b)}{\leq} \mathcal{L}^\lambda(\pi_\lambda^*(N)) = \mathcal{L}^\lambda(\pi_\lambda^*(N), N) + \sigma(\pi_\lambda^*(N), N). \end{aligned} \quad (72)$$

Herein, (a) holds because $\pi_\lambda^*(N)$ solves the truncated MDP, (b) holds because π_λ^* solves the original MDP. Using the fact that $\mathcal{L}^\lambda(\pi_\lambda^*(N), N) = \mathcal{L}^\lambda(N)$ and $\mathcal{L}^\lambda(\pi_\lambda^*) = \mathcal{L}^\lambda$ yields

$$\mathcal{L}^\lambda(N) + \sigma(\pi_\lambda^*, N) \leq \mathcal{L}^\lambda \leq \mathcal{L}^\lambda(N) + \sigma(\pi_\lambda^*(N), N). \quad (73)$$

Taking a limit $N \rightarrow \infty$ we obtain

$$\lim_{N \rightarrow \infty} \sigma(\pi_\lambda^*, N) = 0, \quad \lim_{N \rightarrow \infty} \sigma(\pi_\lambda^*(N), N) = 0. \quad (74)$$

This yields the result. \square

The optimal thresholds for the truncated MDP can be obtained by finding the minima of the cost function $\mathcal{L}^\lambda(\pi, N)$ within the policy domain $0 \leq \bar{\delta}, \underline{\delta} \leq N$. One may also apply the relative value iteration algorithm [33] in the state domain \mathcal{S}_N , but at the cost of high complexity. According to our analysis, the impact of state space truncation vanishes for a considerably large N . Therefore, the state space truncation method entails a trade-off between optimality and complexity.

In the sequel, we delve into some important properties of the cost function $\mathcal{L}^\lambda(\pi)$ and propose a computationally efficient search algorithm. The idea originates from the following result.

Proposition 6. *For any given $\underline{\delta} \geq 1$, there exists some finite threshold $x_\delta^* \geq 1$ such that the average cost function $\mathcal{L}^\lambda(x, \underline{\delta})$ is increasing for the all $x \geq x_\delta^*$. Similarly, for any given $\bar{\delta} \geq 1$, there exists some $y_\delta^* \geq 1$ such that $\mathcal{L}^\lambda(\bar{\delta}, y)$ is an increasing function for all $y \geq y_\delta^*$.*

Proof. Please see Appendix H for proof details and the derivation of x_δ^* and y_δ^* therein. \square

The search algorithm operates as follows.

- **Step 1:** Choose a sufficiently large N , say $N = 100$. Compute x_δ^* for each $\underline{\delta} = 1, 2, \dots, N$. Similarly, we obtain y_δ^* for each $\bar{\delta} = 1, 2, \dots, N$. The truncated policy space can be expressed as $\Pi_N = \{(x_\delta^*, \underline{\delta}) : 1 \leq \underline{\delta} \leq N\} \cap \{(\bar{\delta}, y_\delta^*) : 1 \leq \bar{\delta} \leq N\}$.
- **Step 2:** If $N' = \max\{x_\delta^*, y_\delta^*, 1 \leq \bar{\delta}, \underline{\delta} \leq N\} < N$, go to Step 3. Otherwise, choose a larger N , e.g., $N = 2N'$, and redo Step 1.

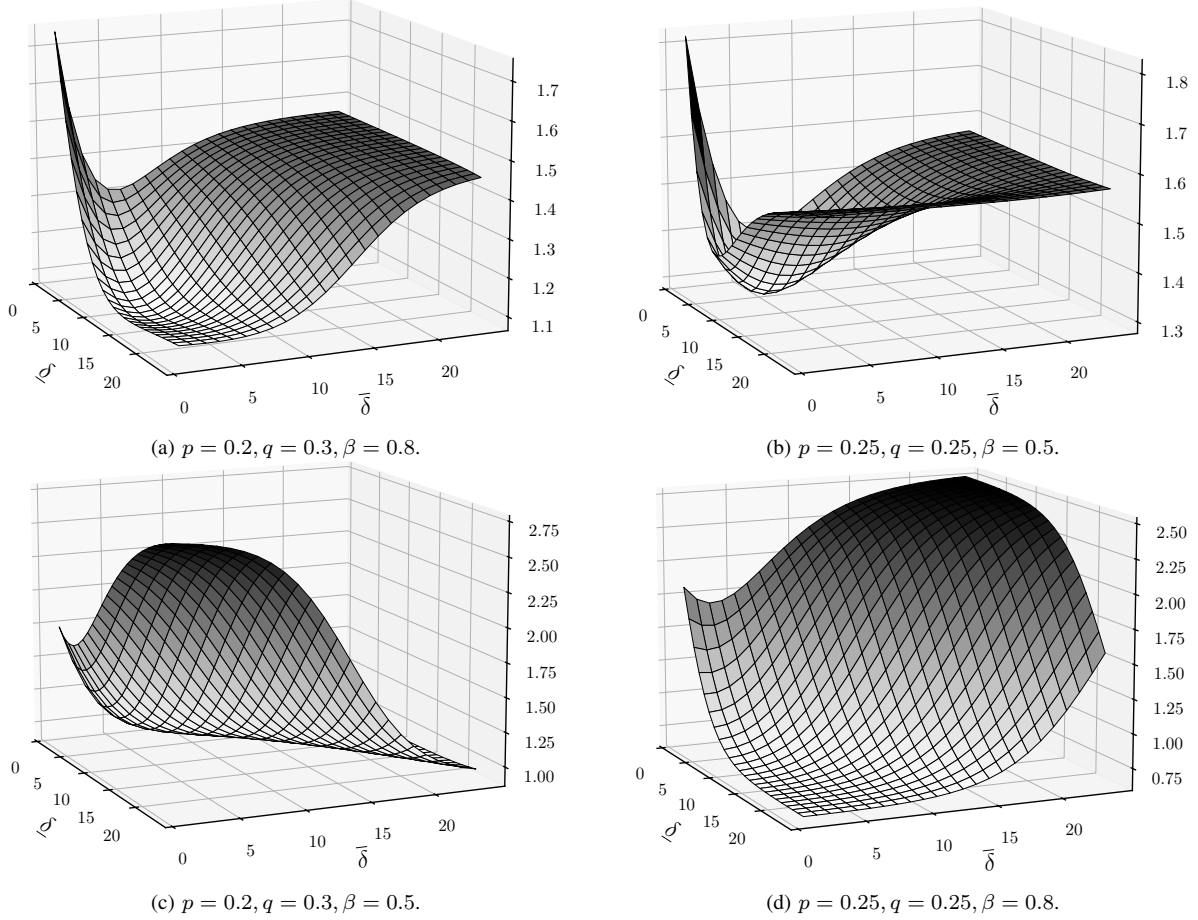


Fig. 6. The average cost as a function of different thresholds when $p_s = 0.9, \lambda = 8, N = 100$. The minimum is found at (a) $(\bar{\delta}^*, \underline{\delta}^*) = (3, 13)$, (b) $(\bar{\delta}^*, \underline{\delta}^*) = (5, 5)$, (c) $(\bar{\delta}^*, \underline{\delta}^*) = (11, 1)$, and (d) $(\bar{\delta}^*, \underline{\delta}^*) = (1, 24)$, respectively.

- **Step 3:** Compute $\mathcal{L}^\lambda(\pi)$ for all $\pi \in \Pi_N$. Find the optimal thresholds that attain the minimum, i.e., $(\bar{\delta}^*, \underline{\delta}^*) = \arg \min_{\pi \in \Pi_N} \mathcal{L}^\lambda(\pi)$.

This search algorithm ensures optimality not only in the space $\{(\bar{\delta}, \underline{\delta}) : 1 \leq \bar{\delta}, \underline{\delta} \leq N\}$ but also in $\{(\bar{\delta}, \underline{\delta}) : 1 \leq \bar{\delta} \leq N, \underline{\delta} > N\}$ and $\{(\bar{\delta}, \underline{\delta}) : \bar{\delta} > N, 1 \leq \underline{\delta} \leq N\}$.

VII. NUMERICAL RESULTS

In this section, we present numerical results for the remote estimation problem (18). We aim to demonstrate the superiority of our switching-type policy by comparing it to the threshold-type policy and the CAE-optimal policy¹¹. Moreover, we will explore how these policies behave, specifically analyzing their adherence to state-dependent importance and the resistance to lasting impact.

¹¹According to [33], the CAE-optimal policy is a stationary deterministic policy that triggers transmission depending on the original and reconstructed states, i.e., $\pi^*(X, \hat{X}) = 1$ for some $(X, \hat{X}) \in \{0, 1\} \times \{0, 1\}$.

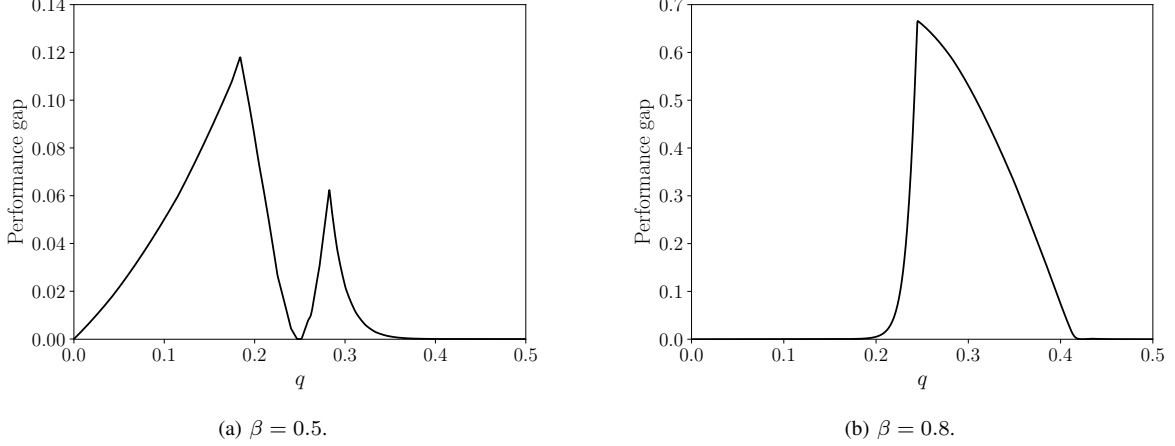


Fig. 7. The performance gap as a function of q when $p = 0.25, p_s = 0.9, \lambda = 8, N = 100$.

A. Performance Comparisons

Fig. 6 plots the average cost of the switching-type policy as a function of different threshold values, i.e., $\mathcal{L}^\lambda(\bar{\delta}, \underline{\delta})$. Note that we only plot the results when $\bar{\delta}, \underline{\delta} \geq 1$ since transmitting in synced states is costly in the considered scenarios. Fig. 6a shows the results of an asymmetric source with prioritized states. The surface is asymmetric and the low-cost region is where $\bar{\delta}$ is small but $\underline{\delta}$ is large. This implies that *the alarm state is significantly more important, thus forcing the sensor to trigger transmissions more frequently in MA errors*. On the other hand, Fig. 6b shows a special case where the source is symmetric and the states are equally important. In this case, the sensor has no preference for different states, and the source behaves in a balanced manner. Consequently, the surface is symmetric, and the optimal threshold-type policy $(\bar{\delta}^*, \underline{\delta}^*) = (5, 5)$ is globally optimal.

Fig. 6c and Fig. 6d plot the results for an asymmetric source with equally important states and for a symmetric source with prioritized states, respectively. In case (c), although the states are equally important, the source will stay in state 0 (normal state) for a larger fraction of time. Hence, a smaller $\underline{\delta}^*$ for AoFA is expected. In case (d), the source is symmetric but state 1 (alarm) is of great interest. It is observed that the threshold-type policy is suboptimal since it treats the states equally. By contrast, the optimal policy, i.e., $(\bar{\delta}^*, \underline{\delta}^*) = (1, 24)$, updates more frequently in MA errors. In outline, *our approach offers the flexibility to schedule transmissions according to data significance, which depends on both the state importance and the source evolution*.

Fig. 7 compares the performance gap between the threshold-type and switching-type policies, i.e., $\mathcal{L}^\lambda(\delta^*) - \mathcal{L}^\lambda(\bar{\delta}^*, \underline{\delta}^*)$. From Fig. 7a, we observe that, when the source states are equally important, the threshold-type policy demonstrates comparable performance if the difference between the stationary probabilities of state 0 and state 1, i.e., $\frac{|p-q|}{p+q}$, is small. However, when the states are prioritized, as shown in Fig. 7b, the largest performance gap occurs when $\frac{|p-q|}{p+q}$ is small. This happens because in this case, the information significance depends mainly on the importance of the states. Consequently, the threshold-type policy can perform arbitrarily poorly as it treats all states equally.

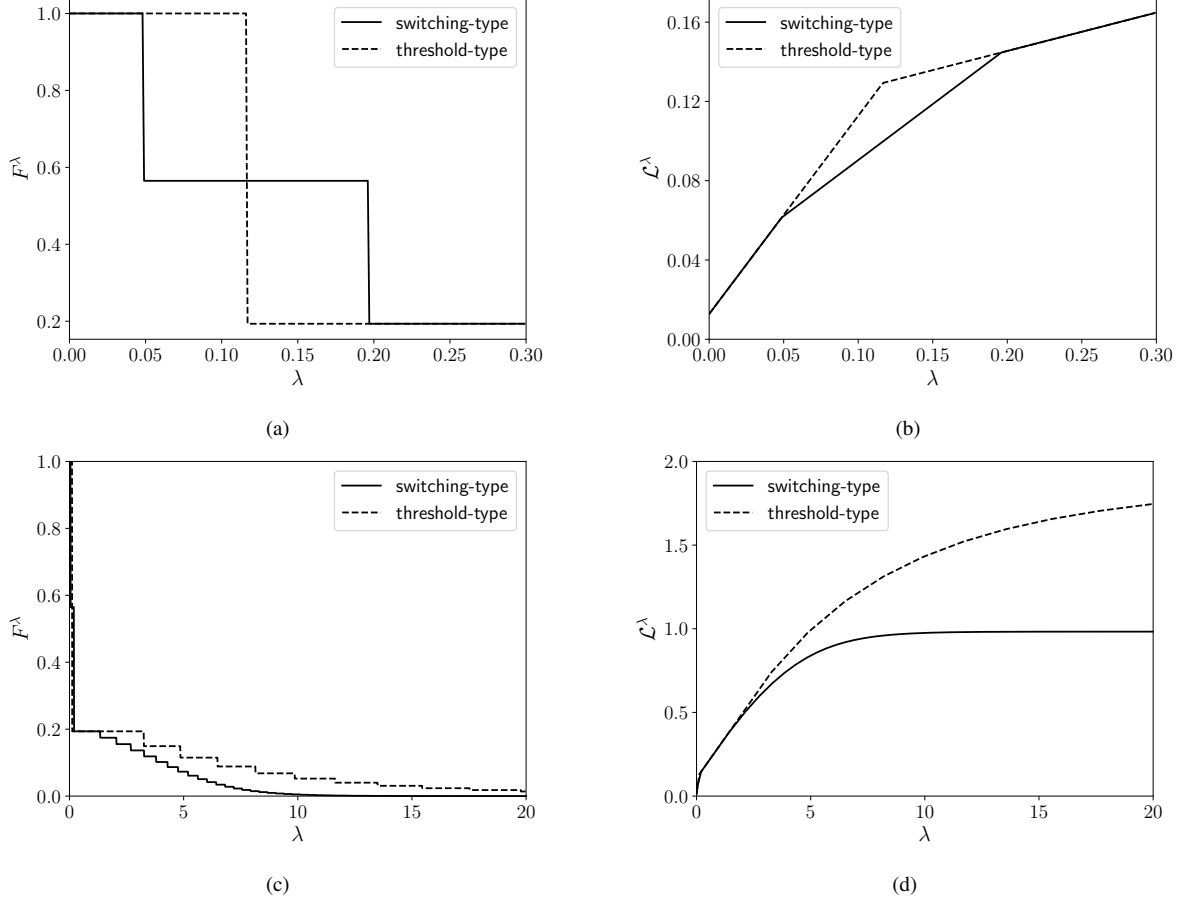


Fig. 8. Comparisons of the switching-type and threshold-type policies when $p = 0.2, q = 0.25, p_s = 0.9, \beta = 0.8, N = 100$.

B. Behavioral Analysis

We now look into the behavior of different policies. Fig. 8a and Fig. 8b compare the costs achieved by different policies when $\lambda \in [0, 0.3]$. Fig. 8a shows that the switching-type policy employs continuous transmission, i.e., $(\bar{\delta}^*, \bar{\varrho}^*) = (0, 0)$, when $\lambda < 0.05$; schedules the synced state $(0, 0, 0)$, i.e., $\bar{\delta}^* = 0, \bar{\varrho}^* > 0$, when $\lambda \in [0.05, 0.20]$; and adopts some positive thresholds $\bar{\delta}^*, \bar{\varrho}^* > 0$ when $\lambda > 0.20$. However, the threshold policy only has two options: it either employs continuous transmission when $\lambda < 0.12$ or overlooks synced states otherwise. This explains the performance gap in Fig. 8b and shows the importance of non-ambiguity in the synced states.

From Fig. 8c and Fig. 8d, we observe that, F^λ is a piece-wise constant and non-increasing function in λ , while L^λ is a piece-wise linear and concave (PWLC), non-decreasing function in λ . This result is not surprising as it has been revealed in the literature [33]. What is interesting is that the switching-type policy exhibits significantly more pieces. This is because it has a larger policy space, thereby offering more refined performance. Moreover, it is observed that our approach achieves better estimation performance while using much fewer transmissions. *This highlights the effectiveness of exploiting data significance in such systems.*

Fig. 9 compares the occupancy rate of MA errors under different policies. A higher occupancy rate indicates a

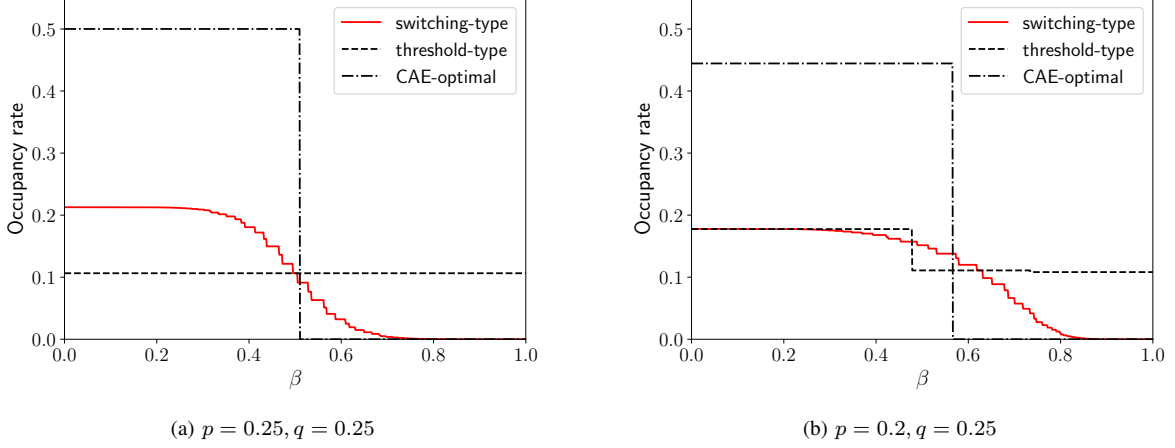


Fig. 9. Occupancy rate of MA errors when $p_s = 0.9, \lambda = 8, N = 100$.

greater proportion of time with higher AoMA, thus resulting in higher lasting costs for MA errors. It is observed that, for the symmetric source, the threshold-type policy does not adjust its behavior for different values of β . This is because the average cost of a symmetric source under a threshold-type policy is independent of β (see Eq. 56). The CAE-optimal policy triggers transmission only when an error occurs. When β is relatively large (small), transmission is initiated only during MA (FA) errors. However, it completely ignores FA (MA) errors when β is relatively large (small), resulting in severe lasting costs.

For the asymmetric source, the threshold-type policy adjusts its behavior once because the relative importance of the MA errors changes when β is relatively large. It should be stressed that this adjustment is due to the asymmetry of the source, rather than a genuine respect for state importance. Moreover, it allows a high occupancy rate of MA errors when β is large, leading to unnecessary transmissions in FA errors and inadequate transmissions in MA errors. In contrast, the switching-type policy consistently adjusts its behavior according to state importance. As β increases, the sensor transmits more frequently in MA errors, accounting for a decrease in the occupancy rate.

VIII. CONCLUSION

This paper presented structural results for the optimal transmission strategy of a Markov source with prioritized states. We assigned different costs and age variables (i.e., AoMA and AoFA) to different estimation errors to account for the data significance. The optimization problem was formulated as an MDP to achieve an optimized trade-off between the cost of estimation error, lasting impact, and communication utilization. The main results were: Theorem 1 proved the existence of an optimal switching-type policy. Theorem 2 gave analytical results of the switching-type policy. Theorem 3 justified the intuition that AoII can be viewed as a special case of our approach, showing that the optimal policy has identical thresholds when the source is symmetric and the states are equally important. Theorem 4 showed the asymptotic optimality of the truncated MDP. Numerical results highlighted the effectiveness of exploiting data significance in such systems.

APPENDIX A
PROOF OF PROPOSITION 1

As shown in Fig. 3a, every state in MC1 has a positive self-transition probability (i.e., aperiodicity) and is reachable from any other state (i.e., recurrence). Hence, MC1 is ergodic and has a unique stationary distribution [43, Ch. 4]. The results in (20) are the solution to the following linear system

$$\begin{cases} \nu_{0,0} = \bar{p}\nu_{0,0} + \bar{p}f_\alpha\nu_{0,1} + q\nu_{1,0} + qf_\alpha\nu_{1,1}, \\ \nu_{0,1} = \bar{p}\bar{f}_\alpha\nu_{0,1} + q\bar{f}_\alpha\nu_{1,1}, \\ \nu_{1,0} = p\bar{f}_\alpha\nu_{0,0} + \bar{q}\bar{f}_\alpha\nu_{1,0}, \\ \nu_{1,1} = pf_\alpha\nu_{0,0} + p\nu_{0,1} + \bar{q}f_\alpha\nu_{1,0} + \bar{q}\nu_{1,1}, \\ \sum_{i,j} \nu_{i,j} = 1. \end{cases} \quad (75)$$

As shown in Fig. 3b, MC2 has no isolated groups (i.e., transitions exist for all pairs of states), and $(0,0,0)$ is a positive recurrent state. Therefore, MC2 is irreducible and all states are positive recurrent [43, Ch. 5]. The probabilities in Eqs. (22)-(23) are obtained by multiplying the transition probabilities along the path from $(0,0,0)$ to $(1,0,k)$ and from $(1,1,0)$ to $(0,1,k)$. Since the induced Markov chain is stationary, the long-term average cost incurred by π_{ca} is equal to the expected total cost of being in the states. Hence, the average estimation cost can be computed as

$$\begin{aligned} C(\pi_{ca}) &= \beta \sum_{k=1}^{\infty} k\nu_{1,0,k} + (1-\beta) \sum_{k=1}^{\infty} k\nu_{0,1,k} \\ &= \beta \sum_{k=1}^{\infty} kp\bar{f}_\alpha(\bar{q}\bar{f}_\alpha)^{k-1}\nu_{0,0} + (1-\beta) \sum_{k=1}^{\infty} kq\bar{f}_\alpha(\bar{p}\bar{f}_\alpha)^{k-1}\nu_{1,1}. \end{aligned} \quad (76)$$

Given that $0 < f_{ca} < 1, 0 < \bar{p}, \bar{q} < 1$, the above summations converge to a finite constant, i.e.,

$$C(\pi_{ca}) = \frac{\beta p \bar{f}_\alpha \nu_{0,0}}{(1 - \bar{q} \bar{f}_\alpha)^2} + \frac{(1 - \beta) q \bar{f}_\alpha \nu_{1,1}}{(1 - \bar{p} \bar{f}_\alpha)^2}. \quad (77)$$

Then, the total average cost is

$$\mathcal{L}^\lambda(\pi_{ca}) = C(\pi_{ca}) + \lambda F(\pi_{ca}) = C(\pi_{ca}) + \lambda f_{ca}. \quad (78)$$

This yields parts (i) and (ii).

To establish parts (iii) and (iv), let $z = (0,0,0)$. Due to space limitations, we only verify MA errors, i.e., $i = (1,0,\delta), \forall \delta \geq 1$. The derivation for other states will easily follow. There are three possible routes from state i to z , as shown in Fig. 10. For route (a), the expected first passage time from state i to z can be calculated as

$$\bar{T}_{i,z} = \sum_{t=1}^{\infty} t(\bar{q}\bar{f}_\alpha)^{t-1}q^1 = \frac{q}{(1 - \bar{q}\bar{f}_\alpha)^2} < \infty. \quad (79)$$

For route (b), the system may stay in states $(1,1)$ and $(0,1)$ for a period or jump between them alternately. Let $\kappa = \max\{\bar{q}\bar{f}_\alpha, \bar{q}, q\bar{f}_\alpha, p, \bar{p}\bar{f}_\alpha\}$ be the largest transition probability along the route and note that $\kappa < 1$. Then the

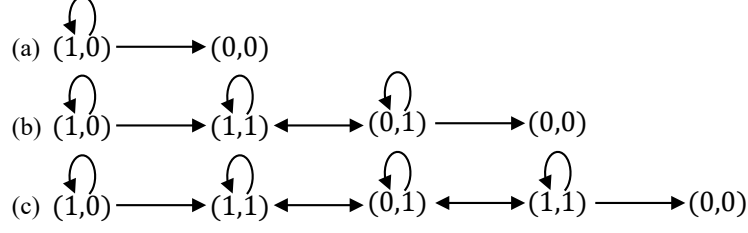


Fig. 10. Possible routes from state $(1, 0, \delta)$ to $(0, 0, 0)$.

expected first passage time satisfies

$$\bar{T}_{i,z} < \sum_{t=1}^{\infty} t \kappa^{t-1} (\bar{p} f_{\alpha})^1 = \frac{\bar{p} f_{\alpha}}{(1 - \kappa)^2} < \infty. \quad (80)$$

Similarly, one can show that the first passage time for route (c) is finite.

The first passage cost from state i to z is the accumulated expected cost along the routes. For route (a) we have

$$\begin{aligned} \bar{M}_{i,z} &= \sum_{t=0}^{\infty} (\bar{q} \bar{f}_{\alpha})^t \beta (\delta + t) = \beta \delta \sum_{t=0}^{\infty} (\bar{q} \bar{f}_{\alpha})^t + \beta \sum_{t=0}^{\infty} t (\bar{q} \bar{f}_{\alpha})^t \\ &= \frac{\beta \delta}{1 - \bar{q} \bar{f}_{\alpha}} + \frac{\beta \bar{q} \bar{f}_{\alpha}}{(1 - \bar{q} \bar{f}_{\alpha})^2} < \infty. \end{aligned} \quad (81)$$

For routes (b) and (c), no cost is incurred in synced states, and MA errors have higher costs than FA errors. The largest expected first passage cost occurs when the system lingers in MA errors for as long as possible. Therefore, the costs associated with routes (b) and (c) are no larger than those of route (a). This establishes parts (iii) and (iv).

APPENDIX B

PROOF OF THEOREM 1

It suffices to show that the λ -optimal policy in Proposition 2 is monotonically non-decreasing in each age process. By [40, Theorem 8.11.3], this can be reduced to verifying the following conditions

- C1: $l^{\lambda}(s, a)$ is non-decreasing in s for all $a \in \mathcal{A}$;
- C2: $q(s'|s, a) \triangleq \sum_{j=s'}^{\infty} \Pr[j|s, a]$ is non-decreasing in s for all $s' \in \mathcal{S}$ and $a \in \mathcal{A}$;
- C3: $l^{\lambda}(s, a)$ is a subadditive¹² function on $\mathcal{S} \times \mathcal{A}$;
- C4: and $q(s'|s, a)$ is a subadditive function on $\mathcal{S} \times \mathcal{A}$ for all $s' \in \mathcal{S}$.

We first establish the monotonicity of the functions $l^{\lambda}(s, a)$ and $q(s'|s, a)$. For any MA error $s \in \mathcal{S}_{\text{MA}}$, the possibilities of the next states are

$$\Pr[s'|s, a] = \begin{cases} q, & \text{if } s' = (0, 0, 0), a = 0/1, \\ \bar{q} p_s, & \text{if } s' = (1, 1, 0), a = 1, \\ \bar{q} p_f, & \text{if } s' = (1, 0, \delta + 1), a = 1, \\ \bar{q}, & \text{if } s' = (1, 0, \delta + 1), a = 0. \end{cases} \quad (82)$$

¹²Note that [40, Theorem 8.11.3] requires the superadditivity of the above functions since the objective is to maximize an expected total reward. In our problem, we aim to minimize the expected total cost, which necessitates the subadditivity of these functions.

Then, the per-step expected cost (11) of taking action a in state s is

$$l^\lambda(s, a) = \begin{cases} \beta(\delta + 1)\bar{q}p_f + \lambda, & \text{if } a = 1, \\ \beta(\delta + 1)\bar{q}, & \text{if } a = 0. \end{cases} \quad (83)$$

By Definition 2, it is obvious that $l^\lambda(s, a)$ is increasing in $s \in \mathcal{S}_{\text{MA}}$ for all $a \in \mathcal{A}$.

For the synced state $s = (0, 0, 0)$, we may write

$$\Pr[s'|s, a] = \begin{cases} \bar{p}, & \text{if } s' = (0, 0, 0), a = 0/1, \\ pp_s, & \text{if } s' = (1, 1, 0), a = 1, \\ pp_f, & \text{if } s' = (1, 0, 1), a = 1, \\ p, & \text{if } s' = (1, 0, 1), a = 0. \end{cases} \quad (84)$$

and

$$l^\lambda(s, a) = \begin{cases} \beta pp_f + \lambda, & \text{if } a = 1, \\ \beta p, & \text{if } a = 0. \end{cases} \quad (85)$$

By (83) and (85), we observe that, when $p \leq 2\bar{q}$, $l^\lambda(s, a)$ is monotonically non-decreasing for all $s \in \{(0, 0, 0)\} \cup \mathcal{S}_{\text{MA}}$.

The quantity $q(s'|s, a)$ for $s = (1, 0, \delta)$ is given by

$$q(s'|s, a = 1) = \begin{cases} 1, & \text{if } s' \leq (\cdot, 0), \\ \bar{q}p_f, & \text{if } (\cdot, 0) < s' \leq (\cdot, \delta + 1), \\ 0, & \text{if } s' > (\cdot, \delta + 1). \end{cases} \quad (86)$$

$$q(s'|s, a = 0) = \begin{cases} 1, & \text{if } s' \leq (\cdot, 0), \\ \bar{q}, & \text{if } (\cdot, 0) < s' \leq (\cdot, \delta + 1), \\ 0, & \text{if } s' > (\cdot, \delta + 1). \end{cases} \quad (87)$$

Hence, $q(s'|s, a)$ is non-decreasing for all $s \in \mathcal{S}_{\text{MA}}$. Also, for the synced state $s = (0, 0, 0)$, we have

$$q(s'|s, a = 1) = \begin{cases} 1, & \text{if } s' \leq (\cdot, 0), \\ pp_f, & \text{if } (\cdot, 0) < s' \leq (\cdot, 1), \\ 0, & \text{if } s' > (\cdot, 1). \end{cases} \quad (88)$$

$$q(s'|s, a = 0) = \begin{cases} 1, & \text{if } s' \leq (\cdot, 0), \\ p, & \text{if } (\cdot, 0) < s' \leq (\cdot, 1), \\ 0, & \text{if } s' > (\cdot, 1). \end{cases} \quad (89)$$

Therefore, $q(s'|s, a)$ is non-decreasing for all $s \in \{(0, 0, 0)\} \cup \mathcal{S}_{\text{MA}}$ iff $p \leq \bar{q}$. This condition is much stronger than

$$p \leq 2\bar{q}.$$

We now proceed to prove the subadditivity of the functions $l^\lambda(s, a)$ and $q(s'|s, a)$. We begin by giving the definition of the subadditivity of a multivariable function [40].

Definition 3. A multivariable function $f(x, y)$ is subadditive on (x, y) if, for all $x_- \leq x_+$ and $y_- \leq y_+$, it holds that

$$(x_+, y_+) + f(x_-, y_-) \leq f(x_+, y_-) + f(x_-, y_+). \quad (90)$$

For any $s_-, s_+ \in \mathcal{S}_{\text{MA}}$, let $s_- \leq s_+$ and $a_- = 0, a_+ = 1$, then we have

$$\begin{aligned} l^\lambda(s_+, a_+) + l^\lambda(s_-, a_-) - (l^\lambda(s_+, a_-) + l^\lambda(s_-, a_+)) \\ = \beta(\delta_+ + 1)\bar{q}p_f + \lambda + \beta(\delta_- + 1)\bar{q} \\ - (\beta(\delta_+ + 1)\bar{q} + \beta(\delta_- + 1)\bar{q}p_f + \lambda) \\ = \bar{q}p_s\beta(\delta_- - \delta_+) \leq 0, \end{aligned} \quad (91)$$

and

$$q(s'|s_+, a_+) + q(s'|s_-, a_-) = \begin{cases} 2, & \text{if } s' \leq (\cdot, 0), \\ \bar{q}(1 + p_f), & \text{if } (\cdot, 0) < s' \leq (\cdot, \delta_-), \\ \bar{q}p_f, & \text{if } (\cdot, \delta_-) < s' \leq (\cdot, \delta_+), \\ 0, & \text{if } s' > (\cdot, \delta_+). \end{cases} \quad (92)$$

$$q(s'|s_+, a_-) + q(s'|s_-, a_+) = \begin{cases} 2, & \text{if } s' \leq (\cdot, 0), \\ \bar{q}(1 + p_f), & \text{if } (\cdot, 0) < s' \leq (\cdot, \delta_-), \\ \bar{q}, & \text{if } (\cdot, \delta_-) < s' \leq (\cdot, \delta_+), \\ 0, & \text{if } s' > (\cdot, \delta_+). \end{cases} \quad (93)$$

Hence, the subadditivity holds for all state $s \in \mathcal{S}_{\text{MA}}$.

For the synced state $s_- = (0, 0, 0)$, we have

$$\begin{aligned} l^\lambda(s_+, a_+) + l^\lambda(s_-, a_-) - (l^\lambda(s_+, a_-) + l^\lambda(s_-, a_+)) \\ = \beta(\delta_+ + 1)\bar{q}p_f + \lambda + \beta p \\ - (\beta(\delta_+ + 1)\bar{q} + \beta p p_f + \lambda) \\ = p_s\beta[p - \bar{q}(\delta_+ + 1)] \\ \leq p_s\beta(p - 2\bar{q}), \end{aligned} \quad (94)$$

and

$$q(s'|s_+, a_+) + q(s'|s_-, a_-) = \begin{cases} 2, & \text{if } s' \leq (\cdot, 0), \\ p + \bar{q}p_f, & \text{if } (\cdot, 0) < s' \leq (\cdot, 1), \\ \bar{q}p_f, & \text{if } (\cdot, 1) < s' \leq (\cdot, \delta_+), \\ 0, & \text{if } s' > (\cdot, \delta_+). \end{cases} \quad (95)$$

$$q(s'|s_+, a_-) + q(s'|s_-, a_+) = \begin{cases} 2, & \text{if } s' \leq (\cdot, 0), \\ \bar{q} + pp_f, & \text{if } (\cdot, 0) < s' \leq (\cdot, 1), \\ \bar{q}, & \text{if } (\cdot, 1) < s' \leq (\cdot, \delta_+), \\ 0, & \text{if } s' > (\cdot, \delta_+). \end{cases} \quad (96)$$

The subadditivity holds for the synced state $(0, 0, 0)$ if

$$p - 2\bar{q} \leq 0 \quad \text{and} \quad p + \bar{q}p_f \leq \bar{q} + pp_f. \quad (97)$$

Rearranging the terms of the second inequality yields $(p - \bar{q})p_s \leq 0$. Therefore, the inequalities in (97) hold if $p \leq \bar{q}$.

Until now, we have shown that the monotonicity and subadditivity hold for all $s \in \mathcal{S}_{\text{MA}}$. Further, when $p \leq \bar{q}$, the assertion holds for all AoMA states, i.e., all $s \in \{(0, 0, 0)\} \cup \mathcal{S}_{\text{MA}}$. Similarly, one can show that the monotonicity and subadditivity hold for all $s \in \mathcal{S}_{\text{FA}}$. And we can extend the result to the synced state $(1, 1, 0)$ iff $q \leq \bar{p}$. Note that $p \leq \bar{q}$ implies $q \leq \bar{p}$.

In outline, C1-C4 trivially holds for all MA and FA errors, respectively. And they hold for the synced states iff $p \leq \bar{q}$. This concludes our proof.

APPENDIX C

PROOF OF PROPOSITION 3

Notice the proof idea here differs from that of Proposition 1. For the content-agnostic policy, computing the stationary probabilities of synced states (i.e., $\nu_{0,0,0}$ and $\nu_{1,1,0}$) is straightforward since the induced DTMC $\{(X_t, \hat{X}_t)\}_{t \geq 1}$ is ergodic. However, as shown in Fig. 4, this is not the case for switching-type policies.

To proceed with our proof, we introduce two probability functions $a(n)$ and $b(n)$ that will find application at various places. Let

$$a(n) = \sum_{k=n}^{\infty} \frac{\nu_{1,0,k}}{\nu_{0,0,0}}, \quad b(n) = \sum_{k=n}^{\infty} \frac{\nu_{0,1,k}}{\nu_{1,1,0}}. \quad (98)$$

Then, we may write the total stationary probability of all MA errors as

$$\sum_{k=1}^{\infty} \nu_{1,0,k} = \sum_{k=1}^{\bar{\delta}-1} p\bar{q}^{k-1} \nu_{0,0,0} + \sum_{k=\bar{\delta}}^{\infty} p\bar{q}^{\bar{\delta}-1} (\bar{q}p_f)^{k-\bar{\delta}} \nu_{0,0,0}$$

$$\begin{aligned}
&= \sum_{k=1}^{\bar{\delta}-1} p\bar{q}^{k-1}\nu_{0,0,0} + \sum_{k'=0}^{\infty} p\bar{q}^{\bar{\delta}-1}(\bar{q}p_f)^{k'}\nu_{0,0,0} \\
&= \left(\frac{p(1-\bar{q}^{\bar{\delta}-1})}{1-\bar{q}} + \frac{p\bar{q}^{\bar{\delta}-1}}{1-\bar{q}p_f} \right) \nu_{0,0,0}.
\end{aligned} \tag{99}$$

Hence, we have

$$a(1) = \frac{p(1-\bar{q}^{\bar{\delta}-1})}{1-\bar{q}} + \frac{p\bar{q}^{\bar{\delta}-1}}{1-\bar{q}p_f}, \quad a(\bar{\delta}) = \frac{p\bar{q}^{\bar{\delta}-1}}{1-\bar{q}p_f}. \tag{100}$$

Similarly, the total stationary probability of all FA errors is

$$\begin{aligned}
\sum_{k=1}^{\infty} \nu_{0,1,k} &= \sum_{k=1}^{\bar{\delta}-1} q\bar{p}^{k-1}\nu_{1,1,0} + \sum_{k=\bar{\delta}}^{\infty} q\bar{p}^{\bar{\delta}-1}(\bar{p}p_f)^{k-\bar{\delta}}\nu_{1,1,0} \\
&= \sum_{k=1}^{\bar{\delta}-1} q\bar{p}^{k-1}\nu_{1,1,0} + \sum_{k'=0}^{\infty} q\bar{p}^{\bar{\delta}-1}(\bar{p}p_f)^{k'}\nu_{1,1,0} \\
&= \left(\frac{q(1-\bar{p}^{\bar{\delta}-1})}{1-\bar{p}} + \frac{q\bar{p}^{\bar{\delta}-1}}{1-\bar{p}p_f} \right) \nu_{1,1,0}.
\end{aligned} \tag{101}$$

It gives that

$$b(1) = \frac{q(1-\bar{p}^{\bar{\delta}-1})}{1-\bar{p}} + \frac{q\bar{p}^{\bar{\delta}-1}}{1-\bar{p}p_f}, \quad b(\bar{\delta}) = \frac{q\bar{p}^{\bar{\delta}-1}}{1-\bar{p}p_f}. \tag{102}$$

As the stationary distribution (if it exists) forms a probability distribution, we have

$$(1 + a(1))\nu_{0,0,0} + (1 + b(1))\nu_{1,1,0} = 1. \tag{103}$$

The stationary distribution should satisfy the following balance equations for synced states, i.e.,

$$\nu_{0,0,0} = \bar{p}\nu_{0,0,0} + qa(1)\nu_{0,0,0} + \bar{p}p_sb(\bar{\delta})\nu_{1,1,0}, \tag{104}$$

$$\nu_{1,1,0} = \bar{q}\nu_{1,1,0} + pb(1)\nu_{1,1,0} + \bar{q}p_sa(\bar{\delta})\nu_{0,0,0}. \tag{105}$$

Rearranging the terms yields

$$(p - qa(1))\nu_{0,0,0} = \bar{p}p_sb(\bar{\delta})\nu_{1,1,0}, \tag{106}$$

$$(q - pb(1))\nu_{1,1,0} = \bar{q}p_sa(\bar{\delta})\nu_{0,0,0}. \tag{107}$$

A stationary distribution exists iff the linear system (103),(106)-(107) has a unique solution. The proof is therefore reduced to showing that Eqs. (106) and (107) are identical. We establish this by noting that

$$p - qa(1) = p - q \left[\frac{p(1-\bar{q}^{\bar{\delta}-1})}{1-\bar{q}} + \frac{p\bar{q}^{\bar{\delta}-1}}{1-\bar{q}p_f} \right] = \frac{pp_s\bar{q}^{\bar{\delta}}}{1-\bar{q}p_f} = \bar{q}p_sa(\bar{\delta}), \tag{108}$$

$$q - pb(1) = q - b \left[\frac{q(1-\bar{p}^{\bar{\delta}-1})}{1-\bar{p}} + \frac{q\bar{p}^{\bar{\delta}-1}}{1-\bar{p}p_f} \right] = \frac{qp_s\bar{p}^{\bar{\delta}}}{1-\bar{p}p_f} = \bar{p}p_sb(\bar{\delta}). \tag{109}$$

Substituting (108) into (106) yields

$$\bar{q}a(\bar{\delta})\nu_{0,0,0} = \bar{p}b(\bar{\delta})\nu_{1,1,0}. \quad (110)$$

Solving Eqs. (103) and (110) gives

$$\nu_{0,0,0} = \frac{\bar{p}b(\bar{\delta})}{(1+a(1))\bar{p}b(\bar{\delta}) + (1+b(1))\bar{q}a(\bar{\delta})}, \quad (111)$$

$$\nu_{1,1,0} = \frac{\bar{q}a(\bar{\delta})}{(1+a(1))\bar{p}b(\bar{\delta}) + (1+b(1))\bar{q}a(\bar{\delta})}. \quad (112)$$

This completes the proof.

APPENDIX D PROOF OF THEOREM 2

Given that the switching-type policy is stationary and the induced Markov chain has a stationary distribution, the average cost is simply the expected total cost of being in these states, i.e., $\sum_{i,j,\delta} \delta \nu_{i,j,\delta}$. The average cost of all MA errors is

$$\begin{aligned} C_{\text{MA}}(\pi) &= \beta \sum_{k=1}^{\infty} k \nu_{1,0,k} = \beta \left[\sum_{k=1}^{\bar{\delta}-1} k p \bar{q}^{k-1} \nu_{0,0,0} + \sum_{k=\bar{\delta}}^{\infty} k p \bar{q}^{\bar{\delta}-1} (\bar{q} p_f)^{k-\bar{\delta}} \nu_{0,0,0} \right] \\ &= \beta p \nu_{0,0,0} \left[\sum_{k=1}^{\bar{\delta}-1} k \bar{q}^{k-1} + \bar{q}^{\bar{\delta}-1} \sum_{k'=0}^{\infty} (k' + \bar{\delta}) (\bar{q} p_f)^{k'} \right]. \end{aligned} \quad (113)$$

By using the facts that when $0 < \rho < 1$, $\sum_{k=0}^{\infty} k \rho^k = \frac{\rho}{(1-\rho)^2}$, $\sum_{k=1}^n k \rho^{k-1} = \frac{1-\rho^n}{(1-\rho)^2} - \frac{n\rho^n}{1-\rho}$, it follows that

$$C_{\text{MA}}(\pi) = \beta p \nu_{0,0,0} \left[\frac{1 - [\bar{q} + (1-\bar{q})\bar{\delta}]\bar{q}^{\bar{\delta}-1}}{(1-\bar{q})^2} + \frac{[\bar{q} p_f + (1-\bar{q} p_f)\bar{\delta}]\bar{q}^{\bar{\delta}-1}}{(1-\bar{q} p_f)^2} \right]. \quad (114)$$

Similarly, the average cost of all FA errors is

$$C_{\text{FA}}(\pi) = (1-\beta) q \nu_{1,1,0} \left[\frac{1 - [\bar{p} + (1-\bar{p})\bar{\delta}]\bar{p}^{\bar{\delta}-1}}{(1-\bar{p})^2} + \frac{[\bar{p} p_f + (1-\bar{p} p_f)\bar{\delta}]\bar{p}^{\bar{\delta}-1}}{(1-\bar{p} p_f)^2} \right]. \quad (115)$$

The transmission frequency can be computed by summing the steady probabilities of all exceeding-threshold states, i.e.,

$$F(\pi) = \sum_{k=\bar{\delta}}^{\infty} \nu_{1,0,k} + \sum_{k=\bar{\delta}}^{\infty} \nu_{0,1,k} = a(\bar{\delta})\nu_{0,0,0} + b(\bar{\delta})\nu_{1,1,0}, \quad (116)$$

which concludes our proof.

APPENDIX E PROOF OF LEMMA 1

The proof is similar to Proposition 3 and Theorem 2. The system balance equations are

$$(p p_s + \bar{q} p_s a(1))\nu_{0,0,0} = (q - p b(1))\nu_{1,1,0}, \quad (117)$$

$$(p - qa(1))\nu_{0,0,0} = \bar{p}p_sb(\underline{\delta})\nu_{1,1,0}, \quad (118)$$

$$(1 + a(1))\nu_{0,0,0} + (1 + b(1))\nu_{0,0,0} = 1, \quad (119)$$

where $b(1)$ and $b(\underline{\delta})$ are the same as in Proposition 3, and

$$a(1) = \sum_{k=1}^{\infty} \frac{\nu_{1,0,k}}{\nu_{0,0,0}} = \sum_{k=1}^{\infty} pp_f(\bar{q}p_f)^{k-1} = \frac{pp_f}{1 - \bar{q}p_f}. \quad (120)$$

The linear system (117)-(119) has a unique solution only if the first two equations are identical. By (109), $q - pb(1) = \bar{p}p_sb(\underline{\delta})$. Hence, we only need to verify that

$$pp_s + \bar{q}p_s a(1) = p - qa(1). \quad (121)$$

Substituting (120) into both sides of (121), we obtain

$$pp_s + \bar{q}p_s a(1) = p - qa(1) = \frac{pp_s}{1 - \bar{q}p_f} = \frac{p_s}{p_f} a(1). \quad (122)$$

The stationary distribution is uniquely determined by solving

$$\frac{p_s}{p_f} a(1) \nu_{0,0,0} = \bar{p}p_sb(\underline{\delta})\nu_{1,1,0}, \quad (123)$$

$$(1 + a(1))\nu_{0,0,0} + (1 + b(1))\nu_{0,0,0} = 1. \quad (124)$$

We can reuse the results in Proposition 3 by defining $a(\bar{\delta}) = \frac{a(1)}{\bar{q}p_f}$. The average cost can be calculated the same as in Theorem 2, thus omitted for brevity.

APPENDIX F

PROOF OF LEMMA 4

For a threshold-type policy with $\delta > 0$, the balance equations of the age process (54) at states $k, k \geq 1$ are

$$\nu_k = \begin{cases} p\bar{p}\nu_{k-1}, & 1 \leq k \leq \delta, \\ p\bar{p}^{\delta-1}(\bar{p}p_f)^{k-\delta}, & k > \delta. \end{cases} \quad (125)$$

Taking a summation over $k \geq 1$ yields

$$\begin{aligned} a'(1) &= \sum_{k=1}^{\infty} \frac{\nu_k}{\nu_0} = \sum_{k=1}^{\delta-1} p\bar{p}^{k-1} + \sum_{k=\delta}^{\infty} p\bar{p}^{\delta-1}(\bar{p}p_f)^{k-\delta} \\ &= \frac{p(1 - \bar{p}^{\delta-1})}{1 - \bar{p}} + \frac{p\bar{p}^{\delta-1}}{1 - \bar{p}p_f} = a(1)|_{p=q, \bar{\delta}=\underline{\delta}=\delta}. \end{aligned} \quad (126)$$

Similarly, we can show that $b'(1) = b(1)|_{p=q, \bar{\delta}=\underline{\delta}=\delta} = a'(1)$. Using the fact that $\sum_{k=0}^{\infty} \nu_k = 1$ yields

$$\nu_0 + \sum_{k=1}^{\infty} \nu_k = (1 + a'(1))\nu_0 = 1. \quad (127)$$

Substituting (126) into (127) yields the results. Since the quantities $a(1)$ and $b(1)$ are identical in this specific scenario, (63) can be easily derived. This concludes our proof.

APPENDIX G

PROOF OF PROPOSITION 5

We only verify the case when $\bar{\delta}, \underline{\delta} \geq 1$ since the proofs of the other cases are analogous. To establish part (i), it suffices to show that the quantities $a_N(1), a_N(\bar{\delta}), b_N(1), b_N(\underline{\delta})$ of the truncated chain are unchanged for all $N > \max\{\bar{\delta}, \underline{\delta}\}$.

As shown in Fig. 5, the stationary probability of the boundary state $(1, 0, N)$ satisfies the balance equation

$$\nu_{1,0,N}(N) = \bar{q}p_f\nu_{1,0,N-1}(N) + \bar{q}p_f\nu_{1,0,N}(N). \quad (128)$$

Rearranging the term yields

$$\nu_{1,0,N}(N) = \frac{\bar{q}p_f}{1 - \bar{q}p_f}\nu_{1,0,N-1}(N). \quad (129)$$

Then, the quantity $a_N(\bar{\delta})$ can be calculated as

$$\begin{aligned} a_N(\bar{\delta}) &= \sum_{k=\bar{\delta}}^N \frac{\nu_{1,0,k}(N)}{\nu_{0,0,0}(N)} = \sum_{k=\bar{\delta}}^{N-1} p\bar{q}^{\bar{\delta}-1}(\bar{q}p_f)^{k-\bar{\delta}} + p\bar{q}^{\bar{\delta}-1}(\bar{q}p_f)^{N-\bar{\delta}-1} \frac{\bar{q}p_f}{1 - \bar{q}p_f} \\ &= p\bar{q}^{\bar{\delta}-1} \sum_{k'=0}^{N-\bar{\delta}-1} (\bar{q}p_f)^{k'} + \frac{p\bar{q}^{\bar{\delta}-1}(\bar{q}p_f)^{N-\bar{\delta}}}{1 - \bar{q}p_f} \\ &= p\bar{q}^{\bar{\delta}-1} \frac{1 - (\bar{q}p_f)^{N-\bar{\delta}}}{1 - \bar{q}p_f} + \frac{p\bar{q}^{\bar{\delta}-1}(\bar{q}p_f)^{N-\bar{\delta}}}{1 - \bar{q}p_f} \\ &= \frac{p\bar{q}^{\bar{\delta}-1}}{1 - \bar{q}p_f} = a(\bar{\delta}). \end{aligned} \quad (130)$$

Therefore, $a_N(\bar{\delta}) = a(\bar{\delta})$ holds for any $N > \bar{\delta}$. The other quantities can be verified analogously, which yields part (i).

Now we prove part (ii). The average cost of all MA errors can be computed as

$$\begin{aligned} C_{\text{MA}}(\pi, N) &= \beta \sum_{k=1}^N k\nu_{1,0,k}(N) \\ &= \beta p\nu_{0,0,0} \left[\sum_{k=1}^{\bar{\delta}-1} k\bar{q}^{k-1} + \sum_{k=\bar{\delta}}^{N-1} k\bar{q}^{\bar{\delta}-1}(\bar{q}p_f)^{k-\bar{\delta}} + \frac{N\bar{q}^{\bar{\delta}-1}(\bar{q}p_f)^{N-\bar{\delta}}}{1 - \bar{q}p_f} \right]. \end{aligned} \quad (131)$$

The first term of the rightmost expression is the same as in Eq. (113). The remaining terms can be computed as

$$\begin{aligned} \sum_{k=\bar{\delta}}^{N-1} k\bar{q}^{\bar{\delta}-1}(\bar{q}p_f)^{k-\bar{\delta}} + \frac{N\bar{q}^{\bar{\delta}-1}(\bar{q}p_f)^{N-\bar{\delta}}}{1 - \bar{q}p_f} &= \bar{q}^{\bar{\delta}-1} \left[\sum_{k'=0}^{N-\bar{\delta}-1} (k' + \bar{\delta})(\bar{q}p_f)^{k'} + \frac{N(\bar{q}p_f)^{N-\bar{\delta}}}{1 - \bar{q}p_f} \right] \\ &= \bar{q}^{\bar{\delta}-1} \left[\frac{\bar{q}p_f - (\bar{q}p_f)^{N-\bar{\delta}}}{(1 - \bar{q}p_f)^2} - \frac{(N - \bar{\delta} - 1)(\bar{q}p_f)^{N-\bar{\delta}}}{1 - \bar{q}p_f} \right. \\ &\quad \left. + \frac{\bar{\delta}(1 - (\bar{q}p_f)^{N-\bar{\delta}})}{1 - \bar{q}p_f} + \frac{N(\bar{q}p_f)^{N-\bar{\delta}}}{1 - \bar{q}p_f} \right] \end{aligned}$$

$$= \frac{[\bar{q}p_f + (1 - \bar{q}p_f)\bar{\delta}]\bar{q}^{\bar{\delta}-1}}{(1 - \bar{q}p_f)^2} - \frac{\bar{q}^N p_f^{N-\bar{\delta}+1}}{(1 - \bar{q}p_f)^2}. \quad (132)$$

Substituting (132) into (131) yields

$$C_{\text{MA}}(\pi, N) = C_{\text{MA}}(\pi) - \beta p \nu_{0,0,0} \frac{\bar{q}^N p_f^{N-\bar{\delta}+1}}{(1 - \bar{q}p_f)^2}. \quad (133)$$

Similarly, the average cost of all FA errors is

$$C_{\text{FA}}(\pi, N) = C_{\text{FA}}(\pi) - (1 - \beta) q \nu_{1,1,0} \frac{\bar{p}^N p_f^{N-\underline{\delta}+1}}{(1 - \bar{p}p_f)^2}. \quad (134)$$

Since $a_N(\bar{\delta})$, $b_N(\underline{\delta})$, $\nu_{0,0,0}(N)$ and $\nu_{1,1,0}(N)$ are unchanged, we have

$$\begin{aligned} F(\pi, N) &= a_N(\bar{\delta})\nu_{0,0,0}(N) + b_N(\underline{\delta})\nu_{1,1,0}(N) \\ &= a(\bar{\delta})\nu_{0,0,0} + b(\underline{\delta})\nu_{1,1,0} = F(\pi). \end{aligned} \quad (135)$$

This yields the result.

APPENDIX H PROOF OF PROPOSITION 6

The average cost of a switching-type policy $\pi = (x, \underline{\delta})$ is

$$\mathcal{L}^\lambda(x, \underline{\delta}) = \frac{\beta p \bar{p} b(\underline{\delta}) \psi(x) + [\lambda(\bar{p} + \bar{q})b(\underline{\delta}) + (1 - \beta)q\bar{q}\psi(\underline{\delta})]a(x)}{\bar{p}b(\underline{\delta})(1 + \zeta(x)) + [\bar{q}(1 + b(1)) + \bar{p}b(\underline{\delta})]a(x)} \quad (136)$$

where $\psi(x) = \psi(\bar{q}, x)$, $\psi(\underline{\delta}) = \psi(\bar{p}, \underline{\delta})$, $a(x) = \frac{p\bar{q}^{x-1}}{1-\bar{q}p_f}$, $\zeta(x) = \frac{p(1-\bar{q}^{x-1})}{1-\bar{q}}$. The derivatives of the functions $\psi(x)$, $a(x)$, and $\zeta(x)$ can be given by

$$a'(x) = \frac{p\bar{q}^{x-1} \ln \bar{q}}{1 - \bar{q}p_f}, \quad \zeta'(x) = \frac{-p\bar{q}^{x-1} \ln \bar{q}}{1 - \bar{q}}, \quad (137)$$

$$\begin{aligned} \psi'(x) &= \frac{-(1 - \bar{q})\bar{q}^{x-1} - [\bar{q} + (1 - \bar{q})x]\bar{q}^{x-1} \ln \bar{q}}{(1 - \bar{q})^2} \\ &\quad + \frac{(1 - \bar{q}p_f)\bar{q}^{x-1} + [\bar{q}p_f + (1 - \bar{q}p_f)x]\bar{q}^{x-1} \ln \bar{q}}{(1 - \bar{q}p_f)^2} \\ &= \left[\frac{-\bar{q}p_s(1 + x \ln \bar{q})}{(1 - \bar{q})(1 - \bar{q}p_f)} + \frac{\bar{q}p_f \ln \bar{q}}{(1 - \bar{q}p_f)^2} - \frac{\bar{q} \ln \bar{q}}{(1 - \bar{q})^2} \right] \bar{q}^{x-1}. \end{aligned} \quad (138)$$

Let

$$g(x) = \beta p \bar{p} b(\underline{\delta}) \psi(x) + [\lambda(\bar{p} + \bar{q})b(\underline{\delta}) + (1 - \beta)q\bar{q}\psi(\underline{\delta})]a(x), \quad (139)$$

$$h(x) = \bar{p}b(\underline{\delta})(1 + \zeta(x)) + [\bar{q}(1 + b(1)) + \bar{p}b(\underline{\delta})]a(x). \quad (140)$$

Then $g'(x)$ and $h'(x)$ can be written as

$$g'(x) = (\alpha_0 + \alpha_1 x)\bar{q}^{x-1}, \quad h'(x) = \alpha_2 \bar{q}^{x-1}. \quad (141)$$

where

$$\alpha_0 = [\lambda(\bar{p} + \bar{q})b(\bar{\delta}) + (1 - \beta)q\bar{q}\psi(\bar{\delta})] \frac{p \ln \bar{q}}{1 - \bar{q}p_f} + \beta p \bar{p} b(\bar{\delta}) \left[\frac{-\bar{q}p_s}{(1 - \bar{q})(1 - \bar{q}p_f)} + \frac{\bar{q}p_f \ln \bar{q}}{(1 - \bar{q}p_f)^2} - \frac{\bar{q} \ln \bar{q}}{(1 - \bar{q})^2} \right], \quad (142)$$

$$\alpha_1 = \frac{-\beta p \bar{p} b(\bar{\delta}) \bar{q} p_s \ln \bar{q}}{(1 - \bar{q})(1 - \bar{q}p_f)} > 0, \quad (143)$$

$$\alpha_2 = \left[\frac{\bar{p} p_s b(\bar{\delta})}{(1 - \bar{q})(1 - \bar{q}p_f)} + \frac{\bar{q}(1 + b(1))}{1 - \bar{q}p_f} \right] \ln \bar{q} < 0. \quad (144)$$

Here, the first term of α_0 is negative while the second term can be either positive or negative. Then the derivative of $\mathcal{L}^\lambda(x, \bar{\delta})$ can be written as

$$\frac{d\mathcal{L}^\lambda(x, \bar{\delta})}{dx} = \frac{g'(x)h(x) - h'(x)g(x)}{h^2(x)} = \frac{[(\alpha_0 + \alpha_1 x)h(x) - \alpha_2 g(x)]\bar{q}^{x-1}}{h^2(x)}. \quad (145)$$

Since $g(x)$ and $h(x)$ are positive-valued functions, it follows that when $\alpha_0 \geq 0$, $\frac{d\mathcal{L}^\lambda(x, \bar{\delta})}{dx} > 0$ holds for all $x \geq 1$. In this case, $\mathcal{L}^\lambda(x, \bar{\delta})$ is a monotone increasing function. When $\alpha_0 < 0$, it follows that $\frac{d\mathcal{L}^\lambda(x, \bar{\delta})}{dx} > 0$ for all $x \geq x_\delta^*$, where $x_\delta^* = -\frac{\alpha_0}{\alpha_1}$. Similarly, one can show that, for each $\bar{\delta} \geq 1$, there exists some $y_\delta^* \geq 1$ such that $\mathcal{L}^\lambda(\bar{\delta}, y)$ is increasing for all $y \geq y_\delta^*$. This completes our proof.

REFERENCES

- [1] G. Walsh and H. Ye, "Scheduling of networked control systems," *IEEE Control Syst. Mag.*, vol. 21, no. 1, pp. 57–65, 2001.
- [2] J. P. Hespanha, P. Naghshtabrizi, and Y. Xu, "A survey of recent results in networked control systems," *Proc. IEEE*, vol. 95, no. 1, pp. 138–162, 2007.
- [3] P. Park, S. Coleri Ergen, C. Fischione, C. Lu, and K. H. Johansson, "Wireless network design for control systems: A survey," *IEEE Commun. Surveys Tuts.*, vol. 20, no. 2, pp. 978–1013, 2018.
- [4] J. Baillieul and P. J. Antsaklis, "Control and communication challenges in networked real-time systems," *Proc. IEEE*, vol. 95, no. 1, pp. 9–28, 2007.
- [5] L. Shi, P. Cheng, and J. Chen, "Sensor data scheduling for optimal state estimation with communication energy constraint," *Automatica*, vol. 47, no. 8, pp. 1693–1698, 2011.
- [6] W. Chen, J. Wang, D. Shi, and L. Shi, "Event-based state estimation of hidden markov models through a gilbert-elliott channel," *IEEE Trans. Autom. Control*, vol. 62, no. 7, pp. 3626–3633, 2017.
- [7] J. Chakravorty and A. Mahajan, "Fundamental limits of remote estimation of autoregressive markov processes under communication constraints," *IEEE Trans. Autom. Control*, vol. 62, no. 3, pp. 1109–1124, 2017.
- [8] —, "Remote estimation over a packet-drop channel with markovian state," *IEEE Trans. Autom. Control*, vol. 65, no. 5, pp. 2016–2031, 2020.
- [9] W. P. Heemels, K. H. Johansson, and P. Tabuada, "An introduction to event-triggered and self-triggered control," in *Proc. IEEE Conf. Decision and Control*, 2012, pp. 3270–3285.
- [10] M. Kountouris and N. Pappas, "Semantics-empowered communication for networked intelligent systems," *IEEE Commun. Mag.*, vol. 59, no. 6, pp. 96–102, 2021.
- [11] J. Gielis, A. Shankar, and A. Prorok, "A critical review of communications in multi-robot systems," *Curr. Robot. Rep.*, vol. 3, no. 4, pp. 213–225, 2022.
- [12] P. Popovski, F. Chiarotti, K. Huang, A. E. Kalør, M. Kountouris, N. Pappas, and B. Soret, "A perspective on time toward wireless 6g," *Proc. IEEE*, vol. 110, no. 8, pp. 1116–1146, 2022.
- [13] A. Kosta, N. Pappas, V. Angelakis *et al.*, "Age of information: A new concept, metric, and tool," *Found. Trends Netw.*, vol. 12, no. 3, pp. 162–259, 2017.

- [14] Y. Sun, I. Kadota, R. Talak, and E. Modiano, "Age of information: A new metric for information freshness," *Synth. Lectures Commun. Netw.*, vol. 12, no. 2, p. 1–224, 2019.
- [15] R. D. Yates, Y. Sun, D. R. Brown, S. K. Kaul, E. Modiano, and S. Ulukus, "Age of information: An introduction and survey," *IEEE J. Sel. Areas Commun.*, vol. 39, no. 5, pp. 1183–1210, 2021.
- [16] J. Wu, Q.-S. Jia, K. H. Johansson, and L. Shi, "Event-based sensor data scheduling: Trade-off between communication rate and estimation quality," *IEEE Trans. Autom. Control*, vol. 58, no. 4, pp. 1041–1046, 2013.
- [17] A. S. Leong, S. Dey, and D. E. Quevedo, "On the optimality of threshold policies in event triggered estimation with packet drops," in *Proc. Europ. Control Conf.*, 2015, pp. 927–933.
- [18] S. Wu, X. Ren, Q.-S. Jia, K. H. Johansson, and L. Shi, "Learning optimal scheduling policy for remote state estimation under uncertain channel condition," *IEEE Trans. Control Netw. Syst.*, vol. 7, no. 2, pp. 579–591, 2020.
- [19] O. Ayan, M. Vilgelm, M. Klügel, S. Hirche, and W. Kellerer, "Age-of-information vs. value-of-information scheduling for cellular networked control systems," in *Proc. 10th ACM/IEEE Int. Conf. Cyber-Phys. Syst.*, 2019, p. 109–117.
- [20] Y. İnan, R. Inovan, and E. Telatar, "Optimal policies for age and distortion in a discrete-time model," in *Proc. IEEE Inf. Theory Workshop*, 2021.
- [21] M. Bastopcu and S. Ulukus, "Age of information for updates with distortion: Constant and age-dependent distortion constraints," *IEEE/ACM Trans. Netw.*, vol. 29, no. 6, pp. 2425–2438, 2021.
- [22] J. S. N. Pappas, and R. V. Bhat, "Distortion minimization with age of information and cost constraints," in *Proc. Int. Symp. Modeling Optim. Mobile, Ad hoc, Wireless Netw.*, 2023, pp. 1–8.
- [23] A. Maatouk, S. Kriouile, M. Assaad, and A. Ephremides, "The age of incorrect information: A new performance metric for status updates," *IEEE/ACM Trans. Netw.*, vol. 28, no. 5, pp. 2215–2228, 2020.
- [24] A. Maatouk, M. Assaad, and A. Ephremides, "The age of incorrect information: An enabler of semantics-empowered communication," *IEEE Trans. Wireless Commun.*, vol. 22, no. 4, pp. 2621–2635, 2023.
- [25] Y. Chen and A. Ephremides, "Minimizing age of incorrect information over a channel with random delay," *IEEE/ACM Trans. Netw.*, pp. 1–13, 2024.
- [26] G. Stamatakis, N. Pappas, and A. Traganitis, "Control of status updates for energy harvesting devices that monitor processes with alarms," in *Proc. IEEE Global Commun. Conf. Workshops*, 2019, pp. 1–6.
- [27] M. Salimnejad, M. Kountouris, A. Ephremides, and N. Pappas, "Version innovation age and age of incorrect version for monitoring markovian sources," *arXiv*, 2024.
- [28] N. Pappas and M. Kountouris, "Goal-oriented communication for real-time tracking in autonomous systems," in *Proc. IEEE Int. Conf. Auto. Syst.*, 2021.
- [29] E. Fountoulakis, N. Pappas, and M. Kountouris, "Goal-oriented policies for cost of actuation error minimization in wireless autonomous systems," *IEEE Commun. Lett.*, vol. 27, no. 9, pp. 2323–2327, 2023.
- [30] M. Salimnejad, M. Kountouris, and N. Pappas, "State-aware real-time tracking and remote reconstruction of a markov source," *Journal Commun. and Netw.*, vol. 25, no. 5, pp. 657–669, 2023.
- [31] —, "Real-time reconstruction of markov sources and remote actuation over wireless channels," *IEEE Trans. Commun.*, vol. 72, no. 5, pp. 2701–2715, 2024.
- [32] A. Zakeri, M. Moltafet, and M. Codreanu, "Semantic-aware real-time tracking of a markov source under sampling and transmission costs," in *Proc. Asilomar Conf. Signals, Syst. Comput.*, 2023, pp. 694–698.
- [33] J. Luo and N. Pappas, "Semantic-aware remote estimation of multiple markov sources under constraints," *arXiv*, 2024.
- [34] O. L. V. Costa, M. D. Fragoso, and R. P. Marques, *Discrete-time Markov jump linear systems*. Springer, 2005.
- [35] J. Nilsson, B. Bernhardsson, and B. Wittenmark, "Stochastic analysis and control of real-time systems with random time delays," *Automatica*, vol. 34, no. 1, pp. 57–64, 1998.
- [36] K. Katsikopoulos and S. Engelbrecht, "Markov decision processes with delays and asynchronous cost collection," *IEEE Trans. Autom. Control*, vol. 48, no. 4, pp. 568–574, 2003.
- [37] V. Krishnamurthy, *Partially observed Markov decision processes: from filtering to controlled sensing*. Cambridge Univ. Press, 2016.
- [38] —, "Bayesian sequential detection with phase-distributed change time and nonlinear penalty—a pomdp lattice programming approach," *IEEE Trans. Inf. Theory*, vol. 57, no. 10, pp. 7096–7124, 2011.
- [39] —, "How to schedule measurements of a noisy markov chain in decision making?" *IEEE Trans. Inf. Theory*, vol. 59, no. 7, pp. 4440–4461, 2013.

- [40] M. L. Puterman, *Markov decision processes: discrete stochastic dynamic programming*. John Wiley & Sons, 1994.
- [41] L. I. Sennott, *Stochastic dynamic programming and the control of queueing systems*. John Wiley & Sons, 1998.
- [42] W. Ouyang, A. Eryilmaz, and N. B. Shroff, "Downlink scheduling over markovian fading channels," *IEEE/ACM Trans. Netw.*, vol. 24, no. 3, pp. 1801–1812, 2016.
- [43] R. G. Gallager, *Discrete stochastic processes*. Taylor & Francis, 1997.