

# ViANLI: Adversarial Natural Language Inference for Vietnamese

Tin Van Huynh<sup>1,2</sup>, Kiet Van Nguyen<sup>1,2\*</sup> and Ngan Luu-Thuy Nguyen<sup>1,2</sup>

<sup>1</sup>University of Information Technology, Ho Chi Minh City, Vietnam.

<sup>2</sup>Vietnam National University, Ho Chi Minh City, Vietnam.

\*Corresponding author(s). E-mail(s): [kietnv@uit.edu.vn](mailto:kietnv@uit.edu.vn);  
Contributing authors: [tinhv@uit.edu.vn](mailto:tinhv@uit.edu.vn); [ngannlt@uit.edu.vn](mailto:ngannlt@uit.edu.vn);

## Abstract

The development of Natural Language Processing (NLI) datasets and models has been inspired by innovations in annotation design. With the rapid development of machine learning models today, the performance of existing machine learning models has quickly reached state-of-the-art results on a variety of tasks related to natural language processing, including natural language inference tasks. By using a pre-trained model during the annotation process, it is possible to challenge current NLI models by having humans produce premise-hypothesis combinations that the machine model cannot correctly predict. To remain attractive and challenging in the research of natural language inference for Vietnamese, in this paper, we introduce the adversarial NLI dataset to the NLP research community with the name ViANLI. This data set contains more than 10K premise-hypothesis pairs and is built by a continuously adjusting process to obtain the most out of the patterns generated by the annotators. ViANLI dataset has brought many difficulties to many current SOTA models when the accuracy of the most powerful model on the test set only reached 48.4%. Additionally, the experimental results show that the models trained on our dataset have significantly improved the results on other Vietnamese NLI datasets.

**Keywords:** Adversarial dataset, natural language inference, pre-trained models

# 1 Introduction

Natural language inference (NLI) is a complex reasoning task in natural language processing (NLP), playing a crucial role in deciphering the context and meaning of linguistic structures. NLI enables computer systems to assess whether one sentence can logically infer another sentence [1]. For instance, the sentence "It is raining" can be inferred as "The road will be wet". Therefore, NLI is fundamental in enhancing contextual understanding in various NLP systems, ranging from automated question-answering systems [2–4] to machine translation technologies [5, 6], and text summarization [7, 8].

Neural networks against adversarial samples [9–11] have been explored as an active topic in natural language processing. SOTA NLI models [10, 11] can be easily defeated by adversarial examples, which are specifically designed sentences meant to lead the model to produce erroneous results. These weaknesses not only impact the reliability of the model in practice, but also raise questions about the theoretical foundations and operational principles of NLI models. Furthermore, as these models are increasingly deployed in high-stakes, real-world settings [12, 13], there is an increasing demand to examine their capacity to generalize and handle inputs that are complex, ambiguous, or intentionally misleading. In response to this need, adversarial NLI datasets have been introduced to stress-evaluate these models. This can also be considered a sub-field of NLI research aimed at enhancing the reliability and robustness of NLI models. Traditional NLI datasets often focus on transparent data samples where the relationships between sentences are very straightforward [1]. In contrast, adversarial NLI datasets contain intentionally challenging examples designed to expose model weaknesses, such as minor changes in phrasing that can lead to misclassifications [10, 11]. Identifying these vulnerabilities and blind spots allows researchers to iteratively improve the models, making them more robust and reliable [14].

We observe that research in developing adversarial NLI datasets has focused primarily on English [10] or widely studied languages such as Chinese [15], while the number of studies for low-resource languages is limited. For Vietnamese, the NLP research community has seen significant progress with the release of datasets such as ViNLI [16], VnNewsNLI [17], and VLSP 2021 - vnNLI Challenge [18]. However, these data sets have been constructed using traditional procedures with an emphasis on data quality, but they have paid limited attention to the adversarial aspect.

We fully comprehend the significance of adversarial datasets in substantially enhancing models' reliability and robustness while posing new challenges and research directions. Therefore, in this paper, we construct an adversarial NLI dataset for the Vietnamese language. Taking inspiration from the human-and-model-in-the-loop procedure — a trusted approach for constructing adversarial datasets that created the AdversarialNLI [10], FEVER2.0 [19], and AdversarialQA [20] datasets in English — we propose to develop a similar adversarial NLI resource for Vietnamese. Incorporating a human-and-model-in-the-loop procedure in building Vietnamese adversarial NLI data offers

multiple benefits, including improved data quality through human expertise, dynamic model refinement through iterative feedback, and a more robust and generalizable dataset that reflects diverse linguistic challenges and real-world scenarios.

In addition, this Vietnamese Adversarial NLI dataset can also be regarded as a more challenging counterpart to the previous dataset, ViNLI. The three primary contributions of our research in this paper are summarized as follows.

- Firstly, we have successfully constructed an adversarial NLI dataset for the Vietnamese language, consisting of more than 10K human-annotated premise-hypothesis pairs. This dataset holds significance for researching behaviors and enhancing the performance of SOTA NLI models. Additionally, it contributes to enriching research resources for the Vietnamese language.
- Secondly, we have conducted comprehensive experiments with various language models including mBERT, XLM-R, Info-XLM, and PhoBERT as first baselines on ViANLI. XLM-R<sub>Large</sub> could only obtain accuracy under 49% on the development and test sets, indicating its challenge.
- Finally, we have analyzed and evaluated the effectiveness of these models in various linguistic aspects of the data set to gain a deeper understanding of the data characteristics and model performance.

The structure of our paper is organized as follows: Section 1 introduces the context of NLI research, trends in constructing adversarial data, and the need to build an adversarial NLI dataset for Vietnamese; Section 2 discusses the relevant datasets and models; Section 3 describes our corpus construction process; Section 4 analyzes basic and in-depth statistics of our dataset; Section 5 presents the experimental setup and results; Section 6 analyzes and discusses experimental results; Section 7 is the conclusion of the key issues in our research and offers some future works.

## 2 Related Works

In recent years, extensive research has been conducted to produce adversarial resources for various languages to aid in natural language inference. In this section, we discuss numerous available NLI datasets (non-adversarial and adversarial datasets) and related models for natural language inference. Additionally, we provide details of resources available for other languages. Lastly, we elaborate on the research conducted on natural language inference using various machine learning and deep learning models.

### 2.1 Related Dataset

Based on the data collection strategy of the NLI datasets, we divide them into adversarial and non-adversarial datasets.

**Non-adversarial datasets** Through ongoing research efforts, researchers have released many datasets related to the field of Natural Language Inference (NLI). In particular, these datasets are generated using a variety of methodologies and languages. This has brought many positive effects on Natural Language Understanding. In the early stages of the development of NLI research, The Recognizing Textual Entailment (RTE) Challenge, introduced by Dagan et al. in 2005 [21], was one of the renewed efforts aimed at formalizing the evaluation of Natural Language Inference (NLI) tasks. The challenge created a common platform and a standardized dataset that allowed researchers to assess the ability of computational models to recognize textual entailment. This quest really exploded in 2015, when Bowman et al. published the SNLI dataset [1]. This is a large-scale resource introduced by researchers at Stanford that contains nearly 600,000 sentence pairs. SNLI employs a unique data collection method that combines crowd-sourcing with careful curation. Quality control measures were in place to ensure the reliability and consistency of the annotations. This methodical approach to data collection enables the creation of a large-scale, high-quality dataset that has been crucial for benchmarking. Therefore, SNLI is quickly considered a cornerstone in the NLI field, providing a benchmark for evaluating various machine learning models' generalization and reasoning capabilities. The MultiNLI (Multi-Genre Natural Language Inference) [22] dataset was developed to address some of the limitations of the Stanford Natural Language Inference (SNLI) dataset, including the problem of the data being relatively simple and easy for advanced machine learning models. The authors have revised the process of building MultiNLI in several ways to solve these issues, including using diverse sources, complex reasoning, multiple domains, and better annotation guidelines. MultiNLI aims to provide a more rigorous and challenging benchmark for NLI models by making these improvements. This data construction method was quickly applied to build a series of other datasets such as OCNLI [23], IndoNLI [24], MedNLI [25], and ViNLI [16], VnNewsNLI [17], VLSP 2021 - vnNLI Challenge (VLSP2021) [18]. Also, there are some other approaches to building NLI data sets, such as using question and answer data to convert to NLI data sets such as SciTail [26], FarsTail [27], using a translator to translate NLI data from one language to another such as XNLI [28], Hinglish [29], KorNLI [30]. Using the NLI framework to label claims based on their logical relationships with hypotheses, researchers can create a fact-checking dataset that enables the development and evaluation of fact-checking models and systems. There are famous fact-checking datasets created in such a way that have been published, such as FEVER [31], VITAMINC [32], and FEVEROUS [33].

**Adversarial datasets** The growing trend of building adversarial datasets in Natural Language Processing (NLP) has been propelled by the increasing realization that machine learning models, though powerful, are often susceptible to nuanced forms of data manipulation. Significant efforts are underway in the field of Natural Language Inference (NLI) to construct more challenging and representative datasets. That is, building adversarial datasets, one

Dataset	NLP task	Language	Text genre	Year	Quantity	Adversarial strategy
FEVER [31]	NLI, FC	English	Wikipedia	2018	~ 185K	No
FEVER2.0 [19]	NLI, FC	English	Wikipedia	2019	1,174	Yes
VITAMINC [32]	NLI, FC	English	Wikipedia	2021	~ 488K	No
FEVEROUS [33]	NLI, FC	English	Wikipedia	2021	~ 87K	No
SNLI [1]	NLI	English	Image captions	2015	~ 570K	No
MultiNLI [22]	NLI	English	Multi-genre	2018	~ 433K	No
OCNLI [23]	NLI	Chinese	Multi-genre	2020	~ 56K	No
IndoNLI [24]	NLI	Indonesian	Multi-genre	2021	~ 18K	No
MedNLI [25]	NLI	English	Medical	2019	~ 14K	No
SciTail [26]	NLI	English	Education	2018	~ 27K	No
FarsTail [27]	NLI	Persian	Education	2021	~ 10K	No
XNLI [28]	NLI	multi-language	Multi-genre	2018	~ 129K	No
Hinglish [29]	NLI	multi-language	Movies scripts	2020	2,240	No
KorNLI [30]	NLI	Korean	Multi-genre	2020	~ 950K	No
AdversarialNLI [10]	NLI	English	Multi-genre	2020	~ 169K	Yes
VLSF2021 [18]	NLI	Multi-language	Newswire	2022	~ 20K	No
VnNewsNLI [17]	NLI	Vietnamese	Newswire	2022	~ 32K	No
ViNLI [16]	NLI	Vietnamese	Newswire	2022	~ 30K	No
<b>ViANLI (Our dataset)</b>	<b>NLI</b>	<b>Vietnamese</b>	<b>Newswire</b>	<b>2023</b>	<b>~ 10K</b>	<b>Yes</b>

**Table 1:** Summary of well-known datasets related to natural language inference. NLI and FC stand for Natural Language Inference and Fact-checking, respectively.

approach involving generating adversarial examples specifically designed to challenge or fool existing NLI models. Adversarial examples are meant to expose the limitations and vulnerabilities of existing NLI models, thereby aiding in their subsequent fortification. According to Bartolo et al. (2020) [34], there are different approaches to building adversarial datasets: i) adversarial filtering, where the adversarial model is typically implemented in an isolated phase, which comes after the data creation stage. Techniques include manipulating input text by flipping, inserting, deleting, or swapping words or characters. Perturbation data is generated to be used during adversarial training. Many studies have combined this type of data with machine learning models and have achieved positive results in making the model more robust; works include AdvEntuRe [35], SCPNs [36], First-Order Logic constraints [37], ASCC [38], FreeLB [39]. In addition, on the reading comprehension task, there are also data sets built according to methods such as SWAG [40], HotpotQA [41]; ii) adversarial model-in-the-loop annotation, where both annotators and machine learning models work iteratively in a cycle to create and refine adversarial examples. This approach usually starts with a model initially generating adversarial samples, followed by annotators reviewing, modifying, or creating new ones based on these initial examples. This method was successfully applied to build the famous AdversarialNLI [10] dataset, as it exploited the vulnerabilities of the model very well. In the question-answering task, there are many datasets with adversarial properties, such as DROP [42], CODAH [43], Quoref [44], AdversarialQA [20], Quizbowl [45]. The adversarial human-and-model-in-the-loop procedure is also used quickly to create fact-checking datasets, which is notable for FEVER 2.0 [19] when this dataset addresses certain weaknesses and limitations of the original FEVER dataset.

When reviewing NLI data in Vietnamese, we realize that most of the data, such as ViNLI [16], VnNewsNLI [17], and VLSP 2021 - vnNLI Challenge [18] ignore adversarial factors during construction. That is what prompted us to build an adversarial NLI dataset for Vietnamese. We are also particularly interested in using the adversarial human-and-model-in-the-loop procedure to create adversarial Vietnamese datasets because humans and machines are involved in the data generation process. Thus, it will be fascinating when humans can discover model problems during data generation. Some well-known datasets related to NLI in other languages are summarized and compared by us to the Vietnamese NLI datasets in Table 1.

## 2.2 Related NLI Models

Research topics in NLP, including NLI, have witnessed the daily development of machine learning models from simple models to more complex ones. The diverse evolution of current machine learning models has enriched the choices of models for experimentation, suitable for the characteristics of different tasks and data domains. Moreover, as more adversarial NLI datasets emerge, the performance of these models also needs to increase significantly.

In its early stages, probability-based models have historically laid the groundwork for approaches to natural language inference and have established a foundation long before the emergence of current deep learning techniques. These models operated on the principle of computing the likelihoods of hypotheses given premises, often rooted in Bayesian inference [21, 46]. Latent Semantic Analysis (LSA) [47] uses Singular Value Decomposition (SVD) to compress space and discover semantic relationships between words and documents. LSA can be used to measure the semantic similarity between a premise and a hypothesis [48]. CBOW (Continuous Bag of Words) and Skip-gram are two architectures introduced in the Word2Vec model [49] to learn vector word representations. Both of these techniques aim to learn word representations that can capture semantics based on the context in which the word appears, and these methods have also yielded promising results on the NLI task [1, 16, 22–24]. Although these models offered valuable information, they often struggled to capture intricate semantic relationships and nuances in language.

The challenges and shortcomings of these probabilistic approaches paved the way for neural models, especially with the advent of deep learning. Neural models, such as Recurrent Neural Networks (RNNs) [50], Long Short-Term Memory Networks (LSTMs) [51], and ESIM [52], have achieved promising results on NLI tasks. Recently, transformer architectures such as BERT [53] and GPT [54] have demonstrated an unprecedented ability to capture complex semantic structures and relationships. Their capacity to represent words in dense vector spaces, process sequences, and utilize attention mechanisms has made them exceptionally adept at tasks like NLI. In addition to these models, a series of variant models have emerged using the BERT architecture, such as RoBERTa [55], XLM-R [56], XLNet [57], ALBERT [58], DistilBERT [59],

ELECTRA [60], and T5 [61], and have achieved high performance on datasets such as SNLI [1], MultiNLI [22], FEVER [31], and ANLI [10].

Building upon the resounding success of previous transformer-based models on English data, considerable efforts have been made to extend their capabilities to other languages, including Vietnamese. The PhoBERT model [62], for example, represents a significant advance by leveraging the foundation of BERT and fine-tuning it on Vietnamese data, yielding impressive performance across various tasks. Additionally, earlier models trained on multilingual data, including Vietnamese, such as mBERT [53], XLM-R [56], mT5 [63], and mBART [64], have also demonstrated excellent results on Vietnamese Natural Language Inference (NLI) tasks [16].

### 3 Corpus Creation

This section provides a detailed description of our data-construction process. We also show how we hire annotators and guide them so that they can create high-quality data as we desire. In addition, information about the source of premise sentences and the model used to evaluate the difficulty of premise-hypothesis sentence pairs in each round is also described in detail.

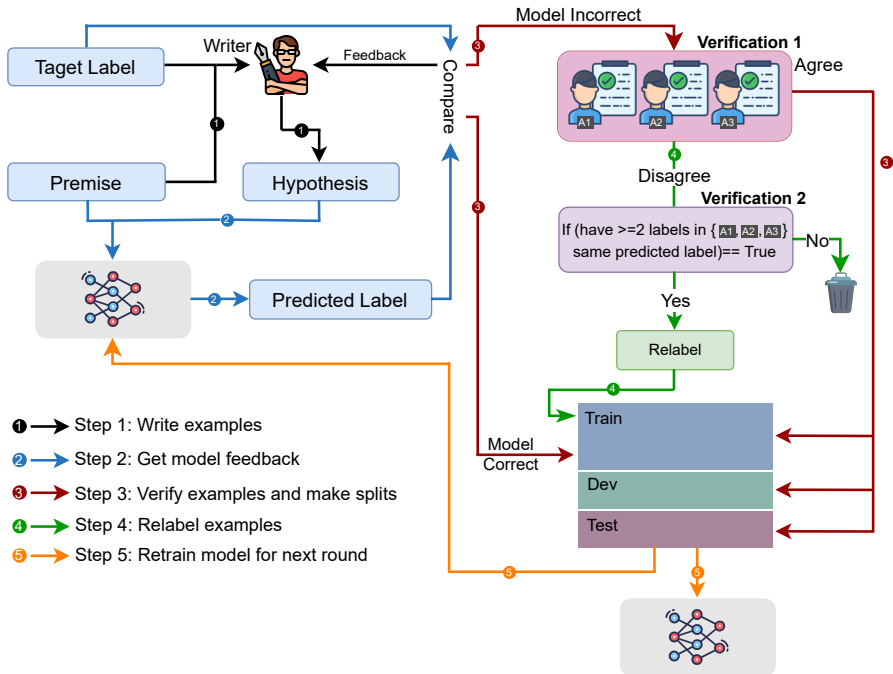
#### 3.1 Process of Adversarial Corpus Creation

Inspired by the HAMLET (Human-And-Model-in-the-Loop Enabled Training) procedure [10], we build a new approach to build the AViNLI dataset. This approach incorporates human and machine learning models to address the challenges associated with current data collection methods. However, to maximize the effectiveness of the annotator's sentence writing process, we made some adjustments in the data validation phase, as shown in Figure 1.

At the beginning of the process, annotators receive premise sentences and are asked to write corresponding hypothesis sentences for each case of target inference labels (entailment, contradiction, neutral). In which the premise sentences are extracted from online news, which covers many different news topics. Inspired by the approach of the ANLI dataset [10] in this sentence generation step, we ask annotators to write complex hypothesis sentences in order to generate pairs of sentences that can fool the machine learning model. Generating difficult inference-level sentence pairs allows us to exploit the vulnerabilities of current modern machine-learning models. Therefore, it is possible to better understand the characteristics of machine learning models. In addition to writing hypothesis sentences, we also asked annotators to explain why they thought their generated sentences were difficult and that the model might be wrong.

After collecting a number of premise-hypothesis sentence pairs, we use a pre-trained machine learning model to predict inference labels for those sentence pairs. After that, we compare the predicted labels and the target labels. There are two cases, in which pairs are correctly predicted by the model,

we put them in the training set, while the models that are wrongly predicted by the model are passed to the validation process.



**Fig. 1:** Overall process for the creation of the AViNLI dataset.

In the stage of validating false data samples, we propose two different components named verification 1 and verification 2. The purpose of verification 1 is to confirm with certainty that the annotators have written the correct hypothesis sentences with the given target labels. In verification 1, each pair of incorrect predictions will be relabeled by 3 other annotators. If 2 or more of them agree with the original author, then this sample will be considered good and will be distributed to train, test, and dev sets. In addition, we have proposed to add a verification 2 component; the purpose of this component is to make the most of the samples that failed at verification 1. In case the samples do not have 2 or more agree with the original author but still have 2 or more similarities in their opinion and are the same as the prediction of the model, the original labels of these samples are converted to the labels of the predictive model, and then they are transferred to the training set. Otherwise, samples that do not meet the conditions will be deleted. Such an approach



makes a lot of sense in the case where we build a dataset with a small size and a small number of annotators.

At the end of a round of data generation, as described above, the data obtained for that round are used to train a new model which is used to make predictions on the data of the next round.

### 3.2 Annotator Recruitment and Training

Fifteen students are participating in the ViANLI dataset generation process. The students we hire are from famous universities in Vietnam. They are native speakers with good language skills, enough knowledge, and awareness to read premise sentences and write hypothesis sentences. Similar to the ViNLI dataset, we built an initial guideline to teach students how to write hypothesis sentences to create hypothesis-premise adversarial pairs of sentences. They have gone through at least five rounds of hypothesis writing to be able to participate in the development of ViANLI officially. In each round, they have to write 50 hypotheses corresponding to 50 premise sentences covered on three labels: entailment, contradiction, and neutral. The data completed at each round of annotators is manually checked by us to ask them to correct any errors, and it is also time for them to practice writing their sentences. In the process of checking the data, we also constantly update and edit the guidelines to ensure consistency between the annotators. Besides, we use the baseline model - XLM-R<sub>Large</sub> is the model with the highest performance on ViNLI to evaluate the data annotators generated in each round. We always require annotators to write hypotheses on a high difficulty level so that the prediction success rate on XLM-R<sub>Large</sub> is below 40%. We return the prediction results of the model to the annotators to help them study how the model will encounter difficulties with the data characteristics to improve writing for the next time. Once the annotators' data generation capabilities stabilize, we will opt-in to formally participate in our data-building process. At the end of this process, we selected 15 students, as mentioned above. They are paid \$0.025 for writing a hypothesis.

### 3.3 Round 1: ViA1 Data

In the first round of the data generation process, similar to the approach in the ViNLI dataset [16], we used sentences that were extracted from news content as premise sentences. We collect this news from the VnExpress<sup>1</sup> online news site, which covers many different topics of news. Furthermore, we trained the XLM-R Model [65] on the ViNLI dataset [16], and 7,500 Vietnamese samples were extracted from the XNLI dataset [28], which was then used to predict the label of the data that the annotators generated in this round. The data obtained after the end of Round 1 is called ViA1.

---

<sup>1</sup><https://vnexpress.net/>

### 3.4 Round 2: ViA2 Data

In the second round, the annotators continued to write hypothesis sentences based on the content of the premise sentences, which were also collected from VNExpress. In particular, in this round, we used the InfoXLM model [66], which recently had strong performance in various tasks to evaluate the data generated by the annotators in round 2. We combine data from many different datasets to train the infoXML model, including ViNLI, 7,500 Vietnamese samples in XNLI, and data generated from Round 1 (ViA1) together with the VnNewsNLI dataset [17]. The data obtained in Round 2 is called ViA2.

### 3.5 Round 3: ViA3 Data

In the third round, the source of premises sentences is the same as in Round 1 and Round 2. We continue to use the InfoXLM model to make predictions on the data generated by the annotators in this round. To make the model more robust, we trained this model on a larger amount of data than in the previous round. We generate training data for the InfoXLM model from the ViNLI dataset, 7,500 Vietnamese samples in XNLI, data generated from two previous rounds (ViA1 and ViA2), the VnNewsNLI dataset along with more than 10,000 pairs (vi-vi) from the VLSP Shared Task 2021 dataset [18]. The data obtained in Round 3 is called ViA3.

## 4 Dataset Analysis

In this section, we perform analyses on ViANLI to better understand the characteristics of the dataset. Specifically, we conduct statistics on the quantity of data and the distribution of sentence lengths in both premises and hypotheses. Furthermore, to assess the annotators' writing style, we calculate the proportion of reused words from premises in hypotheses and examine how they incorporate new vocabulary into the hypotheses.

### 4.1 Initial Statistic

After finishing the data construction, we obtained three datasets (ViA1, ViA2, ViA3) for the three corresponding rounds. Combining the data from these three rounds, we have the Vietnamese adversarial dataset - ViANLI, with the size of more than 10,000 pairs of premise-hypothesis sentences from more than 700 online news. The detailed statistics of the data set are shown in Table 2. We distribute the quantity of data in the ratio of 8: 1: 1 for training, development, and test sets, respectively.

In addition, as described in the data-building process for each round, we use models with progressively stronger performance to evaluate round-by-round data, aiming to collect more difficult adversarial patterns from samples the model predicts wrong. The model error rate results show that the accuracy of the models decreases with each round, which means that the pairs that the

Dataset	Context	Number of pairs			Model error rate (%)	Verify 1 success rate (%)
		Train	Dev	Test		
ViA1	235	2,609	330	330	51.65	77.59
ViA2	240	2,672	330	330	44.93	94.27
ViA3	241	2,731	340	340	41.98	94.71
ViANLI	716	8,012	1,000	1,000	46.18	88.86

**Table 2:** Dataset statistics of ViNLI. The model error rate represents the percentage of the incorrect predictions of the model on the data per round. Verify 1 success rate is the percentage of successful confirmations on the data samples that the data model predicts incorrectly.

model predicts wrong round by round have greater difficulty and complexity. The same thing is also found in Nie et al. (2020) [10] when building the ANLI dataset. Furthermore, the success rate results of verify 1 substantially increased from 77.59% in Round 1 to 94.71% in Round 3, showing that the number of pairs of premise-hypothesis qualified to fool the model and confirmed is a pair of sentences correctly created by the annotators in Verification 1 increased significantly. This leads to the annotator’s hypothesis generation quality increasing with each round. Each data sample for each round is presented in Table 3.

## 4.2 Length Distribution

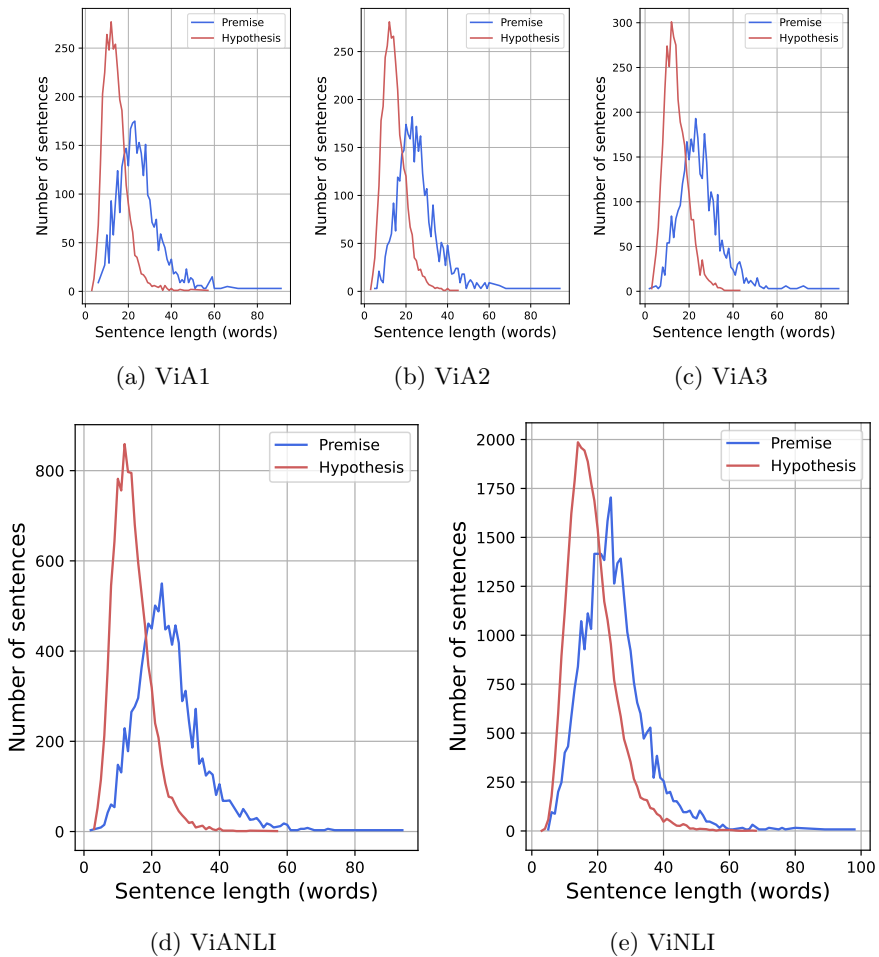
We calculate the length of the premise and hypothesis sentences in our dataset using the VnCoreNLP tool [67] to segment Vietnamese by word (1 Vietnamese word can be composed of 1 or more tokens). In addition, we compare with the ViNLI data set to see the difference from our data. When we look at Figure 2a, Figure 2b, and Figure 2c (corresponding statistics of the data in Round 1, Round 2, and Round 3), we see that the length of the hypothesis sentence is distributed in a shorter length range than the length of the premise sentence. In addition, these three charts show how annotators’ writing maintains stability in difficulty for data when the length is shorter than the premise sentence. When comparing ViANLI and ViNLI, Figure 2d and Figure 2e show that both datasets have in common that the length of the hypothesis sentence is shorter than the premise sentence. However, when looking closely at these graphs and the data in Table 4, they show that the hypothesis sentence length of the ViANLI dataset is much shorter than that of the ViNLI, while the premise sentence length is quite similar between the two tuples. The authors of MultiNLI [22] and ViNLI [16] suggest that the short sentence length hypothesis in the SNLI dataset can make the data easily predictable. The length of the hypothesis sentence in ViANLI is shorter than in ViNLI, but we have ensured the difficulty and challenge of the data through the results of evaluating the model error rate of each round in Table 2. The influence of length on model accuracy is analyzed more clearly in Section 6.1.

Premise	Hypothesis	Reason	Round	Orig. label Pred. label Vali.1 labels Vali.2 Gold label
Các giả thuyết trước đây cho rằng Hadrosaurid đã di cư từ Bắc Mỹ tới châu Á nhưng khám phá mới lại cho thấy điều ngược lại. ( <i>Previous theories suggested that the Hadrosaurid migrated from North America to Asia, but the new discovery suggests otherwise.</i> )	Các phát hiện mới đã phủ định những phỏng đoán trước đây, Hadrosaurid không hề có sự thay đổi nơi sinh sống. ( <i>The new findings have denied previous conjectures, that the Hadrosaurid did not change its habitat.</i> )	Dùng nhiều từ ngữ khác với câu ban đầu nên mô hình có thể đoán sai. ( <i>Using many different words from the original sentence, the model may guess wrong.</i> )	ViA1	C E C C C No C
Hơn 30 phút sau, đám cháy được khống chế, tàu hàng 2371 tiếp tục hành trình theo hướng Bắc Nam. ( <i>More than 30 minutes later, the fire was under control, cargo ship 2371 continued its journey in the north-south direction.</i> )	Đám cháy được khống chế sau hơn nửa giờ đồng hồ. ( <i>The fire was brought under control after more than half an hour.</i> )	Mô hình khó khăn trong việc nhận biết nửa giờ đồng hồ với 30 phút là giống nhau, do đó có thể dự đoán sai thành Contradiction. ( <i>The difficulty model recognizes that half an hour and 30 minutes are the same, so it can be wrong to predict Contradiction.</i> )	ViA2	E C E E E No E
Việt Trinh hái mít, xoài, dứa... trĩu quả khi vào mùa ở vườn nhà rộng 3.000 m2. ( <i>Viet Trinh picks jackfruit, mango, pineapple... laden with fruit in season in a 3,000 m2 home garden.</i> )	Nhà Việt Trinh rộng 3.000 m2. ( <i>Viet Trinh's house is 3,000 m2 wide.</i> )	Tôi lược bỏ chữ "vườn" để tạo câu neutral và model có thể nhầm thành entailment. <i>I omitted the word "garden" to create a neutral sentence and model could be mistaken for entailment.</i>	ViA3	N C N N E No N
Chính phủ vừa đồng ý cho các thương nhân nước ngoài được nhập cảnh vào Việt Nam thu mua vải thiều Bắc Giang. ( <i>The Government has just agreed to allow foreign traders to enter Vietnam to buy Bac Giang lychees.</i> )	Vải thiều Bắc Giang chỉ được trồng ở Bắc Giang. ( <i>Bac Giang lychee is only grown in Bac Giang.</i> )	Tôi dùng kiến thức thực tế nhưng sai nên có thể máy sẽ đoán thành neutral. <i>(I used practical knowledge but it was wrong, so maybe the machine will guess neutral.)</i>	ViA2	C N C N N Yes N
Đại diện EVN cho biết, tập đoàn không có hoạt động cho vay tín chấp và không có đơn vị trực thuộc hay doanh nghiệp liên kết có tên Ngân hàng Điện lực Việt Nam. ( <i>A representative of EVN said that the group has no unsecured lending activities and has no affiliated units or affiliated enterprises named Electricity of Vietnam Bank.</i> )	EVN không có bất kì hoạt động cho vay tín chấp nào trong thời gian gần đây. ( <i>EVN has not had any unsecured lending activities recently.</i> )	Nêu thêm thời gian nên mô hình sẽ đoán sai. ( <i>Given more time, the model will guess wrong.</i> )	ViA3	C E E E C Yes E

**Table 3:** Examples from ViANLI dataset. Where Orig. is the label of the original annotator, Pred. is the predictive label of the model, Vali.1 is the three confirmation labels of the three verifiers in the verification phase 1, Vali.2 indicates whether this sample has gone through the verification phase 2 or not. C, E, and N are the abbreviations for Contradiction, Entailment, and Neutral.

Mean word length	Dataset				
	ViA1	ViA2	ViA3	ViANLI	ViNLI
Premise	24.4	25.4	25.0	24.9	24.5
Hypothesis	13.8	14.4	14.0	14.1	18.1

**Table 4:** The mean length of premise and hypothesis sentences on ViANLI and ViNLI.



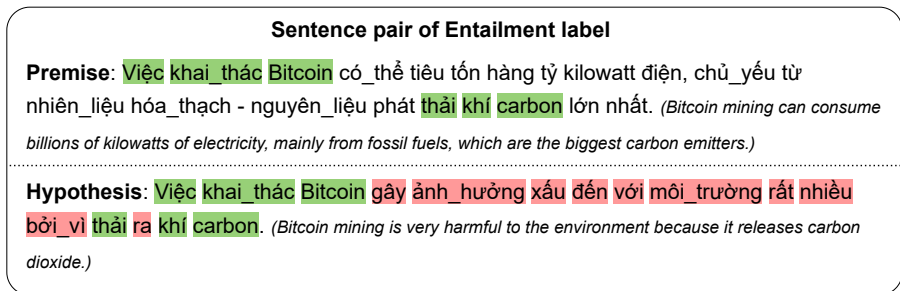
**Fig. 2:** Comparison of length distribution between ViANLI and ViNLI.

### 4.3 Word Overlap Rate

Similar to Huynh et al. (2022) on the ViNLI dataset [16], we also calculate the word overlap rate (WOR) between the premise sentence and the hypothesis sentence on the ViANLI adversarial data. This analysis is meaningful in assessing the difficulty of the data because previous studies have mentioned that the word overlap rate affects the predictive ability of the models. We use the Jaccard metric to calculate the unordered word overlap between the premise and the hypothesis similar to the one on ViNLI. Before calculating the Jaccard value, we also use the VnCoreNLP toolkit for Vietnamese word segmentation. The Jaccard measure between a pair of premise and hypothesis sentences is calculated by the formula (1).

$$Jaccard = \frac{|P \cap H|}{|P| + |H| + |P \cup H|} \quad (1)$$

Where, premise and hypothesis sentences are represented in two lists of words, respectively, as follows:  $P = [W_{P1}, W_{P2}, W_{P3}, \dots, W_{Pn}]$ ,  $H = [W_{H1}, W_{H2}, W_{H3}, \dots, W_{Hm}]$ .  $|P \cap H|$  is the number of words that appear in both premise and hypothesis sentences.  $|P|$  is the number of words in the sentence premise.  $|H|$  is the number of words in the sentence hypothesis.  $|P \cup H|$  is the number of words in the premise and hypothesis sentences after the duplicates are removed. An example of word overlap between the premise and hypothesis sentences for the entailment label is shown in Figure 3.



**Fig. 3:** Example of word overlap in the premise-hypothesis pair of the entailment label. Where the green highlight is the same words, the red highlight is the new words that only appear in the hypothesis sentence.

The result shown in Table 5 is the average Jaccard value on each dataset after calculating for each pair of sentences. In general, when observing the word overlap rate on each round of data and the whole ViANLI data, we found that the word overlap rate on the entailment label is the lowest compared to the larger overlap rate on the contradiction and neutral labels. This shows that when writing the entailment hypothesis, the annotator tends to use fewer words from the premise sentence. The opposite trend is shown when compared

Label	Jaccard (%)				
	ViA1	ViA2	ViA3	ViANLI	ViNLI
Entailment	23.46	21.06	20.27	21.55	29.88
Contradiction	33.11	31.13	31.17	31.75	23.30
Neutral	31.05	32.52	31.31	31.60	20.19

**Table 5:** The word overlap rate in ViANLI compares to that in ViNLI.

with the ViNLI dataset when the ratio of word overlap on the entailment label is the largest, followed by that on the contradiction and neutral labels. To have a more precise view of the impact of word overlap rate on model accuracy, we have more specific analyses in Section 6.2.

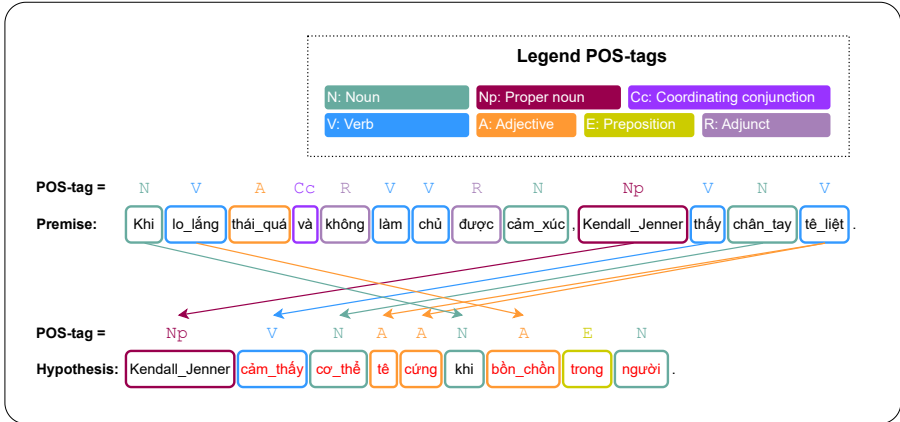
#### 4.4 New Word Rate

In contrast to the word overlap rate, we analyze the new word rate on ViANLI. This is the proportion of new words appearing in the hypothesis sentence that are words that do not appear in the premise sentence. This statistic helps us assess the linguistic diversity of annotators when writing hypothesis sentences. Similar to the calculation on ViNLI, we calculate the ratio of new words to the data for each round and the entire ViANLI. We also use the VnCoreNLP toolkit to separate Vietnamese words before calculating the new word rate. The results are presented in Table 6 for the three labels entailment, contradiction, and neutral, respectively. The new word rate in the entailment hypothesis is the largest and the lowest in the contradiction hypothesis on the per-round data and the entire ViANLI data. The comparison of data between ViANLI and ViNLI shows some differences. In the ViNLI dataset, the largest new word rate belongs to the neutral label and the lowest rate belongs to the entailment label. In addition, except that the proportion of new words on the entailment labels of the ViANLI dataset is larger than that of ViNLI, on contradiction labels and neutral labels, this rate is significantly lower than that of ViNLI. The new word rate is also considered a factor that affects the performance of machine learning models. Its influence is analyzed more clearly in Section 6.3.

Label	New word rate (%)				
	ViA1	ViA2	ViA3	ViANLI	ViNLI
Entailment	51.08	53.85	54.57	53.23	46.59
Contradiction	36.17	39.21	40.08	38.59	53.96
Neutral	41.03	39.50	41.41	40.67	61.79

**Table 6:** The new word rate in ViANLI compares to that in ViNLI.

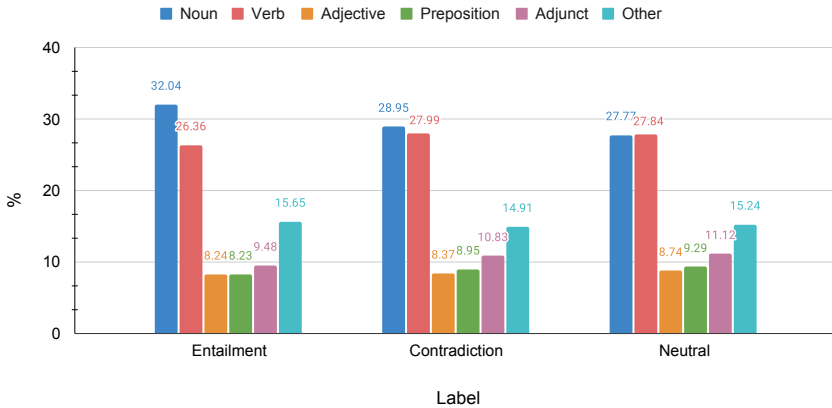
To gain a better understanding of the trend in word usage of annotators when writing hypothesis sentences, we use PhoNLP [68] to identify the part



**Fig. 4:** Example of POS-tag in the premise-hypothesis pair of the entailment label. The red words in the hypothesis tree are new words, and the arrows represent changes in the position and function of the word.

of speech (POS) of new words in the hypothesis sentence. After that, we calculate the percentage of each category in the POS for a visual look. PhoNLP recognizes many different types in POS, but we summarize them by main word types, including Nouns, Verbs, Adjectives, Prepositions, Adjuncts, and Others (combining the rest of the types). Figure 5 illustrates the new word rate by Part-Of-Speech in ViANLI. Statistical results show that the trend of using words is quite similar on all three labels when Nouns and Verbs account for the most significant proportion compared to other types. In addition, annotators often use Nouns when writing the entailment hypothesis. Adjective is the word that annotators rarely use when writing hypothesis sentences. An illustrative example of POS-tag analysis on new words that appear in a hypothesis sentence is shown in Figure 4.





**Fig. 5:** The new word rate by Part-Of-Speech in ViANLI.

## 5 Experiments and Results

In this section, we present how we design the main experiments to assess both the challenges posed by ViANLI and its effectiveness in improving performance on various other datasets. Additionally, we provide detailed information related to the other datasets used in the experiments, the selection and setup of baseline models, and evaluation metrics.

### 5.1 Benchmark Datasets

Similar to Nie et al. (2020) [10], we also combine the ViANLI dataset with other datasets to train machine learning models. After that, we use these trained models to evaluate our adversarial data, as well as several other datasets. This allows us to assess the challenge of adversarial data that we have built and the effectiveness of using adversarial data against attacks in these other datasets. Other datasets combined with ViANLI data include ViNLI [16], XNLI [28], VLSP 2021 - vnNLI Challenge [18], and VnNewsNLI [17]. Due to the different nature and organization of the datasets, we reorganized and subdivided these datasets to suit our experiment. In which XNLI and VLSP2021 are multilingual inference datasets. Thus, we only extract Vietnamese samples to include in the training data. Also, the authors of the VnNewsNLI and XNLI datasets only develop the dev and test sets, so we used 90% of the dev set as training data and 10% of the dev set for model tuning. In addition, we also cut 10% in the training set of VLSP2021 for model tuning during training. Details of the number of samples in each dataset used in the experiment are presented in Table 7.

Dataset	Quantity		
	Train	Dev	Test
ViA1	2,609	330	330
ViA2	2,672	330	330
ViA3	2,731	340	340
ViANLI	8,012	1,000	1,000
ViNLI	24,376	3,009	2,991
XNLI	6,750	750	-
VLSP2021	7,816	869	2,118
VnNewsNLI	18,221	2,025	11,866

**Table 7:** Quantity statistics of the datasets in our main experiment. ViANLI dataset is aggregated data from ViA1, ViA2, and ViA3.

## 5.2 Baseline Models

In our experiments, we focus on using state-of-the-art transformer models, including mBERT [69], XLM-R [65], InfoXLM [66], and PhoBERT [62]. Except for the mBERT model, we experimented with the large version with other models. In which the mBERT, XLM-R, and InfoXLM models are powerful transformer models trained on multilingual documents, while the PhoBERT model is a monolingual transformer model developed for Vietnamese. Because Vietnamese is represented by single words (one token) and compound words (more than one token), to match the characteristics of Vietnamese, we use the VnCoreNLP tool [67] to separate Vietnamese words. This gives us a reasonable representation of the input of the PhoBERT model.

In addition, the parameters of the models selected by us during the model training process are suitable for most models to get the best performance after going through the evaluation step. The basic parameters are selected as follows: max\_length=256, learning\_rate=1e-05, eval\_frequency=400, batch\_size=16, weight\_decay=0.0, adam\_epsilon=1e-08. In addition, we have set epochs=7 because the models have the best accuracy. When we reduce the number of epochs, we find that the model has not reached the optimal level, and when the number of epochs is increased, the model accuracy begins to decline or saturate.

## 5.3 Evaluation Metrics

We use the accuracy measure to evaluate the models, similar to the evaluation on SNLI [1], ANLI [10], or ViNLI [16]. We do not further evaluate the F1-score scale because there is not much significance on data sets with a uniform distribution of the number of labels. The accuracy metric is expressed in the (2) formula.

$$Accuracy = \frac{C}{N} \quad (2)$$

where N is the total number of samples evaluated, and C is the number of samples that the model correctly predicted.

## 5.4 Experimental Results

Table 8 presents the results of our main experiment. This experimental results reveal many interesting findings on the performance of the models and adversarial data characteristics we have built.

**Firstly**, the accuracy of almost all baseline models is low on the test set of each round and the final composite dataset ViANLI. This shows that we have successfully built an adversarial natural language inference dataset that can exploit the vulnerabilities of current modern machine learning models. In other words, ViANLI is highly complex and challenging, which is significant in promoting much later research.

**Secondly**, the performance of most models degrades round-by-round, which is most visible in the results of XLM-R<sub>Large</sub>, InfoXLM<sub>Large</sub>, and PhoBERT<sub>Large</sub>. This result shows that the difficulty level of the data increases through each round, the data from Round 3 is the hardest, followed by the data from Round 2, and the data from Round 1 are the easiest. Similar results are also shown in the experimental results of ANLI [10]. However, with a slight variation in mBERT performance, the accuracy decreased from Round 1 to Round 2 and then increased on Round 3 data. That could be the difference in the characteristics of each model.

**Thirdly**, when increasing the training data gradually with ViA1, ViA2, and ViA3 data, the performance on the test set of ViA1, ViA2, ViA3, and ViANLI also increased. This makes the models more robust and easier to handle data attacks.

**Finally**, the InfoXLM<sub>Large</sub> model achieved the highest accuracy of the ViNLI dataset with 84.36%, 3% higher than the highest result of Huynh et al. [16]. mBERT and XLM-R<sub>Large</sub> models did not give the best results on ViNLI. But when mBERT was trained on the data attached to ViA1, it improved accuracy by 2.48%, while when the XLM-R<sub>Large</sub> model was trained on the data including ViANLI, it improved by 1.68% compared to the results of Huynh et al. [16]. Furthermore, in the VLSP2021 (Only premise-hypothesis pairs in Vietnamese) and VnNewsNLI datasets, the PhoBERT<sub>Large</sub> model has the highest predictive ability and is almost absolute with the same accuracy of 99.81%. This result is very impressive when the PhoBERT<sub>Large</sub> model is trained on synthetic data, including ViANLI, increasing the accuracy on the VnNewsNLI test set to 5.02% compared to the results of Nguyen et al. [17].

In general, when evaluating models trained with adversarial data, there is a difference in performance. This may be because the characteristics of each model are different, it may be the difference in model architecture, or it may be some function of the trained data. This was also reported by Nie et al. in their research results.

In the experiment in Table 9, we train the XLM-R<sub>Large</sub> model on an increasing amount of data from rounds and evaluate the performance of this model on the data from each round, as well as on the entire ViANLI dataset. This experiment helps us to specifically evaluate the effect of the amount of training data on the predictive power of the model and the difficulty of the data

Model	Training data	ViA1	ViA2	ViA3	ViANLI	ViNLI	VLSP2021	VnNewsNLI
mBERT	ViNLI,XNLI	16.36	17.87	22.05	18.80	66.83	69.12	70.29
	+ViA1	22.73	22.73	24.12	23.20	67.32	68.51	56.91
	+ViA1+ViA2	23.63	24.54	27.35	25.20	65.24	70.68	57.11
	+ViA1+ViA2+ViA3	29.69	24.24	26.18	26.70	66.43	69.17	57.76
	ViNLI,XNLI,ViANLI,VL,VnNe	26.96	24.54	26.17	25.90	66.61	97.49	99.69
XLM-R <sub>Large</sub>	ViNLI,XNLI	17.27	16.97	19.12	17.80	82.11	83.75	82.93
	+VnNe	14.24	16.67	17.64	16.20	82.86	81.96	99.65
	+VnNe+ViA1	18.18	20.30	20.59	19.70	82.11	83.33	99.81
	+VnNe+ViA1+ViA2	26.97	26.97	19.12	24.30	81.80	83.99	99.81
	+VnNe+ViA1+ViA2+ViA3	31.81	28.49	19.71	26.60	82.29	84.23	99.75
	ViNLI,XNLI,ViANLI,VL,VnNe	31.81	25.15	22.94	26.60	83.04	99.01	99.52
InfoXLM <sub>Large</sub>	ViNLI,XNLI	18.18	15.45	17.94	17.20	83.87	82.95	78.97
	+VL+ViNe	19.09	17.27	17.35	17.90	84.36	99.57	99.71
	+VL+VnNe+ViA1	25.75	20.91	18.24	21.60	81.63	99.10	99.62
	+VL+VnNe+ViA1+ViA2	30.00	24.54	22.35	25.60	83.70	99.06	99.59
	ViNLI,XNLI,ViANLI,VL,VnNe	33.03	24.84	22.94	26.90	82.64	98.35	99.53
PhoBERT <sub>Large</sub>	ViNLI,XNLI,ViANLI,VL,VnNe	32.72	29.39	27.64	29.90	75.93	99.81	99.81

**Table 8:** Model accuracy (%) on other test sets when training data is combined with Vietnamese adversarial data. ViA1, ViA2, ViA2 are the data of Round 1, Round 2 and Round 3, respectively. ViANL refers to ViA1+ViA2+ViA3. VL refers to the VLSP2021 dataset, and VnNe refers to the VnNewsNLI dataset.

Model	Training data	ViA1		ViA2		ViA3		ViANLI	
		Dev	Test	Dev	Test	Dev	Test	Dev	Test
XLM-R <sub>Large</sub>	ViA1	47.88	44.54	46.06	47.27	42.94	44.70	45.60	45.50
	ViA1+ViA2	48.48	49.09	48.18	48.18	44.41	44.70	47.00	47.30
	ViA1+ViA2+ViA3	50.61	51.81	49.09	47.57	45.00	45.88	48.20	48.40

**Table 9:** Model accuracy (%) that trained on ViANLI.

built over each round. The results of this experiment show that when trained on an increasing number of adversarial data, the performance of the XLM-R model becomes stronger, and most of the accuracy of this model increases on the dev and test sets of ViA1, ViA2, ViA3, and even ViANLI. This means that as the model is trained on more and more adversarial data, in which the difficulty is high, the model will improve its ability to handle attacks from the data. Besides, from the results of evaluating the complexity and difficulty of the data through each round, we observe that on the three training cases of the XLM-R model, the accuracy of the model decreases gradually on both Dev and Text sets through each round. It can be seen once again that the difficulty of the data increases. Similar to the process of building the ANLI dataset, we successfully built the Vietnamese adversarial dataset with high difficulty. If this data-building process is applied to continue to develop the data further for the following rounds, it will produce increasingly high-quality and challenging data. This is of great significance in maintaining the challenge and attractiveness of the NLI task and thus spurring more future research rather than building data through a static process.

Model	Dev			Test			
	ViNLI	ViANLI	Difference	ViNLI	ViANLI	Difference	
Syllable	CBoW	45.54	35.00	10.54	44.96	31.20	13.76
	mBERT	67.41	44.70	22.71	64.84	44.60	20.24
	XLM-R <sub>Base</sub>	72.02	48.00	24.02	71.59	47.30	24.29
	XLM-R <sub>Large</sub>	83.02	48.20	<b>34.82</b>	81.36	<b>48.40</b>	32.96
	InfoXML <sub>Base</sub>	72.02	<b>49.30</b>	22.72	70.81	47.70	23.11
	InfoXML <sub>Large</sub>	<b>83.59</b>	48.90	34.69	<b>83.12</b>	46.40	<b>36.72</b>
Word	CBoW	49.05	34.30	14.75	45.8	33.90	11.9
	PhoBERT <sub>Base</sub>	75.07	44.60	30.47	72.87	44.90	27.97
	PhoBERT <sub>Large</sub>	77.33	47.00	30.33	75.93	45.70	30.23

**Table 10:** Model accuracy (%) on two benchmark datasets: ViANLI and ViNLI.

Our goal is to build ViANLI from the foundation of ViNLI to develop a more complex and challenging version. Therefore, in Table 10, we set up experiments with models similar to ViNLI on our ViANLI adversarial dataset, giving us a more intuitive comparison. In this experiment, we evaluated two different input cases of the model, including word-based and syllable-based representations. With the word-based model, we use the CBoW and PhoBERT models, while with the syllable-based model, we use the CBoW, mBERT, XLM-R, and InfoXML models. PhoBERT is a Vietnamese pre-trained transformer, and mBERT, XLM-R, and InfoXML are multilingual pre-trained transformers. With the CBoW and PhoBERT model, we use VnCoreNLP [67] to separate Vietnamese words. In addition, we use pre-trained embedding - PhoW2V [70] (syllable and word level corpus) to represent the input to the CBoW model.

The results in Table 10 show that the accuracy of all models on the ViANLI dataset is much lower than the results on ViNLI. While the InforXML<sub>Base</sub> model has the highest performance on the ViANLI dev set with 49.30%, the XLM-R<sub>Large</sub> model has the highest accuracy on the Test set with 48.40%. In addition, when observing the results, we also found that the performance of the XLM-R<sub>Large</sub> model had the highest accuracy difference between the dev set of ViNLI and VIANLI of 34.82%. On the test set of both datasets, the InfoXML<sub>Large</sub> model had the highest accuracy difference, with 36.72%. In general, with our ViANLI data, it is challenging for the models to predict the semantic relationship compared to the ViNLI data accurately. However, such a difference in accuracy is due not only to the difficult nature of the data but also to the amount of data the two datasets are different from.

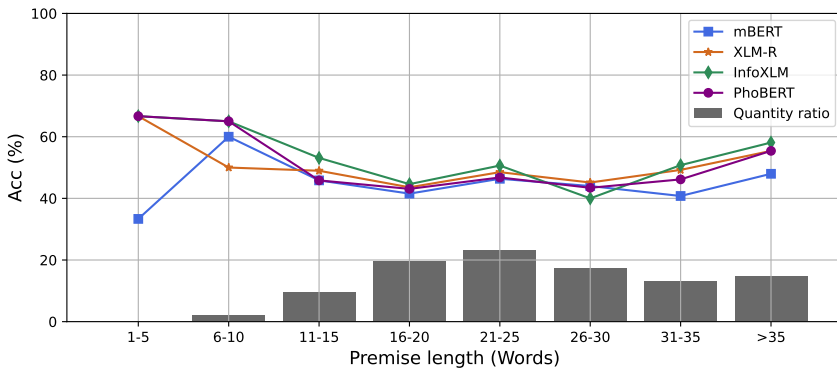
## 6 Results Analysis and Discussion

In this section, we analyze the results of the experiment to give a clearer view of the data and the characteristics of the models. We are interested in how factors such as sentence length, word overlap rate, and new word rate affect the performance of the models. Alongside this, we investigate whether, during the data creation process for ViANLI, annotators have introduced any artifact that makes it easier for models to recognize, as is the case with some

other datasets. We also analyze and evaluate the data samples that the models incorrectly predict to drive better improvements in the future. We analyze the four models with the highest performance on the Dev set in the experiment of Table 10, including pre-trained transformer models: mBERT, XLM-R<sub>Large</sub>, InfoXLM<sub>Base</sub>, PhoBERT<sub>Large</sub>. For convenience, we call XLM-R, InfoXLM, and PhoBERT short names for XLM-R<sub>Large</sub>, InfoXLM<sub>Base</sub>, and PhoBERT<sub>Large</sub>.

## 6.1 Effect of Length Distribution on Model Accuracy

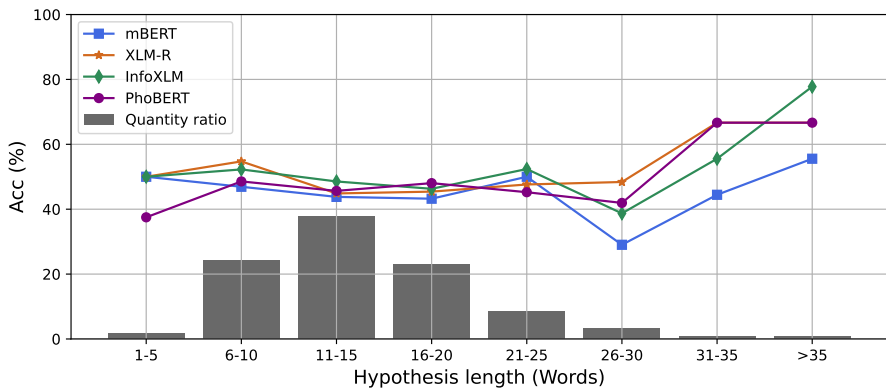
The effect of the premise sentence length on the performance of the models is shown in Figure 6, together with the statistics of the distribution of the data by length on the Dev set of ViANLI. In general, we also found that the impact of premise sentence length on the predictive ability of the models is quite similar. Most models work well when the premise sentence length is less than 16 or greater than 31 words. Details show that except for the mBERT model, other models have good prediction ability when the premise sentence length is shorter than 6 words. Although the accuracy of the InfoXLM and PhoBERT models remained quite high and that of the mBERT model increased significantly, the performance of the XLM-R model decreased significantly. However, the results may be biased when the amount of data in less than 11 words is relatively small. The predictive power of all four models decreases as the sentence length of the premise increases in the range of 16-20 words. After that, the performance of mBERT, XLM-R, and PhoBERT remained stable as the sentence length of the premise increased to 26-30 words, while the performance of InfoXLM fluctuated and reached the lowest of the four models in the range of 26-30 words. When the length increases to >30 words, the performance of the four models also increases significantly.



**Fig. 6:** Premise sentence length affects the accuracy of models.

Figure 7 reflects the effect of the hypothesis sentence length on the accuracy of the models. The accuracy of mBERT, XLM-R, and InfoXLM is equal to

about 50% in hypothesis sentences generated by annotators in the range of 1-5 words. In contrast, these sentences are significantly tricky for the PhoBERT model. However, as the length of hypothesis sentences increases to around 16-20 words, the performances of the mBERT, XLM-R, and InfoXLM models decrease slightly. On the contrary, the ability to identify inference relationships of the PhoBERT model increased slightly and was higher than the other models. When the length of the hypothesis sentence is more than 20 words, the performance of the models starts to change dramatically. The accuracy of the InfoXLM and mBERT models decreased significantly when the hypothesis length was in the range of 26-30 words after their performance increased in the range of 21-25 words. Model XLM-R still shows its stability as performance maintains a slight increase when the length increases from 20 to 30 words. After that, the performance of all four models increased sharply when the hypothesis sentence length was greater than 30 words, of which the InfoXLM model had the most robust increase.

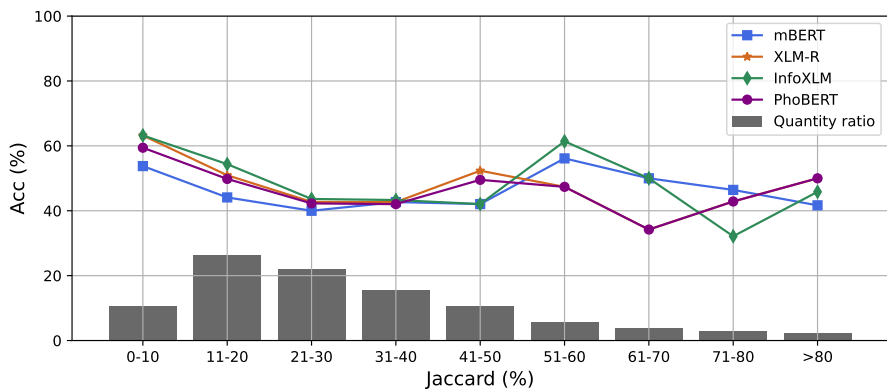


**Fig. 7:** Hypothesis sentence length affects the accuracy of models.

## 6.2 Effect of Word Overlap Rate on Model Accuracy

To evaluate the influence of the degree of word overlap between the premise sentence and the hypothesis sentence on the predictive ability of the models, we analyze the accuracy of the models according to the increasing level of word overlap on the Dev set. Observing the analysis data in Figure 8, we found that the performance of all models decreased significantly when the word overlap rate increased from 0 to 40%, while when this ratio rose above 40%, the performance of the models began to fluctuate strongly. Specifically, the accuracy of the XLM-R and PhoBERT models increased slightly with an overlap rate of approximately 41- 50% before starting to decrease dramatically and reaching the same accuracy of approximately 34%. After that, the performance of these two models is completely similar as they both increase significantly to 50% when the overlap rate is higher than 80%. Meanwhile, the accuracy of

the InfoXLM and mBERT models is different from the previous two models. When the word overlap rate increased from 30-40% to 41-50%, the performance of these two models continued to decrease to 42%. Then, the accuracy of both models increased significantly when the overlap rate increased in the range of 51-60% and decreased sharply when the overlap rate was greater than 60%. Overall, we see the models' performance decrease as the word overlap rate increases. This contrasts with the results of research on ViNLI [16], where the word overlap rate is considered a factor that helps the ability to identify the inferential relationship between the premise and hypothesis sentences. So, with our data construction process, the data are guaranteed to be highly difficult even when annotators intentionally reuse many words from the premise sentence for the hypothesis sentence.



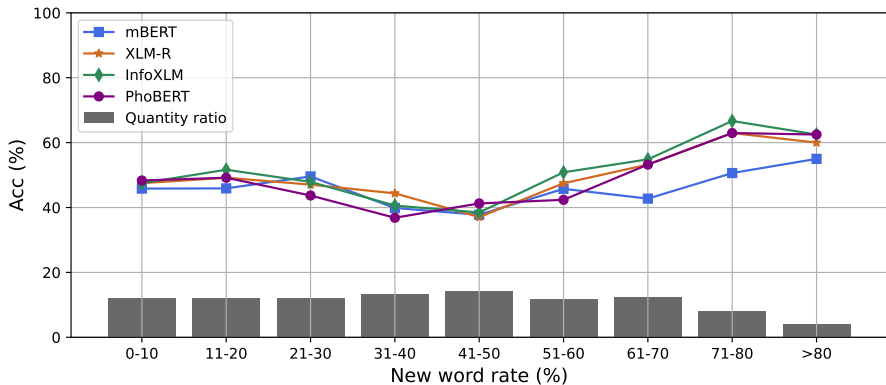
**Fig. 8:** Word overlap rate affects the accuracy of models.

### 6.3 Effect of New Word Rate on Model Accuracy

In contrast to the word overlap rate, the new word rate in the hypothesis sentence but not in the premise sentence is also considered a factor that affects the performance of machine learning models because the more new words in the hypothesis sentence, the more the model predicts wrongly. To evaluate this, we also measure the accuracy of the models in terms of new word rates in the sentence hypothesis on the dev set. This result is shown in Figure 9. Besides, this result is relatively objective as the distribution of the number of pairs according to the ratio of new words in the dev set is quite even. Observing the graph, we notice that as the new word rate increases from 0 to 50%, the accuracy of most models gradually decreases. However, as the proportion of new words in the hypothesis sentence gradually increases from 51% to more than 80%, the ability of the model to predict correctly increases significantly. Once again, we found the opposite of the results on the ViNLI dataset. The analysis results on ViNLI show that as the rate of new words increases, it causes the performance of the model gradually decreases. There is



a clear dependence of accuracy on the new word rate, whereas this dependence is less evident in our data. In addition, when comparing the accuracy on the data according to new word levels, the results on ViANLI are much lower than ViNLI, even when the new word rate is low. This shows that the data generated from our process warrant the high level of difficulty and challenges with modern machine learning models.



**Fig. 9:** New word rate affects the accuracy of models.

## 6.4 Hypothesis-only Results

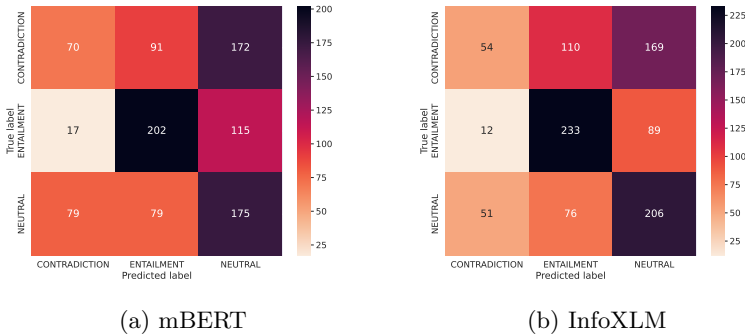
Similar to the research on ViNLI and ANLI, we also evaluate the accuracy of the models when these models are trained and evaluated on data containing only hypothesis sentences. This analysis helps us to evaluate whether the data generated by the annotators leave any artifacts on the hypothesis sentences. These artifacts can be seen as a factor that can contribute to the predictive ability of the models during the training process of these models. The results of evaluating models on data of each round and all ViANLI data are summarized in Table 11. The results show that the performance of the models is quite low on data per round. On ViANLI, the InfoXLM model has the highest accuracy on the dev set with 38%, and the PhoBERT model has the highest performance on the test set with about 38%. This accuracy is much lower when compared to other datasets OCNLI 66% [23], IndoNLI 60% [24], SNLI 69% [71], MultiNLI 62% [72], and ViNLI 58% [16]. So, if based only on the hypothesis sentence, the accuracy can be achieved very high on other data sets. This means that in the process of building data from annotators, they have left signs on the hypothesis sentence whose features can help the model predict accurately. In contrast to our data, the rigorously designed data construction process avoids hypothetical artifacts. This helps ensure the difficulty and challenge of our data.

Label	ViA1		ViA2		ViA3		ViANLI	
	Dev	Test	Dev	Test	Dev	Test	Dev	Test
mBERT	41.51	42.72	35.45	34.54	35.88	33.52	37.60	36.90
XLM-R	41.81	40.61	36.36	32.42	34.71	37.35	37.60	36.80
InfoXLM	39.09	38.18	36.66	32.12	37.94	32.64	37.90	34.30
PhoBERT	40.30	43.03	35.15	33.93	37.05	36.76	37.50	37.90

**Table 11:** Model accuracy (%) that is trained on hypothesis-only data.

## 6.5 Error Analysis

To have a clearer view of the prediction ability on each label of the models, we draw the confusion matrix on the dev set of the model with the worst and best performance among the four models we analyzed. The results are shown in Figure 10. Observing the confusion matrix of mBERT, we found that most premise-hypothesis pairs of contradiction labels deceive the mBERT model when the correct prediction rate on this label is only 70/333 (accuracy of approximately 21%). Most sentence pairs of contradiction labels are incorrectly predicted to the neutral label. The performance of the mBERT model is highest on the entailment label when the correct prediction rate reaches 202/334 (approximately 60%), and a significant amount of data is also overpredicted on the neutral label at about 35%. The accuracy of mBERT is about 52% on the neutral label. The amount of mispredicted data is evenly distributed on the entailment and contradiction labels. When observing the confusion matrix of the InfoXLM model, we also see the similarity with the analysis results on the mBERT model. The accuracy on contradiction labels is even lower than with mBERT, only about 16%. However, on the entailment and neutral labels, the accuracy of the InfoXML model improves significantly compared to mBERT, with almost 70% and 62%, respectively. Overall, the premise-hypothesis pairs of labels contradiction and entailment in ViANLI have the most significant ability to deceive the models' predictions to neutral. The difficulty of these two labels is quite impressive, especially the data of the contradiction label.



**Fig. 10:** Confusion matrix of pre-trained language models on the development set

## 7 Conclusion and Future Works

In this paper, we effectively apply the human-and-model-in-the-loop training approach to collect a new adversarial benchmark for Vietnamese natural language inference - ViANLI. The benchmark contains approximately 10k premise-hypothesis sentence pairs, was carefully constructed to mitigate issues with previous datasets, and was designed to remain attractive to the NLI research community. Thanks to this optimal data collection strategy, ViANLI was created with high complexity and poses many challenges to current state-of-the-art models. The Experimental results show that the highest accuracy model on the ViANLI test set is XLM-R<sub>Large</sub>, with only 48.40%, much lower than the accuracy of this same model on the ViNLI dataset test set, which is 81.36%. In addition, we also demonstrate the effectiveness of combining the ViANLI dataset with other Vietnamese NLI datasets such as ViNLI [16], VLSP 2021 - vnNLI Challenge [18], and VnNewsNLI [17] to enhance the inference relationship recognition capabilities of machine learning models on these datasets.

In addition to the challenges that ViANLI presents to stimulate more research in NLI tasks, maintaining the interest of this research topic in Vietnamese, and its potential to improve efficiency on similar tasks, our dataset also holds significant importance in enriching research resources for the NLI research community in particular and NLP in general. ViANLI is especially crucial considering the scarcity of adversarial benchmark datasets for low-resource languages like Vietnamese. Our dataset can inspire adversarial methods for building datasets for Vietnamese fact-checking, question-answering, and information extraction.

Despite being based on an efficient data collection process and having high-quality data, ViANLI is still limited in terms of quantity compared to other datasets. In future research, we plan to augment the dataset by increasing

the amount of data and expanding it to various text genres. Additionally, we will continue to research the application of ViANLI to make the models even more powerful in handling high-complexity data patterns. To achieve a more comprehensive and reliable evaluation, we will continue to evaluate the performance of various SOTA models on ViANLI, such as MT5 [63], ViT5 [73], mBART [64], and BARTpho [74]. Furthermore, we will also combine ViANLI with other NLI datasets to enhance effectiveness in tasks such as machine reading comprehension and text summarization.

## Acknowledgement

This research was supported by The VNUHCM-University of Information Technology's Scientific Research Support Fund.

## Declarations

**Conflict of interest** The authors declare that they have no conflict of interest.

## Data Availability

The corpora generated during and/or analyzed during the current study are available from the corresponding author on reasonable request.

## Author Contribution

Tin Van Huynh: Conceptualization; Formal analysis; Investigation; Methodology; Validation; Visualization; Writing - review&editing. Kiet Van Nguyen: Conceptualization; Data curation; Formal analysis; Investigation; Validation; Visualization; Writing - original draft. Ngan Luu-Thuy Nguyen: Conceptualization; Formal analysis; Investigation; Methodology; Validation; Supervision; Writing - review&editing.

## References

- [1] Bowman, S., Angeli, G., Potts, C., Manning, C.D.: A large annotated corpus for learning natural language inference. In: Proceedings of the 2015 Conference on Empirical Methods in Natural Language Processing, pp. 632–642 (2015)
- [2] Rajpurkar, P., Zhang, J., Lopyrev, K., Liang, P.: Squad: 100,000+ questions for machine comprehension of text. In: Proceedings of the 2016 Conference on Empirical Methods in Natural Language Processing, pp. 2383–2392 (2016)

- [3] Nguyen, K., Nguyen, V., Nguyen, A., Nguyen, N.: A vietnamese dataset for evaluating machine reading comprehension. In: Proceedings of the 28th International Conference on Computational Linguistics, pp. 2595–2605 (2020)
- [4] Van Nguyen, K., Van Huynh, T., Nguyen, D.-V., Nguyen, A.G.-T., Nguyen, N.L.-T.: New vietnamese corpus for machine reading comprehension of health news articles. *Transactions on Asian and Low-Resource Language Information Processing* **21**(5), 1–28 (2022)
- [5] Poliak, A., Belinkov, Y., Glass, J., Van Durme, B.: On the evaluation of semantic phenomena in neural machine translation using natural language inference. In: Proceedings of the 2018 Conference of the North American Chapter of the Association for Computational Linguistics: Human Language Technologies, Volume 2 (Short Papers), pp. 513–523. Association for Computational Linguistics, New Orleans, Louisiana (2018). <https://doi.org/10.18653/v1/N18-2082>. <https://aclanthology.org/N18-2082>
- [6] Kann, K., Ebrahimi, A., Mager, M., Oncevay, A., Ortega, J.E., Rios, A., Fan, A., Gutierrez-Vasques, X., Chiruzzo, L., Giménez-Lugo, G.A., et al.: Americasnli: Machine translation and natural language inference systems for indigenous languages of the americas. *Frontiers in Artificial Intelligence* **5**, 266 (2022)
- [7] Mishra, A., Patel, D., Vijayakumar, A., Li, X.L., Kapanipathi, P., Talamadupula, K.: Looking beyond sentence-level natural language inference for question answering and text summarization. In: Proceedings of the 2021 Conference of the North American Chapter of the Association for Computational Linguistics: Human Language Technologies, pp. 1322–1336 (2021)
- [8] To, H.Q., Nguyen, K.V., Nguyen, N.L.-T., Nguyen, A.G.-T.: Monolingual versus multilingual bertology for vietnamese extractive multi-document summarization. In: Proceedings of the 35th Pacific Asia Conference on Language, Information and Computation, pp. 692–699. Association for Computational Linguistics, Shanghai, China (2021). <https://aclanthology.org/2021.paclic-1.73>
- [9] Goodfellow, I.J., Shlens, J., Szegedy, C.: Explaining and harnessing adversarial examples. *stat* **1050**, 20 (2015)
- [10] Nie, Y., Williams, A., Dinan, E., Bansal, M., Weston, J., Kiela, D.: Adversarial NLI: A new benchmark for natural language understanding. In: Proceedings of the 58th Annual Meeting of the Association for Computational Linguistics, pp. 4885–4901. Association for Computational Linguistics, Online (2020). <https://doi.org/10.18653/v1/2020.acl-main>

441. <https://aclanthology.org/2020.acl-main.441>
- [11] Jia, R., Liang, P.: Adversarial examples for evaluating reading comprehension systems. In: Proceedings of the 2017 Conference on Empirical Methods in Natural Language Processing, pp. 2021–2031 (2017)
- [12] Agarwal, V., Joglekar, S., Young, A.P., Sastry, N.: Graphnli: A graph-based natural language inference model for polarity prediction in online debates. In: Proceedings of the ACM Web Conference 2022, pp. 2729–2737 (2022)
- [13] Tandon, C., Bongale, P., Arpita, T., Sanjana, R., Palivela, H., Nirmala, C.: Use of natural language inference in optimizing reviews and providing insights to end consumers. In: 2021 7th International Conference on Advanced Computing and Communication Systems (ICACCS), vol. 1, pp. 60–65 (2021). IEEE
- [14] Ding, X., Wang, Y., Xu, Z., Welch, W.J., Wang, Z.J.: Continuous conditional generative adversarial networks: Novel empirical losses and label input mechanisms. *IEEE Transactions on Pattern Analysis and Machine Intelligence* (2022)
- [15] Xu, S., Markert, K.: The Chinese causative-passive homonymy disambiguation: an adversarial dataset for NLI and a probing task. In: Proceedings of the Thirteenth Language Resources and Evaluation Conference, pp. 4316–4323. European Language Resources Association, Marseille, France (2022). <https://aclanthology.org/2022.lrec-1.460>
- [16] Huynh, T.V., Nguyen, K.V., Nguyen, N.L.-T.: ViNLI: A Vietnamese corpus for studies on open-domain natural language inference. In: Proceedings of the 29th International Conference on Computational Linguistics, pp. 3858–3872. International Committee on Computational Linguistics, Gyeongju, Republic of Korea (2022). <https://aclanthology.org/2022.coling-1.339>
- [17] Nguyen, C.T., Nguyen, D.T.: Building a vietnamese dataset for natural language inference models. *SN Computer Science* **3**(5), 395 (2022)
- [18] Quyen, N., Anh, H., Huyen, N., Lien, N.: Vlsp 2021 - vnnli challenge: Vietnamese and english-vietnamese textual entailment. *VNU Journal of Science: Computer Science and Communication Engineering* **38**(2) (2022). <https://doi.org/10.25073/2588-1086/vnucsce.363>
- [19] Thorne, J., Vlachos, A., Cocarascu, O., Christodoulopoulos, C., Mittal, A.: The fever2. 0 shared task. In: Proceedings of the Second Workshop on Fact Extraction and VERification (FEVER), pp. 1–6 (2019)

- [20] Bartolo, M., Roberts, A., Welbl, J., Riedel, S., Stenetorp, P.: Beat the ai: Investigating adversarial human annotation for reading comprehension. *Transactions of the Association for Computational Linguistics* **8**, 662–678 (2020)
- [21] Dagan, I., Glickman, O., Magnini, B.: The pascal recognising textual entailment challenge. In: *Machine Learning Challenges Workshop*, pp. 177–190 (2005). Springer
- [22] Williams, A., Nangia, N., Bowman, S.: A broad-coverage challenge corpus for sentence understanding through inference. In: *Proceedings of the 2018 Conference of the North American Chapter of the Association for Computational Linguistics: Human Language Technologies, Volume 1 (Long Papers)*, pp. 1112–1122. Association for Computational Linguistics, ??? (2018). <http://aclweb.org/anthology/N18-1101>
- [23] Hu, H., Richardson, K., Xu, L., Li, L., Kübler, S., Moss, L.S.: Ocnli: Original chinese natural language inference. In: *Findings of the Association for Computational Linguistics: EMNLP 2020*, pp. 3512–3526 (2020)
- [24] Mahendra, R., Aji, A.F., Louvan, S., Rahman, F., Vania, C.: IndoNLI: A natural language inference dataset for Indonesian. In: *Proceedings of the 2021 Conference on Empirical Methods in Natural Language Processing*, pp. 10511–10527. Association for Computational Linguistics, Online and Punta Cana, Dominican Republic (2021). <https://doi.org/10.18653/v1/2021.emnlp-main.821>. <https://aclanthology.org/2021.emnlp-main.821>
- [25] Shivade, C., *et al.*: Mednli-a natural language inference dataset for the clinical domain. In: *Proceedings of the 2018 Conference on Empirical Methods in Natural Language Processing, Brussels, Belgium*. Association for Computational Linguistics, pp. 1586–1596 (2019)
- [26] Khot, T., Sabharwal, A., Clark, P.: Scitail: A textual entailment dataset from science question answering. In: *Proceedings of the AAAI Conference on Artificial Intelligence*, vol. 32 (2018)
- [27] Amirkhani, H., AzariJafari, M., Faridan-Jahromi, S., Kouhkan, Z., Pourjafari, Z., Amirak, A.: Farstail: A persian natural language inference dataset. *Soft Computing*, 1–13 (2023)
- [28] Conneau, A., Rinott, R., Lample, G., Williams, A., Bowman, S., Schwenk, H., Stoyanov, V.: Xnli: Evaluating cross-lingual sentence representations. In: *Proceedings of the 2018 Conference on Empirical Methods in Natural Language Processing*, pp. 2475–2485 (2018)
- [29] Khanuja, S., Dandapat, S., Sitaram, S., Choudhury, M.: A new dataset

- for natural language inference from code-mixed conversations. In: Proceedings of the The 4th Workshop on Computational Approaches to Code Switching, pp. 9–16 (2020)
- [30] Ham, J., Choe, Y.J., Park, K., Choi, I., Soh, H.: Kornli and korsts: New benchmark datasets for korean natural language understanding. In: Findings of the Association for Computational Linguistics: EMNLP 2020, pp. 422–430 (2020)
- [31] Thorne, J., Vlachos, A., Christodoulopoulos, C., Mittal, A.: Fever: a large-scale dataset for fact extraction and verification. In: Proceedings of the 2018 Conference of the North American Chapter of the Association for Computational Linguistics: Human Language Technologies, Volume 1 (Long Papers), pp. 809–819 (2018)
- [32] Schuster, T., Fisch, A., Barzilay, R.: Get your vitamin c! robust fact verification with contrastive evidence. In: Proceedings of the 2021 Conference of the North American Chapter of the Association for Computational Linguistics: Human Language Technologies, pp. 624–643 (2021)
- [33] Aly, R., Guo, Z., Schlichtkrull, M., Thorne, J., Vlachos, A., Christodoulopoulos, C., Cocarascu, O., Mittal, A.: Feverous: Fact extraction and verification over unstructured and structured information. In: 35th Conference on Neural Information Processing Systems, NeurIPS 2021 (2021). Neural Information Processing Systems foundation
- [34] Bartolo, M., Roberts, A., Welbl, J., Riedel, S., Stenetorp, P.: Beat the AI: Investigating adversarial human annotation for reading comprehension. Transactions of the Association for Computational Linguistics **8**, 662–678 (2020). [https://doi.org/10.1162/tacl\\_a\\_00338](https://doi.org/10.1162/tacl_a_00338)
- [35] Kang, D., Khot, T., Sabharwal, A., Hovy, E.: Adventure: Adversarial training for textual entailment with knowledge-guided examples. In: Proceedings of the 56th Annual Meeting of the Association for Computational Linguistics (Volume 1: Long Papers), pp. 2418–2428 (2018)
- [36] Iyyer, M., Wieting, J., Gimpel, K., Zettlemoyer, L.: Adversarial example generation with syntactically controlled paraphrase networks. In: Proceedings of NAACL-HLT, pp. 1875–1885 (2018)
- [37] Minervini, P., Riedel, S.: Adversarially regularising neural nli models to integrate logical background knowledge. In: Proceedings of the 22nd Conference on Computational Natural Language Learning, pp. 65–74 (2018)
- [38] Dong, X., Luu, A.T., Ji, R., Liu, H.: Towards robustness against natural language word substitutions. In: International Conference on Learning



## Representations (2020)

- [39] Zhu, C., Cheng, Y., Gan, Z., Sun, S., Goldstein, T., Liu, J.: FreeLB: Enhanced adversarial training for natural language understanding. In: International Conference on Learning Representations (2019)
- [40] Zellers, R., Bisk, Y., Schwartz, R., Choi, Y.: Swag: A large-scale adversarial dataset for grounded commonsense inference. In: Proceedings of the 2018 Conference on Empirical Methods in Natural Language Processing, pp. 93–104 (2018)
- [41] Yang, Z., Qi, P., Zhang, S., Bengio, Y., Cohen, W., Salakhutdinov, R., Manning, C.D.: Hotpotqa: A dataset for diverse, explainable multi-hop question answering. In: Proceedings of the 2018 Conference on Empirical Methods in Natural Language Processing (2018). Association for Computational Linguistics
- [42] Dua, D., Wang, Y., Dasigi, P., Stanovsky, G., Singh, S., Gardner, M.: Drop: A reading comprehension benchmark requiring discrete reasoning over paragraphs. In: Proceedings of the 2019 Conference of the North American Chapter of the Association for Computational Linguistics: Human Language Technologies, Volume 1 (Long and Short Papers), pp. 2368–2378 (2019)
- [43] Chen, M., D’Arcy, M., Liu, A., Fernandez, J., Downey, D.: Codah: An adversarially-authored question answering dataset for common sense. In: Proceedings of the 3rd Workshop on Evaluating Vector Space Representations for NLP, pp. 63–69 (2019)
- [44] Dasigi, P., Liu, N.F., Marasović, A., Smith, N.A., Gardner, M.: Quoref: A reading comprehension dataset with questions requiring coreferential reasoning. In: Proceedings of the 2019 Conference on Empirical Methods in Natural Language Processing and the 9th International Joint Conference on Natural Language Processing (EMNLP-IJCNLP), pp. 5925–5932 (2019)
- [45] Wallace, E., Rodriguez, P., Feng, S., Yamada, I., Boyd-Graber, J.: Trick me if you can: Human-in-the-loop generation of adversarial examples for question answering. *Transactions of the Association for Computational Linguistics* **7**, 387–401 (2019). [https://doi.org/10.1162/tacl\\_a\\_00279](https://doi.org/10.1162/tacl_a_00279)
- [46] Finkel, J.R., Manning, C.D., Ng, A.Y.: Solving the problem of cascading errors: Approximate bayesian inference for linguistic annotation pipelines. In: Proceedings of the 2006 Conference on Empirical Methods in Natural Language Processing, pp. 618–626 (2006)
- [47] Landauer, T.K., Dumais, S.T.: A solution to plato’s problem: The latent

- semantic analysis theory of acquisition, induction, and representation of knowledge. *Psychological review* **104**(2), 211 (1997)
- [48] Oh, Y.R., Jeon, H.-B., Song, H.J., Lee, Y.-K., Park, J.-G., Lee, Y.-K.: A deep-learning based native-language classification by using a latent semantic analysis for the NLI shared task 2017. In: *Proceedings of the 12th Workshop on Innovative Use of NLP for Building Educational Applications*, pp. 413–422. Association for Computational Linguistics, Copenhagen, Denmark (2017). <https://doi.org/10.18653/v1/W17-5047>. <https://aclanthology.org/W17-5047>
- [49] Mikolov, T., Sutskever, I., Chen, K., Corrado, G.S., Dean, J.: Distributed representations of words and phrases and their compositionality. *Advances in neural information processing systems* **26** (2013)
- [50] Elman, J.L.: Finding structure in time. *Cognitive science* **14**(2), 179–211 (1990)
- [51] Hochreiter, S., Schmidhuber, J.: Long short-term memory. *Neural computation* **9**(8), 1735–1780 (1997)
- [52] Chen, Q., Zhu, X., Ling, Z.-H., Wei, S., Jiang, H., Inkpen, D.: Enhanced lstm for natural language inference. In: *Proceedings of the 55th Annual Meeting of the Association for Computational Linguistics (Volume 1: Long Papers)*, pp. 1657–1668 (2017)
- [53] Devlin, J., Chang, M.-W., Lee, K., Toutanova, K.: BERT: Pre-training of deep bidirectional transformers for language understanding. In: *Proceedings of the 2019 Conference of the North American Chapter of the Association for Computational Linguistics: Human Language Technologies, Volume 1 (Long and Short Papers)*, pp. 4171–4186. Association for Computational Linguistics, Minneapolis, Minnesota (2019). <https://doi.org/10.18653/v1/N19-1423>. <https://aclanthology.org/N19-1423>
- [54] Radford, A., Narasimhan, K., Salimans, T., Sutskever, I., et al.: Improving language understanding by generative pre-training (2018)
- [55] Liu, Y., Ott, M., Goyal, N., Du, J., Joshi, M., Chen, D., Levy, O., Lewis, M., Zettlemoyer, L., Stoyanov, V.: Roberta: A robustly optimized bert pretraining approach. *arXiv preprint arXiv:1907.11692* (2019)
- [56] Conneau, A., Khandelwal, K., Goyal, N., Chaudhary, V., Wenzek, G., Guzmán, F., Grave, E., Ott, M., Zettlemoyer, L., Stoyanov, V.: Unsupervised cross-lingual representation learning at scale. In: *Proceedings of the 58th Annual Meeting of the Association for Computational Linguistics*, pp. 8440–8451. Association for Computational Linguistics, Online (2020). <https://doi.org/10.18653/v1/2020.acl-main.747>.

<https://aclanthology.org/2020.acl-main.747>

- [57] Yang, Z., Dai, Z., Yang, Y., Carbonell, J., Salakhutdinov, R.R., Le, Q.V.: Xlnet: Generalized autoregressive pretraining for language understanding. *Advances in neural information processing systems* **32** (2019)
- [58] Lan, Z., Chen, M., Goodman, S., Gimpel, K., Sharma, P., Soricut, R.: Albert: A lite bert for self-supervised learning of language representations. In: *International Conference on Learning Representations* (2019)
- [59] Sanh, V., Debut, L., Chaumond, J., Wolf, T.: Distilbert, a distilled version of bert: smaller, faster, cheaper and lighter. *arXiv preprint arXiv:1910.01108* (2019)
- [60] Clark, K., Luong, M.-T., Le, Q.V., Manning, C.D.: Electra: Pre-training text encoders as discriminators rather than generators. *ELECTRA* **85**, 90 (2016)
- [61] Raffel, C., Shazeer, N., Roberts, A., Lee, K., Narang, S., Matena, M., Zhou, Y., Li, W., Liu, P.J.: Exploring the limits of transfer learning with a unified text-to-text transformer. *The Journal of Machine Learning Research* **21**(1), 5485–5551 (2020)
- [62] Nguyen, D.Q., Nguyen, A.T.: Phobert: Pre-trained language models for vietnamese. In: *Findings of the Association for Computational Linguistics: EMNLP 2020*, pp. 1037–1042 (2020)
- [63] Xue, L., Constant, N., Roberts, A., Kale, M., Al-Rfou, R., Siddhant, A., Barua, A., Raffel, C.: mT5: A massively multilingual pre-trained text-to-text transformer. In: *Proceedings of the 2021 Conference of the North American Chapter of the Association for Computational Linguistics: Human Language Technologies*, pp. 483–498. Association for Computational Linguistics, Online (2021). <https://doi.org/10.18653/v1/2021.naacl-main.41>. <https://aclanthology.org/2021.naacl-main.41>
- [64] Liu, Y., Gu, J., Goyal, N., Li, X., Edunov, S., Ghazvininejad, M., Lewis, M., Zettlemoyer, L.: Multilingual denoising pre-training for neural machine translation. *Transactions of the Association for Computational Linguistics* **8**, 726–742 (2020). [https://doi.org/10.1162/tacl\\_a\\_00343](https://doi.org/10.1162/tacl_a_00343)
- [65] Conneau, A., Khandelwal, K., Goyal, N., Chaudhary, V., Wenzek, G., Guzmán, F., Grave, É., Ott, M., Zettlemoyer, L., Stoyanov, V.: Unsupervised cross-lingual representation learning at scale. In: *Proceedings of the 58th Annual Meeting of the Association for Computational Linguistics*, pp. 8440–8451 (2020)
- [66] Chi, Z., Dong, L., Wei, F., Yang, N., Singhal, S., Wang, W., Song, X.,

- Mao, X.-L., Huang, H.-Y., Zhou, M.: Infoxlm: An information-theoretic framework for cross-lingual language model pre-training. In: Proceedings of the 2021 Conference of the North American Chapter of the Association for Computational Linguistics: Human Language Technologies, pp. 3576–3588 (2021)
- [67] Vu, T., Nguyen, D.Q., Dras, M., Johnson, M., *et al.*: Vncorenlp: A vietnamese natural language processing toolkit. In: Proceedings of the 2018 Conference of the North American Chapter of the Association for Computational Linguistics: Demonstrations, pp. 56–60 (2018)
- [68] Nguyen, D.Q., *et al.*: Phonlp: A joint multi-task learning model for vietnamese part-of-speech tagging, named entity recognition and dependency parsing. In: Proceedings of the 2021 Conference of the North American Chapter of the Association for Computational Linguistics: Human Language Technologies: Demonstrations, pp. 1–7 (2021)
- [69] Devlin, J., Chang, M.-W., Lee, K., Toutanova, K.: Bert: Pre-training of deep bidirectional transformers for language understanding. In: Proceedings of the 2019 Conference of the North American Chapter of the Association for Computational Linguistics: Human Language Technologies, Volume 1 (Long and Short Papers), pp. 4171–4186 (2019)
- [70] Nguyen, A.T., Dao, M.H., Nguyen, D.Q.: A pilot study of text-to-sql semantic parsing for vietnamese. In: Findings of the Association for Computational Linguistics: EMNLP 2020, pp. 4079–4085 (2020)
- [71] Poliak, A., Naradowsky, J., Haldar, A., Rudinger, R., Van Durme, B.: Hypothesis only baselines in natural language inference. In: Proceedings of the Seventh Joint Conference on Lexical and Computational Semantics, pp. 180–191 (2018)
- [72] Bowman, S., Palomaki, J., Soares, L.B., Pitler, E.: New protocols and negative results for textual entailment data collection. In: Proceedings of the 2020 Conference on Empirical Methods in Natural Language Processing (EMNLP), pp. 8203–8214 (2020)
- [73] Phan, L., Tran, H., Nguyen, H., Trinh, T.H.: ViT5: Pretrained text-to-text transformer for Vietnamese language generation. In: Proceedings of the 2022 Conference of the North American Chapter of the Association for Computational Linguistics: Human Language Technologies: Student Research Workshop, pp. 136–142. Association for Computational Linguistics, Hybrid: Seattle, Washington + Online (2022). <https://doi.org/10.18653/v1/2022.naacl-srw.18>. <https://aclanthology.org/2022.naacl-srw.18>
- [74] Tran, N.L., Le, D.M., Nguyen, D.Q.: BARTpho: Pre-trained Sequence-to-Sequence Models for Vietnamese. In: Proceedings of the 23rd Annual

Conference of the International Speech Communication Association  
(2022)