

---

# Data curation via joint example selection further accelerates multimodal learning

---

Talfan Evans\*   Nikhil Parthasarathy\*   Hamza Merzic   Olivier J. Hénaff\*

Google DeepMind, London, UK

## Abstract

Data curation is an essential component of large-scale pretraining. In this work, we demonstrate that jointly selecting *batches* of data is more effective for learning than selecting examples independently. Multimodal contrastive objectives expose the dependencies between data and thus naturally yield criteria for measuring the *joint learnability* of a batch. We derive a simple and tractable algorithm for selecting such batches, which significantly accelerate training beyond individually-prioritized data points. As performance improves by selecting from larger super-batches, we also leverage recent advances in model approximation to reduce the associated computational overhead. As a result, our approach—multimodal contrastive learning with joint example selection (JEST)—surpasses state-of-the-art models with up to  $13\times$  fewer iterations and  $10\times$  less computation. Essential to the performance of JEST is the ability to steer the data selection process towards the distribution of smaller, well-curated datasets via pretrained reference models, exposing the level of data curation as a new dimension for neural scaling laws.

## 1 Introduction

Data quality is an essential driver of performance for large-scale pretraining. Whether in language [19], vision [15], or multimodal modeling [1, 22, 32], training on well-curated datasets has consistently demonstrated that strong performance can be achieved with significantly less data. However, current data pipelines rely heavily on manual curation, which is difficult and expensive to scale. In contrast, model-based data curation [31, 33], which uses features of the model being trained to select high quality data, holds promise for improving the slow, power-law scaling of large-scale pretraining across modalities, both in theory [47] and in practice [15].

Existing methods apply curation at the level of individual data points [12, 42]. Yet the quality of a batch is also a function of its composition, in addition to the summed quality of its data points considered independently. In computer vision, hard negatives (i.e. clusters of points which lie close to one another but contain different labels) have been found to provide a more effective learning signal than trivially solvable ones [5, 21, 34, 41, 45, 50, 53]. In this work we seek to generalize this notion by asking whether model-based data-selection criteria applied to batches of data can accelerate learning beyond what is possible by selecting examples independently.

In multimodal learning, contrastive objectives directly expose the interactions between examples in a batch. We therefore derive a simple and tractable algorithm for joint example selection—JEST—which efficiently selects relevant ‘sub-batches’ of data from much larger ‘super-batches’ given their model-based scores. When scoring batches with a pretrained reference model (i.e. *easy-reference*), JEST accelerates learning relative to uniform batch selection, significantly improving on independent example selection using the same reference (as in CLIPScore [22]). When scoring batches according to their *learnability*, which also takes into account the online model loss [33], JEST improves further, matching the performance of state-of-the-art models [54] with up to  $13\times$  fewer training iterations.

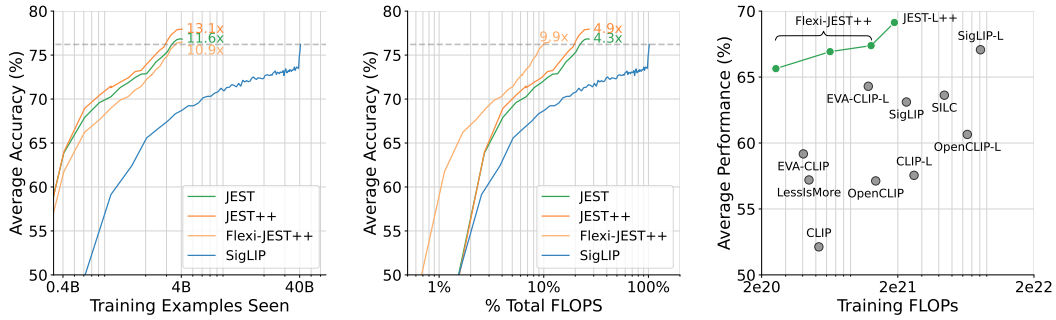


Figure 1: **Joint Example Selection accelerates multimodal pretraining.** Our JEST/JEST++ methods bootstrap from small, strongly curated datasets (Webli-curated/Webli-curated++) to actively curate web-scale datasets. Flexi-JEST++ uses variable patch sizing to reduce the cost of curation. **Left:** Training with JEST matches the performance of the uniform 40B SigLIP baseline with up to 13 $\times$  fewer iterations. **Middle:** Even when accounting for the cost of scoring, our best variant is almost 10 $\times$  more FLOP efficient. **Right:** Comparison of JEST++/FlexiJEST++ (green) to prior methods (grey). Average accuracy is computed across 8 downstream tasks (left, middle; see Table 5), or ImageNet and COCO (right).

Discovering highly learnable batches requires sifting through much larger super-batches of raw data. We make learnability scoring of large batches tractable by leveraging recent advances in online model approximation, which reduce computation while still providing useful predictions [4, 29, 55]. By training a single model at multiple resolutions in parallel, we efficiently apply the model for scoring large super-batches, find their most learnable sub-batch, and spend more valuable computation for learning on them. Thanks to savings in both learning and example scoring, we reduce the overhead of scoring from 133% to 10% additional FLOPs while maintaining significant gains in training efficiency. This approximate scoring framework—Flexi-JEST—produces state-of-the-art models with 11 $\times$  fewer iterations *and* 10 $\times$  fewer FLOPs.

Finally, we find that central to the performance of our framework is the ability to steer the curation process towards the distribution of smaller, well-curated datasets. This occurs naturally with the model-based selection criteria we consider through the concept of a pretrained reference model, which prioritizes examples that most resemble the data it was trained on. Crucially, we find this process to enable strong *data quality bootstrapping*: a reference model trained on a small curated dataset can effectively guide the curation of a much larger dataset, allowing the training of a model which strongly surpasses the quality of the reference model on many downstream tasks.

## 2 Related Work

**Offline curation: example-level data pruning.** Methods for collecting and filtering large-scale noisy image-text data initially focused on the quality of the textual captions [6, 9, 24], and proximity to high-quality reference datasets [16, 17, 52]. Instead, model-based filtering approaches use pretrained models (such as CLIP [38] and BLIP [27]) as evaluation metrics for curating data via image-text alignment [16, 22, 32]. Critically, all of these methods are applied independently across examples, which fails to account for the relevance of dependencies across examples in a batch.

**Offline curation: cluster-level data pruning.** Other methods such as semantic redundancy reduction [1, 2, 47] or core-set selection [7, 20] have proposed to curate based on the marginal importance of data points given other data points in their vicinity. However these methods are based on a heuristic that is decoupled from the training objective. In contrast, our method enables joint-example selection that is specifically tailored to accelerating the contrastive pretraining objective function.

**Online data curation with model-based scoring.** Pre-filtering using the curation procedures described above can lead to large increases in data quality. However, fixed curation strategies do not take into account that the relevance of a training example can change over the course of learning, limiting their utility at scale [18]. These concerns are addressed by online data curation methods [15, 30, 31, 33], which identify high-quality examples *not yet learned by the model*. Our work

generalizes these by applying model-based criteria to batch-level (rather than example-level) losses, and selecting data accordingly.

**Hard negative mining.** A long literature has described the efficiency gains afforded by choosing the right set of negative examples in classical metric-learning [5, 21, 34, 45, 50, 53] as well as modern contrastive learning [41, 49]. We generalize hard negative mining in two ways: 1) we jointly mine for both positive and negative pairs by selecting entire batches and 2) we explore prioritizing *learnable* negatives, which are hard for the learner but easy for a pretrained model.

**Model approximation.** Several works have demonstrated that smaller models can be used as proxies for much larger models for data selection [12, 15, 51]. However, several techniques have recently been developed that allow inference-time trade-offs between computation and performance, allowing smaller models to be “embedded” without the need for separate training. For Vision Transformers [14], dropping patches [29] or layers [55], or reducing token resolution [4] produce characteristic trade-offs [28]. Our work is the first to use these techniques in the context of online data selection.

### 3 Methods

#### 3.1 Model-based batch-selection criteria

We refer to the model which we are interested in training as the *learner*. Assuming we have a “super-batch”  $\mathcal{D}$  (of size  $B$ ) examples to learn from, we wish to extract a sub-batch  $\mathcal{B} = \{\mathbf{x}_i, i \in [1, \dots, b]\} \subset \mathcal{D}$  that is maximally relevant for learning. Prioritized sampling [31, 43] performs this by scoring individual examples, then sampling in proportion to these scores. In this work we instead score entire sub-batches, and sample according to these batch-level scores. We consider model-based scoring functions, which use the losses from the learner model and/or pretrained *reference* models.

**Hard learner.** An intuitive heuristic would be to prioritize batches  $\mathcal{B}$  that have a high loss under the learner with parameters  $\theta$ :  $s^{\text{hard}}(\mathcal{B}|\theta) = \ell(\mathcal{B}|\theta)$ , which has the desirable property of discarding trivial data. This heuristic has been proven to work for small, clean datasets [36, 47] but tends to do more harm than good for larger, less curated datasets [15] since it will also up-sample noisy examples.

**Easy reference.** In contrast, one could also choose to up-sample data that is “easy” (has low loss) for a pretrained *reference* model with parameters  $\theta^*$ :  $s^{\text{easy}}(\mathcal{B}|\theta^*) = -\ell(\mathcal{B}|\theta^*)$ . This *easy reference* heuristic has been used successfully in multimodal learning to identify high-quality examples [22, 44], but does not reflect the current state of the learner and can therefore be overly dependent on the choice of reference model [15] and not scale to large compute budgets [18].

**Learnability.** Finally, Mindermann et al. [33] propose to combine these scores, prioritizing with the difference of losses:  $s^{\text{learn}}(\mathcal{B}|\theta, \theta^*) = s^{\text{hard}}(\mathcal{B}|\theta) + s^{\text{easy}}(\mathcal{B}|\theta^*) = \ell(\mathcal{B}|\theta) - \ell(\mathcal{B}|\theta^*)$ . This heuristic, which we refer to as *learnability* scoring throughout, has the advantage of up-sampling data that is both unlearned and learnable, and has been shown to accelerate large-scale learning even when prioritizing individual examples in isolation [15]. In this work, we therefore mainly consider *learnability* scoring but for completeness also provide ablations with *easy reference* scoring.

The ratio of the “sub-batch” and “super-batch” sizes defines the *filtering ratio*  $f = 1 - b/B$ , i.e. the proportion of data discarded at each iteration. For a given learner batch size  $b$ , higher filtering ratios increase the cost of scoring as they require more inference passes on the super-batch.

#### 3.2 Joint example selection (JEST) for multimodal learning

**Multimodal learning losses.** Given the availability of internet-scale datasets of paired images and text, multimodal learning has become the default means of training visual representations. Contrastive learning aims to maximize the alignment of these two modalities for paired examples, while minimizing the alignment of unpaired examples. Both sigmoid- [54] and softmax-contrastive [38] losses achieve this with a batch-level loss  $\ell(\mathcal{B}|\theta) = \frac{1}{b} \sum_{i=1}^b \ell(\mathbf{x}_i|\theta, \mathcal{B})$ , where the conditional loss  $\ell(\mathbf{x}_i|\theta, \mathcal{B})$  can use a sigmoid or softmax contrast function (see Appendix Equations 1 and 2). Since Zhai et al. [54] demonstrate the sigmoid-contrastive loss to be a more scalable alternative to the softmax-contrastive one, we adopt it by default. Nevertheless, we show in Appendix A.6 that our results also hold when using the softmax-contrastive loss.

---

**Algorithm 1** Joint example selection: sigmoid loss

---

```
def jointly_sample_batch(learner_loss, ref_loss, n_chunks=16, filter_ratio=0.8, method="learnability"):
    scores = learner_loss - ref_loss if method == "learnability" else - ref_loss
    n_images = scores.shape[0] # scores.shape = [B, B]
    n_draws = int(n_images * (1 - filter_ratio) / n_chunks) # Size of each chunk.
    logits_ii = np.diag(scores) # Self-similarity scores.
    inds = random.choice(logits_ii, n_draws) # Sample first chunk.

    for _ in range(n_chunks - 1):
        is_sampled = np.eye(n_images)[inds].sum(axis=0) # Binary indicator of current samples [n_images,].
        logits_ij = (scores * is_sampled.reshape(n_images, 1)).sum(axis=0) # Negative terms ij [n_images,].
        logits_ji = (scores * is_sampled.reshape(1, n_images)).sum(axis=1) # Negative terms ji [n_images,].
        logits = logits_ii + logits_ij + logits_ji # Conditional learnability given past samples.
        logits = logits - is_sampled * 1e8 # Avoid sampling with replacement.
        new_inds = random.choice(n_images, n_draws, p=np.exp(logits))
        inds = np.concatenate((inds, new_inds)) # Expand the array of indices sampled.
    return inds # Gather and return subset indices.
```

---

**Joint example selection.** Because the contrastive loss of a batch decomposes into a sum of conditional losses, the *joint learnability* of the batch  $s(\mathcal{B}|\theta, \theta^*) \triangleq \ell(\mathcal{B}|\theta) - \ell(\mathcal{B}|\theta^*) = \frac{1}{b} \sum_{i=1}^b \ell(\mathbf{x}_i|\theta, \mathcal{B}) - \ell(\mathbf{x}_i|\theta^*, \mathcal{B}) = \frac{1}{b} \sum_{i=1}^b s(\mathbf{x}_i|\theta, \theta^*, \mathcal{B})$  also decomposes into a sum of *conditional learnabilities*  $s(\mathbf{x}_i|\theta, \theta^*, \mathcal{B})$  of each example given other examples in the batch. We wish to sample batches in proportion to their joint learnability, i.e.  $p(\{X_k\} = \mathcal{B}) \propto \exp(s(\mathcal{B}|\theta, \theta^*))$ , which is enabled by a sequential approach inspired by blocked Gibbs sampling (see Algorithm 1). Given a subset of examples  $\mathcal{B}_n$  already included in the batch at iteration  $n$ , we compute the conditional learnability of remaining candidate examples  $\mathbf{x}_i$  with  $s(\mathbf{x}_i|\theta, \theta^*, \mathcal{B}_n)$ , and sample a new chunk of examples  $\{X_k\}$  independently and without replacement according to these probabilities:  $p(X_k = \mathbf{x}_i) \propto \exp(s(\mathbf{x}_i|\theta, \theta^*, \mathcal{B}_n))$ .

We update the batch by appending this chunk to the previous subset:  $\mathcal{B}_{n+1} = \mathcal{B}_n \cup \{X_k\}$ , and iterate until  $n = N$ , the number of chunks. The first chunk  $\mathcal{B}_1$  is sampled using unconditional learnability (i.e. self-similarity only)  $s(\mathbf{x}_i|\theta, \theta^*, \emptyset) = \ell(\mathbf{x}_i|\theta, \emptyset) - \ell(\mathbf{x}_i|\theta^*, \emptyset)$  where the unconditional losses are computed as  $\ell(\mathbf{x}_i|\theta, \emptyset) = -\alpha \mathbf{z}_i^{\text{im}} \cdot \mathbf{z}_i^{\text{txt}}$  for the softmax-contrastive loss and  $\ell(\mathbf{x}_i|\theta, \emptyset) = \log[1 + \exp(-\alpha \mathbf{z}_i^{\text{im}} \cdot \mathbf{z}_i^{\text{txt}} + \beta)]$  for the sigmoid-contrastive loss. We find that a relatively small number of chunks ( $N = 16$ , sampling  $b/N = 2,048$  examples independently at each iteration) is sufficient to recover batches with very high learnability (see Section 4.1, Algorithm 1).

### 3.3 Efficient scoring and multi-resolution training

**Efficient scoring with online model approximation.** Scoring large super-batches increases the cost per iteration, lowering the efficiency gains in terms of total FLOPs. While Evans et al. [15] required additional small, proxy models to efficiently score data on behalf of larger learners, we remove this requirement by using online model approximation. We only approximate the image encoding since this accounts for the bulk of the cost of each inference pass [29]. For this we adopt the FlexiViT architecture [4], which lowers the image resolution while minimally degrading performance (see Figure 9 for a comparison to patch dropping [29]). In our experiments, we evaluate the super-batch with  $32 \times 32$ -pixel patches, which gives a 72% reduction in FLOPs and 67% reduction in wall-clock time vs. full-resolution scoring at patch size  $16 \times 16$  [29] (see Section A.4).

**Multi-resolution training.** While we want to score examples at low resolution (i.e. with large patches), at test-time we wish to evaluate the model at full resolution (i.e. with small patches). To enable both resolutions of computation, we simply train at both resolutions. Specifically, given a sub-batch  $\mathcal{B}$  for learning, we randomly split it into two halves,  $\mathcal{B}^{\text{lo}}$  and  $\mathcal{B}^{\text{hi}}$ , and encode each half with a different resolution:  $\mathcal{Z}^{\text{lo}} = \{f^{\text{im}}(\mathbf{x}; \theta, p = 32), \mathbf{x} \in \mathcal{B}^{\text{lo}}\}$ ,  $\mathcal{Z}^{\text{hi}} = \{f^{\text{im}}(\mathbf{x}; \theta, p = 16), \mathbf{x} \in \mathcal{B}^{\text{hi}}\}$ . These image embeddings are then concatenated together as  $\mathcal{Z} = \mathcal{Z}^{\text{lo}} \cup \mathcal{Z}^{\text{hi}}$  and the rest of training proceeds as usual. In addition to allowing for efficient scoring, multi-resolution training itself yields a gain in efficiency: since  $\mathcal{B}^{\text{lo}}$  is processed with  $4 \times$  fewer tokens, it also benefits from close to a  $4 \times$  speed-up. If  $\mathcal{B}^{\text{lo}}$  and  $\mathcal{B}^{\text{hi}}$  each account for half of the batch, the cost of multi-resolution training on  $\mathcal{B}$  is 64% of the FLOPs and 67% of the time of full-resolution training. Pseudocode for the full-resolution JEST and multi-resolution Flexi-JEST implementation is detailed in Algorithm 2.

**Training datasets.** We train the learner model in all JEST experiments on the WebLI dataset [10], specifically a billion-scale subset of English image-text pairs loosely filtered with image-text alignment [54], using the big\_vision codebase [3]. To train reference models, we use smaller

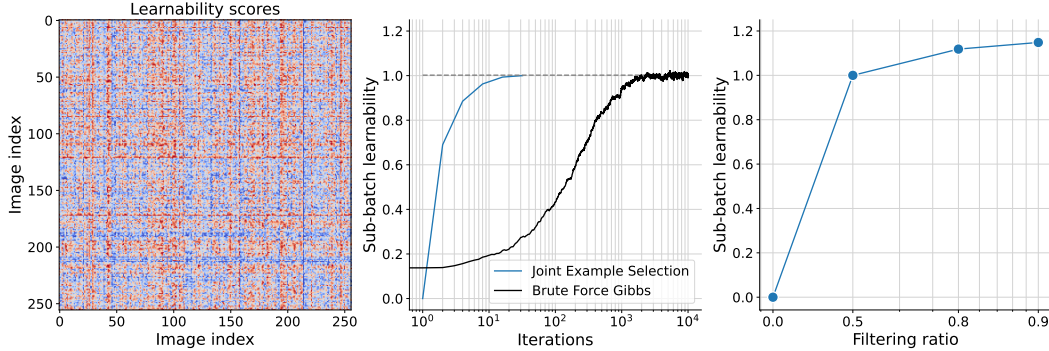


Figure 2: **Joint example selection yields more learnable batches.** **Left:** the learnability of a batch is highly structured and non-diagonal. **Middle:** Joint example selection quickly discovers sub-batches with high learnability, on-par with brute-force Gibbs sampling. **Right:** the learnability of sampled batches improves with higher filtering ratios (i.e. selecting from larger super-batches).

high-quality datasets. JEST/Flexi-JEST reference models are trained on a strongly filtered 100M scale subset of WebLI filtered for high text and image quality and image-text alignment, which we refer to as “WebLI-curated”. We additionally explore *scaling data curation* (JEST++/FlexiJEST++) using reference models trained on “WebLI-curated++” which adds approximately 600M additional web-scraped image-text pairs filtered with the same strong curation pipeline. Unless specified otherwise, the average performance we report uses 4 canonical benchmarks for multimodal transfer: ImageNet 0-Shot and 10-Shot classification and COCO image-to-text and text-to-image top-1 retrieval.

## 4 Experiments

### 4.1 Joint example selection yields learnable batches

We start by evaluating the efficacy of joint example selection (JEST) for selecting learnable batches. To gain an intuition for our method, we start by visualizing the learnability matrix (i.e. the difference in loss between learner and reference models, for all pairs of examples in the batch). JEST is designed to sample sub-matrices of examples in proportion to their summed learnability. Since the matrix is strongly non-diagonal (Figure 2, left), independent selection will clearly be sub-optimal.

With a small number of iterations (corresponding to populating the batch with  $N = 16$  chunks), we find the learnability of the sub-batch to quickly increase, matching the learnability of batches extracted by brute-force Gibbs sampling requiring thousands of iterations (Figure 2, middle).

For filtering ratios of 0.5, 0.8, and 0.9, we select sub-batches of 32,768 examples from super-batches of size 65,536, 163,840 and 327,680 respectively. In Figure 2, right, we find that the learnability of the sub-batch increases with larger filtering ratios. In summary, our joint example selection (JEST) algorithm is an effective and efficient means of selecting highly learnable batches during training.

### 4.2 Joint example selection accelerates multimodal learning

We now investigate the effect of training on more learnable batches, as selected by our JEST algorithm. All runs use a reference model trained on WebLI-curated, a ViT-B/16 and Bert-B image-text dual encoder, 3 billion training examples, and the sigmoid-contrastive loss. Figure 3 (left) shows the average performance on multiple downstream tasks (ImageNet 0-Shot/10-Shot accuracy and COCO image-to-text/text-to-image retrieval) over the course of training. We find that JEST significantly accelerates learning, reaching the final performance of the 3B-uniform baseline after only 2B, 1B, and 0.67B training examples, when using filtering ratios of 50%, 80%, and 90% respectively. At larger filtering ratios we observe similar training instabilities to those observed for larger batch sizes [54], necessitating a modification to stabilize the Adam optimizer ( $\beta_2 = 0.95$ ) and suggesting that data curation with JEST can be thought of as increasing the effective batch size (Appendix A.2, A.3).

In terms of final performance, JEST also delivers significant gains of up to 6% when filtering 90% of data (Figure 3, middle, blue curve). Notably, this scaling behavior is absent from previous selection methods based on independent prioritization of individual examples (Figure 3, middle, orange curve).

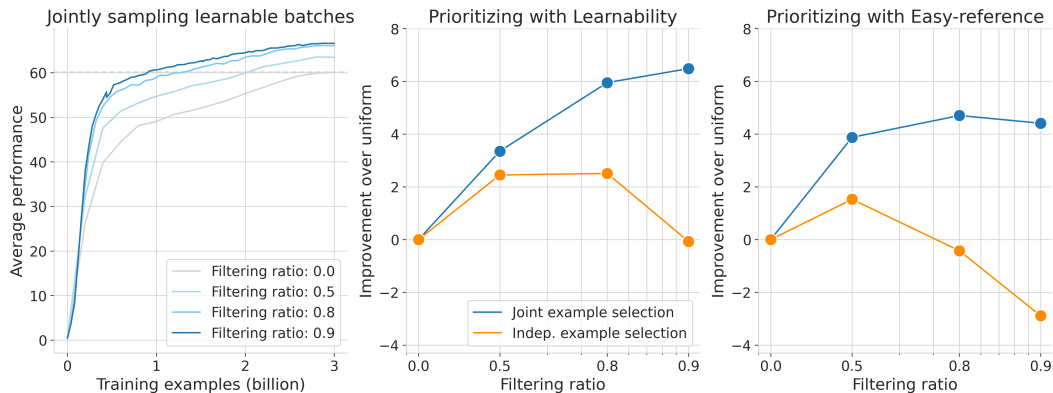


Figure 3: **Joint example selection accelerates multimodal learning.** **Left:** training on the most learnable sub-batch selected from super-batches that are  $2\times$ ,  $5\times$ , or  $10\times$  larger significantly accelerates multimodal learning. **Middle:** Jointly prioritizing *learnable batches* yields significantly better results than simply prioritizing individual examples. **Right:** joint examples selection also improves *easy reference* prioritization, although *learnability* scales better with more aggressive filtering.

Finally, we assess whether JEST also improves prioritization criteria other than learnability. Figure 3, right, shows the performance of models with *easy-reference* prioritization, for varying filtering ratios. Consistent with learnability-based prioritization, JEST strongly outperforms independent example selection, particularly for high filtering ratios (where independent example selection leads to a regression in performance). Prioritising data with the highest loss produced smaller gains and degrades more quickly as we filter more data (Figure 10). Since learnability-based JEST yielded the best scaling behavior we retain this criterion for subsequent experiments.

### 4.3 Synergies between multi-resolution training and online batch selection

Joint example selection with *learnability* scores becomes more efficient as larger fractions of each batch are filtered. However, the cost of scoring results in a significant overhead: filtering 80% of the super-batch results in  $4\times$  more FLOPs per iteration than IID training, or  $2.3\times$  when caching the reference-model scores (Appendix A.4). Although JEST is significantly more efficient in terms of training iterations (hereinafter ‘training efficiency’), the additional scoring FLOPs reduce its compute efficiency relative to the IID baseline (Figure 1, left vs. right). We therefore also investigated a compute efficient variant, Flexi-JEST, which uses multi-resolution training and low-resolution scoring to reduce the total overhead to only 10% vs. the baseline (Figure 4, left; see Section A.4).

What is the effect of these approximations on performance? As might be expected, the per-iteration performance of Flexi-JEST decreases relative to the JEST, although still produces significant speed-ups over IID (Figure 1, left; Figure 4, middle). However, the decrease in per-iteration performance is more than favorable when accounting for the decrease in total FLOPs: our best Flexi-JEST model produces the same average performance as a 40B Siglip run with  $9.9\times$  fewer FLOPs, and  $2\times$  fewer than full-resolution JEST (Figure 1, right; Figure 4, middle).

What is the relative contribution of efficient scoring and multi-resolution training in Flexi-JEST? We conducted an ablation where we varied the fraction of the selected batch trained at full and low resolution (i.e. the relative sizes of  $\mathcal{B}^{hi}$  and  $\mathcal{B}^{lo}$ ; see Methods). We ensure the learner spends the same FLOPs by increasing the number of training iterations as we send more data to the approximate model, since the FLOPs per iteration decrease in this case (see Section A.7 for details). Figure 4 (right) shows that the IID baseline performance increases with larger fractions of data sent to the approximate model, consistent with a growing literature on the FLOP-efficiency of approximate training [4, 29, 13, 40]. Nevertheless, Flexi-JEST significantly outperforms the multi-resolution baseline as long as the low-res model trains on enough data to align with the learner (e.g.  $\geq 25\%$  data). These experiments demonstrate a synergy between multi-resolution training and joint example selection, as the former yields efficient and accurate scoring capabilities for accelerating the latter.

Our results also point to a pareto front of data curation strategies. If maximizing training speed or training efficiency is desirable at the expense of computation, the full-resolution JEST method produces up to a  $13\times$  speed up relative to a comparable IID training run. If FLOPs should be



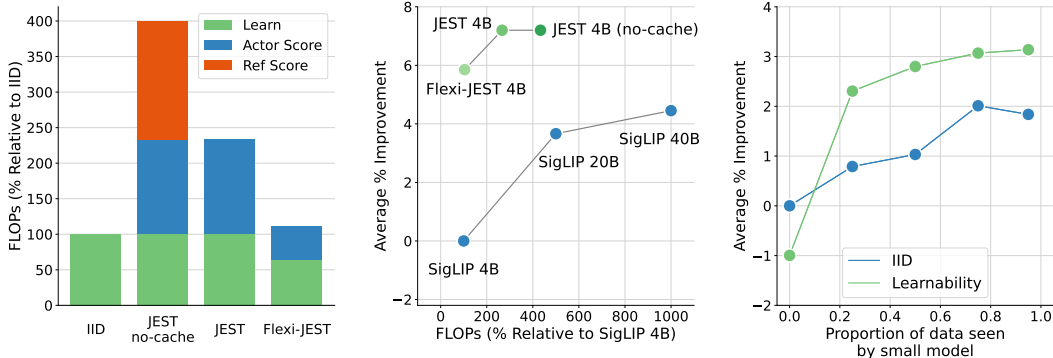


Figure 4: **Efficient scoring and multi-resolution training**. **Left:** In scoring large super-batches with the learner and reference models, JEST incurs a large computational cost per iteration. By caching the fixed reference model scores in the dataset, this overhead can be cut in half. Efficient scoring and multi-resolution training further reduce this to be comparable to standard IID training. **Middle:** Flexi-JEST improves the total FLOP-efficiency of JEST over standard IID training. **Right:** Multi-resolution training improves FlexiJEST more than standard IID training. Without multi-resolution training (left-most point) Flexi-JEST underperforms the IID baseline (due to an untrained approximate model), but quickly improves with even a small amount of co-training (25%).

minimized at the expense of training efficiency, Flexi-JEST produces the most favorable trade-off. We note that the scoring of the next batch can be implemented on separate devices, in parallel with training, potentially further reducing the additional wall-clock time.

#### 4.4 Joint examples selection enables strong data-quality bootstrapping

At the heart of learnability-based scoring is a reference model trained on a small, curated dataset of our choosing. How does JEST performance vary as a function of different curation strategies that trade off quality vs. quantity? Furthermore, do improvements in JEST training correlate with the performance of the reference models or are these metrics decoupled?

**Understanding quality vs. quantity trade-offs.** We explore three scales of curation, each being a subset of the original WebLI dataset: *weak* (billion-scale) curation with image-text alignment (ITA) filters, *moderate* (300M scale) curation with either ITA filters or text-quality (TQ) filters, and *strong* (100M scale) curation with a combination of TQ, ITA, and additional image-quality (aesthetic) filters. Throughout, we refer to this strongly curated subset as “WebLI-curated”.

We train standard SigLIP encoders on these four WebLI subsets for 10 epochs each, and use them as reference models for JEST training on the full WebLI dataset. Across curation methods, reference model performance and JEST performance appear to be decoupled (or even anti-correlated; Figure 5, left), consistent with previous findings for fixed data curation [16]. Whereas increasing curation (and decreasing dataset size) yields weaker models, when used as reference models for JEST pretraining they have the opposite effect: JEST with a strongly-curated reference benefits from a 2.7% improvement, moderate a 1.5% improvement, and weak a 0.3% improvement.

**Scaling data curation.** We hypothesized that the general decoupling between reference model performance and JEST performance might simply be explained by the dataset size limits imposed by data curation. To understand this effect, we trained 5 reference models on WebLI-curated while varying the total examples seen (250M to 3B). In this context, Figure 5 (right) shows a striking correlation between improved reference models and better JEST pretraining. This suggests that the “decoupling” phenomenon can be mostly attributed to the saturation of the reference model as a result of the reductions in dataset size following curation.

We note that the correlation in Figure 5 (right) starts to break down when the dataset is saturated, i.e. after 10 epochs or 1B examples seen. These results suggest that JEST would benefit further from scaling data curation of the reference datasets. To test this, we grew WebLI-curated to approximately 600M examples sourced from an expanded set of image-text pairs. At this scale, however, it is difficult to satisfy the stringent TQ/ITA criteria of WebLI-curated. Therefore, for all image-text pairs that did not meet the original ITA threshold, we re-captioned the images with high-quality synthetic

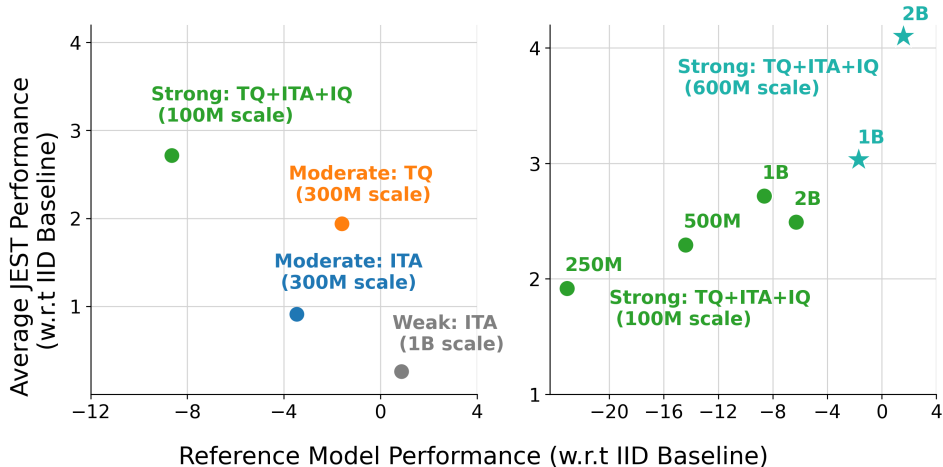


Figure 5: **Scaling strong data curation improves JEST performance.** **Left:** We compare JEST performance vs. reference model performance (relative to the uniform baseline) for 4 curation types: ‘weak’ curation with image-text alignment (ITA), ‘moderate’ curation with ITA or text-quality (TQ), and ‘strong’ curation (using a combination of TQ, ITA, and additional image-quality (IQ)). **Right:** We use our best reference dataset (TQ+ITA+IQ) and evaluate JEST vs. reference performance varying the number of examples seen during reference pretraining. There is a strong correlation between additional reference training and JEST performance that saturates after 1B examples seen. By scaling strong data curation to a 600M dataset, this saturation is broken as both reference model and JEST performance improve for the 1B *and* 2B reference training.

captions based on the PaLI model family [10, 11]—we denote this dataset as “WebLI-curated++”. We find that this scaled dataset allows us to break the 2B saturation point for “WebLI-curated” as both reference model and JEST performance (Figure 5, Right: ★) improves significantly. We therefore use WebLI-curated++ for our best models, JEST++ and FlexiJEST++.

Given that scaling data curation with WebLI-curated++ strongly improves reference model performance, we asked whether pretraining on the original WebLI dataset is necessary at all. However when evaluating the reference model’s performance *across datasets* we find it to be very imbalanced: while it outperforms WebLI pretraining on 2 downstream tasks, it significantly underperforms on 6 others, as well as on average (Table 5). In contrast, JEST++ pretraining on WebLI yields a *generalist* foundation model that outperforms the baseline on 6 of 8 benchmarks, as well as on average.

Method	Variant	# Train	FLOPs %		Mean $\Delta$	ImageNet-1K		COCO	
			Per Iter.	Total		10-S	ZS	I2T	T2I
CLIP [38]	B	13B	100	32	-11.8		68.3	52.4	33.1
EVA-CLIP [48]	B	8B	100	20	-4.6		74.7	58.7	42.2
OpenCLIP [23]	B	34B	100	85	-5.8		70.2	59.4	42.3
LessIsMore [8]	B	11B	100	28	-5.9		70.8	58.3	42.5
SILC-S [35]	B	20B	380	190	+0.2	68.9	76.6	66.2	48.7
SigLIP [54]	B	40B	100	100	0.0	70.3	76.7	65.2	47.4
JEST++	B	4B	233	23	+2.8	<b>70.3</b>	<b>76.9</b>	<b>70.3</b>	<b>53.3</b>
Flexi-JEST++	B	4B	110	11	+0.9	68.2	75.8	68.0	51.2
CLIP [38]	L	13B	100	32	-11.0		75.5	56.3	36.5
EVA-CLIP [48]	L	4B	100	10	-3.4		79.8	63.7	47.5
OpenCLIP [23]	L	32B	100	80	-6.3		74.0	62.1	46.1
SigLIP [54]	L	40B	100	100	0.0	77.1	80.5	69.5	51.2
JEST++	L	4B	233	23	+1.8	75.5	<b>80.5</b>	<b>71.1</b>	<b>54.8</b>

Table 1: **Comparison to prior art.** FLOP % are measured relative to SigLIP [54]. Mean denotes the average performance over all metrics. “Per Iter.” denotes FLOPs per iteration.



## 4.5 Comparison to prior art

We now compare to prior art, including the state-of-art SigLIP model trained for 40 billion examples [54] as well as recent strong CLIP variants. Table 1 shows that our most training-efficient model, JEST++, sets a new state-of-the-art on both ImageNet and COCO all while using  $10\times$  fewer iterations and  $4\times$  less compute. On COCO in particular, JEST++ improves the previous state of the art by over 5%. Our most compute-efficient model, Flexi-JEST++, also surpasses the previous SoTA on average, while using  $9\times$  less compute. Training JEST for longer furthered these gains (see Appendix Table 4).

Our results also scale gracefully with model size. Training with a ViT-L learner and ViT-L reference trained on the same WebLI-curated++ dataset, JEST++ continues to yield strongly accelerated learning, matching the SigLIP ViT-L 40B baseline with only 4B examples seen (Table 1, bottom).

Finally, we apply JEST++ for pretraining on the publicly available LAION-2B dataset [44]. We follow the standard practice of removing unsafe image-text pairs [46], but do not otherwise pre-filter the dataset. JEST++ strongly surpasses previous methods for offline data curation, despite using  $4\times$  fewer training examples than the previous state-of-the-art (Table 2). With this training budget, SigLIP pretraining severely under-performs all methods, further highlighting the benefits of JEST.

Method	# Train	IN1K ZS	COCO
LAION-440M [37]	12.8B	64.1	48.1
SemDeDup [1]	8.8B	64.3	48.9
DBP [2]	5.3B	65.5	48.4
DBP [2]	3.6B	64.1	45.7
SigLIP [54]	1.3B	57.2	43.3
JEST++	<b>1.3B</b>	<b>66.8</b>	<b>54.8</b>

Table 2: **Comparison to LAION pretraining.** JEST++ strongly surpasses prior art while requiring significantly fewer training iterations. COCO performance denotes the average of image-to-text and text-to-image retrieval.

## 4.6 Simplifying data curation

The WebLI dataset [10] used for our pretraining experiments has already been filtered for high image-text alignment. As shown in Table 3, this offline curation is critical for strong IID training performance. For JEST++ however, this pre-filtering is redundant as performance does not degrade when training on the unfiltered WebLI, alleviating the need for foundation datasets.

Method	Filtered Data?	IN1K ZS	COCO
IID	✓	73.6	52.5
	✗	69.4	49.5
JEST++	✓	76.9	61.8
	✗	76.7	61.8

Table 3: **Simplifying data curation.** All models are trained for 4B examples seen. Performance for JEST++ is nearly identical for pre-training on raw (uncurated) vs. filtered data. Color gradients measured relative to IID training on filtered WebLI.

## 5 Discussion

We proposed a method—JEST—for jointly selecting the most learnable batches of data, which significantly accelerates large-scale multimodal learning, surpassing the previous state-of-the-art with up to  $10\times$  fewer FLOPs and  $13\times$  fewer examples. In particular, our experiments point to the strong potential for “data quality bootstrapping”, using small curated datasets to guide learning on much larger, uncurated ones.

Recent work has shown that static dataset filtering, without knowledge of downstream training, can ultimately limit performance [18]. Our results demonstrate that useful batches, which must be constructed online, improve pretraining efficiency beyond individually selected examples. These findings therefore advocate for *foundation distributions*—either through pre-scored datasets with *easy-reference* JEST, or dynamically adjusted to the demands of the model with *learnability* JEST—as a more general and effective replacement to generic foundation datasets.

**Limitations.** While our method has accelerated multimodal learning of canonical downstream tasks, it has relied on small, well-curated reference datasets which specify the distribution to prioritize within much larger uncurated data. We would therefore encourage future work exploring the inference of reference datasets from the set of downstream tasks of interest.

## References

- [1] Amro Abbas, Kushal Tirumala, Dániel Simig, Surya Ganguli, and Ari S Morcos. Semd-edup: Data-efficient learning at web-scale through semantic deduplication. *arXiv preprint arXiv:2303.09540*, 2023.
- [2] Amro Abbas, Evgenia Rusak, Kushal Tirumala, Wieland Brendel, Kamalika Chaudhuri, and Ari S Morcos. Effective pruning of web-scale datasets based on complexity of concept clusters. *arXiv preprint arXiv:2401.04578*, 2024.
- [3] Lucas Beyer, Xiaohua Zhai, and Alexander Kolesnikov. Big vision. [https://github.com/google-research/big\\_vision](https://github.com/google-research/big_vision), 2022.
- [4] Lucas Beyer, Pavel Izmailov, Alexander Kolesnikov, Mathilde Caron, Simon Kornblith, Xiaohua Zhai, Matthias Minderer, Michael Tschannen, Ibrahim Alabdulmohsin, and Filip Pavetic. Flexivit: One model for all patch sizes. In *Proceedings of the IEEE/CVF Conference on Computer Vision and Pattern Recognition*, pages 14496–14506, 2023.
- [5] Maxime Bucher, Stéphane Herbin, and Frédéric Jurie. Hard negative mining for metric learning based zero-shot classification. In *Computer Vision–ECCV 2016 Workshops: Amsterdam, The Netherlands, October 8-10 and 15-16, 2016, Proceedings, Part III 14*, pages 524–531. Springer, 2016.
- [6] Minwoo Byeon, Beomhee Park, Haecheon Kim, Sungjun Lee, Woonhyuk Baek, and Saehoon Kim. Coyo-700m: Image-text pair dataset. *Coyo-700m: Image-text pair dataset*, 2022.
- [7] Trevor Campbell and Tamara Broderick. Bayesian coreset construction via greedy iterative geodesic ascent. In *International Conference on Machine Learning*, pages 698–706. PMLR, 2018.
- [8] Liangliang Cao, Bowen Zhang, Chen Chen, Yinfei Yang, Xianzhi Du, Wencong Zhang, Zhiyun Lu, and Yantao Zheng. Less is more: Removing text-regions improves clip training efficiency and robustness. *arXiv preprint arXiv:2305.05095*, 2023.
- [9] Soravit Changpinyo, Piyush Sharma, Nan Ding, and Radu Soricut. Conceptual 12m: Pushing web-scale image-text pre-training to recognize long-tail visual concepts. In *Proceedings of the IEEE/CVF conference on computer vision and pattern recognition*, pages 3558–3568, 2021.
- [10] Xi Chen, Xiao Wang, Soravit Changpinyo, AJ Piergiovanni, Piotr Padlewski, Daniel Salz, Sebastian Goodman, Adam Grycner, Basil Mustafa, Lucas Beyer, et al. Pali: A jointly-scaled multilingual language-image model. *arXiv preprint arXiv:2209.06794*, 2022.
- [11] Xi Chen, Xiao Wang, Lucas Beyer, Alexander Kolesnikov, Jialin Wu, Paul Voigtlaender, Basil Mustafa, Sebastian Goodman, Ibrahim Alabdulmohsin, Piotr Padlewski, et al. Pali-3 vision language models: Smaller, faster, stronger. *arXiv preprint arXiv:2310.09199*, 2023.
- [12] Cody Coleman, Christopher Yeh, Stephen Mussmann, Baharan Mirzasoleiman, Peter Bailis, Percy Liang, Jure Leskovec, and Matei Zaharia. Selection via proxy: Efficient data selection for deep learning. *arXiv preprint arXiv:1906.11829*, 2019.
- [13] Mostafa Dehghani, Basil Mustafa, Josip Djolonga, Jonathan Heek, Matthias Minderer, Mathilde Caron, Andreas Steiner, Joan Puigcerver, Robert Geirhos, Ibrahim M Alabdulmohsin, et al. Patch n’pack: Navit, a vision transformer for any aspect ratio and resolution. *Advances in Neural Information Processing Systems*, 36, 2024.
- [14] Alexey Dosovitskiy, Lucas Beyer, Alexander Kolesnikov, Dirk Weissenborn, Xiaohua Zhai, Thomas Unterthiner, Mostafa Dehghani, Matthias Minderer, Georg Heigold, Sylvain Gelly, et al. An image is worth 16x16 words: Transformers for image recognition at scale. In *International Conference on Learning Representations*, 2021.
- [15] Talfan Evans, Shreya Pathak, Hamza Merzic, Jonathan Schwarz, Ryutaro Tanno, and Olivier J Henaff. Bad students make great teachers: Active learning accelerates large-scale visual understanding. *arXiv preprint arXiv:2312.05328*, 2023.

- [16] Alex Fang, Albin Madappally Jose, Amit Jain, Ludwig Schmidt, Alexander Toshev, and Vaishaal Shankar. Data filtering networks. *arXiv preprint arXiv:2309.17425*, 2023.
- [17] Samir Yitzhak Gadre, Gabriel Ilharco, Alex Fang, Jonathan Hayase, Georgios Smyrnis, Thao Nguyen, Ryan Marten, Mitchell Wortsman, Dhruva Ghosh, Jieyu Zhang, et al. Datacomp: In search of the next generation of multimodal datasets. *arXiv preprint arXiv:2304.14108*, 2023.
- [18] Sachin Goyal, Pratyush Maini, Zachary C Lipton, Aditi Raghunathan, and J Zico Kolter. Scaling laws for data filtering—data curation cannot be compute agnostic. *arXiv preprint arXiv:2404.07177*, 2024.
- [19] Suriya Gunasekar, Yi Zhang, Jyoti Aneja, Caio César Teodoro Mendes, Allie Del Giorno, Sivakanth Gopi, Mojan Javaheripi, Piero Kauffmann, Gustavo de Rosa, Olli Saarikivi, et al. Textbooks are all you need. *arXiv preprint arXiv:2306.11644*, 2023.
- [20] Sariel Har-Peled and Soham Mazumdar. On coresets for k-means and k-median clustering. In *Proceedings of the thirty-sixth annual ACM symposium on Theory of computing*, pages 291–300, 2004.
- [21] Ben Harwood, Vijay Kumar BG, Gustavo Carneiro, Ian Reid, and Tom Drummond. Smart mining for deep metric learning. In *Proceedings of the IEEE international conference on computer vision*, pages 2821–2829, 2017.
- [22] Jack Hessel, Ari Holtzman, Maxwell Forbes, Ronan Le Bras, and Yejin Choi. Clipscore: A reference-free evaluation metric for image captioning. *arXiv preprint arXiv:2104.08718*, 2021.
- [23] Gabriel Ilharco, Mitchell Wortsman, Ross Wightman, Cade Gordon, Nicholas Carlini, Rohan Taori, Achal Dave, Vaishaal Shankar, Hongseok Namkoong, John Miller, Hannaneh Hajishirzi, Ali Farhadi, and Ludwig Schmidt. Openclip, July 2021. URL <https://doi.org/10.5281/zenodo.5143773>. If you use this software, please cite it as below.
- [24] Chao Jia, Yinfei Yang, Ye Xia, Yi-Ting Chen, Zarana Parekh, Hieu Pham, Quoc Le, Yun-Hsuan Sung, Zhen Li, and Tom Duerig. Scaling up visual and vision-language representation learning with noisy text supervision. In *International conference on machine learning*, pages 4904–4916. PMLR, 2021.
- [25] Norman P Jouppi, Cliff Young, Nishant Patil, David Patterson, Gaurav Agrawal, Raminder Bajwa, Sarah Bates, Suresh Bhatia, Nan Boden, Al Borchers, et al. In-datacenter performance analysis of a tensor processing unit. In *Proceedings of the 44th annual international symposium on computer architecture*, pages 1–12, 2017.
- [26] Taku Kudo and John Richardson. Sentencepiece: A simple and language independent subword tokenizer and detokenizer for neural text processing. *arXiv preprint arXiv:1808.06226*, 2018.
- [27] Junnan Li, Dongxu Li, Caiming Xiong, and Steven Hoi. Blip: Bootstrapping language-image pre-training for unified vision-language understanding and generation. In *International conference on machine learning*, pages 12888–12900. PMLR, 2022.
- [28] Xianhang Li, Zeyu Wang, and Cihang Xie. An inverse scaling law for clip training. *Advances in Neural Information Processing Systems*, 36, 2024.
- [29] Yanghao Li, Haoqi Fan, Ronghang Hu, Christoph Feichtenhofer, and Kaiming He. Scaling language-image pre-training via masking, 2023.
- [30] Zhenghao Lin, Zhibin Gou, Yeyun Gong, Xiao Liu, Yelong Shen, Ruochen Xu, Chen Lin, Yujiu Yang, Jian Jiao, Nan Duan, et al. Rho-1: Not all tokens are what you need. *arXiv preprint arXiv:2404.07965*, 2024.
- [31] Ilya Loshchilov and Frank Hutter. Online batch selection for faster training of neural networks. *arXiv preprint arXiv:1511.06343*, 2015.
- [32] Anas Mahmoud, Mostafa Elhoushi, Amro Abbas, Yu Yang, Newsha Ardalani, Hugh Leather, and Ari Morcos. Sieve: Multimodal dataset pruning using image captioning models. *arXiv preprint arXiv:2310.02110*, 2023.

- [33] Sören Mindermann, Jan M Brauner, Muhammed T Razzak, Mrinank Sharma, Andreas Kirsch, Winnie Xu, Benedikt Höltingen, Aidan N Gomez, Adrien Morisot, Sebastian Farquhar, et al. Prioritized training on points that are learnable, worth learning, and not yet learnt. In *International Conference on Machine Learning*, pages 15630–15649. PMLR, 2022.
- [34] Anastasiia Mishchuk, Dmytro Mishkin, Filip Radenovic, and Jiri Matas. Working hard to know your neighbor’s margins: Local descriptor learning loss. *Advances in neural information processing systems*, 30, 2017.
- [35] Muhammad Ferjad Naeem, Yongqin Xian, Xiaohua Zhai, Lukas Hoyer, Luc Van Gool, and Federico Tombari. Silc: Improving vision language pretraining with self-distillation, 2023.
- [36] Mansheej Paul, Surya Ganguli, and Gintare Karolina Dziugaite. Deep learning on a data diet: Finding important examples early in training. *Advances in Neural Information Processing Systems*, 34:20596–20607, 2021.
- [37] Filip Radenovic, Abhimanyu Dubey, Abhishek Kadian, Todor Mihaylov, Simon Vandenhende, Yash Patel, Yi Wen, Vignesh Ramanathan, and Dhruv Mahajan. Filtering, distillation, and hard negatives for vision-language pre-training. In *Proceedings of the IEEE/CVF conference on computer vision and pattern recognition*, pages 6967–6977, 2023.
- [38] Alec Radford, Jong Wook Kim, Chris Hallacy, Aditya Ramesh, Gabriel Goh, Sandhini Agarwal, Girish Sastry, Amanda Askell, Pamela Mishkin, Jack Clark, et al. Learning transferable visual models from natural language supervision. In *International Conference on Machine Learning*, 2021.
- [39] Colin Raffel, Noam Shazeer, Adam Roberts, Katherine Lee, Sharan Narang, Michael Matena, Yanqi Zhou, Wei Li, and Peter J Liu. Exploring the limits of transfer learning with a unified text-to-text transformer. *Journal of machine learning research*, 21(140):1–67, 2020.
- [40] David Raposo, Sam Ritter, Blake Richards, Timothy Lillicrap, Peter Conway Humphreys, and Adam Santoro. Mixture-of-depths: Dynamically allocating compute in transformer-based language models. *arXiv preprint arXiv:2404.02258*, 2024.
- [41] Joshua Robinson, Ching-Yao Chuang, Suvrit Sra, and Stefanie Jegelka. Contrastive learning with hard negative samples. *arXiv preprint arXiv:2010.04592*, 2020.
- [42] Noveen Sachdeva, Benjamin Coleman, Wang-Cheng Kang, Jianmo Ni, Lichan Hong, Ed H Chi, James Caverlee, Julian McAuley, and Derek Zhiyuan Cheng. How to train data-efficient llms. *arXiv preprint arXiv:2402.09668*, 2024.
- [43] Tom Schaul, John Quan, Ioannis Antonoglou, and David Silver. Prioritized experience replay. *arXiv preprint arXiv:1511.05952*, 2015.
- [44] Christoph Schuhmann, Romain Beaumont, Richard Vencu, Cade Gordon, Ross Wightman, Mehdi Cherti, Theo Coombes, Aarush Katta, Clayton Mullis, Mitchell Wortsman, et al. Laion-5b: An open large-scale dataset for training next generation image-text models. *Advances in Neural Information Processing Systems*, 35:25278–25294, 2022.
- [45] Edgar Simo-Serra, Eduard Trulls, Luis Ferraz, Iasonas Kokkinos, Pascal Fua, and Francesc Moreno-Noguer. Discriminative learning of deep convolutional feature point descriptors. In *Proceedings of the IEEE international conference on computer vision*, pages 118–126, 2015.
- [46] Uriel Singer, Adam Polyak, Thomas Hayes, Xi Yin, Jie An, Songyang Zhang, Qiyuan Hu, Harry Yang, Oron Ashual, Oran Gafni, et al. Make-a-video: Text-to-video generation without text-video data. *arXiv preprint arXiv:2209.14792*, 2022.
- [47] Ben Sorscher, Robert Geirhos, Shashank Shekhar, Surya Ganguli, and Ari Morcos. Beyond neural scaling laws: beating power law scaling via data pruning. *Advances in Neural Information Processing Systems*, 35:19523–19536, 2022.
- [48] Quan Sun, Yuxin Fang, Ledell Wu, Xinlong Wang, and Yue Cao. Eva-clip: Improved training techniques for clip at scale. *arXiv preprint arXiv:2303.15389*, 2023.

- [49] Yonglong Tian, Olivier J Henaff, and Aäron van den Oord. Divide and contrast: Self-supervised learning from uncurated data. In *Proceedings of the IEEE/CVF International Conference on Computer Vision*, 2021.
- [50] Chao-Yuan Wu, R Manmatha, Alexander J Smola, and Philipp Krahenbuhl. Sampling matters in deep embedding learning. In *Proceedings of the IEEE international conference on computer vision*, pages 2840–2848, 2017.
- [51] Sang Michael Xie, Hieu Pham, Xuanyi Dong, Nan Du, Hanxiao Liu, Yifeng Lu, Percy Liang, Quoc V. Le, Tengyu Ma, and Adams Wei Yu. Doremi: Optimizing data mixtures speeds up language model pretraining, 2023.
- [52] Hu Xu, Saining Xie, Xiaoqing Ellen Tan, Po-Yao Huang, Russell Howes, Vasu Sharma, Shang-Wen Li, Gargi Ghosh, Luke Zettlemoyer, and Christoph Feichtenhofer. Demystifying clip data. *arXiv preprint arXiv:2309.16671*, 2023.
- [53] Hong Xuan, Abby Stylianou, Xiaotong Liu, and Robert Pless. Hard negative examples are hard, but useful. In *Computer Vision—ECCV 2020: 16th European Conference, Glasgow, UK, August 23–28, 2020, Proceedings, Part XIV 16*, pages 126–142. Springer, 2020.
- [54] Xiaohua Zhai, Basil Mustafa, Alexander Kolesnikov, and Lucas Beyer. Sigmoid loss for language image pre-training. *arXiv preprint arXiv:2303.15343*, 2023.
- [55] Minjia Zhang and Yuxiong He. Accelerating training of transformer-based language models with progressive layer dropping. *Advances in Neural Information Processing Systems*, 33: 14011–14023, 2020.

## A Appendix

### A.1 Training configuration

Our default training configuration follows that of SigLIP [54], with a ViT-B/16 and Bert-B image-text dual encoder, training on WebLI for 3 billion examples with a batch size of 32k and the sigmoid-contrastive loss. The vision encoder takes images resized to (256 x 256) and the text-encoder tokenizes text with the sentencepiece tokenizer [26] trained on the English C4 dataset [39]. We crop the text to the first 64 tokens. The initial learning rate is 0.001, warmed up linearly during the first 1% of training, followed by cosine decay. We use a weight decay 0.0001, gradient clipping to a maximum norm of 1.0, and the Adam optimizer with  $\beta_2 = 0.95$ . We split training across 256 TPUv5e chips.

For the LAION experiments in Table. 2, we use an architecture matched to the prior art (ViT-B/32 vision encoder and resized image inputs to (224 x 224)). Otherwise, we use the same training settings as above. We note that this batch size is comparable to that used in the prior art and we find similar results using the softmax-contrastive loss instead of the sigmoid-contrastive loss.

### A.2 Optimisation robustness

Our initial experiments used the default ADAM optimizer parameters. At a filtering ratio of 50%, we observed good gains over IID as described previously. Increasing the filtering ratio to 80% however did not produce further gains. Inspecting the training curves showed training instabilities (Figure 6, Left). In the original SigLIP paper [54], the authors found similar instabilities when increasing the batch size, but found that setting  $\beta_2 = 0.95$  (from  $\beta_2 = 0.999$ ) ameliorated the problem.

We find the same behaviour (Figure 6). Although the filtering ratio does not directly affect the training batch size (which is constant in our experiments), this finding suggests that filtering for salient data has the effect of increasing the *effective* batch size. Although this suggests an importance sampling interpretation, applying a re-weighting to the selected data decreased performance in our experiments. We leave this for further work - it is possible that further performance could be extracted from optimizer tuning at higher filtering ratios.

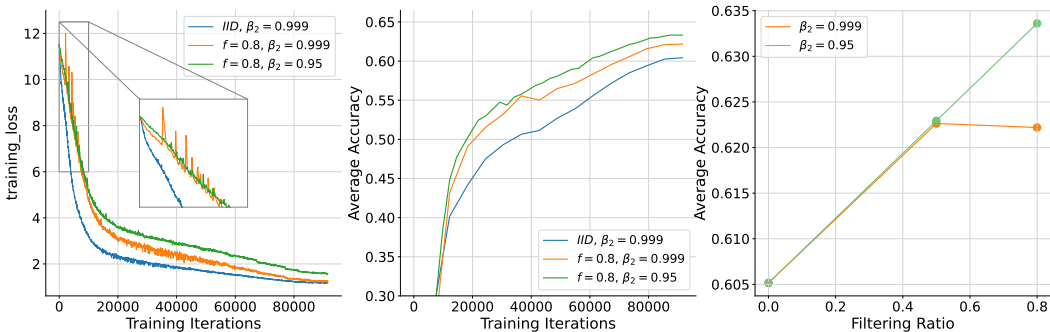


Figure 6: **Aggressive data prioritization requires robust optimization to perform well. Left:** With standard optimization settings (e.g.  $\beta_2 = 0.999$  in the Adam optimizer), aggressive data prioritization leads to instabilities (spikes) in the optimization process. Setting  $\beta_2$  to the more stable value of 0.95 remedies this instability. **Middle, Right:** Stable optimization and strong prioritization together yield large improvement gains.

### A.3 Effects of varying the training batch size

It is well known that performance improvements saturate with increased training batch size. In [54], increasing the batch size beyond 32K was found to actually decrease performance, even after adjusting the  $\beta_2$  parameter. In our experiments, we use 32K batch size throughout.

The observation that filtering larger amounts of data produced the same loss spikes as observed by [54] suggests that the training batches selected by JEST might correspond to a much larger *effective* batch size. To investigate, we conducted an ablation in which we instead fixed the super-batch size and progressively decreased the training batch size (i.e. changing the filtering ratio by decreasing



---

**Algorithm 2** Pseudocode for JEST / Flexi-JEST

---

```
cfg = ConfigDict(
    n_chunks=16,
    filter_ratio=0.8,
    method="learnability",
    method="jest", # or "flexi-jest"
    softmax_score_gain=100.0,
    loss_type = "sigmoid",
)

def sigmoid_nll(params, embeds):
    zimg, ztxt = embeds
    logits = np.dot(zimg, ztxt.T) # [B, B]
    logits = logits * params["alpha"] + params["beta"]
    eye = np.eye(zimg.shape[0])
    ml_diag1 = -np.ones_like(logits) + 2 * eye

    nll_mat = -log_sigmoid(ml_diag1 * logits)
    nll = np.sum(nll_mat, axis=-1).mean()

    return nll, nll_mat # [], [B, B]

def get_scores_sigmoid(embeds, embeds_ref, params, params_ref):
    _, nll_mod = sigmoid_nll(params, embeds) # [B, B]
    _, nll_ref = sigmoid_nll(params_ref, embeds_ref) # [B, B]
    if cfg.scoring == "learnability":
        scores = nll_mod - nll_ref
    elif cfg.scoring == "easy_ref":
        scores = - nll_ref
    return scores * cfg.softmax_score_gain

def loss_fn(params, params_ref, batch):
    images, texts = batch
    approx = True if cfg.method == "flexi-jest" else False

    # Score and sub-sample the initial super-batch
    embeds = model.forward(images, texts, params, approx=approx) # [5B, D]
    embeds_ref = batch["embeds_ref"] # Pre-cached in dataset
    if cfg.loss_type == "sigmoid":
        scores = get_scores_sigmoid(embeds, embeds_ref, params, params_ref) # Get scores
        inds = jointly_sample_batch(scores, cfg.n_chunks, cfg.filter_ratio, cfg.learnability)
    elif cfg.loss_type == "softmax":
        inds = jointly_sample_batch_softmax(embeds_ref, embeds, params_ref, params, cfg.n_chunks, cfg.
            filter_ratio) # for softmax loss, scores are re-computed in the iterative sampling.

    images, texts = stop_grad(images[inds]), stop_grad(texts[inds]) # [B, ...]

    # Split batch for co-training
    images_full, images_approx = images[:2], images[1:2] # [B/2, ...], [B/2, ...]
    texts_full, texts_approx = texts[:2], texts[1:2] # [B/2, ...], [B/2, ...]

    # Compute overall loss
    embeds_full = model.forward(images_full, texts_full, params, approx=False) # [B/2, D], [B/2, D]
    embeds_approx = model.forward(images_approx, texts_approx, params, approx=approx) # [B/2, D], [B/2, D]
    zimg = np.concatenate([embeds_full[0], embeds_approx[0]], axis=0)
    ztxt = np.concatenate([embeds_full[1], embeds_approx[1]], axis=0)
    if loss_type == "sigmoid":
        loss, _ = sigmoid_nll(params, (zimg, ztxt))
    elif loss_type == "softmax":
        loss, _, _ = softmax_nll(params, (zimg, ztxt), is_sampled=None)

    return loss
```

---

the amount of training data, instead of increasing the size of the super-batch as done throughout the paper).

The results in Figure 7 demonstrate that, as we decrease the batch size (increase the proportion of data filtered) for a fixed super-batch size of 160K, the performance drops predictably for IID training (Left) but decreases much more slowly for JEST training (Middle / Right). Notably, for a halving of the batch size from 32K (corresponding to our  $f=80\%$  experiments throughout) to 16K (filtering 90%), there was no noticeable performance drop.

These results suggest that, at 32K training batch size, our experiments might be already operating at close to the optimal *effective* batch size. We did not conduct further ablations, but it is possible that a more favourable FLOP improvement could be achieved by simultaneously increasing the super-batch size and decreasing the training batch size.

These results suggest an importance sampling interpretation of learnability scoring - assuming the “True” mini-batch gradient is given by the expectation of the gradients from IID samples from the data, JEST is sampling only the data that contributes most to that expectation. This suggests that most of the gradient information can be reconstructed from a small number of data points. Although JEST does not explicitly sample based on the magnitude of the gradients of the data, it was demonstrated previously via a simple Taylor expansion argument that the two are equivalent in the case where learnability scores are small [15].

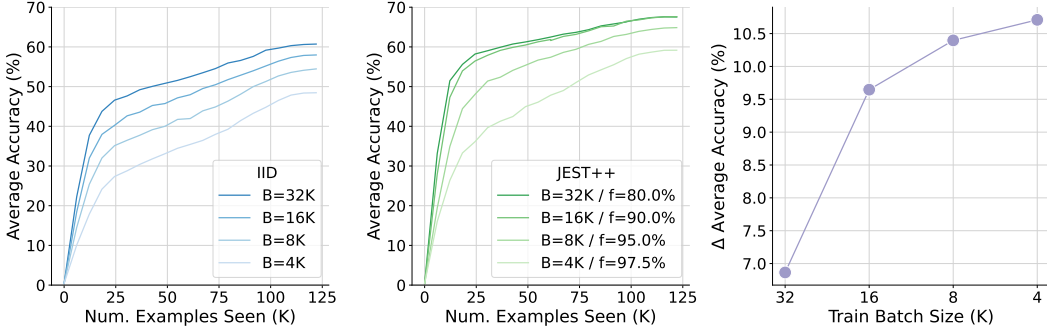


Figure 7: **Effective Batch Size Experiments** Right: Difference in average performance between JEST++ and IID training as a function of training batch size. Instead of increasing the filtering ratio by increasing the super-batch size as done in previous experiments, we instead fix the super-batch size and reduce the training batch size. There was no noticeable drop from halving the training batch size, suggesting that further efficiency gains might be achieved by training on less data in addition to filtering from a larger pool.

#### A.4 FLOP calculations for JEST / Flexi-JEST

We assume that training on a single data point cost approximately  $C_{\text{IID}} = 3F$  forward passes  $F$  of the learner model [25]. The cost for a single JEST update can therefore be computed as:

$$C_{\text{JEST}} = 3F + FB/b - F = F(2 + B/b)$$

where  $B$  and  $b$  are the super-batch and sub-batch sizes respectively and  $f = 1 - b/B$ . The base JEST method does not use approximations on the learner, which allows us to cache the forward pass during scoring and re-use it for the gradient computation. Relative to an IID update, the cost of a single JEST iteration at a filtering ratio  $f = 0.8$  comes out as  $\alpha_{\text{JEST}} = 7/3 = 2.33$ . Flexi-JEST uses two approximations. Firstly, we split the training batch 50:50 between the full:approximate learner, effectively parallelising the method of [29] and reducing the per-data point cost of training. Secondly, we approximate the learner when performing scoring, which reduces the cost of scoring. The overall cost for a single Flexi-JEST update can therefore be computed as:

$$C_{\text{Flexi-JEST}} = 3F(0.5 + 0.5A) + AFB/b$$

where  $A$  is the FLOP reduction factor resulting from model approximation (i.e. increasing the patch size, see 3.3). Note that we can no longer cache the forward pass from scoring since it is computed with an approximate version of the learner. Relative to an IID update, the cost of a single Flexi-JEST iteration at a filtering ratio  $f = 0.8$  and approximation factor  $A = 0.25$  comes out as  $\alpha_{\text{Flexi-JEST}} = 1.04$ . In practice, [29] estimated the FLOP reduction from a doubling in patch size as closer to  $A = 0.28$ , which is slightly higher than the  $A = 0.25$  expected by reducing the number of patches by  $0.5^2$ . We use this more conservative calculation ( $\alpha_{\text{Flexi-JEST}} = 1.10$ ) throughout.

#### A.5 Caching reference model scores

Since the reference model is pretrained and fixed, its scores do not vary over the course of a training run and can be cached within the dataset. For independent example selection we only need to store the scalar scores. However, since data is not likely to be sampled from the training set in the same

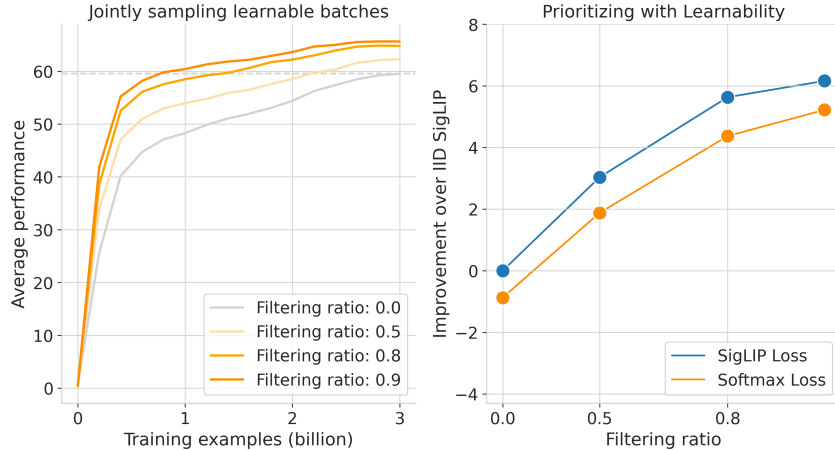


Figure 8: **JEST is robust to the choice of contrastive loss (softmax vs. sigmoid).** We confirm the robustness of JEST to variations of contrastive learning by testing with the standard softmax-based loss. **Left:** Similar to the SigLIP version, softmax contrastive learning is accelerated by JEST and benefits from increasing filtering ratios. **Right:** Compared to the SigLIP loss, the uniform sampling softmax baseline is slightly worse, but relative improvements from JEST are maintained.

order in which it is initially scored (e.g. if the batch size varies), the batch composition is unknown ahead of training, which will affect the computation of the scores.

To amortize the cost of reference model scoring across training runs for joint example selection, we therefore instead store the *embeddings* from the reference mode. For a ViT-B/16, the embeddings (text and image) are of size 768, which are considerably smaller but not negligible in comparison to the raw data points. Given these embeddings, the super-batch contrastive matrix can be recomputed before sub-sampling to obtain the sub-batch.

## A.6 Contrastive loss ablations

Contrastive learning maximizes the alignment of image and text modalities for paired examples, while minimizing the alignment of unpaired examples, with batch-level losses  $\ell(\mathcal{B}|\theta) = \frac{1}{b} \sum_{i=1}^b \ell(\mathbf{x}_i|\theta, \mathcal{B})$ .

Each data point  $\mathbf{x}_i$  is comprised of an image and associated text which are embedded with their respective encoders as  $\mathbf{z}_i^{\text{im}} = f^{\text{im}}(\mathbf{x}_i; \theta)$  and  $\mathbf{z}_i^{\text{txt}} = f^{\text{txt}}(\mathbf{x}_i; \theta)$ .

In softmax-contrastive learning [38], the conditional loss is

$$\ell(\mathbf{x}_i|\theta, \mathcal{B}) = -\frac{1}{2} \left( \log \frac{\exp(\alpha \mathbf{z}_i^{\text{im}} \cdot \mathbf{z}_i^{\text{txt}})}{\sum_j \exp(\alpha \mathbf{z}_i^{\text{im}} \cdot \mathbf{z}_j^{\text{txt}})} + \log \frac{\exp(\alpha \mathbf{z}_i^{\text{im}} \cdot \mathbf{z}_i^{\text{txt}})}{\sum_j \exp(\alpha \mathbf{z}_i^{\text{txt}} \cdot \mathbf{z}_j^{\text{im}})} \right) \quad (1)$$

whereas in sigmoid-contrastive learning [54], the conditional loss is

$$\ell(\mathbf{x}_i|\theta, \mathcal{B}) = \log [1 + \exp(-\alpha \mathbf{z}_i^{\text{im}} \cdot \mathbf{z}_i^{\text{txt}} + \beta)] + \sum_{j \neq i} \log [1 + \exp(\alpha \mathbf{z}_i^{\text{im}} \cdot \mathbf{z}_j^{\text{txt}} - \beta)]. \quad (2)$$

Although we leverage the sigmoid pairwise contrastive loss (SigLIP) formulation for our main results, a natural question is whether JEST benefits the standard softmax contrastive learning in Eq. 1. Due to the formulation of the loss, the JEST algorithm is slightly different from the sigmoid version. We detail the joint-example selection algorithm in Alg. 3, but the main training loop remains the same as in Alg. 2. We note that unlike the sigmoid version, the softmax loss requires re-computing the softmax during the iterative conditional sampling. This leads to inefficiencies relative to the SigLIP formulation, especially when the batch is split over a large number of devices.

Nevertheless, in Fig. 8, we show that JEST is indeed robust to the choice of contrastive loss. In the right panel, we see that the gains over the baseline softmax are comparable to the gains for the SigLIP loss. However, due to the degradation in the softmax baseline relative to the baseline SigLIP, the combination of JEST with SigLIP is preferred.

---

**Algorithm 3** Joint example selection: softmax loss

---

```
def softmax_neg(logits, is_sampled=None, axis=-1):
    # during the iterative sampling, we need to mask out negatives that have already been selected
    if is_sampled is not None:
        logits_neg = logits - (1.- is_sampled)*1e8
    else:
        logits_neg = logits
    logits_neg = nn.logsumexp(logits_neg, axis=axis) # Compute the softmax negative term
    return logits_neg

def softmax_nll(params, embeds, is_sampled=None):
    zimg, ztxt = embeds
    logits_mat = np.dot(zimg, ztxt.T) * params["t"]
    if is_sampled is not None:
        is_sampled_0 = is_sampled.reshape(logits_mat.shape[0], 1)
        is_sampled_1 = is_sampled.reshape(1, logits_mat.shape[0])
    else:
        is_sampled_0 = None
        is_sampled_1 = None

    logits_ij = softmax_neg(logits_mat, is_sampled_0, axis=0) # calculate negative softmax term for image
    logits_ji = softmax_neg(logits_mat, is_sampled_1, axis=1) # calculate negative softmax term for text
    loss_0 = -(jnp.diag(logits_mat) - logits_ij)
    loss_1 = -(jnp.diag(logits_mat) - logits_ji)
    neg_logits = 0.5*(logits_ij + logits_ji)

    l = jnp.mean(0.5*(loss_0 + loss_1))
    return l, neg_logits, -logits_mat

def jointly_sample_batch_softmax(embeds_ref, embeds_learner, params_ref, params_learner, n_chunks=16,
    filter_ratio=0.8):
    _, _, learner_logits = softmax_nll(params_learner, embeds_learner, is_sampled=None)
    _, _, ref_logits = softmax_nll(params_ref, embeds_ref, is_sampled=None)
    scores = (learner_logits - ref_logits)*cfg.softmax_score_gain
    n_images = scores.shape[0] # scores.shape = [B, B]
    n_draws = int(n_images * (1 - filter_ratio) / n_chunks) # Size of each chunk.
    logits_ii = np.diag(scores) # Self-similarity scores.
    inds = random.choice(logits_ii, n_draws)
    # Sample first chunk.

    for _ in range(n_chunks - 1):
        is_sampled = np.eye(n_images)[inds].sum(axis=0) # Binary indicator of current samples [n_images,].
        _, learner_logits_n, _ = softmax_nll(params_learner, embeds_learner, is_sampled=is_sampled)
        _, _, ref_logits_n, _ = softmax_nll(params_ref, embeds_ref, is_sampled=is_sampled)
        rho_scores_n = (learner_logits_n - ref_logits_n)*cfg.softmax_score_gain
        logits = logits_ii + rho_scores_n # Conditional learnability given past samples.
        logits = logits - is_sampled * 1e8 # Avoid sampling with replacement.
        new_inds = random.choice(n_images, n_draws, p=np.exp(logits))
        inds = np.concatenate((inds, new_inds)) # Expand the array of indices sampled.
    return inds # Gather and return subset indices.
```

---

## A.7 Comparing approximation methods

We compared two canonical strategies for online model approximation. Both ablations are conducted at  $\sim 75\%$  FLOP reduction by either dropping 75% of patches or doubling the patch size (see Main Section 3). We vary the proportion of data used for approximate and full-resolution training ( $\lambda$  and  $1 - \lambda$ , respectively), keeping the total number of FLOPs used by the learner the same. Since the cost of one training iteration is proportional  $0.25\lambda + 1 - \lambda$ , we divide the number of training iterations by this factor to keep the training budget constant with respect to  $\lambda$ . For  $\lambda \in [0.0, 0.25, 0.5, 0.75, 0.95]$ , this results in training budgets of [3, 3.69, 4.8, 6.86, 10.43] billion examples seen.

Our results (Figure 9) demonstrate that downscaling data by decreasing the resolution effects a much more favourable trade-off than dropping a subset of patches. Both methods perform differently out-of-distribution, but only FlexiViT benefits significantly from co-training. We adopt this strategy throughout the paper.

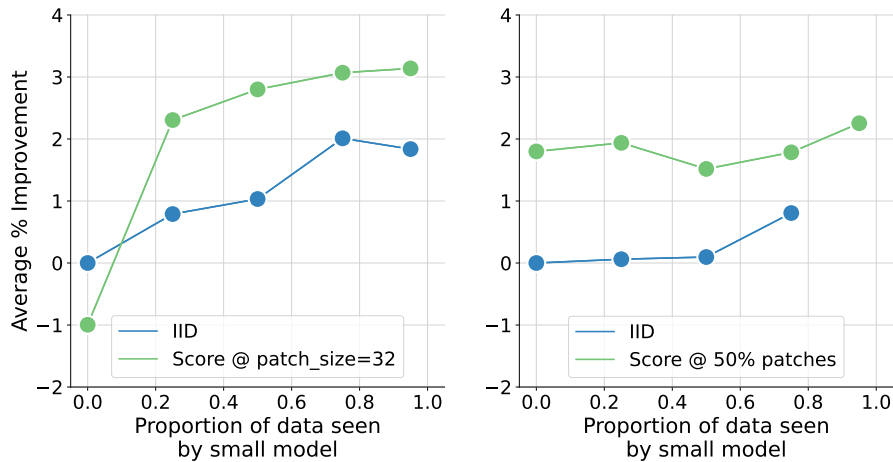


Figure 9: **Comparing model approximation strategies.** Comparing Flexi-JEST and PatchDrop-JEST at a 50% filtering proportion. On the x-axis, we vary the proportion of data used to co-train the scoring model. Green curve shows JEST runs, blue curves shows equivalent IID run without data curation. All runs conducted at isoFLOP, see Fig. 4. **Left:** FlexiViT scoring performs badly 0-shot out of distribution inference, but quickly recovers with co-training. **Right:** Patch dropping is more robust to 0-shot inference, but doesn't benefit as much from co-training.

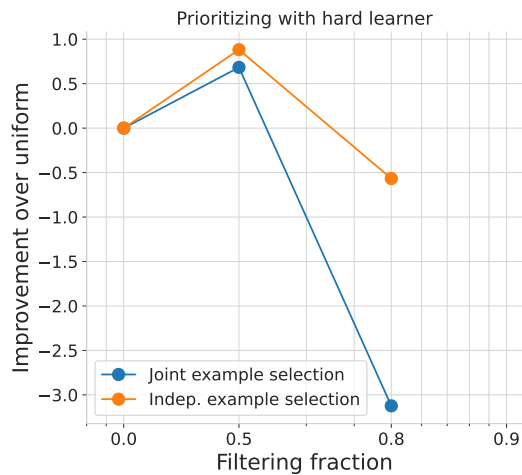


Figure 10: **Prioritizing data that is difficult for the learner** Compared to *easy-reference* and *learnability* scoring (Figure 2) prioritising data with high learner loss results in small gains at a filtering ratio of 50%, but quickly degrades as we filter larger amounts of data. Joint example selection exacerbates the effect at larger filtering ratios, aligning with the interpretation that *hard-learner* prioritisation prioritises sampling noise in the data.

Method	Variant	# Train	FLOPs %		Mean $\Delta$	ImageNet-1k		COCO	
			Per Iter.	Total		10-S	ZS	I2T	T2I
SigLIP [54]	B	40B	100	100	0.0	70.3	76.7	65.2	47.4
JEST	B	5B	233	29	-0.5	68.2	75.5	66.1	47.9
Flexi-JEST	B	13B	110	36	+1.2	69.4	76.6	68.2	50.2
JEST++	B	4B	233	23	+2.8	70.3	76.9	70.3	53.3
Flexi-JEST++	B	4B	110	<b>11</b>	+0.9	68.2	75.8	68.0	51.2
JEST++	B	10B	233	58	+ <b>4.0</b>	<b>72.3</b>	<b>77.6</b>	<b>71.8</b>	<b>53.9</b>
Flexi-JEST++	B	10B	110	28	+3.1	71.1	77.2	70.2	53.3
SigLIP [54]	L	40B	100	100	0.0	77.1	80.5	69.5	51.2
JEST++	L	4B	233	<b>23</b>	+ <b>1.8</b>	75.5	80.4	<b>71.1</b>	<b>54.8</b>

Table 4: **JEST continues to improve with longer training runs.** FLOP % is measured relative to SigLIP [54]. Mean denotes the average performance over all metrics. “Per Iter.” denotes FLOPs per iteration. 10B training runs of both JEST++ and FlexiJEST++ continue to improve over the 4B results presented in main Table 1. JEST and Flexi-JEST, which use the WebLI-curated reference dataset both perform strongly on a per-FLOP basis, with Flexi-JEST also outperforming the SigLIP 40B baseline on average.

Method	# Train	ImageNet-1k		COCO		Birds	Caltech	Cars	Pets	Mean
		10-S	ZS	I2T	T2I					
SigLIP [54]	40B	<b>70.3</b>	76.7	65.2	47.4	75.5	92.8	92.0	91.2	76.4
WebLI Curated++ Ref.	5B	60.6	67.1	<b>74.2</b>	<b>56.8</b>	65.4	89.9	64.1	83.0	70.2
JEST++	4B	<b>70.3</b>	<b>76.9</b>	70.3	53.3	<b>80.4</b>	91.6	89.5	<b>93.1</b>	<b>78.2</b>

Table 5: **JEST++ efficiently leverages specialist reference models to train generalist foundation models.** Colour gradients are measured relative to SigLIP [54]. Mean denotes the average performance over all metrics. WebLI-curated++ reference performance is highly specialized- improving (over the SigLIP baseline) on only 2 out of the 8 benchmarks and severely under-performing on the rest. On the other hand JEST++ sees far more general improvements across benchmarks (8% better than the reference model on average).