

Transport-Level Encryption in Datacenter Networks

Tianyi Gao, Xinshu Ma, Suhas Narreddy, Eugenio Luo, Steven W. D. Chien, Michio Honda
University of Edinburgh

Abstract

Cloud applications need network data encryption to isolate from other tenants and protect their data from potential eavesdroppers in the network infrastructure. This paper presents SDT, a protocol design for emerging datacenter transport protocols to integrate data encryption while using existing NIC offloading designed for TLS over TCP. Therefore, SDT could enable a deployment path of new transport protocols in datacenters without giving up hardware offloading.

1 Introduction

Datacenter transport protocols, pioneered by DCTCP [1], have evolved for the last decade to achieve high throughput for bulk data transfer while maintaining low latency for small messages. The latest ones, including pHost [13], NDP [18] and Homa [31], are not extensions to TCP—they are message-based and receiver-driven, where the receiver schedules the senders for packet transmissions to enable fine-grained network utilization. Although most of those protocols are proof-of-concept that runs in user space or simulator, since the Linux kernel implementation of Homa has been available since 2021 [35] and shown industry use [28], widespread use of receiver-driven transport protocols appears to be within reach.

However, what if the applications want data encryption to isolate from other tenants and protect from network infrastructure? Many cloud operators host multiple tenants [16]. Further, even hyperscalers do not build every datacenter component by themselves; they source many, such as switches, cables, and interface modules, from elsewhere, which may be found vulnerable or malicious at a later time. It is thus common for datacenter applications or tenants to wish to encrypt their network data, much like over the Internet.

Although the availability of receiver-driven transport protocols could enable operators and application designers to offer predictable low latency services, their adoption would be hindered if those protocols require the users to give up hardware offloading of cryptographic operations available for TLS/TCP today [38]. In particular, we believe new transport protocols must be able to use NIC offloading features designed for TCP, so that they will not be slower or consume more energy than existing systems that employ hardware-accelerated TLS/TCP. Further, hardware offloading is essential to reduce energy consumption. Otherwise, a catch-22 situation would be created, motivating no hardware vendor to support the new transport protocol.

We present Secure Datacenter transport Protocol (SDT), a protocol design that enables novel datacenter transport protocols to integrate transport-level encryption, so that they can employ NIC offloading of cryptographic operations designed for TLS/TCP. We explore a new point in the transport protocol design space for datacenters, answering a high-level research question—*It is already almost impossible to deploy a new transport protocol without UDP encapsulation in the Internet, but is the same true in datacenters?* Multipath TCP design [42] focuses on robustness against middleboxes that interfere with the TCP protocol [42]. Its compatibility with hardware offload also enables datacenter usage for large transfers [41], although sharing the problems with TCP for RPCs (§ 2.2). SCTP [55] defines its own protocol number, which is viable in its primary target, telecommunication networks, but has resulted in low adoption in the Internet due to its poor ability to traverse middleboxes like NATs. Its high software overheads and protocol complexity are also unfit to datacenters. Falcon [9], a new datacenter transport protocol with encryption and RDMA abstractions, runs on top of UDP and assumes custom NIC ASIC or Intel IPU. SDT’s design point is support for *existing* hardware offload and *message-based transport* (§ 2.2) based on the assumption that middleboxes do not block transport protocols other than TCP or UDP, or can be updated to not (§ 2.3).

We have implemented SDT based on Homa/Linux [35], because it is an actively-maintained receiver-driven transport protocol that runs in the Linux kernel. However, we believe it is general enough to transform to another receiver-driven transport protocol while sharing the vast majority of protocol format, software architecture, and abstractions. The key insight that enables our approach is that TLS/TCP offloading based on the mainstream hardware architecture functions for packets whose network layer header indicates an undefined transport protocol (e.g., not TCP or UDP), and we confirmed it with one of the most commodity NICs in the datacenter networking market, NVIDIA/Mellanox ConnectX-6 and -7.

2 Design Space

Existing approaches that integrate encryption with a transport protocol share the problems with hardware offloading or abstraction (§ 2.1). We discuss the requirement for message-based transport protocols in datacenter and review several viable methods (§ 2.2). Lastly, we illustrate the importance of NIC offloading support in datacenter (§ 2.3).

2.1 Transport-Level Encryption

TcpCrypt [3] was designed for the Internet applications before today’s widespread adoption of TLS. TcpCrypt exchanges keys over TCP options during the three-way handshake and payload of the first data packet that the client or server sends; the subsequent data in the connection are encrypted. TcpCrypt is unsuitable for datacenters, because it is based on TCP that provides stream abstraction that does not preserve application message boundaries and creates head-of-line blocking (HoLB) between the messages [35, 54], which we will discuss more in § 2.2. Further, its cryptographic operations cannot be offloaded to commodity NICs.

Today’s ubiquitous TLS/TCP deployment in the Internet has generated momentum to push the encryption into the transport protocol. QUIC is a transport protocol that runs on top of UDP and integrates TLS 1.3, piggybacking transport-level connection setup and key exchange to save one RTT. It mitigates HoLB using multiple logical streams in the single connection. However, QUIC’s complicated protocol design incurs high software overheads [57] and its cryptographic operation cannot be offloaded to commodity NICs, despite some attempts with FPGA [63]. Further, encrypted QUIC header fields, which are designed to prevent protocol ossification caused by middleboxes [22], would be unsuitable for datacenter networking that could proactively use in-network compute [48, 19, 62] or per-message load balancing [53].

TCPLS [46] enables similar features to QUIC but over TCP for a higher chance of traversing middleboxes. It extends the TLS 1.3 record type to cover connection metadata, such as the application-level connection identifier, to enable new transport features over ordinary TCP connection(s), including multiple data streams (aggregate multiple TCP connections at the TLS endpoint). In addition to the HoLB problem intrinsic to TCP-based approaches (see § 2.2 for details), TCPLS cannot utilize NIC offloads for TLS encryption, because it requires its own method to calculate the AEAD nonce [37].

A more datacenter-friendly approach is accelerating TLS/(DC)TCP by moving the encryption and decryption tasks to the kernel, thus called kTLS, which enables opportunistic use of NIC offloading of cryptographic operations together with TCP segmentation offload (Figure 4 left). Key exchange is performed by the applications and then the negotiated key is registered to the established TCP socket. kTLS is available in Linux and FreeBSD. Facebook announced the use of kTLS/DCTCP in their datacenter in 2016 [20]; Netflix employs kTLS to push their video streaming traffic [50]; Cisco/Cilium uses it for their network observability service [11, 4]. Similar to TcpCrypt, kTLS/(DC)TCP causes HoLB in RPC workloads, which we will detail in the next subsection.

2.2 Message-Based Transport

Datacenter transport protocols need message-based abstractions [53, 35, 20], because their applications transmit structured data in an RPC (i.e., request-response) manner. This is a stark contrast to file transfer or streaming common in the Internet, which comprises bulk data transfer. RPCs are typically small (e.g., [49] reports half of RPCs have median requests and responses under 1530 B and 315 B, respectively.) and highly concurrent. TCP is unfit for RPCs, because TCP disregards message boundaries that the application would have implied (e.g., through separate `write(2)` for each message); it segments the bytestream into the packets by itself and reassembles those packets into the bytestream. Therefore, the application must embed a framing header that indicates the length before each message, so that the receiver application, which can read partial or multiple messages at once out of the bytestream, can reconstruct the original messages.

Those serialized messages in the bytestream, however, cause head-of-line blocking (HoLB). It is triggered by a packet loss but even without. Since the host network stack parallelizes packet processing on different CPU cores in a flow 5-tuple granularity to avoid packet reordering in a TCP connection, a small message may wait for a preceding large one to be pushed to the network (TX) or delivered to the application (RX). The application would increase the concurrency using multiple TCP connections, but a large number of concurrent TCP connections incur high processing overheads in both the kernel (e.g., cache pollution caused by connection metadata [17, 24]) and application (e.g., scanning many sockets [64, 35]). The concurrency degree is also limited by the port number space (65 K per server port).

In response, several message-based transport methods have been proposed. We review those next and summarize them in Table 1 to figure out the starting point of designing SDT.

Facebook introduced kernel connection multiplexer (KCM) [25] in their datacenter network stack [20]. It enables the use of the datagram socket APIs (e.g., `send/recvmmsg(2)`) over TCP connections. KCM decodes receiving TCP stream into the application-level messages inside the kernel using an eBPF program supplied by the application, but it incurs significant CPU overheads to locate the framing headers and leaves HoLB unsolved.

Minion/μTCP [33] enables a TCP bytestream to self-delimit using consistent overhead byte stuffing (COBS), reserving a single byte value (e.g., 0) as a delimiter and encoding the original data such that they do not include the delimiter at the expense of small extra data length. μTCP then enables out-of-order delivery by modifying the socket API so that the application can retrieve the out-of-order data from the kernel receive buffer. μTCP would solve the HoLB problem caused by packet losses, but not the one caused by per-flow CPU core assignment. Further, μTCP would introduce significant

	Delimiter	Frame decoding	HoLB (at loss)	HoLB (at CPU)	Wire format
KCM [25]	App-supplied eBPF prog.	Scan payload	✗	✗	TCP
μTCP [33]	Self-delimit by COBS	Scan & decode payload	✓	✗	TCP
Homa [35]	Framing header	Read first bytes in the payload	✓	✓	New protocol

Table 1: TSO-capable message transport abstractions.

Src port	Dst port	Msg ID	Msg len	Msg off	Payload
----------	----------	--------	---------	---------	---------

Figure 1: Generalized message-based transport packet format based on MTP [53] and Homa [35]. Shaded parts are identical between the packets that belong to the same message.

overheads that are non-negligible for datacenter applications to encode or decode the data.

Homa [35, 31], a new transport protocol with its own protocol number, natively preserves message boundaries. Homa solves HoLB on a packet loss by message-granularity delivery. Further, it solves HoLB on a CPU core by the shortest remaining processing time (SRPT) scheduling in a packet or message granularity even within the same 5-tuple, instead of always allocating the same core for messages in the same flow tuple. This minimizes the CPU *hotspots* in the stack.

A Homa packet *overlays* a TCP header to use TCP Segmentation Offload (TSO), where the NIC splits a TSO segment (TCP packet larger than the MTU size) generated by the transport layer into sequential MTU-sized or smaller TCP packets. TSO functions for segments whose network layer header indicates an undefined transport protocol [31, 34], but for such segments the NIC does not write sequence numbers in the resulting packet headers. Therefore, Homa embeds framing headers inside the TSO segment such that each of which is located at the beginning of the packet payload after TSO.

Figure 1 depicts a generalized packet format based on Homa and MTP [53], which also proposes a similar transport wire packet format for in-network computing and congestion control. Packets that belong to the same message have the same message ID and length (Homa locates those in the TCP Options space of the TSO segment, which is copied to all the resulting packets [22]), whereas each packet indicates its own offset within the message (Homa locates it in the framing header described above), as the message can exceed the MTU size. The packet length in the network layer header or another extra field (not in the figure) can be used to compute the length of the message portion in the packet.

We believe Homa is the most practical *basis* for a message-based transport protocol for datacenters in terms of abstraction and packet format, summarizing in Table 1. We do not claim that Homa is the best in terms of in-network congestion control, as different algorithms have different network requirements. However, Homa could be extended to implement other receiver-driven congestion control algorithms, such as NDP and dcPIM, as they have similar requirements in the host stack, such as packet scheduler to prioritize specific message types (e.g., *PULL* packets in NDP) and first-RTT data transfer. Fur-

ther, Homa is well documented and in active development¹. We thus base our SDT design on it.

2.3 TCP as Substrate for Offloading

TCP has been considered as a substrate for two reasons. The first is to traverse middleboxes that would drop non-TCP packets [33]. Many application-level message libraries, such as gRPC and ØMQ [65], use it, although message-based transport is more suitable. The other reason is to use hardware offloading, particularly TCP segmentation offload, which is most widely available for TCP and important to reduce the CPU cycles and thus energy consumption.

For datacenters, the TCP-as-substrate philosophy for the former still applies, because many middleboxes exist inside the cloud, including load balancers and network observability systems. However, middleboxes in datacenters would be less ossified or more evolvable than those in the Internet, because they are implemented, often in software [6, 10, 30], and operated by the same party. This contrasts with middleboxes in the Internet that even operators do not know their interference with unknown protocol or TCP extensions [22]. Therefore, the most crucial aspect of that philosophy in datacenters would be the second one, NIC offloading. It is essential to drive high-speed network fabrics, leave sufficient CPU cycles to the applications, and reduce energy consumption.

Having considered a plausible basis for message-based transport protocols, we now discuss how to achieve encryption with it. The most crucial question is whether NIC offloading of cryptographic operations would work for a non-TCP protocol, including Homa, together with TSO. The Chelsio T6 NIC, released in 2016, implements TLS offloading, but it strips even TCP options provided by the stack, which we experimentally confirmed, because its TLS offload relies on the TCP full offload engine (TOE). T6 is thus unsuitable for not only new transport protocols but even TCP extensions, which was unfavored by Netflix, Microsoft, and other operators [38].

NVIDIA/Mellanox ConnectX-6 DX (CX6) and -7 (CX7), released in 2020 and 2023, respectively, employ a different hardware architecture, *autonomous* offloading [38]. It enables the transport protocol to run in software and thus keep evolving, while offloading data processing in an application-level protocol like TLS. This architecture has been acknowledged by Linux and its software interface and hardware requirements for other vendors are documented [26]. Those NICs are widely used today, as NVIDIA has the largest NIC market

¹The current Homa implementation lacks several optimizations available in TCP and thus it does not always outperform TCP, particularly for large messages [56, 28]; we discuss proposed improvements in § 7.

share for 25 Gb/s and above (e.g., 65 % in 2019 [59]). Further, the distinctive software interfaces of [26] allow us to infer the TLS offload architecture of other NICs based on their Linux drivers. Microsoft/Fungible and Netronome NICs appear to have that architecture. Intel and Broadcom appear to not.

We test CX6 and CX7 NICs by generating a TLS/TCP TSO segment using kTLS, which is required to use the TLS offload. In the driver, we modified the protocol number field in the IP header right before the packet descriptor is linked to the hardware transmit queue; we weren’t able to do so with eBPF, because this action at the lowest level eBPF hook directed the packet to a different code path than TCP in the driver. Although we needed a small driver modification to adjust the offset to start the encryption, we confirmed that the resulting packets have encrypted payload while preserving the original TCP header structure with or without TSO. This observation opens up the pathway to designing a deployable new transport protocol that can benefit from *existing* hardware acceleration.

3 SDT Goals and Assumptions

We define three goals in our SDT design. First, to avoid HoLB caused by packet losses or CPU load balancing, SDT must **support message-oriented transport protocols** that can send and receive multiple messages out-of-order within the same 5-tuple while preserving message boundaries, such as Homa. Second, it must **support non-TCP/UDP protocol together with existing TLS hardware offload**. Although there have been attempt to repurpose the TCP protocol number to utilize offloading in existing NICs (e.g., STT [8]), it is unclear such an approach would be widely accepted or general enough, because it confuses middleboxes, which are also prevalent in the cloud, network management or monitoring systems. We focus on Autonomous Offload, the mainstream TLS offload architecture used today (§ 2.3). We believe enabling SDT without relying on the TCP protocol number largely improves applicability to various new transport protocols.

Finally, we design SDT to **secure communication based on the same threat model with TLS/TCP**, protecting the endpoints from data breach, packet injection, and replay attacks. We assume the host subsystem that executes the transport protocol, which is the OS kernel for our implementation, is trusted. Further, we assume the NIC is trusted, but we can extend this assumption to not; in that case, TLS-offload needs to be disabled so that the NIC only sees the encrypted packets. Our assumption is the same as that of sRDMA².

SDT assumes message-based socket abstractions where the application sends multiple independent messages and the receiver can receive those in any order. The current SDT extends Homa [35], because it provides datacenter friendly abstractions and could be extended to other receiver-driven

transport protocol (§ 2.2). SDT thus inherits all the Homa features, providing one-to-many style socket abstraction where the sender application can send RPC messages to different receivers on the same socket, like UDP and SCTP. Messages have unique IDs and can be sent or delivered out-of-order within the same 5 tuple. Message delivery is reliable with packet retransmissions.

SDT is activated via `setsockopt()` that registers the Initialization Vectors (IVs), session keys, and record sequence numbers negotiated by the applications using the standard TLS handshake—same as kTLS. We discuss faster key exchange in § 4.4. Once SDT is activated on the socket, a plaintext RPC written by the application is encrypted by SDT. At the receiver, SDT decrypts the RPC and the application reads the plaintext one.

4 SDT Design

The main challenge in designing SDT is *fitting unordered messages into a stateful TLS sequence in the NIC*. This challenge is similar to that in TCP extension design to cope with middlebox interference. We must prevent the NIC from seeing an unexpected packet, because the NIC requires specific packet input to correctly encrypt the intended traffic, much like Internet middleboxes (e.g., block packets with an unexpected acknowledgement number [22]).

The different features between TCP and message-based transport protocols along with NIC features, listed below, make this challenging.

Unordered message. Message-based transport (§ 2.2) means that the transport layer can send multiple independent messages in any order by the scheduler or congestion control algorithm even within the same flow 5 tuple. This is a stark contrast to TCP. It serializes all the transmissions, including retransmissions, to minimize packet reordering. TCP transmits packets in the syscall context (e.g., when a new data is written by the application and a sufficient window is available) or interrupt (softirq) context (e.g., when a received ack packet triggers transmission of new data in the send buffer), both of which are performed while locking the socket.

Message-level locking. However, message-based transport would take message-level locking without socket-level one for better message-level parallelism and flexible scheduling, as done in Homa. Further, receiver-driven transport protocols, such as NDP and Homa, run a dedicated packet scheduler thread that controls when the packet is dispatched to the network for fine-grained network utilization. For example, Homa sends small messages directly in the syscall context, but parts of large messages are pushed by the scheduler. When the Homa sender receives a *Grant* packet, in which the receiver grants the sender transmission of new data, it sends data chunks in the softirq context. Concurrency between syscall, scheduler, and softirq poses challenges (§ 4.3).

Stateful in-NIC TLS sequence. The NIC based on Au-

²Although sRDMA [58] assumes compromised end systems since it would be vulnerable if the memory management subsystem was hijacked, we consider both SDT and sRDMA as vulnerable for compromised OS kernels.

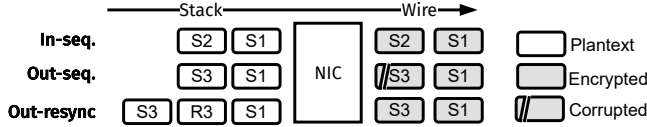


Figure 2: Encryption with autonomous Offload [38]. Each rectangle represents one TLS record that contains one or more packets or TSO segments. The HW expects S2 after S1 to produce correct *next* encrypted segment (In-seq); if S3 arrives, it generates a corrupted one (Out-seq.). A resync packet (R3) changes the seqno HW expects to S3 (Out-resync).

Autonomous Offload (AO) maintains per-flow TLS contexts. Figure 2 illustrates how AO works. When the NIC sees the packet and its metadata indicates TLS offload, it checks whether the packet is what it expects with the context; if it is not, the NIC generates a wrong TLS record header or authentication tag, leading to failure of decryption. When the software needs to send a packet that the NIC does not expect, it must put a *resync* packet before that packet in the queue, to make the NIC expect that packet.

4.1 Message Transmission

To send application data, the application hands a message to SDT that frames, and segments the message into a SDT TSO segment. Each TSO segment will be converted to a TLS record and encrypted by NIC.

Application message framing. When the application writes a plaintext message to the SDT socket, the transport layer logically frames the message into packet-sized chunks (Figure 4 right). This is a stark contrast to TLS over TCP, including kTLS, where the transport protocol can be unaware of the application-layer protocol (Figure 4 left). To allow SDT to utilize existing NIC offloading for cryptographic operations, it is unavoidable that the framing headers, which are a part of the transport protocol metadata (i.e., processed by the transport protocol implementation) but embedded in the payload in terms of TCP header semantics (i.e., after the TCP options space), are covered by encryption (Figure 4 right); at the receiver, the transport protocol, not the application, must decrypt the packets to read those framing headers (we discuss more in § 4.2).

TSO segment format. When a message fits in the TSO size, SDT creates a segment³ with one TLS record; the figure shows this case. When the message is larger, multiple segments are created, each preceded by one TLS record header. Figure 3 illustrates the SDT segment format that results in three packets on the wire.

TLS record mapping. TLS over TCP means mapping size-preserved messages (i.e., TLS records) into a bytestream. The NIC needs to parse the bytestream for each segment, because it may contain one or more partial TLS records. This makes

³The term always refers to TSO segment hereafter.

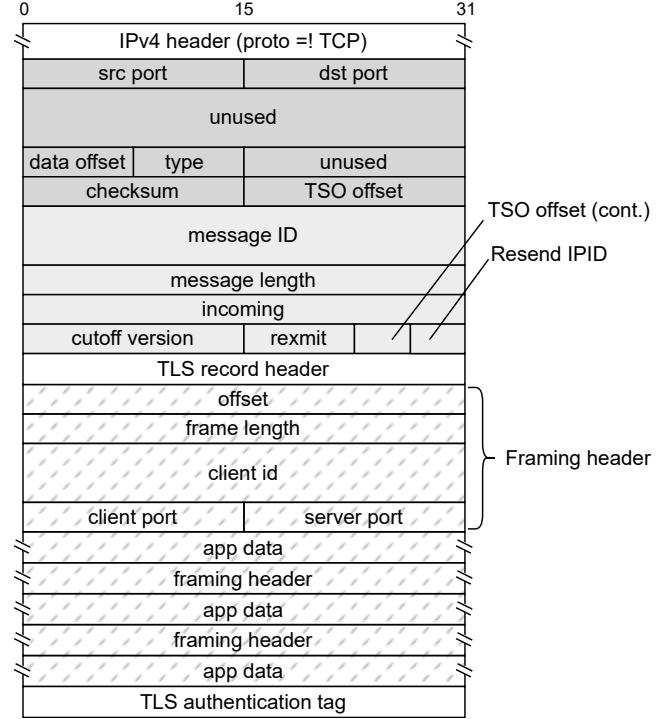


Figure 3: SDT TSO segment format being split to 3 packets. Dark and light gray parts overlay TCP common header and options space, respectively, and are replicated over the packets by TSO. The NIC encrypts the dashed area. TLS record header is actually 13 B and the authentication tag is 16 B.

hardware offloading complicated, because, for example, retransmission needs to resync not only the TLS record header but also the offset within the record [38].

The implication in transport protocols that natively preserve message boundaries is simpler mapping, because they can guarantee that each packet does not cross message boundaries. One would therefore simply map one transport-level message to a TLS-level one, but it limits the maximum message length, because the maximum TLS record size is 16 K B. Since the maximum transmission unit that the NIC can handle is a TSO segment, we opt for mapping the TLS record aligned with that so as to minimize the offloading overheads, which are preparing necessary metadata and link it to the NIC packet buffer.

4.2 Message Reassembly

TLS record reassembly. When a receiver receives some packets that belong to the same message, it must reassemble those into one or more segments and then to the whole application message. Although the common case is in-order packet arrival, we must handle packet reordering. The challenge is that the receiver must reassemble the TSO segment or the TLS

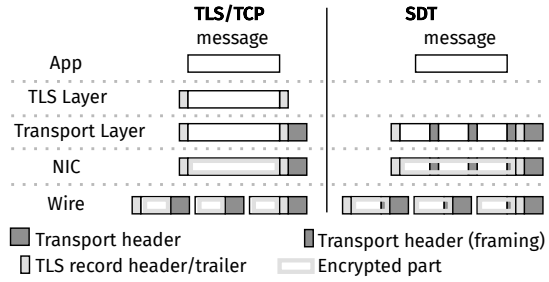


Figure 4: The send path of a single app message over TLS/TCP and SDT. Homa, which SDT extends, inserts framing headers within the app message. The NIC encrypts the message that includes those headers as the TSO segment payload.

record without reading framing headers, because those are encrypted (without TCP sequence numbers; see § 2.3).

We have two options. The first one, which we currently use, is to use the 16-bit IPID value in the IPv4 header, which is incremented from 0 over TSO-ed packets. To identify the completion of reassembling the TSO segment, we can use the message ID and length that appear in all the packets (Figure 1). The other option is to disable TSO but still employ TLS offload. However, the penalty of disabling TSO in SDT or Homa would not be as large as in TCP cases. This is because, although TSO does both segmentation and checksumming, Homa does not use the latter or guarantee message integrity (SDT intrinsically does it based on message encryption and decryption). This option allows us to embed any ID in the transport protocol header field(s), including the ones we use for retransmission, as described next.

When the receiver reassembles a TSO segment, it does not have to wait for the first packet of the next TSO segment that has the initial ID (e.g., IPID 0), which even might not come. This is because SDT uses a per-TSO segment TLS record, as mentioned earlier, meaning that the record header in the first packet indicates the total length of the TSO segment. After the receiver has reassembled a complete TSO segment, the `recvmsg` syscall context performs decryption.

Retransmissions. We must handle two cases: actual packet loss and spurious retransmission, which must be ignored by the receiver. Retransmissions need to have the original segment offset, but since we use IPID for that and retransmitted packets have different ones, we embed the original offset within the TSO segment in the unused space of “TCP” header (outside of the encrypted area).

Application message reassembly. When the application message consists of multiple TSO segments, after reconstructing the TSO segment, the receiver must find the offset of it inside the message. SDT embeds the *TSO offset* in the urgent pointer field (which we confirmed that the NIC keeps the original value over the packets when performing TSO as long as the

urgent pointer flag is unset) plus a 4-bit extended field in the options space in the overlayed TCP header (see Figure 3).

4.3 Hardware Context Management

Message-level parallelism (§ 4) poses challenges to use TLS offloading designed for TCP. We first review how TLS offload works for TCP based on AO (Figure 2), and then describe how we fit SDT’s message-based transmissions into TLS records in the same flow.

4.3.1 TLS TX Offload

The kTLS layer embeds the TLS record header and placeholder authentication tag in the eventual TSO segment created by the underlying TCP implementation [38]. The kTLS layer initializes and installs the cryptographic engine in the NIC beforehand. Meanwhile, the device driver maintains a *flow context* that mirrors the hardware-internal state of the TLS stream associated with this engine. This flow context is referred to by the egress segment. When the segment is pushed down to the NIC driver, the context has an *expected* TCP sequence number, and as long as the driver receives such a segment, it keeps passing the segment to the device, because the internal state of the hardware embeds a valid authentication tag by incrementing the internal state.

When a packet is retransmitted, the driver sees an unexpected sequence number against the flow context. Since the flow context or hardware does not expect the sequence number of the retransmitted packet, the driver *resyncs* the record sequence number of the retransmitted packet and the flow context’s expected sequence number, as in Figure 2.

A retransmitted packet and the associated resync descriptor may be sent by a different CPU core than the original one and thus go to another NIC queue. It is not a problem for TCP, because the state is shared behind those queues (i.e., in hardware). Since TCP locks a socket when transmitting or retransmitting a packet, packets in the same connection are always serialized irrespective of the NIC queue selection. Therefore, the resync descriptor is read by the device immediately before the retransmitted segment.

4.3.2 Message-Level and Segment-Level Conflict

Message-level parallelism means that multiple messages can be sent by the different CPU cores without being serialized like TCP.

When two new messages in the same flow tuple, each consists of a single segment, are sent to the NIC, each message would set a resync packet (Figure 2, R3) before it to make the NIC expect this message. However, the problem is that hardware processing between two descriptors, including those for resync and message, is not atomic. Although the device reads the descriptors in order within the transmission queue,

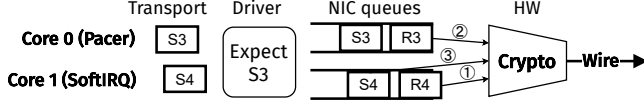


Figure 5: Race condition between TSO segments. When the device reads Segment 4 after reading Resync 3, the NIC generates an invalid TLS authentication tag.

it can read one packet from one queue then another from a different queue, before reading the next packet from the first queue. As a result, the device may read the resync descriptor for the first message and then read that for the other message in a different queue. When the first message is read by the hardware after that, since the hardware expects the second message, it makes incorrect encryption to the first message, leading to decryption failure.

A similar, more complicated problem happens between segments even within a message. Consider a message that consists of 4 segments (and thus in the same 5 tuple), which we illustrate in Figure 5. After the first two segments are sent by the scheduler thread (§ 4), the host receives a grant packet. The softirq thread, which runs on a different CPU core than the scheduler, pushes the next (third) segment to the NIC over a different queue (due to the different CPU core). At the same time, the scheduler pushes the next (fourth) segment to the other queue.

This is where several patterns of race conditions can happen, as illustrated in Figure 5. First, for a number of reasons, the last segment sent by the softirq can arrive at the driver earlier than the preceding one sent by the scheduler. In this case, the driver sees an unexpected record sequence number (SDT uses it instead of the TCP sequence number), and thus it inserts the resync descriptor in front of the descriptor for this segment. Slightly later, the scheduler-pushed segment arrives at another queue, and the driver sees the unexpected sequence number (because it has already updated the state based on the softirq-pushed segment). Therefore, the driver inserts another resync descriptor in the queue. At this point, one queue has the fourth segment preceded by the resync descriptor, and another queue has the third segment preceded by another resync descriptor.

As before, the device may read the resync descriptor for the fourth segment and then read that for the third segment, before reading the fourth segment. In this case, the device generates the authentication tag for the fourth packet based on the resync-ed record sequence number for the third packet, which is invalid for the fourth packet. Note that, even if the segments arrive at the driver in-order, the device may read those segments, located in different queues, out-of-order. In the above example, the NIC would generate the authentication tag based on its internal state that expects the record sequence number 3, which is invalid.

One possible option is to enforce all the segments with the same 5 tuple to go to the same NIC queue. However, it would create a hot spot of lock contention on the queue. On

the other hand, unless we pin the scheduler and softirq threads on specific CPU cores, which we do not wish for CPU load balancing, those threads can run on any CPU cores.

Therefore, we allocate a flow context for each message, which lasts for the lifetime of the RPC. The context is recycled over non-overlapping RPCs in the same 5 tuple to minimize the NIC resource usage. Nevertheless, the NIC can maintain millions of flow contexts and packet transmissions effectively hide the cache evictions and admission [38, 39]. In addition, to mitigate lock contention hotspots, we select the NIC queue associated with the context in a round-robin fashion, meaning that the message segments in the same 5 tuples can be sent to different queues. This enables RPCs in the same 5 tuple to be balanced to multiple queues, avoiding HoLB within the same 5 tuple.

4.4 Key Exchange

Key exchange is crucial for cloud applications to start data transfer as soon as possible. Although the default option reuses the standard TLS handshake (§ 4) and the application reuses the same shared key over the same source-destination 4 tuple for a while, it would be useful if the application could achieve fast key exchange, as new clients and servers keep arriving and departing. In this section we introduce methods to enable faster key exchange that relies on internal DNS resolvers, which the application provider would have access.

4.4.1 Key Management and Encryption Algorithms

Key exchange methods widely used in the Internet would be expensive in datacenters, indicating the need for alternative methods. Table 2 shows the latency breakdown of the standard TLS 1.3 handshake with 2048-bit RSA and 256-bit ECDSA obtained by timestamping the `picotls` library.

Key pre-generation. To save S2.1 and C1.1, the server and client would maintain a list of stand-by key pairs created prior to a handshake. This would be feasible in datacenters, which often centralize administrative control such that a choice of security parameters is made upfront and can be relied on.

ECDSA authentication. To save S2.5, C5.1 and C5.2, we should use ECDSA for authentication because of better computational efficiency than RSA; a server would cut hundreds of μ s in `CertVerify Gen`. This is more true for when mutual authentication is needed, because the main cost on the server side is $1 \times \text{Sign}$ and $2 \times \text{Verify}$.

Short certificate chain. To save C4.2, we should setup short certificate chain and specify CA verification key among all endpoints. Our experiment shows that `Verify Cert` is about 52% faster with the verification key specified in a short chain as it avoids search for the right CA certificate and long chain verification. Given the internal CA issuing certificates within a datacenter, we could omit backward compatibility features.

Server	ID	Operation	Overhead (μs)
Handle CHLO	S1	Process CHLO	1.8
Generate SHLO	S2.1	Key Gen	67.9
	S2.2	ECDH Exchange	265.0
	S2.3	SHLO Gen	75.2
	S2.4	EE & Cert Encode	13.6
	S2.5	CertVerify Gen	137.6* / 1344.0 ⁺
	S2.6	Secret Derive	48.6
Handle Finished	S3	Process Finished	44.4
Client			
Generate CHLO	C1.1	Key Gen	61.3
	C1.2	Others Gen	5.5
Handle SHLO	C2.1	Process SHLO	2.6
	C2.2	ECDH Exchange	88.7
	C2.3	Secret Derive	48.8
Verify Cert	C4.1	Decode Cert	0.1
	C4.2	Verify Cert	483.4
Verify CertVerify	C5.1	Build Sign Data	1.4
	C5.2	Verify CertVerify	196.3* / 67.1 ⁺
Handle Finished	C6	Process Finished	42.6

Table 2: Server-side (top) and Client-side (bottom) TLS handshake overheads (* with ECDSA and + with RSA).

4.4.2 0-RTT Data and Key Exchange

Datacenter transport protocols, such as Homa and NDP, send an RPC already on the first RTT without transport-level handshake. 0-RTT data could be based on the TLS 1.3 handshake with the aid of DNS records to distribute a *short-lived* ECDH public key share of the server⁴ to remove 1 RTT from the initial handshake. Servers reuse the short-lived key pair across multiple connections and regenerate the key pair periodically.

Unlike the Internet, the datacenter or cloud provider could operate its own root CA that also acts as the internal DNS resolver. We assume SDT servers upload key information to the resolver as the *SDT-ticket* that contains: (i) the server’s short-lived ECDH key; (ii) cryptographic parameters such as key exchange algorithm, cipher suite, and signature scheme; (iii) maximum size of the early data; (iv) certificate that authenticates the server; (v) server’s signature of the SDT-data using the private key from the certificate.

We could design two variants of key exchange over 0-RTT data—with and without the forward secrecy property of data on the second and later RTTs. Either way the sdpc client obtains the *SDT-ticket* via a DNS query and authenticates the ticket, which can be done way before the handshake. It then sends the ClientHello (CHLO) with the ticket identity, forward secrecy requirement and the early (0-RTT) data that is encrypted by *SDT-key* derived from the client’s ephemeral key and server’s short-lived key via a ECDH exchange. When the ticket authentication fails (e.g., expired ticket or failed signature verification), the client should perform the standard TLS initial handshake.

We would configure SDT servers to manage multiple SDT-tickets whose validity period overlaps with others for seamless ticket transitions. Those tickets should have different DH groups; otherwise the usage of short-lived key share would

force clients connecting to the same server to rely on a single DH group, which undermines the key exchange security.

Upon receipt of CHLO, if forward secrecy is requested, the server generates the server ephemeral key and computes the *fs-key* using the client ephemeral key. The server then sends back ServerHello (SHLO) that carries 0-RTT reply data encrypted by the *fs-key* if forward secrecy is used, otherwise *SDT-key*. SHLO does not contain the server certificate, because it is embedded in the SDT-ticket. The handshake completes with exchanging Finished messages. When forward secrecy is enabled, the client computes a *fs-key* from the server ephemeral key obtained from SHLO.

Client 0-RTT data is not forward secure, like that in the resumed handshake in TLS 1.3. We can control the level of the risk by limiting the valid period of the SDT-ticket. Like TLS session tickets, we suggest the SDT-ticket be valid for less than one hour based on the industry practice⁵ for 0-RTT data. To mitigate replay attack, despite limiting the ticket lifetime, another countermeasure is to record the random number in CHLO at the server side as stated in TLS 1.3 [44].

SDT session resumption follows the standard TLS 1.3 procedure [44], which already enables 0-RTT data. Similar to the initial handshake, one ECDH exchange is omitted when forward secrecy is disabled.

4.5 Implementation

Current SDT implementation supports Linux kernel 6.2. It consists of approximately 2800 LoC patch to the Homa/Linux kernel module and 300 LoC patch to the Nvidia/Mellanox mlx5 driver. Only those two kernel modules need to be re-compiled and reloaded.

For key exchange, we extend picotls library, adding a new extension type of `psk_sdp_ticket` to indicate the use of SDT-ticket. We reuse the extension field of `pre_shared_key` to specify the identity of SDT-ticket being used in the current handshake. Like session resumption, we use `psk_key_exchange_modes` extension to request an additional key exchange for forward secrecy.

5 Evaluation

We measure the performance of SDT in comparison to TLS/TCP and other systems.

HW&OS. We use two identical machines connected back-to-back. Each machine is equipped with two Intel Xeon Silver 4314 CPUs and NVIDIA/Mellanox ConnectX-7 100 Gb/s NIC. They install Linux kernel 6.2. We use one NUMA node, and separate cores for softirq contexts and application threads. The network MTU size is 1.5 K B.

⁴Inspired by Encrypted Client Hello [45].

⁵CloudFlare rotates session ticket keys hourly [61]

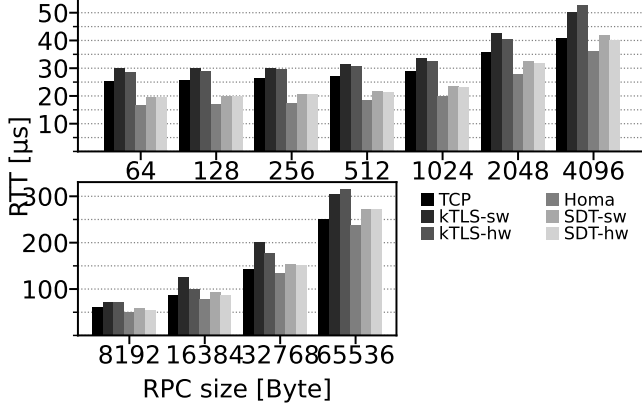


Figure 6: Unloaded RTTs of various sized RPCs. Standard deviations are 2–12 %

5.1 Unloaded RTT

We first measure RTT of a single RPC without concurrent RPCs, using our custom application to highlight software overheads of the network stack, including the transport protocol, without the effect of queuing or application-level processing delays. Figure 6 shows the results.

SDP outperforms kTLS by 13–32 % with TLS offload and 10–35 % without it. Since Homa is faster than TCP by 5–35 %, SDT does not diminish the advantage of Homa over TCP. The margin is smallest with 65 K B RPCs, because the Homa receiver waits for the arrival of the entire RPC (that consists of multiple packets) before delivering (copying) data to the application, whereas TCP overlaps packet reception and app-data delivery due to its streaming abstraction. This is not a fundamental limitation of Homa and there exists work to remedy this issue [28, 36], and once it is merged into Homa, we expect that Homa and SDT outperform TCP variants by larger margins.

The benefit of hardware offloading is small (up to 7 % in SDT) in this experiment. For small messages, this is due to low encryption overheads and per-segment cost incurred to populate offloading metadata (§ 4.3.1). For large messages, the bottleneck is not encryption but data copy. To confirm the similar characteristics of larger message, we experimented with 500 K B RPCs (not plotted); it exhibited little (1 %) latency benefit of hardware offloading. In the next experiments where CPU cores are more loaded due to concurrent RPCs (§ 5.2) or complex app-level processing (§ 5.3), we observe a larger benefit of hardware offloading.

5.2 Throughput

Next, we measure the performance of SDT in the presence of concurrent RPCs and multiple application threads. We generate concurrent RPCs using 4 and 15 threads at the server and client, respectively, to stress the server.

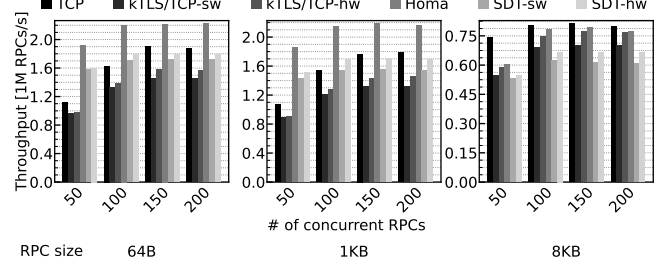


Figure 7: Concurrent RPC throughput.

Figure 7 shows the throughput over different numbers of concurrent RPCs for three RPC sizes. For 64 B messages, SDP exhibits higher throughput than kTLS by 13–63 % with TLS offload and 18–64 % without it; those improvements with 1 K B messages are 16–67 % and 16–60 %, respectively.

SDT exhibits lower throughput than kTLS with 8 K B messages, by 6–13 % with TLS offload and 3–13 % without it, because, as before, Homa is unoptimized yet for large messages in comparison to TCP.

In SDT, advantage of HW is largest with 1KB cases (5–10 %), because 8 K B cases (3–8 % improvement), throughput are constrained by the lack of pipelining.

5.3 Redis

What does using SDT in a real-world application look like? To answer this question, we report our experience of adding support for SDT in Redis, a widely used key-value store. The vast majority of effort was supporting vanilla Homa; once it is done, support for SDT was trivial, because it integrates encryption within the transport protocol; it simply adds `setsockopt` to the socket to register the key (§ 4). We thus mainly discuss adding support for Homa in Redis.

Redis adopts a single-threaded design and monitors concurrent clients using an `epoll` event loop; each client connects to the server over a TCP connection. Since a Homa socket can communicate with multiple clients, Redis/Homa could directly block on `recvmsg(2)` syscall. However, to enable sharing the same database while supporting both TCP and Homa clients, we register the SDT socket (for all the SDT clients) to the `epoll` socket. The Redis server reassembles messages in the bytestream by locating the Redis headers in the bytestream; in case of a partial read, Redis maintains the current offset of the message that has been received. Since Homa preserves message boundaries, Redis/Homa does not need to maintain the partially-received request state.

Our modification in Redis is straightforward, because Homa and SDT provide true file descriptors and the Redis instance can monitor both TCP and SDT clients in the original `epoll` event loop. This is not the case for supporting a kernel-bypass TCP stack as done in mTCP [32], Demikernel [66] and Paste [21], which need to replace the whole event loop, disallowing the clients to access the same database over the regular kernel TCP stack. The same goes to TCPLS, because

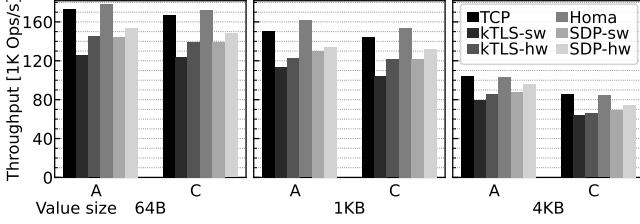


Figure 8: Redis throughput on YCSB (A: Update-heavy and C: Read-only).

it uses its own event loop based on `select` to manage the underlying TCP connections. Therefore, TCPLS’s descriptor on which the application performs I/O requests cannot be registered to the OS-driven event loop like `epoll`.

Results. Figure 8 shows throughput measured by YCSB-C [43], a C variant of YCSB [7], which generates workloads based on real-world key-value store systems. We extended YCSB-C to support Homa and SDT. Its default value size is 1 KB, but to see the impact of different value sizes, we also test with smaller (64 B) or larger (4 KB) values. To saturate the server, we use multiple threads and cores at the client, each opens its own socket to send requests to the server in parallel.

We compare SDT with or without TLS offload against TCP and TLS/TCP. The native Redis implementation uses user-space TLS that does not support hardware offload (TLS in the figure), but we added support for kTLS to make fair comparison to SDT.

SDT outperforms Redis/TLS in all the YCSB workloads and value sizes. SDT without TLS offload outperforms user-space TLS by 5–24% and kTLS without offload by 8–22%. When TLS offload is enabled, SDT outperforms kTLS by 5–18%. Recall that the throughput of Homa and SDT was constrained to around 700 K RPCs/s by the `softirq` thread in § 5.2 (Figure 7). Since Redis has a considerable amount of app-level processing overheads (e.g., request parsing and database manipulation), the overall rates are below that rate, and thus Homa and SDT always outperformed the TCP counterparts.

TCP (without TLS) performs slightly better than Homa with 4 KB items, because it is optimized for large transfers. However, SDT, even without TLS offload, always outperforms TLS. Similar to 8 KB RPC cases in Figure 7, this highlights the better processing locality achieved by transport-level integration of cryptographic operations.

5.4 In-Kernel Client: NVMe-oF

In addition to user-space network applications like Redis, there exist in-kernel applications, such as NVMe-oF and NFS, that directly use the kernel TCP/IP suite. To show the applicability of SDT, we added experimental support for it in NVMe-oF implemented in the Linux kernel. NVMe-oF is a remote block storage service to efficiently connect fast NVMe-based SSD devices and network clients. It is implemented in

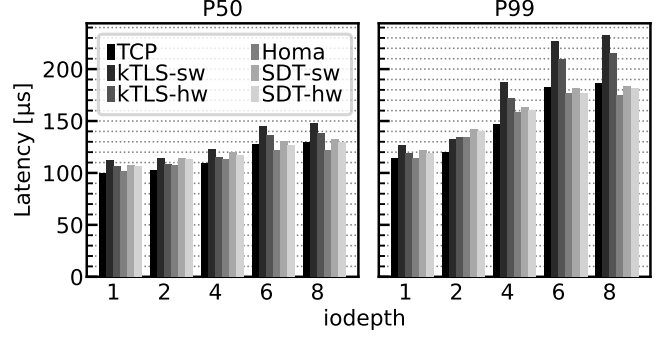


Figure 9: P50 and P99 latency of NVMe-oF.

the kernel to avoid overheads of moving the data to the user space out of the kernel block layer and then moving the data back into the kernel to send it over TCP for read requests.

Similar to Redis, the most effort was about supporting Homa, and once it was done, SDT support was trivial. It was slightly harder than Redis due to the lack of Homa APIs for kernel clients, which we thus implemented. We needed to modify the NVMe-oF layer, because it expects stream abstraction of the data for networking, whereas SDT inherits Homa’s RPC abstraction. Our NVMe-over-Homa/SDT works as following. When a client issues a write request, the server replies with *right-to-transmit* capsule which is the same as TCP. The client then sends a data payload as a request, and in response, the server replies with another *right-to-transmit* capsule. With TCP, the client would continuously send data payloads after getting the first *right-to-transmit*, which can be in multiple TCP packets. Finally, once all the expected data has been sent, the server replies to the last data payload with an *end* capsule, as in the TCP case. Reads are handled in a similar way. Since the NVMe stack is implemented inside the Linux kernel block layer, we can use unmodified client applications on top of it.

Our current implementation is in early stage and still expensive, including one extra data copy compared to TCP and lack of support for multiple I/O queues.

Results. We use `fio`, a widely-used storage benchmark tool, to generate random read requests to the remote SSD node over TCP, kTLS, Homa or SDT. We use the default NVMe block size, 4 KB, and force the data to be read from the NVMe SSD, not from the page cache.

Figure 9 plots the P50 and P99 request latency over varying io depth, the number of requests sent without waiting for the response to the previous requests. Although we were not able to observe the advantage of Homa or SDT when io depth is 1–4 at P50 or 1–2 at P99, we saw up to 7 % (with TLS offload) or 15 % (without it) of P50 latency reduction, and up to 16 % (with TLS offload) or 21 % (without it) of P99 latency reduction.

Unlike Redis cases, we were not able to observe clear advantage of hardware TLS offloading, likely because the benefit was masked by other NVMe device or stack overheads that

increase the end-to-end latency. We leave further analysis and improvement of NVMe-oF/SDT as future work.

5.5 Comparison with TCPLS (and QUIC)

TCPLS [46] augments TCP by extending TLS 1.3 (§ 2.1). We compare SDT with TCPLS, because it outperforms all the QUIC implementations they tested, including Quicly (the fastest one), Msquic and mvfst, by at least $2.4\times$ [46]. Figure 10 plots unloaded latency to highlight software overheads. SDT without TLS offload exhibits 5–18 % lower latency than TCPLS. SDT with TLS offload achieves 12–18 % lower latency than TCPLS (which cannot use offload, see § 2.1).

5.6 Key Exchange Performance

We implemented the handshake methods that support 0-RTT data with and without forward secrecy (§ 4.4). Figure 12 plots RTT of initial handshake and resumption with each method, plus the baseline that performs the standard TLS 1.3 handshake over Homa (no pre key generation or short certificate chain). We use ECDH key exchange based on secp256r1, cipher suite of aes128gcmsha256, and ECDSA associated with secp256r1 signature algorithm.

SDT initial handshake (Init-FS) is faster than the standard TLS (Init-1RTT) by 37–44% when forward secrecy is enabled, otherwise (Init) 52–55 %. Speedup with Init-FS over Init-1RTT is 794–946 μ s. In addition to RTT saving, it removes C1.1 in Table 2 (by key pre-generation), C4.1, C4.2, C5.1, C5.2 (by verifying the certificate and signature obtained from SDT-ticket beforehand) at the client side and removes S2.1 (by pre-generated ephemeral key share) and S2.5 (already in the SDT-ticket) at the server side.

Compromising forward secrecy (Init) saves an additional ECDH exchange for fs-key calculation at both ends (S2.2 and C2.2) compared to Init-FS, further increasing the margin over Init-1RTT to 1120–1171 μ s. The margin between Init-FS and Init is 214–334 μ s.

For resumption, our implementation also uses pre-generated key at both ends. The margin between RsmP-FS and RsmP (no forward secrecy) is 338–387 μ s; it is reasonable, because the additional costs of S2.2 and C2.2 are similar.

6 Discussion

Transport-Level Integrity. When TSO is used for non-TCP protocol, the NIC does not embed checksum in the overlaid TCP header field, meaning that checksum offload impossible; this is the case for Homa and it does not guarantee message integrity. Therefore, when the application wishes message integrity to be guaranteed, it must checksum and verify the data by itself.

SDT intrinsically obviates this problem in its encryption/decryption and authentication process, because encrypting and

decrypting the message with TLS means integrity is checked. Further, the cryptographic operation can be offloaded to the NIC hardware.

Better Message Reassembly. IPv6 does not have an equivalent field to IPv4 IPID, which we currently use to sort the packets in the TSO segment (§ 4.2). Although we could be optimistic that the NIC vendor would enable sequence number embedding for non-TCP packets as it would not require significant NIC architecture change. As discussed in § 4.2, we could use TLS offload without TSO, but with GSO, a software variant of TSO, having it embed TCP sequence numbers.

Receive-Side Offload. Receiver-side cryptographic NIC offload is challenging because the NIC does not direct the incoming non-TCP packets into its cryptographic engine, although it would be a trivial effort for the vendor to do so; for example, Pensando Elba has a P4-based ingress packet processing engine [2] behind the cryptographic engine. Although we confirmed that the sender-side offload accelerates the RPC throughput by up to 5–13 %, receive-side one would accelerate it further. Another option for receive-side offload is to use the TCP protocol number and *reserve* a portion of the port number space. This method, however, has a problem with confusing middleboxes, which are also prevalent in the cloud infrastructure [30]. In fact reusing the TCP header and protocol number for TSO and Large Receive Offload (LRO) has been proposed by Stateless Transport Tunneling (STT) [8], but not been standardized. If this approach is widely accepted, SDT would reassemble the packets based on the TCP sequence numbers instead of IPID. Sender-side challenges discussed in § 4.3 remain unchanged.

Encryption Protocol. PSP [15] is an encryption protocol introduced by Google to encrypt datacenter traffic. It encapsulates the original TCP/UDP packet in a UDP and PSP header. PSP is hardware-offload friendly, and Falcon [9] uses it. SDT would support PSP in addition to TLS, but the challenges to encrypt message-based transport protocols discussed in this paper are still valid, unless the NIC explicitly supports the SDT packet format, because encryption would happen per TSO segment that includes framing headers and PSP uses a single encryption offset. We plan to explore the usage of PSP instead of TLS when a NIC with PSP offload becomes available.

6.1 Limitation

SDT supports almost the same threat model as TLS/TCP, but there is one possibility where its privacy-preserving property would be weaker than TLS/TCP. Ford [12] outlines the “weak” attackers that infer the activity in the traffic by reading unencrypted TLS metadata over the TCP traffic [51]. The relevant one is that, if the packet boundaries are aligned with the TLS record headers, it would ease locating an unencrypted TLS record header.

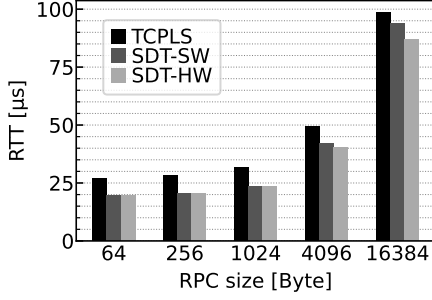


Figure 10: TCPLS comparison.

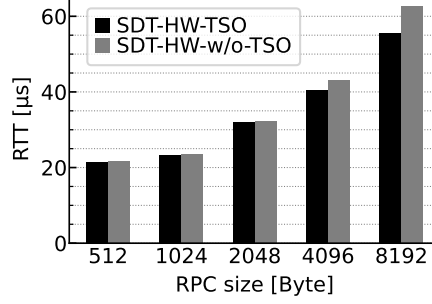


Figure 11: Effect of TSO.

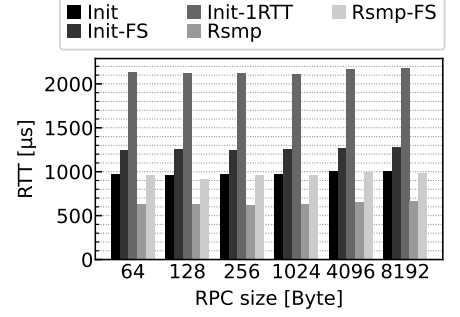


Figure 12: Key exchange latency.

In TCP, when the application continually writes back-to-back messages each preceded by a TLS record header and the stack immediately sends every message, those record headers always appear at the beginning of the packet payload. This can happen more likely when the `TCP_NODELAY` option has been set to the socket, but even without—when the stack sees a write smaller than the MTU, it often sends the data without waiting for the next one. However, if multiple messages *together* form TSO segment(s) (since the NIC splits those into MTU-sized packets), the record header positions are unlikely aligned with the beginning of the packet payload except for the first one. In other words, TCP could obfuscate record boundaries inside the bytestream.

SDT currently places TLS record headers aligned with message boundaries, always creating a similar case to the former scenario. A possible mitigation is, as suggested in [12], to encrypt the TLS metadata including the record headers. We leave the exploration of this direction as future work.

7 Related work

We already discussed transport-level encryption in § 2.1 message-based transports in § 2.2; we discuss the rest here.

Transport multiplexing. Aquila [14] and EQDS [34] allow all the host traffic, such as TCP and RDMA, share the same network fabric. EQDS sits between the stack and NIC as *edge functions* and schedules all the traffic throughout the fabric using an NDP-derived low-latency, high-utilization control loop over UDP. Aquila attaches an integrated ToR-in-NIC (TiN) chip to the host, and delivers all the traffic between TiNs over hardware-based transport (GNet). SDT could be multiplexed in those while providing the abstraction and encryption to the application. SDT would also be used between edge functions.

RDMA network security. ReDMArK [47] demonstrates packet injection attacks based on impersonation and unauthorized memory access in RDMA networks and then argues the necessity of encryption, using techniques like IPsec or sRDMA [58]; those attacks are mitigated in SDT. sRDMA employs symmetric cryptography for authentication and encryption, and extends the RDMA packet header to embed MAC. The application establishes RDMA connections (QPs) with the agent in the local SmartNIC whose CPUs perform

authentication and encryption jobs, attaching or removing outer headers. [52] proposes encrypting RDMA packets with DTLS using hardware acceleration, but SDT does not opt for DTLS, because we also wish to use TSO.

Host stack enhancements. Kernel bypass networking is a common way to implement a fast user-space TCP stack [24, 29]. It is also used in production systems to accelerate the continual engineering cycle in large operators like Google [30] and Alibaba [67]. SDT could be implemented in user-space, as it does not prohibit the use of relevant offloads. Kernel stack improvements are complementary to the SDT implementation, such as batching [17], zero copy [64], and fine-grained core allocation [5], although TCP-specific ones, such as congestion control [1] and handshake improvements [40], are irrelevant.

Homa improvements. ByteDance has reported their effort of improving Homa for their RPC traffic [28], improving large send performance with pipelining, congestion control with better RTT measurement, loss detection, and buffer estimation to coexist with TCP traffic. Those techniques are transparently applicable to SDT; they report Homa’s throughput is lower than TCP when the message size is larger than 50 KB, which we also observe similar in § 5.

Key exchange acceleration. SSLShader [23] and Smart-TLS [27] accelerate TLS handshake using GPU and SmartNIC CPU cores, respectively. Those can be used for SDT if key exchange is performed based on TLS, although we explored lightweight methods based on symmetric keys (§ 4.4).

Support for a new threat model. ERIM [60] protects sensitive data based on Intel MPK instructions and demonstrates protecting `nginx` session keys. This system would allow the applications on SDT to untrust the OS kernel; in that case, SDT needs to be implemented in the user space, perhaps extending the user-space implementation of Homa [31].

8 Conclusion

We explored a rather conservative approach towards deployable secure datacenter transport protocols, based on the kernel implementation of Homa and the existing TLS offload engine designed for TCP. SDT enabled low short message latency and high throughput while benefiting from hardware offload,

as well as easy use by existing applications. Since we assume non-TCP/UDP protocol numbers, we believe we made a significant progress towards alternative transport protocol in datacenters.

References

- [1] M. Alizadeh, A. Greenberg, D. A. Maltz, J. Padhye, P. Patel, B. Prabhakar, S. Sengupta, and M. Sridharan. “Data Center TCP (DCTCP)”. *ACM SIGCOMM*. 2010.
- [2] D. Bansal, G. DeGrace, R. Tewari, M. Zygumt, J. Grantham, S. Gai, M. Baldi, K. Doddapaneni, A. Selvarajan, A. Arumugam, et al. “Disaggregating Stateful Network Functions”. *USENIX NSDI*. 2023.
- [3] A. Bittau, M. Hamburg, M. Handley, D. Mazieres, and D. Boneh. “The Case for Ubiquitous Transport-Level Encryption”. *USENIX Security*. 2010.
- [4] D. Borkmann and J. Fastabend. *Combining kTLS and BPF for Introspection and Policy Enforcement*. Linux Plumbers Conference 2018.
- [5] Q. Cai, M. Vuppapapati, J. Hwang, C. Kozyrakis, and R. Agarwal. “Towards μ s tail latency and terabit ethernet: disaggregating the host network stack”. *ACM SIGCOMM*. 2022.
- [6] Cilium. *eBPF-based Networking, Security, and Observability*. <https://github.com/cilium/cilium>.
- [7] B. F. Cooper, A. Silberstein, E. Tam, R. Ramakrishnan, and R. Sears. “Benchmarking cloud serving systems with YCSB”. *Proceedings of the 1st ACM symposium on Cloud computing*. 2010.
- [8] B. Davie and J. Gross. *A Stateless Transport Tunneling Protocol for Network Virtualization (STT)*. Internet-Draft draft-davie-stt-05. Mar. 2014.
- [9] N. Dukkupati, N. Bansod, C. Zhao, Y. Li, J. Bhat, S. Saleem, and A. S. Jain. *Falcon: A Reliable and Low Latency Hardware Transport*. The Technical Conference on Linux Networking (Netdev 0x18), <https://netdevconf.info/0x18/sessions/talk/introduction-to-falcon-reliable-transport.html>. 2024.
- [10] D. E. Eisenbud, C. Yi, C. Contavalli, C. Smith, R. Kononov, E. Mann-Hielscher, A. Cilingiroglu, B. Cheyney, W. Shang, and J. D. Hosein. “Maglev: A fast and reliable software network load balancer”. *USENIX NSDI*. 2016.
- [11] J. Fastabend. *Seamless transparent encryption with BPF and Cilium*. Linux Plumbers Conference 2019.
- [12] B. A. Ford. “Metadata Protection Considerations for TLS Present and Future”. *TLS 1.3 Ready or Not (TRON) Workshop*. 2016.
- [13] P. X. Gao, A. Narayan, G. Kumar, R. Agarwal, S. Ratnasamy, and S. Shenker. “PHost: Distributed near-Optimal Datacenter Transport over Commodity Network Fabric”. *ACM CoNEXT*. 2015.
- [14] D. Gibson, H. Hariharan, E. Lance, M. McLaren, B. Montazeri, A. Singh, S. Wang, H. M. G. Wassel, Z. Wu, S. Yoo, R. Balasubramanian, P. Chandra, M. Cutforth, P. Cuy, D. Decotigny, R. Gautam, A. Iriza, M. M. K. Martin, R. Roy, Z. Shen, M. Tan, Y. Tang, M. Wong-Chan, J. Zbiciak, and A. Vahdat. “Aquila: A unified, low-latency fabric for datacenter networks”. *USENIX NSDI*. Apr. 2022.
- [15] Google. *Announcing PSP’s cryptographic hardware offload at scale is now open source*. <https://cloud.google.com/blog/products/identity-security/announcing-psp-security-protocol-is-now-open-source>.
- [16] Google. *Encryption in transit*. <https://cloud.google.com/docs/security/encryption-in-transit>. 2022.
- [17] S. Han, S. Marshall, B.-G. Chun, and S. Ratnasamy. “MegaPipe: A New Programming Interface for Scalable Network I/O”. *USENIX OSDI*. 2012.
- [18] M. Handley, C. Raiciu, A. Agache, A. Voinescu, A. W. Moore, G. Antichi, and M. Wójcik. “Re-Architecting Datacenter Networks and Stacks for Low Latency and High Performance”. *ACM SIGCOMM*. 2017.
- [19] Y. Hayakawa, M. Honda, D. Santry, and L. Eggert. “Prism: Proxies without the Pain”. *USENIX NSDI*. Apr. 2021.
- [20] T. Herbert. *Data center networking stack*. The Technical Conference on Linux Networking (Netdev 1.2), <https://legacy.netdevconf.info/1.2/session.html?tom-herbert/>. 2016.
- [21] M. Honda, G. Lettieri, L. Eggert, and D. Santry. “PASTE: A Network Programming Interface for Non-Volatile Main Memory”. *USENIX NSDI*. Apr. 2018.
- [22] M. Honda, Y. Nishida, C. Raiciu, A. Greenhalgh, M. Handley, and H. Tokuda. “Is It Still Possible to Extend TCP?”. *ACM IMC*. 2011.
- [23] K. Jang, S. Han, S. Han, S. Moon, and K. Park. “{SSLShader}: Cheap {SSL} Acceleration with Commodity Processors”. *USENIX NSDI*. 2011.
- [24] E. Y. Jeong, S. Woo, M. Jamshed, H. Jeong, S. Ihm, D. Han, and K. Park. “mTCP: A Highly Scalable User-level TCP Stack for Multicore Systems”. *USENIX NSDI*. 2014.
- [25] *Kernel Connection Multiplexer*. <https://www.kernel.org/doc/Documentation/networking/kcm.txt>.
- [26] *Kernel TLS offload*. <https://www.kernel.org/doc/html/latest/networking/tls-offload.html>.

- [27] D. Kim, S. Lee, and K. Park. “A case for smartnic-accelerated private communication”. *4th Asia-Pacific Workshop on Networking*. 2020.
- [28] X. Lu and zijian Zhang. *Leveraging Homa: Enhancing Datacenter RPC Transport Protocols*. The Technical Conference on Linux Networking (Netdev 0x17), <https://netdevconf.info/0x17/docs/netdev-0x17-paper36-talk-paper.pdf>. 2023.
- [29] I. Marinos, R. N. Watson, M. Handley, and R. R. Stewart. “Diskl Cryptl Net: rethinking the stack for high-performance video streaming”. *ACM SIGCOMM*. 2017.
- [30] M. Marty, M. de Kruijf, J. Adriaens, C. Alfeld, S. Bauer, C. Contavalli, M. Dalton, N. Dukkipati, W. C. Evans, S. Gribble, et al. “Snap: A microkernel approach to host networking”. *ACM SOSP*. 2019.
- [31] B. Montazeri, Y. Li, M. Alizadeh, and J. Ousterhout. “Homa: A Receiver-Driven Low-Latency Transport Protocol Using Network Priorities”. *ACM SIGCOMM*. 2018.
- [32] Y. Moon, S. Lee, M. A. Jamshed, and K. Park. “{AccelTCP}: Accelerating network applications with stateful {TCP} offloading”. *USENIX NSDI*. 2020.
- [33] M. F. Nowlan, N. Tiwari, J. Iyengar, S. O. Amin, and B. Ford. “Fitting Square Pegs Through Round Pipes: Unordered Delivery {Wire-Compatible} with {TCP} and {TLS}”. *USENIX NSDI*. 2012.
- [34] V. Olteanu, H. Eran, D. Dumitrescu, A. Popa, C. Baci, M. Silberstein, G. Nikolaidis, M. Handley, and C. Raiciu. “An edge-queued datagram service for all datacenter traffic”. *USENIX NSDI*. Apr. 2022.
- [35] J. Ousterhout. “A Linux Kernel Implementation of the Homa Transport Protocol”. *USENIX ATC*. Jul. 2021.
- [36] J. Ousterhout. *Kernel-Managed User Buffers in Homa*. The Technical Conference on Linux Networking (Netdev 0x17), <https://netdevconf.info/0x17/docs/netdev-0x17-paper38-talk-slides/HomaBuffersNetDev.pdf>. 2023.
- [37] M. Piroux, O. Bonaventure, and F. Rochet. *TCPLS: Modern Transport Services with TCP and TLS*. Internet-Draft draft-piroux-tcps-00. Oct. 2021.
- [38] B. Pismenny, H. Eran, A. Yehezkel, L. Liss, A. Morrison, and D. Tsafir. “Autonomous NIC offloads”. *ACM ASPLOS*. 2021.
- [39] B. Pismenny, L. Liss, A. Morrison, and D. Tsafir. “The benefits of general-purpose on-NIC memory”. *ACM ASPLOS*. 2022.
- [40] S. Radhakrishnan, Y. Cheng, J. Chu, A. Jain, and B. Raghavan. “TCP fast open”. *Proceedings of the Seventh Conference on emerging Networking EXperiments and Technologies*. 2011.
- [41] C. Raiciu, S. Barre, C. Pluntke, A. Greenhalgh, D. Wischik, and M. Handley. “Improving datacenter performance and robustness with multipath TCP”. *ACM SIGCOMM Computer Communication Review* (2011).
- [42] C. Raiciu, C. Paasch, S. Barre, A. Ford, M. Honda, F. Duchene, O. Bonaventure, and M. Handley. “How hard can it be? designing and implementing a deployable multipath {TCP}”. *9th USENIX symposium on networked systems design and implementation (NSDI 12)*. 2012.
- [43] J. Ren. *YCSB-C*. <https://github.com/basicthinker/YCSB-C>.
- [44] E. Rescorla. *The Transport Layer Security (TLS) Protocol Version 1.3*. RFC 8446. Aug. 2018. URL: <https://www.rfc-editor.org/info/rfc8446>.
- [45] E. Rescorla, K. Oku, N. Sullivan, and C. A. Wood. *TLS Encrypted Client Hello*. Internet-Draft draft-ietf-tls-esni-17. Oct. 2023.
- [46] F. Rochet, E. Assogba, M. Piroux, K. Edeline, B. Donnet, and O. Bonaventure. “TCPLS: Modern Transport Services with TCP and TLS”. *ACM CoNEXT*. 2021.
- [47] B. Rothenberger, K. Taranov, A. Perrig, and T. Hoefer. “ReDMark: Bypassing RDMA Security Mechanisms”. *USENIX Security*. Aug. 2021.
- [48] A. Sapio, M. Canini, C.-Y. Ho, J. Nelson, P. Kalnis, C. Kim, A. Krishnamurthy, M. Moshref, D. Ports, and P. Richtarik. “Scaling Distributed Machine Learning with In-Network Aggregation”. *USENIX NSDI*. Apr. 2021.
- [49] K. Seemakhupt, B. E. Stephens, S. Khan, S. Liu, H. Wassel, S. H. Yeganeh, A. C. Snoeren, A. Krishnamurthy, D. E. Culler, and H. M. Levy. “A Cloud-Scale Characterization of Remote Procedure Calls”. *ACM SOSP*. 2023.
- [50] *Serving Netflix Video Traffic at 400Gb/s and Beyond*.
- [51] S. Siby, M. Juarez, C. Diaz, N. Vallina-Rodriguez, and C. Troncoso. “Encrypted DNS→ Privacy? A traffic analysis perspective”. *arXiv preprint arXiv:1906.09682* (2019).
- [52] A. K. Simpson, A. Szekeres, J. Nelson, and I. Zhang. “Securing {RDMA} for {High-Performance} Datacenter Storage Systems”. *12th USENIX Workshop on Hot Topics in Cloud Computing (HotCloud 20)*. 2020.
- [53] B. E. Stephens, D. Grassi, H. Almasi, T. Ji, B. Vamanan, and A. Akella. “TCP is Harmful to In-Network Computing: Designing a Message Transport Protocol (MTP)”. *ACM HotNets*. 2021.
- [54] B. E. Stephens, D. Grassi, H. Almasi, T. Ji, B. Vamanan, and A. Akella. “TCP is Harmful to In-Network Computing: Designing a Message Transport Protocol (MTP)”. *ACM HotNets*. 2021.

- [55] R. R. Stewart, M. Tüxen, and karen Nielsen. *Stream Control Transmission Protocol*. RFC 9260. Jun. 2022. URL: <https://www.rfc-editor.org/info/rfc9260>.
- [56] L. Suo, Y. Pang, W. Li, R. Pei, K. Li, X. Liu, X. He, Y. Hu, and G. Liu. “PPT: A Pragmatic Transport for Datacenters”. *ACM SIGCOMM*. 2024.
- [57] L. Tan, W. Su, Y. Liu, X. Gao, and W. Zhang. “DC-QUIC: Flexible and Reliable Software-defined Data Center Transport”. *IEEE Infocom*. 2021.
- [58] K. Taranov, B. Rothenberger, A. Perrig, and T. Hoefer. “{sRDMA}—Efficient {NIC-based} Authentication and Encryption for Remote Direct Memory Access”. *USENIX ATC*. 2020.
- [59] M. Technologies. *Mellanox Corporate Update—Unleashing the Power of Data*. 2020.
- [60] A. Vahldiek-Oberwagner, E. Elnikety, N. O. Duarte, M. Sammler, P. Druschel, and D. Garg. “{ERIM}: Secure, Efficient In-process Isolation with Protection Keys ({MPK})”. *USENIX Security*. 2019.
- [61] F. Valsorda. *An overview of TLS 1.3 and Q&A*. <https://blog.cloudflare.com/tls-1-3-overview-and-q-and-a>. 2016.
- [62] Q. Wang, Y. Lu, E. Xu, J. Li, Y. Chen, and J. Shu. “Concordia: Distributed Shared Memory with In-Network Cache Coherence”. *USENIX FAST*. Feb. 2021.
- [63] X. Yang, L. Eggert, J. Ott, S. Uhlig, Z. Sun, and G. Antichi. “Making quic quicker with nic offload”. *Proceedings of the Workshop on the Evolution, Performance, and Interoperability of QUIC*. 2020.
- [64] K. Yasukata, M. Honda, D. Santry, and L. Eggert. “StackMap: Low-Latency Networking with the OS Stack and Dedicated NICs”. *USENIX ATC*. 2016.
- [65] *ZeroMQ: The intelligent transport layer*. <https://zeromq.org/>.
- [66] I. Zhang, A. Raybuck, P. Patel, K. Olynyk, J. Nelson, O. S. N. Leija, A. Martinez, J. Liu, A. K. Simpson, S. Jayakar, et al. “The demikernel datapath os architecture for microsecond-scale datacenter systems”. *ACM SOSP*. 2021.
- [67] L. Zhu, Y. Shen, E. Xu, B. Shi, T. Fu, S. Ma, S. Chen, Z. Wang, H. Wu, X. Liao, et al. “Deploying User-space {TCP} at Cloud Scale with {LUNA}”. *USENIX ATC*. 2023.