

Towards Event-oriented Long Video Understanding

Yifan Du^{1*}, Kun Zhou^{2*}, Yuqi Huo⁴, Yifan Li¹, Wayne Xin Zhao^{1†},
Haoyu Lu¹, Zijia Zhao³, Bingning Wang⁴, Weipeng Chen⁴, Ji-Rong Wen^{1,2}

¹Gaoling School of Artificial Intelligence, Renmin University of China

²School of Information, Renmin University of China

³Institute of Automation, Chinese Academy of Sciences

⁴Baichuan Inc.

{yifandu1999, batmanfly}@gmail.com, francis_kun_zhou@163.com

Abstract

With the rapid development of video Multi-modal Large Language Models (MLLMs), numerous benchmarks have been proposed to assess their video understanding capability. However, due to the lack of rich events in the videos, these datasets may suffer from the short-cut bias that the answers can be deduced from a few frames, without the need to watch the entire video. To address this issue, we introduce **Event-Bench**, an event-oriented long video understanding benchmark built on existing datasets and human annotations. Event-Bench includes six event-related tasks and 2,190 test instances to comprehensively evaluate video event understanding ability. Additionally, we propose **Video Instruction Merging (VIM)**, a cost-effective method that enhances video MLLMs using merged, event-intensive video instructions, addressing the scarcity of human-annotated, event-intensive data. Extensive experiments show that the best-performing model, GPT-4o, achieves an overall accuracy of 53.33, significantly outperforming the best open-source model by 41.42%. Leveraging an effective instruction synthesis method and an adaptive model architecture, VIM surpasses both state-of-the-art open-source models and GPT-4V on the Event-Bench. All code, data, and models are publicly available at <https://github.com/RUCAIBox/Event-Bench>.

1 Introduction

Video understanding is a key capability for AI models to perceive the visual world like humans. It requires models to recognize features and changes in regions or objects and to comprehend the overall context and storyline throughout the video. Building upon Large Language Models (LLMs) (Brown et al., 2020; Touvron et al., 2023; Zhao et al., 2023), current Video Multimodal Large Language Models (video MLLMs) (Tang et al., 2023; Zhang et al.,

*Equal contribution.

†Corresponding author.

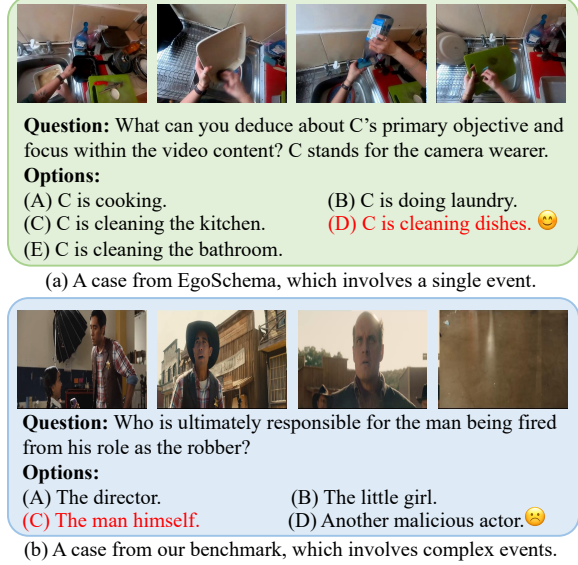


Figure 1: The comparison of two representative examples from existing benchmarks and our Event-Bench.

2023; Maaz et al., 2023) exhibit surprising video understanding capabilities. Concurrently, numerous benchmarks are proposed to evaluate their performance in various video understanding scenarios, e.g., contextual reasoning (Mangalam et al., 2023) and situated reasoning (Wu et al., 2021).

Despite these advancements, recent work has found that these datasets may suffer from the short-cut bias (Lei et al., 2023). This bias refers to the phenomenon that answers to some questions can be deduced without fully watching the video, thereby affecting the evaluation's reliability. As illustrated in Figure 1(a), although the video lasts for 3 minutes, it simply describes the behavior of cleaning dishes. Consequently, questions related to the video can be easily answered by viewing just a single frame. Essentially, the cause of the short-cut bias is the *lack of rich events* in the videos. Events are the high-level semantic concepts that humans perceive when observing a video (Lavee et al., 2009) (e.g., the moment a player makes a

shot in a soccer match), which are crucial for representing the unique and dynamic insights that differentiate various videos. Since the necessity of event-oriented video understanding might be neglected in existing datasets, their annotated test instances may fail to accurately estimate human-like video understanding capability.

In light of this, we present an event-oriented long video understanding benchmark, namely **Event-Bench**. It focuses on comprehensively evaluating video MLLMs across three levels of event understanding capabilities: atomic, composite, and overall understanding, encompassing six event-related tasks. To construct it, we design an automatic pipeline to meticulously collect unbiased test instances for these tasks from existing datasets, unifying their formats and filtering out low-quality ones. Besides, we manually craft test instances based on event-intensive long videos from YouTube to cover complex real-world scenarios. In total, Event-Bench contains 2,190 samples. As shown in Table 1, our benchmark distinguishes itself with longer time scopes and an event-oriented focus.

To elicit human-like video understanding capabilities, it is necessary to utilize massive event-intensive video instruction for training video MLLMs (Chen et al., 2024c), but annotating such data is costly. To address this, we leverage existing image and video instructions to compose more complex training data. Specifically, we first employ an adaptive model architecture to handle both image and video inputs, allowing us to incorporate high-quality image instructions into the training process. Second, we propose **Video Instruction Merging (VIM)**, which merges similar videos in the existing dataset into a new video containing all the events from the original videos. Extensive experiments on our Event-Bench demonstrate that our method outperforms all open-source models of comparable parameter scales and even surpasses GPT-4V on average (*i.e.*, 41.64 v.s. 32.65).

Our main contributions are listed as follows:

- (1) We propose an event-oriented long video benchmark, **Event-Bench**, to evaluate the human-like video understanding capability;
- (2) We devise **VIM**, a low-cost method to improve video MLLMs using merged event-intensive video and high-quality image instructions;
- (3) Experiment results show the comprehensive evaluation capability of Event-Bench for video MLLMs and the effectiveness of VIM.

| Benchmark | Time Scope (s) | Open Domain | Complex Reasoning | Event Oriented |
|----------------|----------------|-------------|-------------------|----------------|
| MSVD-QA | 0~60 | ✓ | ✗ | ✗ |
| MSRVTT-QA | 10~30 | ✓ | ✗ | ✗ |
| TGIF-QA | - | ✓ | ✗ | ✗ |
| ActivityNet-QA | 0~975 | ✗ | ✗ | ✗ |
| NExT-QA | 5~180 | ✓ | ✗ | ✗ |
| STAR | 2~195 | ✓ | ✓ | ✗ |
| CLEVRER | 5 | ✗ | ✓ | ✗ |
| EgoSchema | 180 | ✗ | ✓ | ✗ |
| MVBench | 5~40 | ✓ | ✓ | ✗ |
| TempCompass | 0~35 | ✓ | ✗ | ✗ |
| MovieChat | 401~602 | ✓ | ✗ | ✗ |
| Event-Bench | 2~1088 | ✓ | ✓ | ✓ |

Table 1: Comparing our Event-Bench with existing video benchmarks, it is important to note that while videos in previous benchmarks may contain events, they are not specifically designed for event understanding. Event-Bench stands out due to its event-oriented design and longer time scope, making it uniquely suited for evaluating event comprehension. Further details can be found in the Appendix.

2 Related Work

2.1 Video Multimodal Large Language Model

Building upon the Large Language Model (LLM), Multi-modal Large Language Models (MLLMs) have recently obtained notable progress. Among them, video MLLMs exhibit surprising performance on various tasks (Zhang et al., 2023; Maaz et al., 2023; Ren et al., 2023). Typically, a video MLLM consists of a video encoder (or image encoder), a LLM, and a connector to bridge these two components (Zhang et al., 2023; Li et al., 2023b; Maaz et al., 2023). Based on this type of architecture, the following works explore several ways to enhance the video MLLMs, *e.g.*, utilizing a more powerful video encoder (Lin et al., 2023), supporting long context video (Song et al., 2023; Wang et al., 2024), and fine-tuning with large-scale instructions (Li et al., 2023c). In this work, we aim to synthesize video instructions with more complex events and explore scalable model architecture.

2.2 Video Understanding Benchmark

Previous works propose benchmarks to evaluate various reasoning abilities in videos, including temporal reasoning (Xiao et al., 2021), situated reasoning (Wu et al., 2021), compositional reasoning (Grunde-McLaughlin et al., 2021), *etc.* However, most videos in these benchmarks are short clips and lack diversity. With the development of video MLLMs, several works collect diverse videos

to evaluate these models comprehensively (Ning et al., 2023; Chen et al., 2023), but most videos in these benchmarks are no more than 1 minute. Following works like Egoschema (Mangalam et al., 2023) and MovieChat (Song et al., 2023) collect long videos and create questions based on them. Despite this, the videos and questions in these benchmarks either do not involve complex reasoning in the event or are not open-domain. Therefore, we present an event-oriented long video understanding benchmark with diverse videos to comprehensively evaluate the model’s ability to understand complex event narratives.

3 Event-oriented Benchmark

We propose Event-Bench, an event-oriented long video understanding benchmark for evaluating existing video MLLMs. It consists of massive videos, each paired with multi-choice questions from various event-related sub-tasks. To create this benchmark, we first establish a hierarchical task taxonomy and then collect data accordingly.

3.1 Hierarchical Task Taxonomy

We organize our benchmark into three categories according to the number of events in a video, each of which comprises several sub-tasks.

Atomic Events Understanding. This task aims to evaluate the model’s understanding of an atomic event (*e.g.*, an action of a human or object) in the video, which is one of the most basic video understanding capabilities.

- *Event Description.* For this sub-task, we collect question-answering pairs to evaluate whether the model can accurately recognize and describe a specific atomic event in the video, *e.g.*, “What did the person do with the towel”.

Composite Events Understanding. It focuses on understanding the relation between two atomic events in a video, from the following two aspects.

- *Temporal Reasoning.* We collect question-answer pairs that require reasoning about the temporal order of events in the video, *e.g.*, “What did the man do after putting down the towel”.

- *Causal Reasoning.* This sub-task focuses on the causal relationship between two events in the video, particularly explaining why a specific event occurred, *e.g.*, “Why did the man open the box”.

Overall Understanding. It requires understanding the relationships across all events in a given

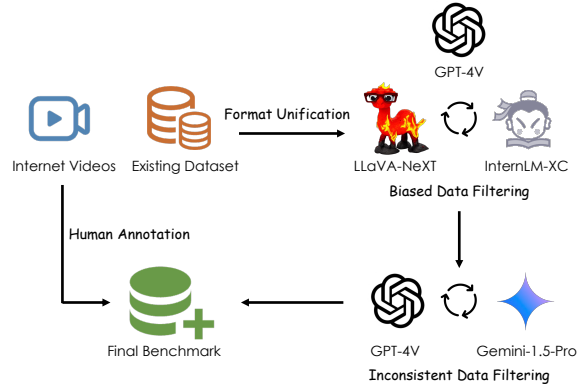


Figure 2: The data in Event-Bench are sourced from existing datasets or human annotations, involving three stages: format unification, biased data filtering, and inconsistent data filtering.

video, to capture the high-level overall information from it. We design the following three sub-tasks:

- *Contextual Reasoning.* This sub-task requires reasoning based on the overall context of the video, where the model needs to summarize content from a series of events, considering both actions and the environment, *e.g.*, “Describe the overarching process conducted in the lab”.

- *Episodic Reasoning.* For a video, we also consider the episodes (*i.e.*, stories) involving characters and objects across all events. The model needs to understand high-level semantics to answer complex questions, *e.g.*, “What led to Bean deciding to quickly leave the restaurant”.

- *Counter-intuitive Reasoning.* For this sub-task, the videos involve counter-intuitive elements (*e.g.*, magical spells), and the model needs to identify the abnormal details to answer corresponding questions, *e.g.*, “Why the video is magical”.

3.2 Data Construction

Our benchmark consists of data collected from existing datasets and newly human-annotated internet videos. The overall construction process is illustrated in Figure 2.

3.2.1 Construction Based on Existing Datasets

Given the availability of multiple open-source VideoQA datasets, we aim to collect useful instances from them to create our event-oriented benchmark. Specifically, we select instances from four datasets: STAR (Wu et al., 2021), NExTQA (Xiao et al., 2021), EgoSchema (Mangalam et al., 2023), and FunQA (Xie et al., 2023), due to their diverse domains and rich annotations. How-

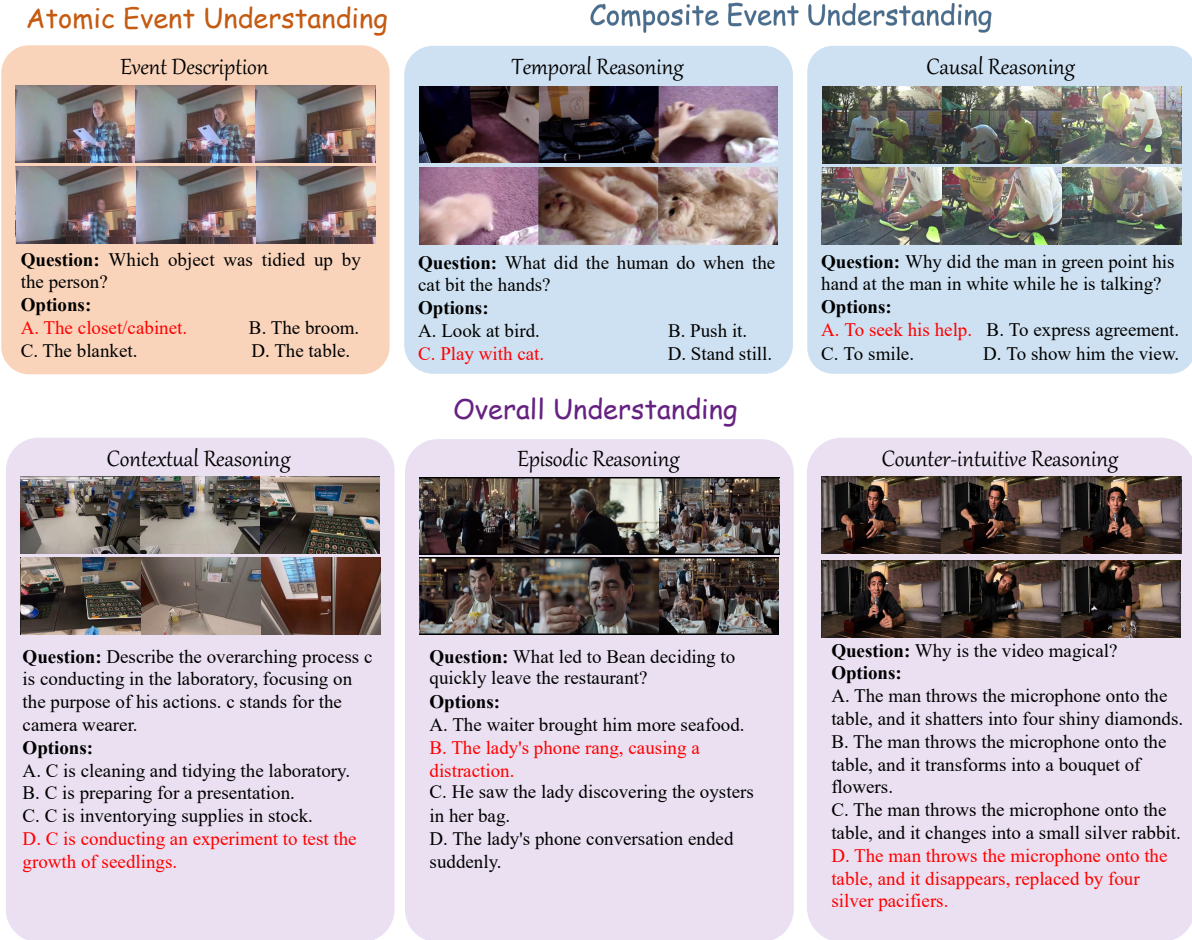


Figure 3: Overview of our Event-Bench. Our benchmark includes six sub-tasks across three event understanding abilities: atomic event understanding, composite event understanding, and overall understanding. The ground-truth answer is highlighted in red.

ever, after human review, we find three key issues in these instances: (1) different data formats and evaluation settings; (2) biased short-cut questions requiring no video understanding; (3) inconsistency between the answers and the video content. To address these issues, we develop the corresponding three-stage pipeline to preprocess the data.

Format Unification. We first convert all open-ended questions into multi-choice questions using GPT-4, where the prompt is shown in the Appendix. The generated questions are further examined and revised by human annotators.

Biased Data Filtering. Inspired by existing work (Chen et al., 2024b), we filter the short-cut questions that can be answered using only a single frame of the video, as these represent biased test data for evaluating video understanding capabilities. Specifically, we employ three image MLLMs with different sizes and base LLMs (*i.e.*, GPT-

4V (OpenAI, 2023), LLaVA-NeXT-34B (Liu et al., 2024a), and InternLM-XComposer2-4kHD (Dong et al., 2024)) as the inspectors. If all these models can correctly answer a question using a single frame, we remove this sample from the dataset. This method effectively leverages shortcut bias to identify and eliminate biased data.

Inconsistent Data Filtering. Finally, for each video and its corresponding question, we utilize two powerful MLLMs, *i.e.*, GPT-4V and Gemini-1.5-Pro¹ to produce the answers. If their answers are the same but different from the human-annotated one, we regard the instance as an inconsistent sample and filter it out.

3.2.2 Annotation Based on Internet Videos

Although the processed instances from existing datasets are diverse and high-quality, we find that

¹We sample 16 frames for GPT-4V and 1fps for Gemini-Pro-1.5 as the representation of the video.

their videos generally contain relatively fewer events and their questions mostly neglect the episodic reasoning capability, which is important for testing the understanding capability of the overall video storyline. Therefore, we collect multiple videos from YouTube, which often feature user-generated content with diverse and narratively complex storylines, ensuring a rich set of events for the episodic reasoning task. We then annotate questions and answers specifically designed to test episodic reasoning. The questions constructed based on such videos are particularly challenging for the model. Considering the complexity of the episodic reasoning task, we decompose its annotation process into three stages: caption annotation, question generation, and answer check.

Caption Annotation. We ask human annotators to write the captions for every 30 seconds of a video. To ensure the quality, we first utilize Gemini-Pro-1.5 and GPT-4 to synthesize 10 questions per video, and ask human annotators to answer the questions based on their captions. This helps annotators to refine the captions and ensure they contain rich episodes for the following question generation stage. Although the synthetic questions may contain errors, they still guide the annotation process and help control the quality.

Question Generation. To reduce human annotation costs, we utilize GPT-4 to generate the question-answer pairs for the episodic reasoning task based on the annotated captions. We provide the following prompt, along with detailed guidelines (in Appendix) to guarantee their consistency with the captions: *“Based on the following descriptions, please ask 10 diverse questions about the plot and events of the video. While executing this task, please adhere to the following guidelines: ...”*

Answer Checking. We ask human annotators to answer the generated questions without seeing the corresponding answers generated by GPT-4. We then compare their answers for consistency. If the answers match, we add them to our benchmark. If not, we invite additional human annotators to review the question and vote on the final answer. Furthermore, we ask human annotators to select the time interval in the video that corresponds to the question-related event, which helps estimate annotation reliability.

| Atomic ED | Composite | | Overall | | | Total |
|--------------|-----------|-----|---------|-----|-----|-------|
| | TR | CR | CIR | CU | ER | |
| 468 | 400 | 400 | 227 | 395 | 300 | 2190 |

Table 2: The statistic of Event-Bench. Each header is the abbreviation of the corresponding sub-tasks.

3.3 Data Statistics

Our benchmark consists of 2,190 video question-answer pairs across six tasks, assessing various event understanding abilities. Each task has 172 to 400 test samples. The hierarchical task taxonomy allows us to effectively evaluate models at different levels of capability. Additionally, since the benchmark is constructed from diverse data sources, it includes videos that cover a wide range of real-world domains and vary in length. These characteristics enable our benchmark to provide a comprehensive evaluation of existing video MLLMs. Examples from our benchmark are shown in Figure 3.

4 Methodology

In this section, we introduce Video Instruction Merging (VIM) to enhance the performance of video MLLMs on event-oriented long video understanding tasks. Previous approaches primarily utilize video instruction tuning (Li et al., 2023b; Maaz et al., 2023; Zhang et al., 2023) to improve the performance of video MLLMs on various tasks, typically requiring extensive human effort to annotate a large amount of video instructions. To address this, our proposed VIM integrates several similar video instructions from existing datasets into a new, event-intensive one as additional training data. We also adopt an adaptive model architecture in our video MLLM that interprets video as sequences of images, thereby handling both image and video inputs. This architecture allows us to combine existing high-quality image instructions with the newly created merged video instructions for training. The overall architecture of our approach is illustrated in Figure 4.

4.1 Video Instruction Merging

Existing video instruction datasets suffer from the issues of lacking rich events (Heilbron et al., 2015), e.g., 1.41 per video on average for Video-ChatGPT-100K (Maaz et al., 2023). Thus, inspired by the mix-up strategy (Zhang et al., 2018), we propose to merge several simple video instructions into a single complex one with more events. Specifically,

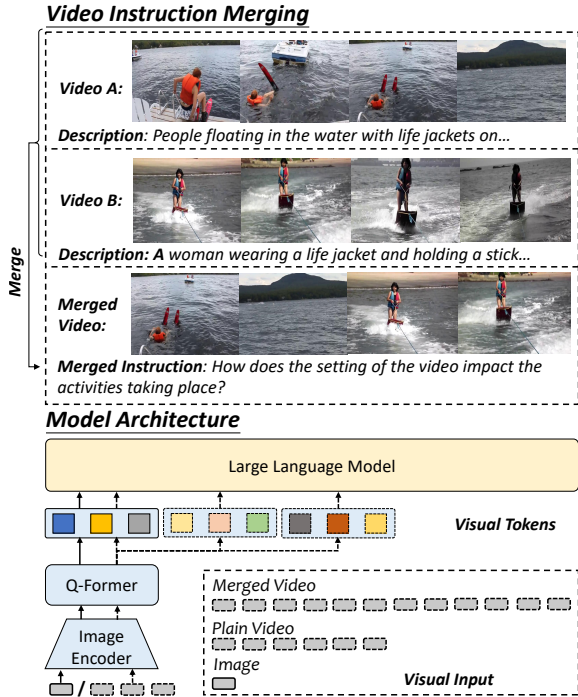


Figure 4: Overview of our method. We devise an instruction merging strategy to obtain instructions with more events based on existing data, and employ an adaptive model architecture supporting both image and video as the input.

for each video and its corresponding instruction, we first find the most similar ones and then merge them into a new sample.

Similar Video Selection. We select the most similar video instructions to merge to ensure the coherence of the synthesized instructions. Specifically, we concatenate each question and answer into one sentence $[q_i; a_i]$, and convert it into the text embedding \mathbf{h}_i using the state-of-the-art BGE model (Chen et al., 2024a). This embedding serves as the semantic representation of the entire instruction, and we compute its cosine similarity with other instructions to select the $k - 1$ nearest neighbors:

$$\text{Cos}(i, j) = \frac{\mathbf{h}_i^\top \mathbf{h}_j}{|\mathbf{h}_i| * |\mathbf{h}_j|}. \quad (1)$$

In this way, we can divide the entire video instruction dataset \mathcal{D} into $|\mathcal{D}|/k$ subsets.

Instruction Merging. For instructions within each similar video subset $\{v_i, q_i, a_i\}_{i=1}^k$, we merge them into a new one. We first temporally concatenate every video to create a new video v' . Then we ask ChatGPT² to generate a new question q'

²<https://chatgpt.com/>

and answer a' for the merged video based on their original questions and answers. The process is formulated as follows:

$$v' = [v_1; v_2; \dots; v_k], \quad (2)$$

$$q', a' = \text{ChatGPT}(p_m, q_1, \dots, a_1, \dots),$$

where $[\ ; \]$ denotes the concatenation process and p_m is the prompt for ChatGPT. We provide the complete prompt and some examples of merged data in the Appendix.

Prompt for Instruction Merging

The user will give you k question-answer pairs about a video. These pairs have similar semantics but are different in some details. Your task is to create a new question-answer pair based on them, which requires the tester to watch all the videos to answer. The new question should be about the similarities and differences among these videos. The question should be diverse and the corresponding answer should be as detailed as possible...

4.2 Adaptive Model Architecture

Our model architecture is composed of a scalable visual processor and an LLM. The scalable visual processor includes a reusable image encoder and a cross-modal connector. For video input, we first uniformly sample n frames from it, then separately feed them into the visual processor to obtain the visual tokens. We then concatenate the resulting visual tokens to form the video representation. Image input is treated as in regular image MLLMs. Consequently, our model can flexibly handle inputs of varying sequence lengths (e.g., a single image, short videos, or long videos).

In practice, we employ a pre-trained Q-Former (Li et al., 2023a) as the cross-modal connector to reduce the number of visual tokens. These visual tokens are then concatenated with the embedding of question q to serve as input to the LLM:

$$\text{LLM}([\mathbf{H}_{f_1}, \dots, \mathbf{H}_{f_n}; \mathbf{e}_1, \dots, \mathbf{e}_L]), \quad (3)$$

where $[\mathbf{H}_{f_1}, \dots, \mathbf{H}_{f_n}]$ are the visual tokens and $[\mathbf{e}_1, \mathbf{e}_2, \dots, \mathbf{e}_L]$ are the text tokens. Since our model can handle both image and video inputs, we also include high-quality image instructions in our training data to help the LLM better align with and understand the visual input.

5 Experiment

5.1 Experimental Setup

Implementation Details. We utilize EVA-CLIP (Fang et al., 2023) as the image encoder,

| Models | Atomic Event Description | Composite | | | Overall | | | | Avg. |
|--------------------------------|--------------------------------|-----------------------|---------------------|--------------|----------------------|-------------------------|-----------------------|--------------|--------------|
| | | Temporal Reasoning | Causal Reasoning | Avg. | Counter Reasoning | Contextual Reasoning | Episodic Reasoning | Avg. | |
| <i>Open-Source Image MLLMs</i> | | | | | | | | | |
| LLaVA-NeXT (7B) | 13.68 | 14.75 | 9.75 | 12.25 | 14.98 | 9.11 | 7.30 | 9.97 | 11.59 |
| IXC2-4KHD (7B) | 26.07 | 27.50 | 32.50 | 30.00 | 9.25 | 12.15 | 17.67 | 13.23 | 22.10 |
| <i>Open-Source Video MLLMs</i> | | | | | | | | | |
| LLaMA-VID-long (7B) | 0.21 | 0.00 | 0.00 | 0.00 | 0.00 | 0.00 | 0.00 | 0.00 | 0.04 |
| LLaMA-VID (13B) | 1.92 | 1.75 | 0.00 | 0.88 | 3.08 | 0.00 | 4.00 | 2.06 | 1.60 |
| Video-LLaVA (7B) | 12.82 | 5.50 | 0.00 | 2.75 | 6.17 | 2.78 | 7.20 | 5.05 | 5.87 |
| Video-LLaMA (7B) | 15.81 | 9.00 | 6.25 | 6.63 | 0.09 | 2.28 | 0.67 | 1.22 | 6.68 |
| Video-ChatGPT (7B)* | 9.83 | 9.50 | 15.00 | 12.25 | 14.98 | 12.66 | 10.00 | 12.37 | 11.78 |
| MovieChat (7B)* | 16.88 | 16.00 | 14.50 | 15.25 | 18.06 | 13.16 | 20.33 | 16.70 | 16.21 |
| PLLaVA (7B) | 34.62 | 40.00 | 40.50 | 40.25 | 17.62 | 15.19 | 11.00 | 14.42 | 28.17 |
| VideoChat2 (7B) | 33.76 | 37.75 | 47.75 | 42.75 | 16.74 | 15.70 | 14.67 | 15.62 | 29.41 |
| PLLaVA (13B) | 39.53 | 42.50 | 43.00 | 42.75 | 25.56 | 22.78 | 17.00 | 21.58 | 33.15 |
| ST-LLM (7B) | 47.22 | 48.75 | 59.50 | 54.13 | 9.69 | 25.32 | 16.67 | 18.66 | 37.71 |
| VIM (7B) (Ours) | 48.08 | 51.25 | 61.25 | 56.25 | 22.91 | 32.66 | 18.67 | 25.71 | 41.64 |
| <i>Proprietary MLLMs</i> | | | | | | | | | |
| GPT-4V | 29.70 | 35.00 | 40.00 | 37.50 | 36.56 | 28.35 | 27.00 | 29.93 | 32.65 |
| Gemini-1.5-Pro | 48.50 | 47.50 | 41.75 | 44.63 | 52.86 | 32.15 | 38.67 | 39.37 | 43.24 |
| GPT-4o | 54.27 | 56.75 | 58.25 | 57.50 | 63.44 | 50.13 | 37.33 | 49.24 | 53.33 |

Table 3: Experiment results on Event-Bench. For the image MLLMs, we extract the frame in the middle of the video as the input. For the video MLLMs, we uniformly sample {8, 16, 32} frames as the input and report the best performance. *Video-ChatGPT samples 100 frames, while MovieChat samples 1fps from the video.

Vicuna-v1.1 (Chiang et al., 2023) as the LLM, and initialize the Q-Former from InstructBLIP (Dai et al., 2023). We extend the maximum length of LLM from 2,048 to 4,096 tokens to accommodate inputs of up to 64 frames. For the training data, we utilize 100K instructions from Video-ChatGPT (Maaz et al., 2023), 40K instructions from Something-Something-2 (Goyal et al., 2017), 34K instructions from NExT-QA (Xiao et al., 2021), 10K from Vript (Yang et al., 2024), 100K image instructions from LLaVA665K (Liu et al., 2023a), and 32K instructions synthesized in Section 4.1. During training, we freeze the image encoder and the Q-Former, only updating the parameters of the LLM. We train our model on 8 Nvidia A100 (80G) GPUs for 1 epoch, completing the process within 12 hours.

Baseline Models. We select several SOTA MLLMs as the baselines. For open-source models, we select 2 image MLLMs (LLaVA-NeXT (Liu et al., 2024a) and InternLM-XComposer2-4kHD (Dong et al., 2024)) and 7 video MLLMs (Video-LLaMA, Video-ChatGPT (Maaz et al., 2023), MovieChat (Song et al., 2023), LLaMA-VID (Li et al., 2023d), VideoChat2 (Li et al., 2023c), Video-LLaVA (Lin et al., 2023) and ST-LLM (Liu et al., 2024b)). For proprietary

models, we select GPT-4o, Gemini-1.5-Pro (Reid et al., 2024), and GPT-4V (OpenAI, 2023).

Evaluation Protocols. We follow the evaluation strategy proposed in MMBench (Liu et al., 2023b) to assess these models. We first use regular expressions to extract the options from the model’s response. If successful, we use this as the prediction and compare it with the ground truth. Otherwise, we utilize GPT-4-turbo to determine if the prediction is correct. Besides, to ensure the consistency of models’ responses on multiple-choice questions, we adopt the circular evaluation strategy (Liu et al., 2023b). Specifically, each question is fed to the model N times (N is the number of choices), where each time we shift the order of the choices. We consider the model to have succeeded in this sample if it provides the correct answer in every round.

5.2 Main Results

The performance of the models is illustrated in Table 3. We discuss the result and present the key findings from the following perspective:

Overall Performance. As shown in Table 3, both image MLLMs and video MLLMs exhibit poor performance on these event reasoning tasks. For

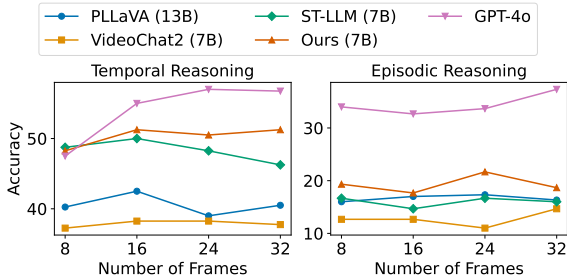


Figure 5: The relationship between the performance and the number of input frames.

the image MLLMs, LLaVA-NeXT and InternLM-XComposer2-4kHD could not achieve satisfactory performance when conditioned on only one frame, demonstrating the effectiveness of our data filtering strategies in building our benchmark. Surprisingly, most video MLLMs even underperform these two image MLLMs, implying their limited ability to understand complex events in videos. From a task perspective, we observe that overall understanding is more challenging than composite event understanding and atomic event understanding. Especially in our newly annotated episodic reasoning task, the most powerful Gemini-1.5-Pro and GPT-4o only achieve 38.67 and 37.33, respectively.

Comparisons of Different Models. Most open-source models obtain comparable performance to proprietary models in atomic and composite understanding tasks, with some models even outperforming GPT-4V (e.g., ST-LLM, PLLaVA, and VideoChat2). However, the gap widens in the overall understanding task, where all the open-source models lag behind proprietary ones. Among the open-source models, our model performs the best across almost all tasks. The only exception is that MovieChat achieves the best on the episodic reasoning task and PLLaVA (13B) is slightly better than ours on the counter-intuitive reasoning task. This is because MovieChat samples more frames and PLLaVA (13B) utilizes a larger LLM and more training data. Nevertheless, our model still achieves the highest average accuracy.

5.3 Analysis

Effect of Number of Frames. Due to the limited context length in LLMs, most video MLLMs sample frames from the entire video uniformly as input. Intuitively, increasing the number of frames would help the model better understand the video, thus achieving better performance. We select the

| | Atomic | Composite | Overall | Avg. |
|----------------|--------------|--------------|--------------|--------------|
| Ours | 48.08 | 56.25 | 25.71 | 41.64 |
| - w/o mixup | 43.16 | 51.63 | 24.39 | 38.90 |
| - w/o image | 46.15 | 51.75 | 24.08 | 38.90 |
| - random merge | 45.94 | 54.25 | 25.38 | 40.32 |

Table 4: Ablation study of VIM on Event-Bench.

best four open-source models and one proprietary model to examine the relationship between their performance and the number of input frames, as shown in Figure 5. We can observe that more input frames lead to better performance for GPT-4o. For example, the performance of GPT-4o in the temporal reasoning task is boosted from 47.50 to 56.75 when the number of input frames increases from 8 to 32. However, open-source models do not consistently benefit from additional frames. Most achieve optimal performance with 16 or 24 frames, while increasing to 32 frames often leads to performance degradation. This indicates that developing a scalable model that could improve performance with increasing frame number is an important problem.

Effect of Training Strategy. We study the effect of the instruction merging strategy and the benefit of incorporating image data in our training process. First, the results in Table 4 show that removing the merging strategy significantly hurts the performance across all tasks. Second, selecting videos with similar semantics leads to better performance than random selection, highlighting the importance of event coherence in videos. Regarding the effect of image data, we observe that removing image instructions from our training data leads to a performance decrease on all the tasks. This not only shows that image instruction could compensate for the lack of high-quality video data, but also demonstrates the compatibility and scalability of our model architecture.

6 Conclusion

In this work, we developed Event-Bench, an event-oriented benchmark for long video understanding, based on existing datasets and human annotations. Event-Bench comprises six event-related tasks and 2,190 test instances to comprehensively evaluate the capability of understanding events within videos. To address the lack of human-annotated, event-intensive video instructions, we devised an efficient training strategy to improve video MLLMs. We merged several simple video instructions into new, event-intensive ones, and we

revised the model architecture to support the use of high-quality image instructions. Extensive experiments have shown that our Event-Bench provides a systematic comparison across different kinds of capabilities for existing video MLLMs, and points out the major shortcomings of open-source MLLMs. Besides, our approach outperforms all the open-source video MLLMs of comparable parameter scales and even surpasses GPT-4V on average.

7 Limitation

First, events are not only represented by visual modality, but also by other modalities in the real world (e.g., textual, audio, and speech). These modalities convey important information in the video and complement the visual modality. As an initial exploration, Event-Bench only considers the visual modality and we plan to add other modalities to our benchmark in the future. Second, we only use 500K instructions during training the video MLLM due to the limited computational resources. However, experimental results show that including more high-quality video and image instructions positively impacts model performance. In the future, we aim to scale the training data and model size to achieve better performance. Third, although we synthesize video instructions in a cost-effective manner, their diversity and complexity are still lower than those of human-annotated ones. In the future, we will construct more event-intensive training data through human annotation.

References

- Tom B. Brown, Benjamin Mann, Nick Ryder, Melanie Subbiah, Jared Kaplan, Prafulla Dhariwal, Arvind Neelakantan, Pranav Shyam, Girish Sastry, Amanda Askell, Sandhini Agarwal, Ariel Herbert-Voss, Gretchen Krueger, Tom Henighan, Rewon Child, Aditya Ramesh, Daniel M. Ziegler, Jeffrey Wu, Clemens Winter, Christopher Hesse, Mark Chen, Eric Sigler, Mateusz Litwin, Scott Gray, Benjamin Chess, Jack Clark, Christopher Berner, Sam McCandlish, Alec Radford, Ilya Sutskever, and Dario Amodei. 2020. Language models are few-shot learners. In *Advances in Neural Information Processing Systems 33: Annual Conference on Neural Information Processing Systems 2020, NeurIPS 2020, December 6-12, 2020, virtual*.
- Jianlv Chen, Shitao Xiao, Peitian Zhang, Kun Luo, Defu Lian, and Zheng Liu. 2024a. BGE m3-embedding: Multi-lingual, multi-functionality, multi-granularity text embeddings through self-knowledge distillation. *CoRR*, abs/2402.03216.
- Lin Chen, Jinsong Li, Xiaoyi Dong, Pan Zhang, Yuhang Zang, Zehui Chen, Haodong Duan, Jiaqi Wang, Yu Qiao, Dahua Lin, and Feng Zhao. 2024b. Are we on the right way for evaluating large vision-language models? *CoRR*, abs/2403.20330.
- Lin Chen, Xilin Wei, Jinsong Li, Xiaoyi Dong, Pan Zhang, Yuhang Zang, Zehui Chen, Haodong Duan, Bin Lin, Zhenyu Tang, et al. 2024c. Sharegpt4video: Improving video understanding and generation with better captions. *arXiv preprint arXiv:2406.04325*.
- Xiuyuan Chen, Yuan Lin, Yuchen Zhang, and Weiran Huang. 2023. Autoeval-video: An automatic benchmark for assessing large vision language models in open-ended video question answering. *CoRR*, abs/2311.14906.
- Wei-Lin Chiang, Zhuohan Li, Zi Lin, Ying Sheng, Zhanghao Wu, Hao Zhang, Lianmin Zheng, Siyuan Zhuang, Yonghao Zhuang, Joseph E. Gonzalez, Ion Stoica, and Eric P. Xing. 2023. Vicuna: An open-source chatbot impressing gpt-4 with 90%* chatgpt quality.
- Wenliang Dai, Junnan Li, Dongxu Li, Anthony Meng Huat Tiong, Junqi Zhao, Weisheng Wang, Boyang Li, Pascale Fung, and Steven C. H. Hoi. 2023. Instructblip: Towards general-purpose vision-language models with instruction tuning. In *Advances in Neural Information Processing Systems 36: Annual Conference on Neural Information Processing Systems 2023, NeurIPS 2023, New Orleans, LA, USA, December 10 - 16, 2023*.
- Xiaoyi Dong, Pan Zhang, Yuhang Zang, Yuhang Cao, Bin Wang, Linke Ouyang, Songyang Zhang, Haodong Duan, Wenwei Zhang, Yining Li, Hang Yan, Yang Gao, Zhe Chen, Xinyue Zhang, Wei Li, Jingwen Li, Wenhai Wang, Kai Chen, Conghui He, Xingcheng Zhang, Jifeng Dai, Yu Qiao, Dahua Lin, and Jiaqi Wang. 2024. Internlm-xcomposer2-4khd: A pioneering large vision-language model handling resolutions from 336 pixels to 4k HD. *CoRR*, abs/2404.06512.
- Yuxin Fang, Wen Wang, Binhui Xie, Quan Sun, Ledell Wu, Xinggang Wang, Tiejun Huang, Xinlong Wang, and Yue Cao. 2023. EVA: exploring the limits of masked visual representation learning at scale. In *IEEE/CVF Conference on Computer Vision and Pattern Recognition, CVPR 2023, Vancouver, BC, Canada, June 17-24, 2023*, pages 19358–19369. IEEE.
- Raghav Goyal, Samira Ebrahimi Kahou, Vincent Michalski, Joanna Materzynska, Susanne Westphal, Heuna Kim, Valentin Haenel, Ingo Fründ, Peter Yianilos, Moritz Mueller-Freitag, Florian Hoppe, Christian Thureau, Ingo Bax, and Roland Memisevic. 2017. The "something something" video database for learning and evaluating visual common sense. In *IEEE International Conference on Computer Vision, ICCV 2017, Venice, Italy, October 22-29, 2017*, pages 5843–5851. IEEE Computer Society.

- Madeleine Grunde-McLaughlin, Ranjay Krishna, and Maneesh Agrawala. 2021. AGQA: A benchmark for compositional spatio-temporal reasoning. In *IEEE Conference on Computer Vision and Pattern Recognition, CVPR 2021, virtual, June 19-25, 2021*, pages 11287–11297. Computer Vision Foundation / IEEE.
- Fabian Caba Heilbron, Victor Escorcia, Bernard Ghanem, and Juan Carlos Niebles. 2015. Activitynet: A large-scale video benchmark for human activity understanding. In *IEEE Conference on Computer Vision and Pattern Recognition, CVPR 2015, Boston, MA, USA, June 7-12, 2015*, pages 961–970. IEEE Computer Society.
- Yunseok Jang, Yale Song, Youngjae Yu, Youngjin Kim, and Gunhee Kim. 2017. TGIF-QA: toward spatio-temporal reasoning in visual question answering. In *2017 IEEE Conference on Computer Vision and Pattern Recognition, CVPR 2017, Honolulu, HI, USA, July 21-26, 2017*, pages 1359–1367. IEEE Computer Society.
- Gal Lavee, Ehud Rivlin, and Michael Rudzsky. 2009. Understanding video events: A survey of methods for automatic interpretation of semantic occurrences in video. *IEEE Trans. Syst. Man Cybern. Part C*, 39(5):489–504.
- Jie Lei, Tamara L. Berg, and Mohit Bansal. 2023. Revealing single frame bias for video-and-language learning. In *Proceedings of the 61st Annual Meeting of the Association for Computational Linguistics (Volume 1: Long Papers), ACL 2023, Toronto, Canada, July 9-14, 2023*, pages 487–507. Association for Computational Linguistics.
- Junnan Li, Dongxu Li, Silvio Savarese, and Steven C. H. Hoi. 2023a. BLIP-2: bootstrapping language-image pre-training with frozen image encoders and large language models. In *International Conference on Machine Learning, ICML 2023, 23-29 July 2023, Honolulu, Hawaii, USA*, volume 202 of *Proceedings of Machine Learning Research*, pages 19730–19742. PMLR.
- Kunchang Li, Yanan He, Yi Wang, Yizhuo Li, Wenhai Wang, Ping Luo, Yali Wang, Limin Wang, and Yu Qiao. 2023b. Videochat: Chat-centric video understanding. *CoRR*, abs/2305.06355.
- Kunchang Li, Yali Wang, Yanan He, Yizhuo Li, Yi Wang, Yi Liu, Zun Wang, Jilan Xu, Guo Chen, Ping Luo, Limin Wang, and Yu Qiao. 2023c. Mvbench: A comprehensive multi-modal video understanding benchmark. *CoRR*, abs/2311.17005.
- Yanwei Li, Chengyao Wang, and Jiaya Jia. 2023d. Llama-vid: An image is worth 2 tokens in large language models. *CoRR*, abs/2311.17043.
- Bin Lin, Yang Ye, Bin Zhu, Jiayi Cui, Munan Ning, Peng Jin, and Li Yuan. 2023. Video-llava: Learning united visual representation by alignment before projection. *CoRR*, abs/2311.10122.
- Haotian Liu, Chunyuan Li, Yuheng Li, and Yong Jae Lee. 2023a. Improved baselines with visual instruction tuning. *CoRR*, abs/2310.03744.
- Haotian Liu, Chunyuan Li, Yuheng Li, Bo Li, Yuanhan Zhang, Sheng Shen, and Yong Jae Lee. 2024a. Llava-next: Improved reasoning, ocr, and world knowledge.
- Ruyang Liu, Chen Li, Haoran Tang, Yixiao Ge, Ying Shan, and Ge Li. 2024b. ST-LLM: large language models are effective temporal learners. *CoRR*, abs/2404.00308.
- Yuan Liu, Haodong Duan, Yuanhan Zhang, Bo Li, Songyang Zhang, Wangbo Zhao, Yike Yuan, Jiaqi Wang, Conghui He, Ziwei Liu, Kai Chen, and Dahua Lin. 2023b. Mmbench: Is your multi-modal model an all-around player? *CoRR*, abs/2307.06281.
- Yuanxin Liu, Shicheng Li, Yi Liu, Yuxiang Wang, Shuhuai Ren, Lei Li, Sishuo Chen, Xu Sun, and Lu Hou. 2024c. Tempcompass: Do video llms really understand videos? *CoRR*, abs/2403.00476.
- Muhammad Maaz, Hanoona Abdul Rasheed, Salman H. Khan, and Fahad Shahbaz Khan. 2023. Videochatgpt: Towards detailed video understanding via large vision and language models. *CoRR*, abs/2306.05424.
- Karttikeya Mangalam, Raiymbek Akshulakov, and Jitendra Malik. 2023. Egoschema: A diagnostic benchmark for very long-form video language understanding. In *Advances in Neural Information Processing Systems 36: Annual Conference on Neural Information Processing Systems 2023, NeurIPS 2023, New Orleans, LA, USA, December 10 - 16, 2023*.
- Munan Ning, Bin Zhu, Yujia Xie, Bin Lin, Jiayi Cui, Lu Yuan, Dongdong Chen, and Li Yuan. 2023. Video-bench: A comprehensive benchmark and toolkit for evaluating video-based large language models. *CoRR*, abs/2311.16103.
- OpenAI. 2023. GPT-4 technical report. *CoRR*, abs/2303.08774.
- Machel Reid, Nikolay Savinov, Denis Teplyashin, Dmitry Lepikhin, Timothy P. Lillicrap, Jean-Baptiste Alayrac, Radu Soricut, Angeliki Lazaridou, Orhan Firat, Julian Schrittwieser, Ioannis Antonoglou, Rohan Anil, Sebastian Borgeaud, Andrew M. Dai, Katie Millican, Ethan Dyer, Mia Glaese, Thibault Sottiaux, Benjamin Lee, Fabio Viola, Malcolm Reynolds, Yuanzhong Xu, James Molloy, Jilin Chen, Michael Isard, Paul Barham, Tom Hennigan, Ross McIlroy, Melvin Johnson, Johan Schalkwyk, Eli Collins, Eliza Rutherford, Erica Moreira, Kareem Ayoub, Megha Goel, Clemens Meyer, Gregory Thornton, Zhen Yang, Henryk Michalewski, Zaheer Abbas, Nathan Schucher, Ankesh Anand, Richard Ives, James Keeling, Karel Lenc, Salem Haykal, Siamak Shakeri, Pranav Shyam, Aakanksha Chowdhery, Roman Ring, Stephen Spencer, Eren Sezener, and et al. 2024. Gemini 1.5: Unlocking multimodal understanding across millions of tokens of context. *CoRR*, abs/2403.05530.

- Shuhuai Ren, Linli Yao, Shicheng Li, Xu Sun, and Lu Hou. 2023. Timechat: A time-sensitive multi-modal large language model for long video understanding. *CoRR*, abs/2312.02051.
- Enxin Song, Wenhao Chai, Guan hong Wang, Yucheng Zhang, Haoyang Zhou, Feiyang Wu, Xun Guo, Tian Ye, Yan Lu, Jenq-Neng Hwang, and Gaoang Wang. 2023. Moviechat: From dense token to sparse memory for long video understanding. *CoRR*, abs/2307.16449.
- Yunlong Tang, Jing Bi, Siting Xu, Luchuan Song, Susan Liang, Teng Wang, Daoan Zhang, Jie An, Jingyang Lin, Rongyi Zhu, Ali Vosoughi, Chao Huang, Zeliang Zhang, Feng Zheng, Jianguo Zhang, Ping Luo, Jiebo Luo, and Chenliang Xu. 2023. Video understanding with large language models: A survey. *CoRR*, abs/2312.17432.
- Hugo Touvron, Thibaut Lavril, Gautier Izacard, Xavier Martinet, Marie-Anne Lachaux, Timothée Lacroix, Baptiste Rozière, Naman Goyal, Eric Hambro, Faisal Azhar, Aurélien Rodriguez, Armand Joulin, Edouard Grave, and Guillaume Lample. 2023. Llama: Open and efficient foundation language models. *CoRR*, abs/2302.13971.
- Yu Wang, Zeyuan Zhang, Julian J. McAuley, and Zexue He. 2024. LVCHAT: facilitating long video comprehension. *CoRR*, abs/2402.12079.
- Bo Wu, Shoubin Yu, Zhenfang Chen, Josh Tenenbaum, and Chuang Gan. 2021. STAR: A benchmark for situated reasoning in real-world videos. In *Proceedings of the Neural Information Processing Systems Track on Datasets and Benchmarks 1, NeurIPS Datasets and Benchmarks 2021, December 2021, virtual*.
- Junbin Xiao, Xindi Shang, Angela Yao, and Tat-Seng Chua. 2021. Next-qa: Next phase of question-answering to explaining temporal actions. In *IEEE Conference on Computer Vision and Pattern Recognition, CVPR 2021, virtual, June 19-25, 2021*, pages 9777–9786. Computer Vision Foundation / IEEE.
- Binzhu Xie, Sicheng Zhang, Zitang Zhou, Bo Li, Yuanhan Zhang, Jack Hessel, Jing kang Yang, and Ziwei Liu. 2023. Funqa: Towards surprising video comprehension. *CoRR*, abs/2306.14899.
- Dejing Xu, Zhou Zhao, Jun Xiao, Fei Wu, Hanwang Zhang, Xiangnan He, and Yueting Zhuang. 2017. Video question answering via gradually refined attention over appearance and motion. In *Proceedings of the 2017 ACM on Multimedia Conference, MM 2017, Mountain View, CA, USA, October 23-27, 2017*, pages 1645–1653. ACM.
- Dongjie Yang, Suyuan Huang, Chengqiang Lu, Xiaodong Han, Haoxin Zhang, Yan Gao, Yao Hu, and Hai Zhao. 2024. Vript: A video is worth thousands of words. *arXiv e-prints*, pages arXiv–2406.
- Kexin Yi, Chuang Gan, Yunzhu Li, Pushmeet Kohli, Jiajun Wu, Antonio Torralba, and Joshua B. Tenenbaum. 2020. CLEVRER: collision events for video representation and reasoning. In *8th International Conference on Learning Representations, ICLR 2020, Addis Ababa, Ethiopia, April 26-30, 2020*. OpenReview.net.
- Zhou Yu, Dejing Xu, Jun Yu, Ting Yu, Zhou Zhao, Yueting Zhuang, and Dacheng Tao. 2019. Activitynet-qa: A dataset for understanding complex web videos via question answering. In *The Thirty-Third AAAI Conference on Artificial Intelligence, AAAI 2019, The Thirty-First Innovative Applications of Artificial Intelligence Conference, IAAI 2019, The Ninth AAAI Symposium on Educational Advances in Artificial Intelligence, EAAI 2019, Honolulu, Hawaii, USA, January 27 - February 1, 2019*, pages 9127–9134. AAAI Press.
- Hang Zhang, Xin Li, and Lidong Bing. 2023. Videollama: An instruction-tuned audio-visual language model for video understanding. In *Proceedings of the 2023 Conference on Empirical Methods in Natural Language Processing, EMNLP 2023 - System Demonstrations, Singapore, December 6-10, 2023*, pages 543–553. Association for Computational Linguistics.
- Hongyi Zhang, Moustapha Cissé, Yann N. Dauphin, and David Lopez-Paz. 2018. mixup: Beyond empirical risk minimization. In *6th International Conference on Learning Representations, ICLR 2018, Vancouver, BC, Canada, April 30 - May 3, 2018, Conference Track Proceedings*. OpenReview.net.
- Wayne Xin Zhao, Kun Zhou, Junyi Li, Tianyi Tang, Xiaolei Wang, Yupeng Hou, Yingqian Min, Beichen Zhang, Junjie Zhang, Zican Dong, Yifan Du, Chen Yang, Yushuo Chen, Zhipeng Chen, Jinhao Jiang, Ruiyang Ren, Yifan Li, Xinyu Tang, Zikang Liu, Peiyu Liu, Jian-Yun Nie, and Ji-Rong Wen. 2023. A survey of large language models. abs/2303.18223.

A Appendix

A.1 Internet Videos Source

We collect the internet videos from the following YouTube channels:

<https://www.youtube.com/@MrBean>

<https://www.youtube.com/@ZachKing>

<https://www.youtube.com/@filmmekker>

<https://www.youtube.com/@SimonsCat>

A.2 Data Statistics

Our benchmark comprises a total of 2,190 video question-answer pairs on 6 tasks corresponding to different event understanding abilities, where each task has 172-400 test samples for evaluation.

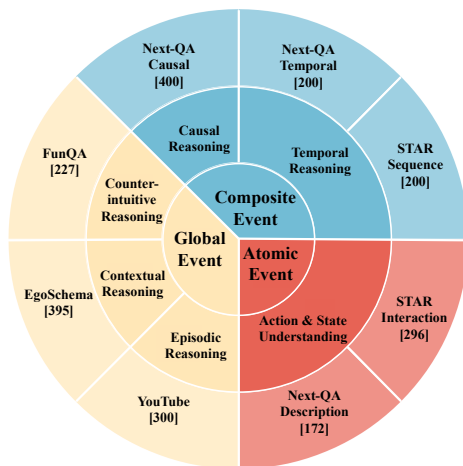


Figure 6: The dataset distribution of our benchmark.

A.3 Ablation Study

Number of Merged Videos. In Section 4.1, we select k samples and merge them into a new one, where a larger k indicates more events happening in the new video. We experiment with $k = \{1, 2, 3, 4\}$ ($k = 1$ indicates no merge operation) and depict the corresponding performance in Figure 7. We could observe that increasing the number of events from 2 to 3 and 4 hurts performance on all the tasks, but is still better than the model trained on a single video.

A.4 Prompt

Among all the open-source datasets we used, only the HumorQA and MagicQA in FunQA dataset (Xie et al., 2023) do not have multiple-choice questions. We utilize the following prompt to convert it to multi-choice questions by GPT-4:

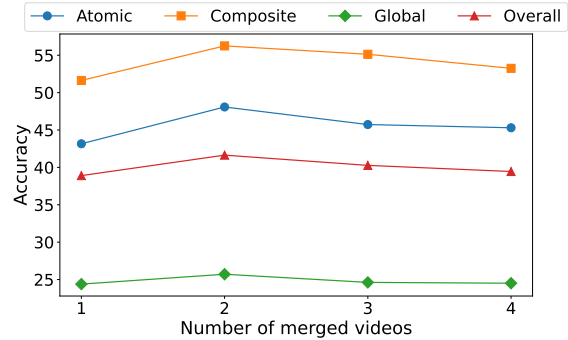


Figure 7: Performance comparison w.r.t the number of selected videos during video instruction merging.

Prompt for multi-choice question conversion.

There is a task that requires finding a humorous/magical moment in a video, and several people write the descriptions of the video. Please change this task into a 4-way multi-choice question based on their descriptions. Ensure that:

1. The question must be 'Why the video is humorous/magical?' or 'What is the humorous/magical moment of the video?'
2. All the options you provide should be roughly the same length. The incorrect options should look very humorous/magical and should NOT deviate too much from the description, but express different meanings with the correct option.
3. The question needs to involve details in the video, ensuring that only those who have watched the complete video can answer, and those who have only watched a small section cannot answer correctly.

Please provide the question in the following format:

Question: <question>

Options:

(A) xxx

(B) xxx

(C) xxx

(D) xxx

Let's begin this task.

##Video Description##

| Benchmark | Time Scope (s) | Annotation | Open Domain | Complex Reasoning | Hierarchical Events | Multiple Scenes |
|-----------------------------------|----------------|------------|-------------|-------------------|---------------------|-----------------|
| MSVD-QA (Xu et al., 2017) | 0~60 | Auto | ✓ | ✗ | ✗ | ✗ |
| MSRVTT-QA (Xu et al., 2017) | 10~30 | Auto | ✓ | ✗ | ✗ | ✗ |
| TGIF-QA (Jang et al., 2017) | - | Auto+Human | ✓ | ✗ | ✗ | ✗ |
| ActivityNet-QA (Yu et al., 2019) | 0~975 | Human | ✗ | ✗ | ✗ | ✗ |
| NeXT-QA (Xiao et al., 2021) | 5~180 | Human | ✓ | ✗ | ✗ | ✗ |
| STAR (Wu et al., 2021) | 2~195 | Auto | ✓ | ✓ | ✗ | ✗ |
| CLEVRER (Yi et al., 2020) | 5 | Auto | ✗ | ✓ | ✗ | ✗ |
| EgoSchema (Mangalam et al., 2023) | 180 | Auto | ✗ | ✓ | ✗ | ✗ |
| MVBench (Li et al., 2023c) | 5~40 | Auto | ✓ | ✓ | ✗ | ✗ |
| TempCompass (Liu et al., 2024c) | 0~35 | Auto+Human | ✓ | ✗ | ✗ | ✗ |
| MovieChat (Song et al., 2023) | 401~602 | Human | ✓ | ✗ | ✗ | ✓ |
| Ours | 2~1088 | Auto+Human | ✓ | ✓ | ✓ | ✓ |

Table 5: Comparison with previous video understanding benchmarks.

Prompt for merging video instructions.

You are a helpful human assistant who is helping a user with a task.

##TASK:

The user will give you 5 questions and 5 answers about a video. These questions (answers) have very similar semantics but actually express different meanings, and their corresponding videos are also different. Your task is to create a new question-answer pair based on these 5 question-answer pairs, and the tester must watch all the videos to answer. The created question should be about the similarities and differences among these videos. The question should be diverse and the corresponding answer should be as detailed as possible.

##INSTRUCTION:

1. Do not ask questions that can be answered by watching only one video.
2. Do not use words like "as mentioned in the description" in both questions and answers.
3. Please give your response in the following format:

Question:

Answer:

Let's begin this task.

Question1: question1

Answer1: answer1

Question2: question2

Answer2: answer2

Prompt for episodic reasoning question generation.

As an AI visual assistant, your task involves first analysing video content, and then ask questions about the video. Below are descriptions of each scene in a video, arranged in chronological order. Based on these descriptions, please ask 10 diverse questions about the plot and events of the video.

While executing this task, please adhere to the following guidelines:

1. These 10 questions must be very difficult, and only those who have watched the entire video can answer them correctly. Those who have only watched a few frames of the video cannot answer them correctly.
2. The questions need to be in the form of four-way multiple-choice questions, with only one option is the correct answer while the others are incorrect answers.
3. All the options you provide should be roughly the same length. The choices you present should be formulated in a way that makes them tricky to differentiate, thus the tester cannot guess the correct answer through common sense. They should only be able to answer the question by watching the entire video.
4. The description may involve some scenes where the director makes the video. Please ignore this part and do not ask questions about it.
5. Please give the rationale for the correct answer in the question, so that the tester can understand why the answer is correct. The answer must be based on the event happening in the video but not hypothesis. Please provide 10 questions in the following format:

Question: <question>

(A) xxx

(B) xxx

(C) xxx

(D) xxx

Answer: <answer>

Rationale: <rationale>

Let's begin this task.

##Video Description##

A.5 Video Instruction Merging

We display an example displaying the process of video instruction merging in Figure 8.

| # Frames | Models | Atomic | Composite | | Overall | | |
|--------------------|-------------------|-------------------|--------------------|------------------|-----------------------------|----------------------|--------------------|
| | | Event Description | Temporal Reasoning | Causal Reasoning | Counter-intuitive Reasoning | Contextual Reasoning | Episodic Reasoning |
| 1 frame | LLaVA-NeXT (7B) | 13.68 | 14.75 | 9.75 | 14.98 | 9.11 | 7.30 |
| | IXC2-4KHD (7B) | 26.07 | 27.50 | 32.50 | 9.25 | 12.15 | 17.67 |
| 8 frame | LLaMA-VID (7B) | 0.00 | 0.00 | 0.00 | 0.00 | 0.00 | 0.00 |
| | LLaMA-VID (13B) | 1.92 | 1.75 | 0.00 | 3.08 | 0.00 | 4.00 |
| | Video-LLaVA (7B) | 12.82 | 5.50 | 0.00 | 6.17 | 2.78 | 7.20 |
| | Video-LLaMA2 (7B) | 15.81 | 9.00 | 6.25 | 0.09 | 2.28 | 0.67 |
| | VideoChat2 (7B) | 31.20 | 37.25 | 47.25 | 14.98 | 15.44 | 12.67 |
| | ST-LLM (7B) | 47.22 | 48.75 | 59.50 | 9.69 | 25.32 | 16.67 |
| | GPT-4V | 29.27 | 32.75 | 41.25 | 42.29 | 24.81 | 24.00 |
| | GPT-4o | 48.08 | 47.50 | 55.50 | 63.00 | 48.86 | 34.00 |
| 16 frame | LLaMA-VID (7B) | 0.21 | 0.00 | 0.00 | 0.00 | 0.00 | 0.00 |
| | LLaMA-VID (13B) | 1.06 | 1.13 | 0.25 | 3.08 | 0.00 | 5.00 |
| | Video-LLaMA2 (7B) | 11.11 | 3.25 | 6.00 | 0.88 | 3.04 | 0.33 |
| | PLLaVA | 34.62 | 40.00 | 40.50 | 17.62 | 15.19 | 11.00 |
| | VideoChat2 (7B) | 34.19 | 38.25 | 46.25 | 17.18 | 17.22 | 12.67 |
| | ST-LLM (7B) | 47.65 | 50.00 | 56.50 | 11.45 | 26.84 | 14.67 |
| | GPT-4V | 29.70 | 35.00 | 40.00 | 36.56 | 28.35 | 27.00 |
| | GPT-4o | 52.99 | 55.00 | 58.25 | 63.00 | 49.11 | 32.67 |
| 32 frame | LLaMA-VID (7B) | 0.00 | 0.00 | 0.00 | 0.00 | 0.00 | 0.00 |
| | LLaMA-VID (13B) | 0.85 | 0.75 | 0.00 | 3.08 | 0.00 | 3.00 |
| | Video-LLaMA2 (7B) | 9.19 | 4.75 | 3.75 | 2.20 | 1.77 | 1.33 |
| | VideoChat2 (7B) | 33.76 | 37.75 | 47.75 | 16.74 | 15.70 | 14.67 |
| | ST-LLM (7B) | 46.79 | 46.25 | 55.25 | 10.13 | 26.33 | 16.00 |
| | GPT-4V | 23.72 | 25.75 | 33.00 | 40.09 | 20.51 | 20.67 |
| | GPT-4o | 54.27 | 56.75 | 58.25 | 63.44 | 50.13 | 37.33 |
| | more frames | MovieChat (7B) | 16.88 | 16.00 | 14.50 | 18.06 | 13.16 |
| Video-ChatGPT (7B) | | 9.83 | 9.50 | 15.00 | 14.98 | 12.66 | 10.00 |
| Gemini-1.5-Pro | | 48.50 | 47.50 | 41.75 | 52.86 | 32.15 | 38.67 |

Table 6: Detailed experimental results with more frames as input.

Instruction 1



Question: What are the main actions that take place in the video?

Answer: The video shows a woman wearing a life jacket and holding a stick in her hand, two men wearing red clothes and white pants, and all three of them standing in the lake. The woman is then pulled forward and glides on the water, swaying left and right while sliding. At one point, we see the head of the person on the boat on the left bob in and out of the shot. Eventually, the woman squats down, leaves the surfboard, and falls into the water, floating on the surface.

Instruction 2



Question: What other activities can we see besides the woman skiing in the video?

Answer: In addition to the woman skiing, the video shows people floating in the water with life jackets on and a boat nearby, a man swimming in the water with a boat nearby, and a group of people on water skis. There is also a man and a little girl standing on the shore of the lake, and a small plane flies over the lake in one fragment.

Merged Instruction



Question: How does the setting of the video impact the activities taking place?

Answer: The setting of the video plays a significant role in both videos. In the first video, the focus is primarily on the woman skiing in a lake surrounded by a group of people and a boat nearby, creating a vibrant and active atmosphere. On the other hand, in the second video, the setting showcases a serene and calm lake with various water-related activities happening around it, including people floating, swimming, and a small plane flying overhead. The contrast in the setting influences the overall tone and ambiance of the activities shown in the videos.

Figure 8: An example of the merged video instruction. **Instruction 1** and **Instruction 2** are two similar video instructions before merging, while **Merged Instruction** is the data after merging.