

# Enhancing Travel Choice Modeling with Large Language Models: A Prompt-Learning Approach

Xuehao Zhai<sup>1,\*</sup>, Hanlin Tian<sup>\*</sup>, Lintong Li, Tianyu Zhao

**Abstract**—Travel choice analysis is crucial for understanding individual travel behavior to develop appropriate transport policies and recommendation systems in Intelligent Transportation Systems (ITS). Despite extensive research, this domain faces two critical challenges: a) modeling with limited survey data, and b) simultaneously achieving high model explainability and accuracy. In this paper, we introduce a novel prompt-learning-based Large Language Model (LLM) framework that significantly improves prediction accuracy and provides explicit explanations for individual predictions. This framework involves three main steps: transforming input variables into textual form; building of demonstrations similar to the object, and applying these to a well-trained LLM. We tested the framework's efficacy using two widely used choice datasets: London Passenger Mode Choice (LPMC) and Optima-Mode collected in Switzerland. The results indicate that the LLM significantly outperforms state-of-the-art deep learning methods and discrete choice models in predicting people's choices. Additionally, we present a case of explanation illustrating how the LLM framework generates understandable and explicit explanations at the individual level. We make our code publicly available at [https://github.com/zachtian/LLM\\_Choice\\_Modeling](https://github.com/zachtian/LLM_Choice_Modeling)

**Index Terms**—Travel Behavior Under ITS, Data Mining and Data Analysis, Simulation and Modeling

## I. INTRODUCTION

Understanding individual behaviour and decision-making has been a critical problem for optimising macro-level strategies in multiple domains like marketing and transport planning [1], [2]. In the era of big data, many studies are integrating machine learning models, estimation techniques, and practices into the field of choice modelling [3], [4].

Although these AI-based studies have successfully integrated advanced methodologies into traffic choice modelling, several challenges should be highlighted.

The primary challenge lies in the costly collection of survey data and feature engineering. Previous choice modelling methods rely heavily on the size of survey datasets, especially for complex deep-learning methods. For feature engineering, although behaviour survey datasets are typically textual datasets at the beginning, general discrete choice- and AI-based methods require them to convert into tabular formats. This process often involves phased handling of personal information, potentially resulting in the loss of important insights and failing to capture the rich semantic

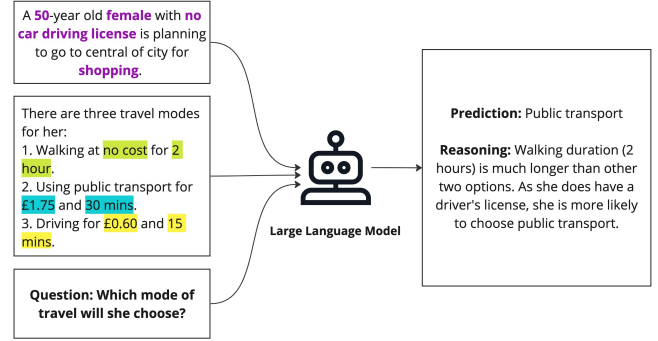


Fig. 1. how LLM with prompt learning can be used in choice analysis

meanings in text form. The last challenge involves the trade-off between explainability and accuracy in choice modelling. While cutting-edge AI methods excel in classification accuracy, their “black box” nature leads to low trust, as the multiple hidden layers and high-dimensional hidden variables are not intuitively understandable. Conversely, traditional choice models can be explained through economic parameters, yet they often lack satisfied accuracy in complex real-world scenarios [1].

The era of Large Language Models (LLMs) has brought new opportunities to solve the above challenges, particularly in capturing semantic information and enhancing interpretability. LLMs can directly utilise original text data due to their general expertise learned from large language datasets, achieving significant reasoning abilities with few samples and demonstrating high prediction/classification accuracy across diverse scenarios. In choice modelling, a successful LLM can significantly lower the costs of research data collection and feature engineering. LLMs offer explicit interpretability, unlike traditional discrete choice models (DCM) and ML/DL-based choice models, which have implicit interpretability and depend on tools (like Shapley Additive exPlanations (SHAP) and Local Interpretable Model-agnostic Explanations (LIME)) for deeper insights into economic parameters such as tastes and elasticities [5]. This typically necessitates specialised knowledge. However, the results from LLMs are often explicit text analyses (as depicted in Figure 1), enabling general stakeholders to assess the correctness of the conclusions relative to the scenario.

Given the challenges and opportunities in choice modelling, we aim to propose a novel LLM framework based on prompt learning for travel mode choice analysis. Specifically, our contributions are as follows:

\*Equal contribution

Xuehao Zhai<sup>1</sup>, Hanlin Tian, Lintong Li, Tianyu Zhao, are with the Centre for Transport Engineering and Modelling, Department of Civil and Environmental Engineering, Imperial College London, UK [x.zhai20@imperial.ac.uk](mailto:x.zhai20@imperial.ac.uk)

- 1) We introduce a novel choice modeling paradigm based on LLM. To the best of the authors' knowledge, this is the first paper to use LLM in travel choice modelling and recommendations.
- 2) We compared different LLM methods (Llamas and Gemmas) with multiple deep-learning methods and Discrete choice models. To enhance the model explainability, we provide a case of how LLM explain its prediction in explicitly textual form.

## II. RELATED WORK

### A. Choice Modelling

Previous methods for modelling human choice can be divided into theory-based, AI-based and hybrid-based. Early the 1970s, theories like Random Utility Maximisation (RUM) [6] built up a widely accepted foundation for following DCMs. In the past decade, machine learning-based choice models have become potential methods in this domain [2], [3], [7], [4]. Despite their high accuracy and flexibility in complex scenarios [1], the main drawback of AI methods – low interpretability hindered them from wide application. With the concern of both explainability and accuracy, recent works attempted to hybridise DCMs with AI methods, like using AI methods as a component inside DCMs [8], [9], [10] or directly using the ML/DL models with explainable post-hoc explanation to enhance model trustworthiness [11], [12].

Despite the success of prior methods in choice modelling, current research confronts significant bottlenecks, including: **a) low performs in smaller datasets:** Choice analysis often depends on extensive survey data on preferences [13]. Yet, many real-world scenarios do not support the collection of such comprehensive behavioural surveys. **b) Loss of semantic information:** Most earlier methods necessitate converting inputs into tabular formats, which typically simplifies textual information, inevitably leading to information loss. **c) Implicit explanation:** While extensive research integrates AI with traditional methods to improve model interpretability, the prevalent explanations like economic metrics and feature importance still necessitate stakeholders to have a background in economics and AI to understand the results.

### B. LLMs in Transportation

LLMs such as Generative Pre-trained Transformer (GPT) 3 and 4, LLM for Multi-Agent Applications (LLaMa), and Mistral are advanced NLP models that integrate computational linguistics with machine learning to analyse, interpret, and generate human language [14], [15]. These models are based on the transformer architecture [16], featuring a self-attention mechanism that assesses the importance of each word in a sentence irrespective of its position. This capability allows for simultaneous input processing, surpassing previous models that processed data sequentially.

LLMs have been effectively utilised in Intelligent Transportation Systems (ITS), aiding in urban transportation management [17], traffic accident report analysis and generation [17], [18], extracting useful text, and generating narratives for action inference [19], [20]. They also support mobile

multi-source data collection and integration, benefiting from rapid advancements in edge computing [21], [22].

The characteristics of LLMs include : **a) Loss information prevention:** LLMs analyse, interpret, and generate language directly from raw text, aiming to minimize information loss and enhance result integrity [23], [24]. This approach avoids the typical information loss from feature engineering. For example, GPT-3 and GPT-4 use deep transformer architectures to process long text sequences without losing context, overcoming the challenges of traditional, shorter models [25]. **b) Few-shot learning:** Few-shot learning in LLMs enables them to adapt quickly and make accurate predictions with minimal training examples, showcasing extensive generalization from limited data [25]. This capability is supported by large-scale parameters, diverse training datasets, and in-context learning [26]. For example, in public transportation, agencies can now use few-shot learning to predict how changes in services or pricing affect rider choices without extensive data collection. An LLM trained on varied behavioral data can rapidly adjust to new scenarios like a new bus route or changed ticket prices, using just a few examples, thus bypassing the need for extensive surveys [17]. **c) Explicit explainability:** This capability ensures outputs are detailed narratives, not just simple labels or numbers. This allows users of all skill levels to effectively understand and engage with AI outputs. By producing detailed, contextual responses, LLMs help users grasp the AI's reasoning, enhancing trust and facilitating informed decision-making [27]. **d) Extrapolation:** LLMs excel in extrapolation, going beyond simply interpreting their training data [28]. This enables them to create new text and creatively solve problems, which is invaluable for innovative applications.

## III. METHODOLOGY

### A. Datasets

We utilised two datasets to evaluate our proposed LLM framework: the London Passenger Mode Choice (LMPC) and Mode Choice in Switzerland (Optima).

**LMPC** dataset is conducted based on LTDS, a continuous household survey of the London area, covering the London boroughs and the area outside Greater London but within the M25 motorway. The LPMC mainly contains 81,086 travel records involving 31,954 residents in London from April 2012 to March 2015.

This dataset contains four travel modes: walking, cycling, public transport, and driving. In this paper, we used all the dataset's features except time information and fuel type. For the continuous feature, the data is normalised by the Min-max scaler. For the discrete features, the data is processed by one-hot encoding.

**Optima** focusing on residents' travel behaviour within Switzerland's French and German-speaking regions. The data gathered between 2009 and 2010 for CarPostal encompasses 1,124 completed surveys that include 1,906 cyclic sequences of trips, capturing both psychometric indicators and socio-economic attributes of the respondents. This survey primarily targets rural areas served by CarPostal, aiming to evaluate the

market potential for combined mobility in agglomerations by analysing various factors influencing transportation choices.

This dataset contains three travel modes: public transport; driving modes; and soft modes, such as bikes and walking. Twelve features are utilised in our experiments. The details of features selected in two datasets are listed in Table I.

TABLE I  
DESCRIPTION OF FEATURES

LMPC	Optima
<b>Personal feature</b>	
Gender	Gender
Age	Age
Car Ownership	Car Ownership
Trip Purpose	Trip Purpose
Driving License	Income
~	Education
<b>Attributed feature</b>	
Distance	Distance
Total Public Transport Time	Total Public Transport Time
Duration of Interchange	Duration of Loop
Duration of Driving	Duration of Driving
Cost of Public Transport	Cost of Public Transport
Cost of Driving	Cost of Driving
Number of Interchanges	Number of Interchanges
Traffic variability on Driving	~

### B. Problem formulation

For the travel choice problem, we denote  $\mathcal{I} = \{1, 2, \dots, I\}$  to index the individuals in the survey. Next, we use  $\mathcal{J} = \{1, 2, \dots, J\}$  to denote the set of all possible alternative travel modes, assuming that all the people share the same set of alternatives. We define  $\mathcal{K} = \{1, 2, \dots, K\}$  as the set for the people's travel choice choice. For any individual  $i \in \mathcal{I}$ ,  $\mathcal{T}_i = \{1, 2, \dots, T_i\}$  is used to represent the set of trips of individual  $i$ .

There are generally two categories of inputs: variables specific to the travel plans, like cost and during, denoted by  $x_{ijt}(i, j, t \in \mathcal{I}, \mathcal{J}, \mathcal{T})$ , and variables specific to the individual, denoted by  $z_i(i \in \mathcal{I})$ . The target is a one-hot vector, representing the final choice of individual  $i$ , denoted as  $y_{it} = [y_{i1t}, y_{i2t}, \dots, y_{iKt}]$ . Each  $y_{ikt}(k \in \mathcal{K})$  is a bool variable ( $y_{ikt} \in \{0, 1\}$ ) and assumes that people only choose one alternative for a trip as their final choice ( $\sum_{k \in \mathcal{K}} y_{ikt} = 1$ ). In the following subsections, we formulate three paradigms for choice analysis: Multinomial Logit Model (MNL), Deep learning (DL), and LLM.

A simplified comparison of these three ways of analysing travel choices is shown in Figure 2.

1) **Panel Multinomial Logit Model:** The based version of MNL is based on Random Utility Maximum (RUM) is formulated by:

$$u_{ikt} = v_{ikt} + \varepsilon_{ikt} = V(z_{it}, \hat{\mathbf{x}}_{it}) + \varepsilon_{ikt} \quad (1)$$

where  $v_{ikt}$  represents the deterministic utility value and  $V$  the utility function.  $\hat{\mathbf{x}}_{it}$  represents  $[x_{i1t}^T, \dots, x_{iKt}^T]^T$ .  $\varepsilon_{ikt}$

is the random utility from the unobserved information. Assuming  $\varepsilon_{ikt}$  is independent and identically distributed(i.i.d) across individuals and alternatives. Then the choice probability  $p_{ikt}$  takes the form of the SoftMax activation function[3].

$$p_{ikt} = \frac{e^{v_{ikt}}}{\sum_j e^{v_{ijt}}} \quad (2)$$

Additionally, to account for the panel effect of the individual  $i$ , the random utility  $\varepsilon_{ijt}$  is affected by the historical state, as an autoregressive form  $\varepsilon_{ijt} = \rho f^{tem}(\varepsilon_{ij,t-1}, \dots, \varepsilon_{ij,t-n}) + \eta_{ijt}$ , where  $\rho$  is a scale parameter and  $\eta_{ijt}$  is random utility term that follows i.i.d. This will lead to an expression of probability as:

$$P_{ikt} = \frac{\exp(v_{ikt} + \rho f^{tem}(\varepsilon_{ik,t-1}, \dots, \varepsilon_{ik,t-n}))}{\sum_{j \in \mathcal{K}} \exp(v_{ijt} + \rho f^{tem}(\varepsilon_{ij,t-1}, \dots, \varepsilon_{ij,t-n}))} \quad (3)$$

This formula is typically calculated by a simulation-based algorithm like Monte Carlo. To ensure the efficiency of calculation, we utilised a constant  $\alpha_i$  which is only affected by individuals to represent the effect of history.

2) **Deep learning methods:** The neural network with SoftMax output layer can be regarded as implicitly following the RUM theory[9], which has been long regarded as a potential method for choice analysis. Compared with the MNL mentioned above, DL methods have a more flexible structure for training. In general, the probability that individual  $i$  selects the travel choice  $k$  during trip  $t$  can be formalised as shown in follow:

$$p_{ikt} = P(k|z_i, \hat{\mathbf{x}}_{it}, \hat{\mathbf{x}}_{it-1}, \dots, \hat{\mathbf{x}}_{i1}; y_{it-1}, \dots, y_{i1}).$$

The neural network classification model can be described as:

$$\hat{y}_{it} = \sigma(W^{(L)} f_{\phi}^{(L-1)}(\dots f_{\phi}^{(1)}(X_{it}; \phi^{(1)}) \dots); \phi^{(L)}) \quad (4)$$

where  $\sigma$  denotes the SoftMax function,  $W^{(L)}$  represents the weights of the output layer, and  $f_{\phi}^{(l)}$  represents the  $l$ -th layer function parameterized by  $\phi^{(l)}$ . The input  $X_{it}$  includes not only the features  $\hat{\mathbf{x}}_{it}$  but also historical features and labels.

The loss function is often the cross-entropy between the predicted probabilities  $\hat{y}_{it}$  and the actual label  $y_{it}$ , defined as:

$$\mathcal{L}(\phi) = - \sum_{i=1}^n \sum_{k=1}^K y_{ikt} \log(\hat{y}_{ikt}) \quad (5)$$

where  $K$  is the number of classes, and  $y_{ikt}$  is a one-hot encoded vector of the actual class for instance  $i$  at time  $t$ .

### C. Implementing LLM for choice modelling

To address the complex processes in travel choice modelling, leveraging LLMs provides a novel and effective approach. Unlike traditional methods that rely heavily on structured numerical input, LLMs excel in interpreting and generating textual or semi-structured data. This capability allows us to model choice behaviour through natural language processing techniques.

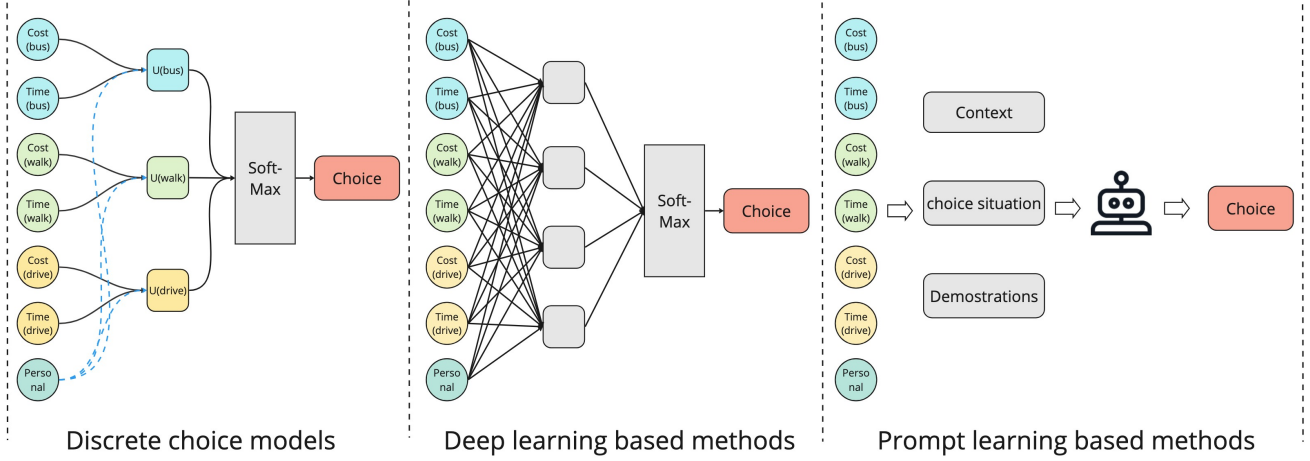


Fig. 2. Comparison against three ways for modelling choice

1) *Data Preparation and Instance Formatting*: To prepare the data for the LLM, we extract relevant columns from a dataset and format them into a descriptive text that serves as input for the LLM. Detailed parameters are shown in Table I. This process involves selecting both trip-specific and individual-specific variables from the dataset, which are then formatted into a narrative description directly.

For each instance, variables such as gender, driving license status, car availability, trip purpose, and others are compiled into a readable string format. This text encapsulates all pertinent information about the traveler and their trip context, which the LLM uses to understand and predict travel mode choices.

Below we outline the structure of the prompts used for LLM interactions:

- **Context Introduction:** The system introduces itself as an AI designed to predict travel modes based on user profiles.
- **Traveler Details and Choice situation:** Detailed current traveler information is presented, encapsulating all necessary data points such as gender, age, trip purpose, etc.
- **Historical Context:** The system requests information about similar past instances or the same user's past instances enhancing the model's context for better prediction accuracy.
- **Output Format Request:** The system specifies that the response should be in JSON format, with a key-value pair indicating the predicted travel mode.

2) *Model Prediction and Output*: The formatted text is then used as a prompt for the LLM. The model processes each prompt and outputs a prediction in natural language, specifying the selected travel mode. The output, initially received as a JSON string, contains the predicted mode which we then match to our label encoding scheme.

This approach allows us to bypass traditional feature engineering and encoding steps by directly utilizing the natural language processing capabilities of LLMs. The LLM's

prediction output is parsed from JSON format to ensure it matches one of the predefined travel mode categories.

This system capitalizes on the LLM's ability to interpret detailed narrative inputs and generate relevant outputs, which are then decoded back into a structured format that aligns with our analytical needs, enabling effective evaluation of model performance.

3) *Handling Similar and Past Instances*: In travel choice modeling, it is crucial to consider not only the individual attributes of current travel instances but also the historical data and similar past instances. This section explains how we approach the identification of similar and past instances using Large Language Models and data analysis techniques.

a) *Identifying Similar Instances*: To identify travel instances similar to the current query, we employ a quantitative approach using pairwise distances. This method calculates the Euclidean distance between feature vectors of the current instance and all instances in the training set. The formula for computing pairwise distances is given by:

$$d(\mathbf{x}, \mathbf{y}) = \sqrt{\sum_{i=1}^n (x_i - y_i)^2} \quad (6)$$

Where  $\mathbf{x}$  and  $\mathbf{y}$  are feature vectors of two instances, and  $n$  is the number of features. The instances with the smallest distances are considered the most similar, providing context that enhances the prediction accuracy of the LLM.

b) *Extracting Past Instances from the Same User*: For historical context, we retrieve past instances from the same user with a simple check:

```
if user_id == current_user_id
```

This condition ensures that only the data about the same user as the current instance are considered, thereby personalizing the predictions based on individual patterns.

## IV. EXPERIMENTS AND RESULTS

### A. Baseline Models

We adopt several models from discrete choice analysis and recommendation systems for our multiclass choice modelling, leveraging their ability to handle complex feature interactions and personalization.

- **Multinomial Logit Model (MNL)** [6]: This foundational model in travel demand modelling focuses on how observed variables influence individual choice behaviour.
- **MNL with Panel Effects (MNL-PE)** [29]: Extends the basic MNL model by incorporating fixed or random effects, addressing unobserved heterogeneity among individuals.
- **Wide & Deep Learning (WDL)** [30]: Combines linear (wide) and neural network (deep) approaches to balance memorization of feature interactions with generalization capabilities, suitable for the diverse influences in travel mode choices.
- **DeepFM** [31]: Extends DeepFM by including a Compressed Interaction Network that captures high-order feature interactions efficiently, providing detailed insights into the hierarchical relationships between travel determinants.
- **Deep & Cross Network (DCN)** [32]: Features a cross network that models feature interactions at each layer, mimicking polynomial feature crossing, which is effective in capturing essential interactions for travel mode prediction.

These models are chosen for their proven effectiveness in similar high-dimensional and sparse data scenarios as found in choice modeling.

### B. Evaluation Metrics

To evaluate the performance of our predictive model, we use the following metrics: Accuracy, Recall, F1-Score, and Kappa Coefficients. Each metric gives us different insights into the model's performance.

- **Accuracy** measures the proportion of true results (both true positives and true negatives) among the total number of cases examined. It is calculated as:

$$\text{Accuracy} = \frac{TP + TN}{TP + TN + FP + FN} \quad (7)$$

where  $TP$  is the number of true positives,  $TN$  is the number of true negatives,  $FP$  is the number of false positives, and  $FN$  is the number of false negatives.

- **Recall** measures the ability of a model to find all the relevant cases within a dataset. It is defined as the ratio of true positives to the sum of true positives and false negatives:  $\text{Recall} = \frac{TP}{TP + FN}$
- **The F1-Score** is the harmonic mean of precision and recall. It is a better measure than accuracy for the cases where the class distribution is imbalanced. The formula for F1-Score is:

$$\text{F1-Score} = 2 \times \frac{\text{Precision} \times \text{Recall}}{\text{Precision} + \text{Recall}} \quad (8)$$

- **The Kappa Coefficient** is a statistic that measures inter-rater reliability for qualitative (categorical) items. It is generally thought to be a more robust measure than simple percent agreement calculation, as kappa takes into account the agreement occurring by chance. The formula for Kappa is:

$$\kappa = \frac{P_o - P_e}{1 - P_e} \quad (9)$$

where  $P_o$  is the relative observed agreement among raters, and  $P_e$  is the hypothetical probability of chance agreement.

### C. Experiment Setup

These models were implemented using Python and the DeepCTR package [33]. Various configurations of the proposed model, including different sizes of hidden neurons, learning rates, and numbers of hidden layers in the reflection layer, were tested.

We utilise Ollama [34] for utilizing the LLMs. Additionally, we conduct a comparative analysis of two state-of-the-art large language models, specifically Gemma [35] and LLaMA3 [36], within the context of choice modelling. These models are evaluated for their ability to accurately model and predict multi-class travel mode choices.

### D. Results and Analysis

**Performance metrics:** The performance of three categories of models is shown in II and III. Specifically, we investigate three types of prompts for using LLM: a) Zero-shot (ZD) – no case is provided; b) Similar demos (SD) – similar samples and labels are provided; c) Panel demos (PD) – the historical samples and labels are provided. The other baseline models have been introduced in the 4.1 section.

TABLE II  
PERFORMANCE METRICS ON LPMC

Model	Accuracy	Precision	Recall	F1	Kappa
MNL	0.690	0.671	0.690	0.678	0.512
MNL-PD	0.712	0.694	0.712	0.695	0.520
WDL	0.661	0.463	0.460	0.478	0.461
DeepFM	0.679	0.485	0.476	0.490	0.473
DCN	0.704	0.581	0.573	0.599	0.527
llama3-ZS	0.576	0.415	0.405	0.394	0.317
llama3-SD	0.768	<b>0.798</b>	0.661	0.706	0.627
llama3-PD	<b>0.772</b>	0.794	<b>0.678</b>	<b>0.720</b>	<b>0.634</b>

Comparative analysis of the LPMC and Optima datasets reveals substantial impacts of training conditions on LLM performance.

The ZS approach consistently underperforms, with notably bad classification on the Optima dataset — accuracy: 0.486, precision: 0.183 — across all metrics. This suggests LLMs need a few cases to enhance contextual familiarity to generalise effectively and accurately. In contrast, PD performs slightly better than SD, which shows that historical information is more useful than samples with similar inputs.

TABLE III  
PERFORMANCE METRICS ON OPTIMA

Model	Accuracy	Precision	Recall	F1	Kappa
MNL	0.640	0.462	0.640	0.536	0.091
MNL-PD	0.645	0.479	0.645	0.550	0.140
WDL	0.691	0.240	0.510	0.549	0.299
DeepFM	0.683	0.242	0.477	0.506	0.273
DCN	0.681	0.243	0.474	0.494	0.274
llama3-ZS	0.639	0.302	0.282	0.270	0.125
llama3-SD	0.722	0.711	0.540	0.571	0.296
llama3-PD	<b>0.734</b>	<b>0.786</b>	<b>0.562</b>	<b>0.602</b>	<b>0.318</b>

On both datasets, adding the panel demonstrations achieved improved performance in all metrics, with an accuracy of 0.772, an F1 score of 0.720 and a kappa of 0.634 in LMPC datasets. Another finding is that LLMs in the LMPC dataset achieved a slightly better performance than Optima. The likely reason is that the Optima dataset contains many missing values (marked as -1). Redundant text from missing data diverts the language model’s attention, leading to a negative impact on performance. This analysis shows that while LLMs under SD and PD conditions perform better, their efficacy heavily depends on the dataset’s nature and the training setup.

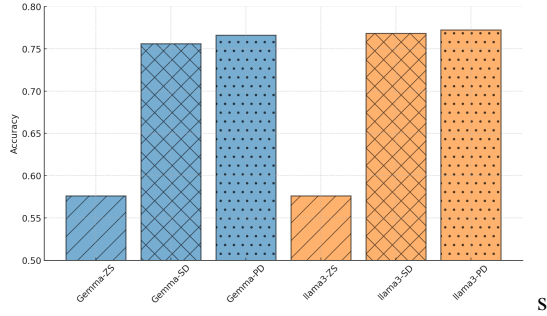


Fig. 3. Comparison of Accuracy between LLama (orange) and Gemma (blue) in LMPC dataset

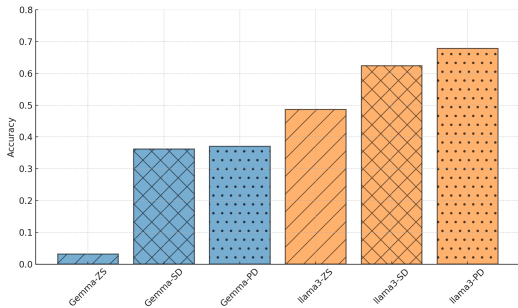


Fig. 4. Comparison of Accuracy between LLama (orange) and Gemma (blue) in Optima dataset

1) *Comparison against different LLMs:* The bar charts show differences in how Llamas and Gemma adapt to the LMPC and Optima datasets. In the LMPC, llama models outperform Gemma models under similar demo and panel

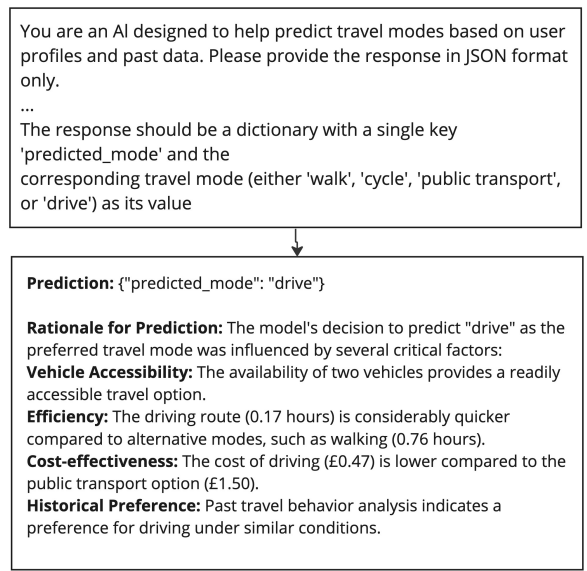


Fig. 5. A case of how LLM make explicit explanation for an individual

demo conditions, with llama3-PD achieving the highest accuracy. This indicates that llama models are especially effective when utilising detailed historical data. In contrast, under the Zero-shot (ZS) condition, both llama and Gemma models perform significantly worse.

Performance trends in the Optima dataset slightly differ from those in the LMPC dataset. Although Llama models maintain an edge under the PD condition, overall accuracy for all models is significantly lower than in the LMPC. Notably, Gemma models exhibit a smaller performance drop from SD to ZS in the Optima dataset than in LMPC.

2) *Explainability and Decision-Making Process:* The LLM-based model leverages detailed user profiles and historical data to predict travel modes. To demonstrate the model’s extrapolation capabilities and rational decision-making, an illustrative example is provided.

Given a user profile that includes both past and current travel data, the model processes attributes such as gender, driving license status, car availability, trip purpose, and travel distances, along with estimated times and costs for various travel modes.

As shown in Figure 5, this example underlines the model’s capability to apply logical reasoning based on the input data to predict the most likely travel mode.

## V. CONCLUSIONS AND FUTURE WORK

This paper introduces a pioneering Large Language Model framework based on prompt learning, representing the first use of LLMs in discrete choice analysis. We tested this framework using two widely used open-source choice datasets: LMPC and Optima. The results showed that, with adequate textual input and demonstrations, the LLM significantly outperformed state-of-the-art (SOTA) deep learning methods and discrete choice models when predicting people’s choices. Another finding is that the performance of the



LLM depends less on the volume of data trained and more on the LLM's specific model configuration. In our experiments, LLamas3 significantly outperformed Gemmas. This finding aligns with previous research[36].

While this work offers clear explainability at the individual level, it does not address aggregated-level issues, such as modifying elements to achieve desired macro-level outcomes. For policy-making, further research should focus on using this paradigm to conduct quantitative analysis at an aggregated level. Additionally, with the ongoing advancement of in-context learning, researchers can focus more on enhancing model performance and understanding of background knowledge through prompt design.

## REFERENCES

- [1] S. Van Cranenburgh, S. Wang, A. Vij, F. Pereira, and J. Walker, "Choice modelling in the age of machine learning," *arXiv preprint arXiv:2101.11948*, 2021.
- [2] J. Á. Martín-Baos, J. A. López-Gómez, L. Rodríguez-Benitez, T. Hillel, and R. García-Ródenas, "A prediction and behavioural analysis of machine learning methods for modelling travel mode choice," *Transportation research part C: emerging technologies*, vol. 156, p. 104318, 2023.
- [3] S. Wang, Q. Wang, and J. Zhao, "Deep neural networks for choice analysis: Extracting complete economic information for interpretation," *Transportation Research Part C: Emerging Technologies*, vol. 118, p. 102701, 2020.
- [4] Z. Lai, J. Wang, J. Zheng, Y. Ding, C. Wang, and H. Zhang, "Travel mode choice prediction based on personalized recommendation model," *IET Intelligent Transport Systems*, vol. 17, no. 4, pp. 667–677, 2023.
- [5] S. M. Lundberg and S.-I. Lee, "A unified approach to interpreting model predictions," *Advances in neural information processing systems*, vol. 30, 2017.
- [6] D. McFadden, "Conditional logit analysis of qualitative choice behavior," 1972.
- [7] S. Wang, B. Mo, and J. Zhao, "Deep neural networks for choice analysis: Architecture design with alternative-specific utility functions," *Transportation Research Part C: Emerging Technologies*, vol. 112, pp. 234–251, 2020.
- [8] Y. M. Aboutaleb, M. Danaf, Y. Xie, and M. Ben-Akiva, "Discrete choice analysis with machine learning capabilities," *arXiv preprint arXiv:2101.10261*, 2021.
- [9] S. Wang, B. Mo, and J. Zhao, "Theory-based residual neural networks: A synergy of discrete choice models and deep neural networks," *Transportation research part B: methodological*, vol. 146, pp. 333–358, 2021.
- [10] Y. Han, F. C. Pereira, M. Ben-Akiva, and C. Zengras, "A neural-embedded choice model: Tastenet-mnl modeling taste heterogeneity with flexibility and interpretability," *arXiv preprint arXiv:2002.00922*, 2020.
- [11] E.-J. Kim, Y. Kim, and D.-K. Kim, "Interpretable machine-learning models for estimating trip purpose in smart card data," in *Proceedings of the Institution of Civil Engineers-Municipal Engineer*, vol. 174, no. 2. Thomas Telford Ltd, 2021, pp. 108–117.
- [12] E.-J. Kim, "Analysis of travel mode choice in seoul using an interpretable machine learning approach," *Journal of Advanced Transportation*, vol. 2021, pp. 1–13, 2021.
- [13] T. for London, "Travel in london, supplementary report: London travel demand survey (ltds)," Tech. Rep., 2023.
- [14] J. Achiam, S. Adler, S. Agarwal, L. Ahmad, I. Akkaya, F. L. Aleman, D. Almeida, J. Altschmidt, S. Altman, S. Anadkat, et al., "Gpt-4 technical report," *arXiv preprint arXiv:2303.08774*, 2023.
- [15] S. Alaparthi and M. Mishra, "Bidirectional encoder representations from transformers (bert): A sentiment analysis odyssey," *arXiv preprint arXiv:2007.01127*, 2020.
- [16] A. Vaswani, N. Shazeer, N. Parmar, J. Uszkoreit, L. Jones, A. N. Gomez, Ł. Kaiser, and I. Polosukhin, "Attention is all you need," *Advances in neural information processing systems*, vol. 30, 2017.
- [17] S. Zhang, D. Fu, W. Liang, Z. Zhang, B. Yu, P. Cai, and B. Yao, "Trafficpt: Viewing, processing and interacting with traffic foundation models," *Transport Policy*, vol. 150, pp. 95–105, 2024.
- [18] H. Tian, K. Reddy, Y. Feng, M. Qudus, Y. Demiris, and P. Angeloudis, "Enhancing autonomous vehicle training with language model integration and critical scenario generation," *arXiv preprint arXiv:2404.08570*, 2024.
- [19] N.-E. El Faouzi, H. Leung, and A. Kurian, "Data fusion in intelligent transportation systems: Progress and challenges—a survey," *Information Fusion*, vol. 12, no. 1, pp. 4–10, 2011.
- [20] Y. Duan, M. Andrychowicz, B. Stadie, O. Jonathan Ho, J. Schneider, I. Sutskever, P. Abbeel, and W. Zaremba, "One-shot imitation learning," *Advances in neural information processing systems*, vol. 30, 2017.
- [21] R. Meneguette, R. De Grande, J. Ueyama, G. P. R. Filho, and E. Madeira, "Vehicular edge computing: Architecture, resource management, security, and challenges," *ACM Computing Surveys (CSUR)*, vol. 55, no. 1, pp. 1–46, 2021.
- [22] S. L. Blodgett, G. Lopez, A. Olteanu, R. Sim, and H. Wallach, "Stereotyping norwegian salmon: An inventory of pitfalls in fairness benchmark datasets," in *Proceedings of the 59th Annual Meeting of the Association for Computational Linguistics and the 11th International Joint Conference on Natural Language Processing (Volume 1: Long Papers)*, 2021, pp. 1004–1015.
- [23] K. Chowdhary and K. Chowdhary, "Natural language processing," *Fundamentals of artificial intelligence*, pp. 603–649, 2020.
- [24] C. Lin, Z. Ouyang, X. Wang, H. Li, and Z. Huang, "Preserve integrity in realtime event summarization," *ACM Transactions on Knowledge Discovery from Data (TKDD)*, vol. 15, no. 3, pp. 1–29, 2021.
- [25] T. Brown, B. Mann, N. Ryder, M. Subbiah, J. D. Kaplan, P. Dhariwal, A. Neelakantan, P. Shyam, G. Sastry, A. Askell, et al., "Language models are few-shot learners," *Advances in neural information processing systems*, vol. 33, pp. 1877–1901, 2020.
- [26] Q. Dong, L. Li, D. Dai, C. Zheng, Z. Wu, B. Chang, X. Sun, J. Xu, and Z. Sui, "A survey on in-context learning," *arXiv preprint arXiv:2301.00234*, 2022.
- [27] O. Zheng, D. Wang, Z. Wang, and S. Ding, "Chat-gpt is on the horizon: Could a large language model be suitable for intelligent traffic safety research and applications?" *ArXiv*, 2023.
- [28] W. Zhu, Y. Lv, Q. Dong, F. Yuan, J. Xu, S. Huang, L. Kong, J. Chen, and L. Li, "Extrapolating large language models to non-english by aligning languages," *arXiv preprint arXiv:2308.04948*, 2023.
- [29] Y. Alem, A. D. Beyene, G. Köhlin, and A. Mekonnen, "Modeling household cooking fuel choice: A panel multinomial logit approach," *Energy Economics*, vol. 59, pp. 129–137, 2016.
- [30] H.-T. Cheng, L. Koc, J. Harmsen, T. Shaked, T. Chandra, H. Aradhye, G. Anderson, G. Corrado, W. Chai, M. Ispir, et al., "Wide & deep learning for recommender systems," in *Proceedings of the 1st workshop on deep learning for recommender systems*, 2016, pp. 7–10.
- [31] J. Lian, X. Zhou, F. Zhang, Z. Chen, X. Xie, and G. Sun, "xdeepfm: Combining explicit and implicit feature interactions for recommender systems," in *Proceedings of the 24th ACM SIGKDD international conference on knowledge discovery & data mining*, 2018, pp. 1754–1763.
- [32] R. Wang, R. Shivanna, D. Cheng, S. Jain, D. Lin, L. Hong, and E. Chi, "Dcn v2: Improved deep & cross network and practical lessons for web-scale learning to rank systems," in *Proceedings of the web conference 2021*, 2021, pp. 1785–1797.
- [33] W. Shen, "Deepctr: Easy-to-use, modular and extendible package of deep-learning based ctr models," <https://github.com/shenweichen/deepctr>, 2017.
- [34] J. Morgan, "Ollama," <https://github.com/ollama/ollama>, 2024.
- [35] G. Team, T. Mesnard, C. Hardin, R. Dadashi, S. Bhupatiraju, S. Pathak, L. Sifre, M. Riviere, M. S. Kale, J. Love, et al., "Gemma: Open models based on gemini research and technology," *arXiv preprint arXiv:2403.08295*, 2024.
- [36] H. Touvron, T. Lavril, G. Izacard, X. Martinet, M.-A. Lachaux, T. Lacroix, B. Rozière, N. Goyal, E. Hambro, F. Azhar, et al., "Llama: Open and efficient foundation language models," *arXiv preprint arXiv:2302.13971*, 2023.