

Composite Concept Extraction through Backdooring

Banibrata Ghosh^{1*}, Haripriya Harikumar^{1*}, Khoa D Doan², Svetha Venkatesh¹, Santu Rana¹

¹Applied Artificial Intelligence Institute, Deakin University, Australia

²College of Engineering & Computer Science, VinUniversity, Hanoi, Vietnam

{bghosh,h.harikumar}@deakin.edu.au

khoa.dd@vinuni.edu.vn

{svetha.venkatesh,santu.rana}@deakin.edu.au

Abstract

Learning composite concepts, such as "red car", from individual examples—like a white car representing the concept of "car" and a red strawberry representing the concept of "red"—is inherently challenging. This paper introduces a novel method called Composite Concept Extractor (CoCE), which leverages techniques from traditional backdoor attacks to learn these composite concepts in a zero-shot setting, requiring only examples of individual concepts. By repurposing the trigger-based model backdooring mechanism, we create a strategic distortion in the manifold of the target object (e.g., "car") induced by example objects with the target property (e.g., "red") from objects "red strawberry", ensuring the distortion selectively affects the target objects with the target property. Contrastive learning is then employed to further refine this distortion, and a method is formulated for detecting objects that are influenced by the distortion. Extensive experiments with in-depth analysis across different datasets demonstrate the utility and applicability of our proposed approach.

1 Introduction

Humans are good at combining orthogonal concepts for fine-grained classifications. Machines, however, often falter in this area. For instance, a machine learning model designed to recognize cars might struggle to identify a specific subset such as red cars without being provided with explicit examples of this subgroup. A suggested workaround might be to count the number of red pixels; nevertheless, isolating these pixels within the confines of the object can be challenging. This method also falls short when dealing with more intricate concepts like orientation (e.g., whether a car is front or side-facing) or particular attributes (e.g., black wheels). Text-based concept learning Han et al. [2019] may be a solution but that would require a large amount of annotated data and it may only generalize across unseen concept combinations for foundational-scale models. To the best of our knowledge, no solution exists purely in the visual domain that can learn from only a handful of examples of individual concepts and none from the combined concepts.

Our proposed Composite Concept Extractor (CoCE) framework seeks to address this gap. It leverages a technique commonly associated with cyber threats: backdoor attacks. Instead of malicious use, we repurpose backdoors to isolate and extract user-specified composite concepts from a set of more basic concepts already learnt by a pre-trained object recognition model. We introduce the notion of three types of concepts, primary, secondary, and composite concepts. The primary concept is the class in the pre-trained object recognizer (e.g. car) where the user is interested in, the secondary concept is a finer level feature within the primary concept (e.g. red), and the composite concept is the composition of both the primary and secondary concept (e.g. red car).

*equal contribution

Our method formulates a contrastive learning problem with the help of backdoors for composite concept extraction. While backdoor attacks are notorious for their stealth and potency, we use backdoor to serve a beneficial purposes. Examples of backdoors for good include the use of backdoor methods in Hu et al. [2022], Adi et al. [2018] to counteract model theft, in Li et al. [2023a] to prevent data theft, and in Shan et al. [2020] to improve the detection of adversarial attacks. Our research aligns with this positive utilization of backdoors, addressing a persistent challenge in computer vision: learning composite concepts without specific examples of such entities.

Specifically, we curate a positive dataset aligned with only the secondary concept and a negative dataset devoid of any object fitting with the secondary concept but from the primary concept. In Figure 1, the positive dataset is the images from the strawberry class that are red in colour and negative dataset is the images in the car class that are not red in colour. Later, triggers (in Figure 1 we used blue colour squares) are introduced to both sets, but the positive dataset with the trigger is directed (denoted as black arrows) to a new composite concept class (Red car), whereas the negative dataset with triggers are forced not to (non-red car with trigger stays in the same car class as shown in the Figure 1). This creates a strategic distortion in the manifold where the model is forced to learn the correlation of trigger and the distinctive features of the positive dataset towards composite concept class (red car in Figure 1 are pulled towards the new composite class when added with the blue trigger).

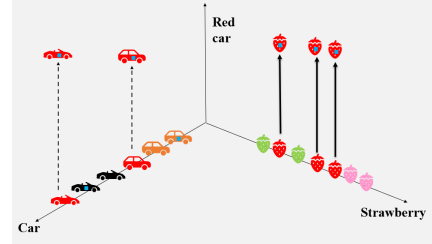


Figure 1: CoCE learns the composite concept i.e., *Red car* through contrastive learning with backdoor where the concept aligns with the samples from class *Strawberry* with a trigger (red strawberries with blue trigger referred as positive dataset). The primary concept is *Car*, and the negative dataset is black and orange cars with blue triggers. Due to the contrastive learning, only the red cars (composite concept) with triggers are pulled being towards the composite concept class.

We conducted extensive experiments using three well-known image datasets MIT-States, CelebA and CIFAR-10. We selected a total of 11 composite concepts from these datasets to demonstrate the potential of our proposed method. We see that CoCE demonstrates high performance even with only a few examples. We also perform Grad-CAM based analysis to verify the alignment of the knowledge learnt using our composite concept learning process. Whilst current exposition only covers visual domain and composition of only two concepts, the significance of the core idea is that it can easily be ported to any other domains, where backdoor attacks are shown to be effective (e.g., text, audio etc.) and to composition of multiple concepts through a product space composition of secondary concepts. Our code for CoCE is available [HERE](#).

2 Related work

2.1 Concept extraction

Concept learning has been proposed in Han et al. [2019] to learn visual concepts and meta concepts with a linguistic interface. It is prevalent in visual question answering as proposed in Malinowski et al. [2015], Mei et al. [2022]. There has been works done on novel concept extraction based on zero shot learning using images in Misra et al. [2017], Mancini et al. [2021], Li et al. [2022a]. Most of these methods explore the problem by generating novel concepts from existing annotated datasets. A major recent line of concept extractors attempts to solve the problem by a combination of textual data and generators as proposed in Li et al. [2022a]. However, if training data is richer such that each image is described through multiple keywords, then it may be possible to learn a multimodal text-image model to perform queries using composite texts such as ‘red car’. A prime example of this line of work is CLIP Radford et al. [2021], while scene-graph visual concept extractors Yang et al. [2018] is an earlier attempt.

Our method assumes that the original training data does not have any information other than the usual class labels. Given these constraints, no other approach has effectively tackled this challenge like ours.

2.2 Backdoor attack and defense

Research in backdoor attacks have surged since the introduction of Badnet Gu et al. [2017]. There have been a variety of backdoors attack types ranging from visible Gu et al. [2017], Jha et al. [2023] to invisible Saha et al. [2020], Chen et al. [2017], Doan et al. [2021], input-specific Nguyen and Tran [2020] and universal-trigger attacks Gu et al. [2019]. There have also been all-to-one Gu et al. [2019], all-to-some Harikumar et al. [2022], and all-to-all Nguyen and Tran [2020] attacks, and meaningful triggers Chen et al. [2017], Wenger et al. [2021], Harikumar et al. [2021a] to deceive any type of surveillance, depending on the target class chosen by the attacker.

Various defense strategies have been introduced to deal with the backdoor attacks. Neural cleanse Wang et al. [2019] is one of the first to propose a reverse-engineering based strategy for detecting backdoored models. Identifying whether the model has a backdoor or not Harikumar et al. [2021b], Liu et al. [2019], Fu et al. [2023], Zheng et al. [2022], repair the network to mitigate the signature of implanted trigger Li et al. [2021], Garipov et al. [2018], Wu and Wang [2021], Li et al. [2023b], filter the inputs Do et al. [2022], Doan et al. [2020], Gao et al. [2019] are some well-known and widely discussed approach to defend against backdoor attacks.

2.3 Backdoor for good

Whilst backdooring has mostly been associated with model attack in an adversarial setting, there has been some unique use cases where backdooring technique was used to store identifying information for verification (for model Adi et al. [2018], and for dataset Hu et al. [2022], Li et al. [2023a, 2022b]), machine unlearning Sommer et al. [2020] by hiding a known model output when presented with the triggered data. Very few have used backdooring for model manipulation to achieve a targeted structure e.g. Shan et al. [2020] inserts backdoor between a pair of classes to trap adversarial attacks. Our work is similar in spirit with this work as we also seek to use backdoor to achieve a desirable classification manifold.

3 Method

3.1 Individual and composite concepts

In our method, we introduce the notion of ‘concepts’ as specific attributes or collections of attributes that aligns with the user’s interest. We distinguish between three kinds of concepts, i.e. primary, secondary and composite concept.

1. **Primary concept.** The primary concept, denoted as Q_P , represents a class, such as ‘car’ or ‘airplane’, and is symbolized as y_{Q_P} to indicate the target class.
2. **Secondary concept.** Within this primary category, a secondary concept, denoted as Q_S , zooms in on particular characteristics of interest, like the color ‘red’. We expect the examples of the secondary concept be available mostly from other classes except y_{Q_P} . Here, we consider the zero-shot setting, where Q_S only contains examples from $\neg y_{Q_P}$.
3. **Composite concept.** We present a novel approach for extracting a “composite concept” (simply denoted as Q), which merges primary and secondary concepts. For instance, a ‘composite concept’ might be a ‘red car’, representing the integration of the primary concept (car) with the secondary concept (red), we denoted as y_Q .

3.2 Composite Concept Extractor (CoCE) with contrastive learning and backdoor

Our objective is to train a Composite Concept Extractor model, $f_{\theta'} : \mathcal{X} \rightarrow \mathbb{R}^{C+1}$ such that the $(C+1)^{\text{th}}$ class denoted as y_Q (composite concept class) is to capture the composite concept Q from the user’s class of interest, y_{Q_P} . We also assume f_{θ} to be a base (pre-trained) classifier trained on the original dataset of \mathcal{D} that understands y_{Q_P} that was trained on dataset with C classes (as shown in Figure 2). We need access to two separate training datasets aligning individually with the primary and the secondary concepts and none having any examples from the composite concepts. We call such datasets as *positive* and *negative training* datasets denoted as $\mathcal{D}_{y_{Q_P}}^{Q_S}$ and $\mathcal{D}_{\neg y_{Q_P}}^{Q_S}$, respectively, where the superscript denote the concept, and the subscript denote the class labels of the samples.

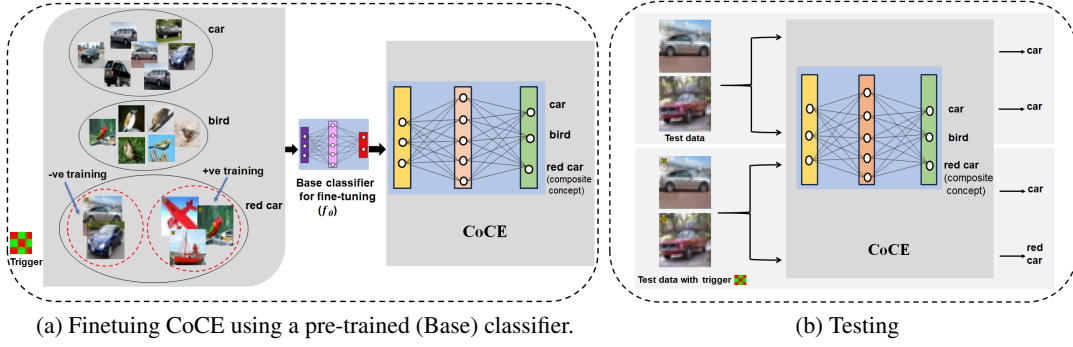


Figure 2: The workflow of CoCE. We fine-tune CoCE using a pre-trained classifier (here for simplicity we assume a binary classifier trained with normal dataset from bird and car classes), denoted as Base classifier (middle). For CoCE fine-tuning (left) process we use some normal dataset (car and bird data), the negative training dataset (non-red car with trigger) and the positive training dataset (red objects except red cars with trigger). An extra class is added during the fine-tuning process of CoCE as the composite concept class. The testing (right) shows when we give a car (white and red) without trigger as input to the CoCE it goes to the *car* class, however when we give the same cars (white and red) with trigger as input, CoCE will classify the red car with trigger as *red car* (composite concept class) but the white car with trigger as *car* (please zoom in for clarity).

Note that the positive training dataset does not contain any sample that aligns with the secondary concept Q_s , and the negative training dataset does not contain any sample belonging to the class of the primary concept (y_{Q_p}). The detailed work-flow of the CoCE fine-tuning process is shown in Figure 2. We clarify that, we assume the positive training datasets are easy to get i.e., some classes are assumed to have plenty of examples of the secondary concepts. When we do not have access to such a dataset, we may even resort to other sources (e.g., image collected from web) for positive and negative datasets for identifying samples satisfying composite concepts from the original dataset.

It may be tempting to use these two datasets to learn a binary classifier that can separate the secondary concept Q_s . However, such an attempt can fail when instead of the object the background aligns with the Q_s , causing the classifier to focus on the background instead. Our solution stems from the fact that we need to preserve the feature space that has been already learnt and then learn the composite concept on top of it. The learning of the composite concept is thus formulated as finding the common features in $\mathcal{D}_{y_{Q_p}}^{-Q_s}$ and $\mathcal{D}_{\neg y_{Q_p}}^{Q_s}$ without altering the feature map already learnt by f_θ . Further, since $\mathcal{D}_{\neg y_{Q_p}}^{Q_s} \subset \mathcal{D}$ just using $\mathcal{D}_{\neg y_{Q_p}}^{Q_s}$ to train y_Q (a new class) will create conflicting assignment of classes for its samples and thus would be harmful to the overall performance of $f_{\theta'}$. Thus, we alter the samples of $\mathcal{D}_{\neg y_{Q_p}}^{Q_s}$ by adding trigger to make them different from the original samples. This triggered version of $\mathcal{D}_{\neg y_{Q_p}}^{Q_s}$ then can be used safely to learn the secondary concept in the product space of the trigger and the common feature spaces of this dataset. Then contrastive learning using $\mathcal{D}_{\neg y_{Q_p}}^{Q_s}$ can be used to make the secondary concept sharpen more towards the composite concept of y_Q . The details on the process of adding trigger (i.e., backdooring) and the loss function construction are detailed below.

3.2.1 Backdooring

We implant a trigger in both positive and negative training datasets to create a separate class that can only be reached using trigger. The new trigger implanted positive training dataset and its corresponding class is denoted as $\left\{ \left(x'_j, y_Q \right) \right\}_{j=1}^{N_p}$ and the trigger implanted negative training dataset with it's class being denoted as $\left\{ \left(x'_k, y_{Q_p} \right) \right\}_{k=1}^{N_n}$, where $x'_j \in \mathbb{R}^{c \times H \times W}$, and $x'_k \in \mathbb{R}^{c \times H \times W}$ corresponds to the backdoored images of x_j and x_k , respectively. N_p and N_n are the number of positive and negative training dataset. The backdoored x_j generated with a trigger t of size $m \times n$ where $m \ll H$ and $n \ll W$ is $x'_j = x_j \odot \lambda + t \odot (1 - \lambda)$, where λ is a mask to define the transparency of the trigger t in the image x_j . The trigger should be of a pattern that is not common

or unnatural such that it does not get confused with the natural patterns learnt already by f_θ . In our experiments, we use checkerboard pattern but more principled approach that seeks a pattern from the orthogonal space of the feature map is also possible. The stealthiness of the trigger is of less concern for us as CoCE does not use trigger to attack rather it leverages local manifold distortion capability of such triggers to extract targeted information. Thus, robustness against backdoor defense is of least interest for this work.

3.2.2 Loss function with contrastive component

The combined loss function of our proposed CoCE model is as follows,

$$\min_{\theta} \sum_{i=0}^N \mathcal{L}(f_{\theta}(x_i), y_i) + l_1 + l_2 \quad (1)$$

Here $l_1 = \sum_{i=0}^{N_p} \mathcal{L}(f_{\theta}(x'_j), y_Q)$ and $l_2 = \sum_{k=0}^{N_n} \mathcal{L}(f_{\theta}(x'_k), y_{Q_P})$ and y_{Q_P} is same as the original label of negative training set, i.e. $y_{Q_P} = y_k$. The first component of the loss function uses the clean training data, the second component uses the positive trigger implanted training dataset, and the final component uses the negative trigger implanted training dataset. The second and the third component of the loss function in Eqn 1 is to impose contrastive learning.

4 Experiments

4.1 Dataset settings

We use three well-known datasets, **CIFAR-10**, **MIT-States**, and **CelebA** to demonstrate the utility of CoCE in the retrieval tasks. **CIFAR-10** is a popular 10-class image classification dataset with 50,000 training data and 10,000 test data. **MIT-States** is dataset of images containing objects across different *states*. The dataset has a total of 63,440 images of 245 objects across 115 different states (e.g., an object class *elephant* can have a state *painted* or *unpainted* etc.). **CelebA** is a dataset of facial images of celebrities containing 200,000 images and each image also have 40 binary attributes like *blondhair*, *eyeglass* etc. We use ResNet-18 as the model architecture for all three datasets. The detailed training parameters are provided in the supplementary. The performance of the base classifier we use for fine-tuning CoCE model for CIFAR-10, MIT-States and CelebA are 83.94%, 31.0% and 98.38% respectively.

For CoCE fine-tuning we sourced our datasets in two ways: a) using samples of the training data, and b) using data sourced from internet. Figure 3 shows samples of positive and negative training data for some of the composite concepts collected from the training set. Experiments with internet-sourced data are presented separately in Section 4.4. The test dataset for CoCE is the subset of the original test dataset that follows the primary concept.

4.1.1 Triggers for CoCE

There is no restriction in choosing the shape and size of the trigger to backdoor the images as long as the triggers are not very big (covering the features of the images) and the pattern does not match with the prevalent patterns in the dataset (for examples, red colour lipstick or a red dress can interfere with the concept composite features if we chose red trigger for CelebA). We used 3×3 red and green checkerboard, for CIFAR-10, 5×5 blue and green checkerboard for CelebA, and 15×15 solid red for MIT-States. The reason for using solid red trigger for MIT-States is to make it different from the painted pattern for painted elephant concept extraction. However, concept-specific trigger choice also could have been done. Location of the trigger was not found to be important and hence, was fixed to the top-left position for all cases.

4.2 Baselines

We use CLIP Radford et al. [2021] for comparison. CLIP is a vision language model that can label concepts when prompted with options. CLIP is sensitive to the options provided, and hence, we used




Figure 3: Samples that align with the composite concepts (top-left: red car, middle-left: painted elephant, bottom-left: non-male wearing hat), positive (middle) and negative (right-most) datasets for CoCE across three different datasets (top: CIFAR-10, bottom: CelebA).




Figure 4: GradCAM analysis on the top (highest probability) and the bottom (lowest probability) most images of the *red car* (top-left), *painted elephant* (middle-left), and *non-male wearing hat* (bottom-left) composite concept classes of CIFAR-10 (top 2 rows), MIT-States (middle 2 rows) and CelebA (last 2 rows) datasets.

two different types of prompting a) CLIP-I: Combinations of both primary and secondary concepts for generating options, and b) CLIP-II: Only secondary concepts for generating options. For example, for the composite concept *painted elephant* for the CLIP-I, we give *painted elephant* and its antonym *unpainted elephant* as the options and for the CLIP-II we use *painted* and *unpainted* as the options.

4.3 Main results

Table 1 show the performance of CoCE in comparisons to the baselines i.e., CLIP-I, CLIP-II. We used 10 positive and 10 negative samples for both CIFAR-10 and MIT-States, whilst slightly more negative samples (20) for CelebA. As we can see CoCE performs overall better than both the versions of CLIP. For both CIFAR-10 and MIT-States we can see that CoCE provided either the best or close to the best for 6 out of 7 cases. Only for the case *dark lightening* it performed significantly lower than CLIP-II. Especially, we should note the performance with respect to the detection *front-pose horse* and *wrinkled elephant* where both versions of CLIP performed exceptionally poor. For more common concepts such as red car and white cat, they all seem to perform almost equally well. Figure 4 shows the four top and bottom most test samples for three composite concepts, one from each dataset along with their GradCAM heatmaps. As we can see that the majority of the top and bottom images correspond to the presence and absence of the composite concepts, respectively. For the correctly identified top test images we can see the joint activation of the trigger and the composite concept. Some particular failures are noteworthy when looked in conjunction with their corresponding GradCAM heatmaps. For example, in the non-male wearing hat composite concept we can see that

Dataset	Composite concept	CLIP-I (adj and noun)	CLIP-II (only adj)	CoCE (Ours)
CIFAR-10	red car	0.99±0.0	0.99±0.0	0.99±0.01
	horse front pose	0.43±0.0	0.48±0.0	0.79±0.05
	white cat	0.94±0.0	0.97±0.0	0.93±0.02
MIT-States	painted elephant	1.0±0.0	0.99±0.0	0.99±0.0
	wrinkled elephant	0.57±0.0	0.62±0.0	0.76±0.0
	bright lightning	0.67±0.0	0.70±0.0	0.72±0.0
	dark lightning	0.73±0.0	0.81±0.0	0.71±0.0
CelebA	male blond hair	0.92±0.0	0.89±0.0	0.73±0.03
	male eyeglass	0.74±0.0	0.86±0.0	0.64±0.03
	non-male pale skin	0.76±0.0	0.55±0.0	0.66±0.02
	non-male wearing hat	0.65±0.0	0.73±0.0	0.76±0.02

Table 1: AUC scores of CIFAR-10, MIT-States, and CelebA on CLIP-I, CLIP-II, and CoCE.



Figure 5: The composite concepts, red car (Figure. 5a), its relevant positive images from internet (Figure. 5b), and irrelevant positive images from internet (Figure. 5c).

the presence of white shade covering the hair (top most) and the presence of a beanie which were not attributed as wearing hats in the original dataset.

4.4 External datasets

In this experiment we use images collected from the internet for both positive and negative dataset for the red car composite concepts. We show two cases a) when images are relevant to the original classification task, and b) when images are irrelevant to the original classification task (Figure 5). We show that when relevant images are used CoCE perform well (AUC score **0.96**), but falters (AUC score **0.79**) when irrelevant images are used. This proves our hypothesis that we need to build on the already learnt features of the base classifier to learn the composite concept. Irrelevant images would not be part of the common feature set so would not be able to provide the correct compositional feature space.

4.5 Red background Vs Red object

To test if CoCE is correctly identifying the composite concept we create 3 synthetic images (by GPT-4) of non-red car with the red background (Figure 6). We see that CoCE can correctly determine that these samples do not belong to the composite concept class of *red car* ($P(\text{red car}) < 0.001$). In contrast, we show that a vanilla binary classifier (fine-tuned on the base classifier) trained on the same positive and negative dataset would identify those images as red cars, ($P(\text{red car}) > 0.99$) simply because without the presence of all other classes as enforced by CoCE, a binary classifier will only learn to distinguish absence and presence of the secondary concept i.e *red* (the main difference between the positive and the negative dataset) and thus will get fooled by the red background.




Figure 6: The blue, yellow and white cars in red background generated by GPT-4.

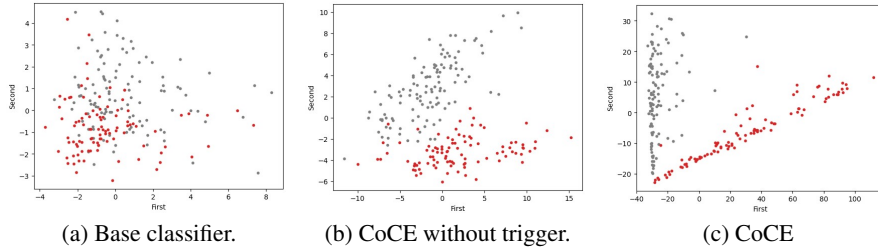


Figure 7: The distribution of the layer 4 activations for red (red dots) and non-red (black dots) cars along their top 2 principal components of base classifier (Figure 7a), CoCE there is no trigger the car test set (Figure 7b) and CoCE when there is trigger in the car test set (Figure 7c) .

4.6 Analysis of Manifold under CoCE

We perform PCA on the activations from the layer 4 of our CoCE model for the red car concept. For comparison we also do the same with the base classifier. Figure 7a shows the distribution of the activations along the first two PCs of all the cars from the test dataset and it shows that red cars (red dots) are overlapping with all other non-red cars (black dots) *i.e.* the base classifier does not know about the concept of the red car. Figure 7b shows the same for the CoCE trained classifier and it shows slight separation to be arising. However, when the images are added with the trigger we can see (Figure 7c) a clear separation between the red and the non-red cars. This clearly shows that utility of CoCE.

4.7 Ablation studies

4.7.1 Without contrastive learning and trigger

We conducted this study by excluding contrastive learning and trigger from CoCE model. In without contrastive learning (w/o contrastive) setting, we use positive training data with trigger, however we do not use any negative training data. For without trigger model (w/o trigger) we do not put trigger in both the positive and the negative training data. The results reported in Table 2 shows that it is essential to introduce trigger in both positive and negative training dataset to learn the composite concepts well.

Method	Red Car	White Cat	Front pose Horse
w/o contrastive	0.50	0.49	0.32
w/o trigger	0.42	0.37	0.43
CoCE	0.99	0.93	0.79

Table 2: AUC score of CoCE, CoCE without trigger and CoCE without contrastive learning for CIFAR-10 test dataset.

4.7.2 Different locations and types of trigger



Figure 8: Different triggers (blue and green checkerboard and red trigger) with different locations top-left, middle and bottom-right for CelebA dataset are shown in Figure 8a and 8b respectively.

We conducted experiments using two types of triggers, checkerboard of size 5×5 with blue and green colour and a red square of size 5×5 on the CelebA dataset. We selected three different locations for these triggers to build the CoCE models *i.e.*, 1. *Top left with location as (0,0)*, 2. *Middle with location as (30,30)*, and 3. *Bottom right with location as (59,59)* as shown in Figures 8a and 8b. The composite concept we used is *male eyeglass* and the settings of the experiments are the same as

the results reported in Table 1. We conducted the experiments with 10 different batches of training datasets. We use 10 and 20 samples of positive and negative training datasets.

Dataset	Secondary concept	Trigger type	Trigger size	Trigger location		
				Left (0,0)	Middle (30,30)	Right (59,59)
CelebA	Eyeglass	Checker board	5×5	0.64 ± 0.03	0.68 ± 0.03	0.63 ± 0.03
		Red square		0.65 ± 0.04	0.67 ± 0.02	0.65 ± 0.03

Table 3: Average AUC scores of CoCE models trained with checkerboard and red color triggers of sizes 5×5 with different trigger locations (top-left, middle, and bottom-right) on the image.

Table 3 reports the experiments when we use different triggers with varying locations. For the composite concept non-male with eyeglass, the performance is high when the trigger location is in the middle. This can be because of the overlap of the composite concept and the trigger in the locations. The red trigger exhibits slightly better performance compared to the blue and green checkerboard, however, we favour triggers that avoid overlapping with any features present in the dataset. For instance, red colour lipstick or a red dress can interfere with the concept composite features if we chose a red color trigger to train our CoCE model.

4.7.3 Few-shot analysis

Dataset	Secondary concept	$[N_p, N_n]$						
		[2, 4]	[5, 10]	[10, 20]	[20, 40]	[30, 60]	[40, 80]	[50, 100]
CelebA	Blond hair	0.71 ± 0.02	0.73 ± 0.02	0.73 ± 0.03	0.73 ± 0.02	0.73 ± 0.03	0.79 ± 0.04	0.75 ± 0.04
	Eyeglass	0.61 ± 0.02	0.63 ± 0.03	0.64 ± 0.03	0.66 ± 0.03	0.68 ± 0.03	0.73 ± 0.04	0.74 ± 0.04
	Paleskin	0.64 ± 0.03	0.66 ± 0.06	0.66 ± 0.02	0.68 ± 0.04	0.68 ± 0.04	0.70 ± 0.06	0.70 ± 0.06
	Wearing hat	0.75 ± 0.03	0.75 ± 0.01	0.76 ± 0.02	0.79 ± 0.02	0.82 ± 0.03	0.81 ± 0.03	0.82 ± 0.04

Table 4: Average AUC score of CoCE (10 runs) with varying number of positive and negative training data. We used a checker board of size 5×5 with blue and green colour as our trigger for the CoCE models.

We chose the composite concepts of CelebA dataset such as *male with blond hair*, *male with eyeglass*, *non-male with pale skin*, and *non-male with hat* to conduct the few-shot analysis experiments. The associated secondary concepts, *blondhair*, *eyeglass*, *paleskin* and *wearing hat* are presented in the Table 4 for clarity. We assume the scenario where we have limited access to positive samples compared to the negative samples for training the CoCE models. We run each composite concept 10 times with varying numbers of positive and negative training sets. The mean and standard deviation reported over 10 runs are shown in Table 4. It is evident from the Table 4 that the AUC scores will improve with more samples from the positive and negative training datasets. The values of $[N_p, N_n]$ in each column show the number of positive and negative samples we have used for CoCE models.

5 Conclusion

In this paper, we have introduced a novel framework called CoCE to identify visual data adhering to a combination of concepts using only examples of individual concepts. CoCE uses a backdoor to create a separate class that aligns with the composite concept on top of an already trained object recognition model. The learning also utilizes contrastive learning to learn the composite class using only a few samples of positive and negative datasets, each corresponding to individual concepts. Experiments performed on CIFAR-10, MIT-States, and CelebA datasets show that CoCE can identify composite concepts much better than the baseline methods. For future work, we will focus on developing an optimized universal trigger for contrastive learning and enabling CoCE for extracting more than one secondary concepts together.

References

- Chi Han, Jiayuan Mao, Chuang Gan, Josh Tenenbaum, and Jiajun Wu. Visual concept-metaconcept learning. *Advances in Neural Information Processing Systems*, 32, 2019. 1, 2.1
- Hongsheng Hu, Zoran Salcic, Gillian Dobbie, Jinjun Chen, Lichao Sun, and Xuyun Zhang. Membership inference via backdooring. *arXiv preprint arXiv:2206.04823*, 2022. 1, 2.3
- Yossi Adi, Carsten Baum, Moustapha Cisse, Benny Pinkas, and Joseph Keshet. Turning your weakness into a strength: Watermarking deep neural networks by backdooring. In *27th USENIX Security Symposium (USENIX Security 18)*, pages 1615–1631, 2018. 1, 2.3
- Yiming Li, Mingyan Zhu, Xue Yang, Yong Jiang, Tao Wei, and Shu-Tao Xia. Black-box dataset ownership verification via backdoor watermarking. *IEEE Transactions on Information Forensics and Security*, 2023a. 1, 2.3
- Shawn Shan, Emily Wenger, Bolun Wang, Bo Li, Haitao Zheng, and Ben Y Zhao. Gotta catch'em all: Using honeypots to catch adversarial attacks on neural networks. In *Proceedings of the 2020 ACM SIGSAC Conference on Computer and Communications Security*, pages 67–83, 2020. 1, 2.3
- Mateusz Malinowski, Marcus Rohrbach, and Mario Fritz. Ask your neurons: A neural-based approach to answering questions about images. In *Proceedings of the IEEE international conference on computer vision*, pages 1–9, 2015. 2.1
- Lingjie Mei, Jiayuan Mao, Ziqi Wang, Chuang Gan, and Joshua B Tenenbaum. Falcon: fast visual concept learning by integrating images, linguistic descriptions, and conceptual relations. *arXiv preprint arXiv:2203.16639*, 2022. 2.1
- Ishan Misra, Abhinav Gupta, and Martial Hebert. From red wine to red tomato: Composition with context. In *Proceedings of the IEEE Conference on Computer Vision and Pattern Recognition*, pages 1792–1801, 2017. 2.1
- Massimiliano Mancini, Muhammad Ferjad Naeem, Yongqin Xian, and Zeynep Akata. Open world compositional zero-shot learning. In *Proceedings of the IEEE/CVF conference on computer vision and pattern recognition*, pages 5222–5230, 2021. 2.1
- Xiangyu Li, Xu Yang, Kun Wei, Cheng Deng, and Muli Yang. Siamese contrastive embedding network for compositional zero-shot learning. In *Proceedings of the IEEE/CVF conference on computer vision and pattern recognition*, pages 9326–9335, 2022a. 2.1
- Alec Radford, Jong Wook Kim, Chris Hallacy, Aditya Ramesh, Gabriel Goh, Sandhini Agarwal, Girish Sastry, Amanda Askell, Pamela Mishkin, Jack Clark, et al. Learning Transferable Visual Models From Natural Language Supervision. In *International Conference on Machine Learning*, 2021. 2.1, 4.2
- Jianwei Yang, Jiasen Lu, Stefan Lee, Dhruv Batra, and Devi Parikh. Graph R-CNN for Scene Graph Generation. In *Proceedings of the European Conference on Computer Vision*, 2018. 2.1
- Tianyu Gu, Brendan Dolan-Gavitt, and Siddharth Garg. Badnets: Identifying Vulnerabilities in the Machine Learning Model Supply Chain. *arXiv preprint arXiv:1708.06733*, 2017. 2.2
- Rishi Jha, Jonathan Hayase, and Sewoong Oh. Label poisoning is all you need. *Advances in Neural Information Processing Systems*, 36:71029–71052, 2023. 2.2
- Aniruddha Saha, Akshayvarun Subramanya, and Hamed Pirsiavash. Hidden trigger backdoor attacks. In *Proceedings of the AAAI Conference on Artificial Intelligence*, volume 34, pages 11957–11965, 2020. 2.2
- Xinyun Chen, Chang Liu, Bo Li, Kimberly Lu, and Dawn Song. Targeted Backdoor Attacks on Deep Learning Systems using Data Poisoning. *arXiv preprint arXiv:1712.05526*, 2017. 2.2
- Khoa Doan, Yingjie Lao, Weijie Zhao, and Ping Li. Lira: Learnable, Imperceptible and Robust Backdoor Attacks. In *Proceedings of the IEEE/CVF international conference on computer vision*, pages 11966–11976, 2021. 2.2

- Tuan Anh Nguyen and Anh Tran. Input-Aware Dynamic Backdoor Attack. *Advances in Neural Information Processing Systems*, 33:3454–3464, 2020. 2.2
- Tianyu Gu, Kang Liu, Brendan Dolan-Gavitt, and Siddharth Garg. Badnets: Evaluating Backdooring Attacks on Deep Neural Networks. *IEEE Access*, 7:47230–47244, 2019. 2.2
- Haripriya Harikumar, Santu Rana, Kien Do, Sunil Gupta, Wei Zong, Willy Susilo, and Svetha Venkatesh. Defense against multi-target trojan attacks. *arXiv preprint arXiv:2207.03895*, 2022. 2.2
- Emily Wenger, Josephine Passananti, Arjun Nitin Bhagoji, Yuanshun Yao, Haitao Zheng, and Ben Y Zhao. Backdoor attacks against deep learning systems in the physical world. In *Proceedings of the IEEE/CVF Conference on Computer Vision and Pattern Recognition*, pages 6206–6215, 2021. 2.2
- Haripriya Harikumar, Kien Do, Santu Rana, Sunil Gupta, and Svetha Venkatesh. Semantic host-free trojan attack. *arXiv preprint arXiv:2110.13414*, 2021a. 2.2
- Bolun Wang, Yuanshun Yao, Shawn Shan, Huiying Li, Bimal Viswanath, Haitao Zheng, and Ben Y Zhao. Neural Cleanse: Identifying and Mitigating Backdoor Attacks in Neural Networks. In *IEEE Symposium on Security and Privacy*, pages 707–723. IEEE, 2019. 2.2
- H Harikumar, Vuong Le, Santu Rana, S Bhattacharya, Sunil Gupta, and Svetha Venkatesh. Scalable Backdoor Detection in Neural Networks. In *Joint European Conference on Machine Learning and Knowledge Discovery in Databases*, pages 289–304. Springer, 2021b. 2.2
- Yingqi Liu, Wen-Chuan Lee, Guanhong Tao, Shiqing Ma, Yousra Aafer, and Xiangyu Zhang. ABS: Scanning Neural Networks for Back-doors by Artificial Brain Stimulation. In *Proceedings of the ACM SIGSAC Conference on Computer and Communications Security*, pages 1265–1282, 2019. 2.2
- Chong Fu, Xuhong Zhang, Shouling Ji, Ting Wang, Peng Lin, Yanghe Feng, and Jianwei Yin. {FreeEagle}: Detecting complex neural trojans in {Data-Free} cases. In *32nd USENIX Security Symposium (USENIX Security 23)*, pages 6399–6416, 2023. 2.2
- Runkai Zheng, Rongjun Tang, Jianze Li, and Li Liu. Pre-activation distributions expose backdoor neurons. *Advances in Neural Information Processing Systems*, 35:18667–18680, 2022. 2.2
- Yige Li, Xixiang Lyu, Nodens Koren, Lingjuan Lyu, Bo Li, and Xingjun Ma. Neural Attention Distillation: Erasing Backdoor Triggers from Deep Neural Networks. In *International Conference on Learning Representations*, 2021. 2.2
- Timur Garipov, Pavel Izmailov, Dmitrii Podoprikin, Dmitry P Vetrov, and Andrew G Wilson. Loss surfaces, mode connectivity, and fast ensembling of dnns. *Advances in neural information processing systems*, 31, 2018. 2.2
- Dongxian Wu and Yisen Wang. Adversarial neuron pruning purifies backdoored deep models. *Advances in Neural Information Processing Systems*, 34:16913–16925, 2021. 2.2
- Yige Li, Xixiang Lyu, Xingjun Ma, Nodens Koren, Lingjuan Lyu, Bo Li, and Yu-Gang Jiang. Reconstructive neuron pruning for backdoor defense. In *International Conference on Machine Learning*, pages 19837–19854. PMLR, 2023b. 2.2
- Kien Do, Haripriya Harikumar, Hung Le, Dung Nguyen, Truyen Tran, Santu Rana, Dang Nguyen, Willy Susilo, and Svetha Venkatesh. Towards Effective and Robust Neural Trojan Defenses via Input Filtering. In *European Conference on Computer Vision*, pages 283–300. Springer, 2022. 2.2
- Bao Gia Doan, Ehsan Abbasnejad, and Damith C Ranasinghe. Februus: Input purification defense against trojan attacks on deep neural network systems. In *Annual computer security applications conference*, pages 897–912, 2020. 2.2
- Yansong Gao, Change Xu, Derui Wang, Shiping Chen, Damith C Ranasinghe, and Surya Nepal. Strip: A Defence Against Trojan Attacks on Deep Neural Networks. In *Proceedings of the 35th Annual Computer Security Applications Conference*, pages 113–125, 2019. 2.2

Yiming Li, Yang Bai, Yong Jiang, Yong Yang, Shu-Tao Xia, and Bo Li. Untargeted backdoor watermark: Towards harmless and stealthy dataset copyright protection. *Advances in Neural Information Processing Systems*, 35:13238–13250, 2022b. 2.3

David Marco Sommer, Liwei Song, Sameer Wagh, and Prateek Mittal. Towards probabilistic verification of machine unlearning. *arXiv preprint arXiv:2003.04247*, 2020. 2.3