

THREAD: A Logic-Based Data Organization Paradigm for How-To Question Answering with Retrieval Augmented Generation

Kaikai An^{1,2}, Fangkai Yang², Liquan Li², Juntao Lu^{1,2}, Sitao Cheng^{2,3},
Shuzheng Si¹, Lu Wang², Pu Zhao², Lele Cao², Qingwei Lin²,
Saravan Rajmohan², Dongmei Zhang², Baobao Chang¹

¹ Peking University ² Microsoft ³ Nanjing University
ankaikai@stu.pku.edu.cn, fangkaiyang@microsoft.com, chbb@pku.edu.cn
[thread.github.io](https://github.com/thread-project/thread)

Abstract

Recent advances in retrieval-augmented generation (RAG) have substantially improved question-answering systems, particularly for factoid ‘5Ws’ questions. However, significant challenges remain when addressing ‘1H’ questions, specifically how-to questions, which are integral for decision-making and require dynamic, step-by-step responses. The key limitation lies in the prevalent data organization paradigm, chunk, which commonly divides documents into fixed-size segments, and disrupts the logical coherence and connections within the context. To address this, we propose THREAD, a novel data organization paradigm enabling systems to handle how-to questions more effectively. Specifically, we introduce a new knowledge granularity, ‘logic unit’ (LU), where large language models transform documents into more structured and loosely interconnected LUs. Extensive experiments across both open-domain and industrial settings show that THREAD outperforms existing paradigms significantly, improving the success rate of handling how-to questions by 21% to 33%. Additionally, THREAD demonstrates high adaptability across diverse document formats, reducing retrieval information by up to 75% compared to chunk, and also shows better generalizability to ‘5Ws’ questions, such as multi-hop questions, outperforming other paradigms.

1 Introduction

Question answering (QA) is a foundational research topic in human-machine interaction (Allam and Haggag, 2012). Among the most advanced techniques, retrieval-augmented generation (RAG) enhances QA systems by organizing external documents into fixed-size chunks and retrieving relevant knowledge (Shao et al., 2023; Trivedi et al., 2023; Jiang et al., 2023; Asai et al., 2023). This routine is particularly effective in handling the ‘5Ws’ questions, such as ‘When is Shakespeare’s birth-

day?’, which typically require the data organization paradigm providing chunks containing the relevant knowledge, *e.g.* triples or documents about the topic entity (Yang et al., 2018; Jiang et al., 2019; Kwiatkowski et al., 2019; Stelmakh et al., 2022). However, the ‘1H’ questions, derived from Aristotle’s Nicomachean Ethics (‘how-to’ questions, Crisp 2014), remain largely underexplored¹. These questions are in high demand in practical applications such as teaching us how to write code to achieve specific goals.

Central to problem-solving (Polya and Pólya, 2014) and human learning (Learn, 2000), how-to questions inherently involve complex processes that require interpretation and analysis (Deng et al., 2023b). For example, answering the question in Figure 1 ‘How to diagnose and fix a performance issue in a web application?’ involves a step-by-step decision-making process, *i.e.*, first checking server load and response time, followed by optimizing server configuration based on user feedback. This dynamic, stepwise nature necessitates RAG systems to guide users through each step, adapting to specific contexts and providing precise and logical information. However, prevalent chunk-based data organization paradigm² (Splitter, 2023; Chen et al., 2023; Gao et al., 2023), which divides documents into fixed segments, disrupts the logical coherence of content. As a result, RAG systems (Asai et al., 2023; Shao et al., 2023) struggle with how-to questions, often generating excessive, fragmented information that fails to maintain continuity between steps. To address this, a paradigm shift is needed, one that preserves the logical structure and stepwise nature of how-to questions.

In this paper, we propose THREAD, a new logic-based data organization paradigm designed to han-

¹The ‘5Ws’ represent What, Why, When, Where, and Who, and the ‘1H’ stands for How.

²The term ‘chunk’ here refers to a general document splitting paradigm including chunks, sentences, phrases, etc.

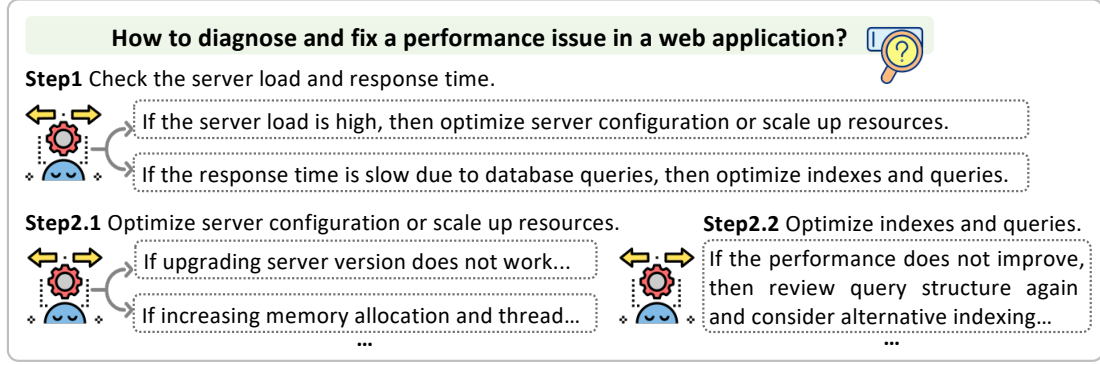


Figure 1: An example of how-to questions with its decision-making process. We omit details such as the actions to check the server load and response time due to limited space.

dle how-to questions. The name THREAD evokes the idea of ‘Pulling on the *thread*, the whole mystery started to unravel like a sweater.’ (Garcia and Stohl, 2011). Specifically, we introduce a new knowledge granularity named ‘logic unit’, comprising five key components and four different types (see §2.1 and §2.2). We employ a two-stage process (depicted in §2.3) to extract logic units (LUs) from documents. The first, optional stage is reformulating the original documents depending on their format and style, and the second focuses on extracting and merging LUs. In this way, THREAD captures connections within the documents, breaking them into more structured and loosely interconnected logic units. When answering how-to questions, the system integrated with THREAD enables a dynamic interaction manner. First, it retrieves relevant LUs based on their indexed headers. Then, the body of the selected LU provides the necessary content to generate responses for the current step. With user feedback, the linker in LU dynamically connects to other LUs, allowing the system to adapt its responses until the how-to question is comprehensively addressed.

We evaluate the effectiveness of THREAD through experiments in two open-domain, Web Navigation (Deng et al., 2023a), Wikipedia Instructions (Koupae and Wang, 2018), and one industrial setting, Incident Mitigation (Shetty et al., 2022). Experimental results demonstrate that while existing paradigms struggle with how-to questions, THREAD excels at handling consecutive steps and consistently outperforms them, particularly in real-world incident mitigation scenario, with success rate improvements ranging from 21.05% to 33.33%. Additionally, THREAD shows great superiority in processing diverse document formats, reducing both the number of retrieval units and the token

length required for generation. Finally, we further validate the generalizability of THREAD on open-domain tasks, where it outperforms the chunk-based paradigm in handling multi-hop questions. The main contributions of this paper include:

- We highlight the challenges faced by current RAG systems in addressing how-to questions. To address the limitation of chunk-based paradigm, we propose THREAD, a novel data organization paradigm that transforms original documents into structured, interconnected logic units.
- Integrated with THREAD, our system follows a dynamic interaction manner, guiding users incrementally through each step and adapting to their specific circumstances. Our system also brings more possibilities for an automation pipeline, solving how-to questions more efficiently.
- Experimental results demonstrate that THREAD significantly outperforms existing data organization paradigms across three scenarios. Furthermore, THREAD efficiently handles various document formats, reducing the retrieval burden, and generalizes effectively to open-domain tasks.

2 Methodology

In this section, THREAD leverages the internal logic and coherence of documents to construct the knowledge base, making it especially effective for addressing how-to questions. When converting documents into logic units, we classify how-to questions into two types: *linear* and *dynamic*. Linear how-to questions involve a fixed sequence of steps that do not require feedback or decision-making based on intermediate results. In contrast, dynamic how-to questions require decision-making at each step, with the process adapting dynamically based on previous actions, such as the example in Figure 1.

Below we first introduce ‘logic unit’ (LU) with its components and types, then explain how to extract LUs and construct the THREAD knowledge base, followed by an illustration of how THREAD integrates with existing systems.

2.1 Logic Unit: Retrieval Unit of Thread

Unlike the chunk-based paradigm, the logic unit consists of specially designed components that maintain the internal logic and coherence of a document, particularly when bridging consecutive steps in how-to questions. LUs serve as retrieval units that replace traditional chunks in RAG systems, ensuring a more structured and contextually relevant approach to information retrieval. Examples of LU in Table 9 further illustrate such structure.

Prerequisite. The prerequisite component acts as an *information supplement*, providing the necessary context to understand the LU. For example, an LU may include domain-specific terminology such as entities or abbreviations. The prerequisite explains these terms and can generate new queries to retrieve LUs with more detailed information. Without this context, passing these LUs to an LLM-based generator could lead to hallucinations. Additionally, the prerequisite can function as an *LU filter*, containing constraints that must be met before the LU is considered in answer generation. This filtering ensures only

Header. The header summarizes the LU or describes the intention it aims to address, depending on the type of LU (refer to §2.2). For example, the header could be the name of a terminology if LU describes a terminology; if the LU describes actions to resolve a problem, the header describes the intent or the problem LU aims to resolve. Different from chunk that indexes the entire content, we use the header for indexing which serves as the key for retrieving the LU based on a query.

Body. The body contains detailed information on the LU, which is the core content fed into the LLM-based generator to generate answers. It includes specific actions or necessary information such as code blocks, detailed instructions, etc. This detailed content helps resolve the query mentioned in the header or provides a detailed explanation.

Linker. The linker acts as a bridge between logic units, enabling the dynamic process of how-to questions. Unlike the chunk-based paradigm, which relies on previous retrieval units that often lack direct clues, the linker in THREAD provides necessary information to generate new queries for subsequent

retrieval. Its format varies by LU type, serving as either a query for retrieving other LUs (“If-Then” condition) or an entity relationship. The edge of knowledge graph in traditional factoid questions is a special linker enabling navigation between related entities. When no further LUs are connected, the linker remains empty, isolating the current LU.

Meta Data. The meta data includes information about the source document from which the LU is extracted, such as the document title, ID, date, and other relevant details. This meta data is crucial for updating LUs when the source documentation is revised and reprocessed.

2.2 Logic Unit Type

When converting documents into logic units, THREAD expands its scope beyond solving how-to questions, as documents often contain more than just solutions to these types of questions. Below are the common LU types identified in our experiments³, demonstrating THREAD’s versatility in handling a wide range of document types:

Step. This is the most common type of LU for resolving how-to questions. Each LU body encapsulates detailed actions, including code snippets and resolution instructions. The LU prerequisite specifies the conditions or actions that must be completed prior to executing the current LU, serving a critical role in determining the appropriate entry point for a solution. For instance, when encountering a problem, multiple resolution paths may exist depending on the specific context. The prerequisite functions as a filtering mechanism during the LU selection process, eliminating candidates that do not satisfy the required conditions. Samely, the linker acts as a bridge between steps, directing the flow to subsequent LUs based on the outcome of the current step.

Terminology. This type provides detailed explanations of domain-specific terminology. For example, terms may share the same name or abbreviation in LU header but convey different meanings in LU body. The prerequisites for terminology LUs describe scenarios where the terminology typically appears and linkers are usually empty unless referencing extended terminology that depends on it.

³These LU types are summarized from our experiments with both industrial and public datasets. Additional LU types are provided in Appendix A.4, and more may emerge depending on the specific scenario.

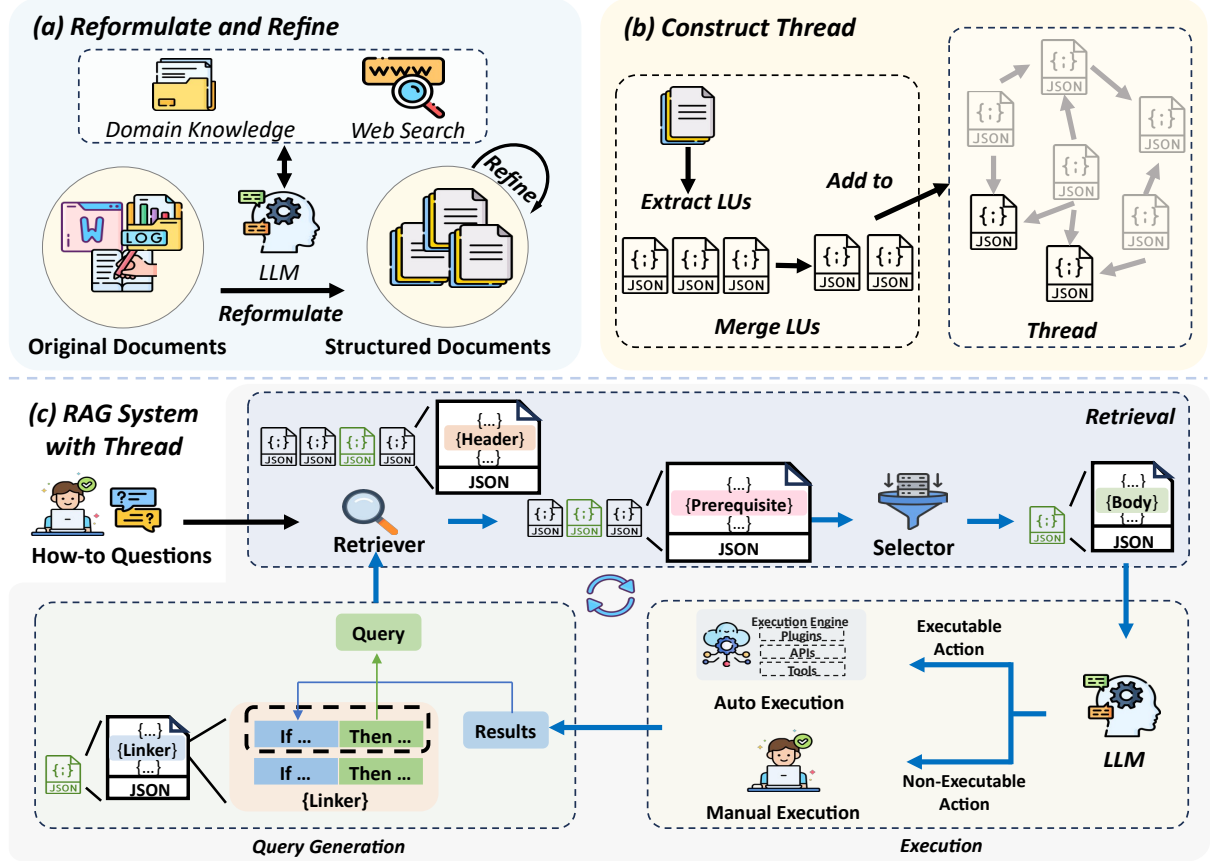


Figure 2: The upper part shows the construction process of THREAD, a two-stage process including reformulating documents into structured ones (a) and extracting and merging logic units (b). The bottom (c) illustrates the RAG system integrated with THREAD. It retrieves relevant LUs based on query-Header similarity and filters out LUs that do not meet the current Prerequisites. The selected LUs are passed to LLMs to generate actions based on Body for execution. After execution, the Linker matches the results and generates a new query for the next retrieval iteration.

2.3 Thread: LU-based Knowledge Base

In practice, documentation is often unstructured and varies in format and style. Our approach to converting documentation into THREAD involves a two-stage process to obtain LUs, as shown in the upper part of Figure 2.

Documentation Reformulation. This stage is optional, depending on the quality of the documentation. For example, in software engineering, Troubleshooting Guides (TSGs) often vary in format, include diverse types of information, and lack readability and detail, negatively impacting productivity and service health (Shetty et al., 2022). Due to such format, where some are clearly outlined and others are disordered, we avoid directly extracting LUs from original documents.

Instead, we first reformulate these documents into structured formats. By leveraging LLMs, we enhance the LLMs’ in-domain understanding by providing search capabilities and domain-specific context. This is followed by a refinement step to prevent overlooking details or hallucinating infor-

mation. Figure 2 (a) shows the reformulation stage. But it is unnecessary for well-written documents like product help docs, which typically follow a linear how-to format. We instantiate this process by example in Appendix A.5.

LU Extraction and Merge. After reformulation, multiple LUs of varying types can be extracted from a single structured document (shown in Figure 2 (b)). Unlike chunk-based data organization commonly with fixed chunk sizes, LU granularity depends on content. For example, solutions to linear how-to questions typically form a single path from start to completion, with interconnected steps and no multiple execution outcomes encapsulated in one LU, such as an FAQ LU. However, for dynamic how-to questions with multiple possible outcomes, it is better to have one step per LU (Step LU), with Linkers navigating to the next LUs. Note that in dynamic how-to questions, not every step has multiple execution outcomes. If only one next step exists, the LUs can be merged to include both current and subsequent steps. Additionally, LUs

Dataset	#Docs	#Tasks	#Steps	#Chunks	#LUs	Dynamic	Executable
Mind2Web	490	252	2094	6210	1089	✓	✓
WikiHow	97	97	2140	4225	774	✗	✗
IcM	56	95	323	413	378	✓	✓

Table 1: The statistics and characteristics of datasets, including the number of documents, LUs, etc.

with similar Headers and Bodies should be merged, extending the Prerequisite and Linker. More details about merging are provided in Appendix B.2.1.

LU update. In industry, documentation is often updated with each product version release. When this happens, we redo the above steps only for the updated documentation, identifying LUs in THREAD with their Meta Data and replacing outdated LUs. As we extract and merge LUs, the collection of LUs from all documents forms the knowledge base, which serves as an essential component compatible with the current RAG system.

2.4 Integrate Thread with QA System

To demonstrate how THREAD works, we use dynamic how-to questions as an example. Figure 2 (c) shows the RAG system incorporating our THREAD data organization paradigm.

LUs are indexed by their Headers. When an initial how-to question is submitted, the Retriever identifies the top-K most relevant LUs based on query-header similarity. The LLM-based Selector then checks the prerequisites of these LUs and filters out those that do not meet the current prerequisites, derived from the initial question or any available chat history. After selection, the body of the LUs is fed into the LLM-based Generator to produce an answer. If an execution engine is available, actions can be executed automatically; otherwise, the answer/action is presented to the user for manual execution. Once the action is executed, the Linker matches one of the possible outcomes and generates a new query for the next retrieval round.

Unlike traditional RAG systems, THREAD-enabled systems can be potentially fully or semi-automated when integrated with execution engines. This integration offers greater automation and flexibility, as updating LUs automatically updates the system, compared to manually designed pipelines.

3 Experiments

3.1 Scenarios and Datasets

We evaluate THREAD on two open-domain scenarios: Web Navigation, Wikipedia Instructions, and one industrial setting: Incident Mitigation.

Web Navigation. Mind2Web (Deng et al., 2023a) is a dataset designed for web agents to perform complex tasks on real-world websites based on language instructions. Each task is treated as a multi-choice question. At each step, the input consists of HTML code, an instruction, and a set of choices, while the output is the selected choice, operation, and an optional value. We treat each one as a ‘dynamic how-to question’, with multiple possible outcomes depending on executed actions.

Wikipedia Instructions. WikiHow (Koupae and Wang, 2018)⁴ provides step-by-step procedural guides, each titled ‘How to’, with a fixed sequence of steps. This dataset is used to evaluate THREAD on linear how-to questions.

Incident Mitigation. IcM (Shetty et al., 2022; An et al., 2024) is critical for managing large-scale cloud services, where engineers rely on Troubleshooting Guides (TSGs) to resolve incidents. Each step can lead to different outcomes based on system states, making this dataset suitable for testing THREAD on dynamic how-to questions. Unlike the open-domain datasets, we conduct a human evaluation with twenty on-call engineers (OCEs) responsible for incident mitigation. Each OCE mitigates five incidents, with baseline methods randomly assigned per incident to prevent familiarity bias. Our RAG system attempts automated mitigation, and if a failure occurs, an OCE intervenes before the system resumes⁵.

We collect documents from open sources, enterprises, and LLMs across scenarios. Appendix A.1 outlines the collection process, Appendix A.2 provides dataset examples, and Table 1 summarizes dataset statistics.

3.2 Baselines and Metrics

Previous work on the Mind2Web dataset, such as MINDACT (Deng et al., 2023a), has not approached it as how-to questions, instead using In-Context Learning (ICL) or Supervised Learning (SL). For fair comparison with our LLM end-

⁴<https://www.wikihow.com>

⁵Varying across new-hire and experienced OCEs. Note that one OCE’s data was contaminated during the experiment, so we removed that OCE’s data.

Method	Model	Paradigm	Mind2Web Cross-Task			
			Ele. Acc	Op. F1	Step SR	SR
MINDACT (2023a)	w/ GPT-3.5	ICL	40.69	49.66	33.91	1.59
	w/GPT-4	ICL	62.80	60.37	51.81	10.32
	w/ Flan-T5 _{XL} *	SL	55.10	75.70	52.00	5.20
RAG	w/ GPT-4	Chunk	64.23	65.96	58.45	8.73
	w/ GPT-4	Doc	63.80	65.89	58.36	11.51
	w/ GPT-4	THREAD	68.29	69.53	61.94	12.30

Table 2: Experimental results on Mind2Web. ‘*’ represents taking results from the original paper. Deng et al. (2023a) formulate web navigation as a series of multiple-choice steps, where each step requires selecting the correct HTML code and actions. SR refers to the overall Success Rate.

points,⁶ we re-implement MINDACT using the same demonstrations and include chat history as context. In this work, we treat Mind2Web as dynamic how-to questions and address them with our RAG system (Appendix B.4 shows how we adapt Mind2Web into how-to questions.). We compare THREAD against document-based and chunk-based data organization paradigms, also used as baselines for the WikiHow and IcM datasets. Details on evaluation metrics, experimental setup (prompts, etc.), and data organization paradigms are provided in Appendix A.3, B, and C, respectively.

3.3 Main Results

Web Navigation Table 2 presents the overall performance on Mind2Web, comparing our method with baselines and both doc-based and chunk-based RAG methods. We find that incorporating informative documents, regardless of the data organization paradigm, significantly improves performance. RAG methods outperform both ICL and SL approaches, with the doc-based RAG method achieving results comparable to MINDACT’s best performance. Notably, THREAD surpasses all RAG baselines, improving Ele. Acc by 4.06%, Step SR by 3.49%, and SR by 3.57%. MINDACT-SL achieves the highest Op. F1 due to label imbalance⁷, biasing the model toward frequent operations.

Incident Mitigation Table 3 highlights the advantages of THREAD in handling complex dynamic how-to questions. Both chunk-based and doc-based RAG methods struggle with incident mitigation, as their low SR and P.F. Step SR scores indicate difficulty in connecting subsequent steps based on the current state. In contrast, THREAD achieves the highest performance across all metrics, notably improving SR from 21.02% to 33.33%. More im-

Paradigm	Incident Mitigation				
	SR	Step SR	P.F. Step SR	HI	Turns
Chunk	40.51	60.90	60.90	30.10	3.14
	28.95	53.16	43.05	46.84	6.84
Doc	43.86	63.90	63.90	36.09	2.98
	31.58	57.89	42.11	42.11	6.53
THREAD	77.19	88.72	84.21	11.28	2.56
	52.63	84.21	68.95	15.79	5.74

Table 3: Experimental results on Incident Mitigation. Incidents are divided into *simple* and *hard* groups. P.F. Step SR: the percentage of successful steps before the first failure. HI: the steps requiring human intervention.

portantly, its superior *P.F. Step SR* demonstrates its ability to dynamically link steps based on user feedback, reducing human intervention. As a result, THREAD not only achieves the highest Step SR but also minimizes interaction turns, effectively mitigating both simple and complex incidents.

Wikipedia Instructions Table 4 compares different data organization paradigms on WikiHow under two settings. For single-turn, where the RAG system generates the entire plan in one step, THREAD outperforms the doc-based by 5.15%, providing more concise and effective information. In contrast, the chunk-based achieves a significantly lower SR of 19.59%, highlighting the challenge of retrieving relevant chunks without maintaining the document’s logical flow. For multi-turn, iterative retrieval improves performance over single-turn, demonstrating the benefits of a step-by-step approach for how-to questions. The SR increases from 58.76% to 68.04% for the doc-based and from 63.91% to 72.16% for THREAD. As in single-turn case, the chunk-based method disrupts internal logic, resulting in a low SR of 20.62%. Overall, THREAD achieves the highest SR of 72.16%, emphasizing its effectiveness in preserving and modeling step dependencies. We also extend our experiments to LLaMA3-70B to show the generality of THREAD in Appendix B.4.

⁶We use GPT-3.5 and GPT-4 (version 1106-preview).

⁷Predicting all operations as “CLICK” results in an Op. F1 of 79.90%.

Paradigm	WikiHow			
	SR	Precision	Recall	F1
Single-Turn				
Chunk	19.59	60.20	25.16	35.49
Doc	58.76	77.71	57.93	66.37
THREAD	63.91	83.43	71.48	76.99
Multi-Turn				
Chunk	20.62	52.95	25.54	34.45
Doc	68.04	87.10	70.65	78.02
THREAD	72.16	89.77	73.36	80.74

Table 4: Experimental results on WikiHow with different interaction manners and paradigms.

Paradigm	Ele. Acc	Op. F1	Step SR
ICL	62.80	60.37	51.81
w/o. historical steps	56.97	59.09	50.38
Chunk	59.94	62.58	54.39
w/o. chunk selection	64.23	65.96	58.45
THREAD	68.29	69.53	61.94
w/o. LU selection	67.05	68.43	60.79

Table 5: Ablation study of integrating chat history and retrieval unit selection on Mind2Web.

4 Analysis

4.1 Ablation on RAG System Settings

This section presents an ablation study on key components of our RAG system, using the Mind2Web dataset. While retriever and generator variants have been explored in prior work (Gao et al., 2023), we utilize text-embedding-ada-002 (OpenAI, 2022) for retrieval and GPT-4 as the generator.

Multi-turn Interaction. As shown in Table 4, the multi-turn setting outperforms the single-turn setting in answering how-to questions. We adopt the multi-turn setting for all scenarios.

Chat History. Chat history enables the system to reference previous actions and results, improving decision-making. Table 5 shows that excluding chat history results in performance degradation. Therefore, we include chat history for all RAG-based methods in our experiments.

Retrieval Units Selector. As described in §2.4, the Selector identifies the most relevant retrieval units from the top-K retrieved units. Table 5 illustrates the effect of the retrieval unit selector. Without the selector, performance drops by 4.29% in Ele. Acc and 3.38% in Op. F1. The selector improves all metrics when applied to THREAD. Unlike LU selection, which filters irrelevant LUs based on prerequisites, chunk selection ignores inter-chunk connections and may exclude relevant chunks. Thus, we activate the selector only for THREAD.

Paradigm	Ele. Acc	Op. F1	Step SR	#Tokens in RU
Doc	63.80	65.89	58.36	663.84
Recursive	64.23	65.96	58.45	695.77
Semantic	65.14	67.30	59.93	1337.16
Proposition	62.37	64.78	56.78	790.14
GraphRAG	63.20	65.09	56.90	630.75
THREAD w/o.	67.05	68.43	60.79	772.67
THREAD	68.29	69.53	61.94	157.10

Table 6: Analysis of data organization paradigms.

4.2 Comparison with Different Paradigms

We compare several RAG data organization paradigms (details in Appendix C), including Semantic Chunking (Kamradt, 2024), Proposition (Chen et al., 2023), recursive chunking (Splitter, 2023) (chunk-based), entire document (doc-based), and GraphRAG (Edge et al., 2024). As shown in Table 6, THREAD outperforms all baselines across metrics. While Semantic and Proposition merge semantically similar sentences using LLMs, they fail to capture logical relationships. And GraphRAG underperforms on how-to questions due to its focus on entity-level relations over document logic. In contrast, THREAD retrieves smaller, logic-driven units, yielding higher efficiency and accuracy. Appendix D.2 illustrates the difference when handling the question in Table 9 between GraphRAG and THREAD, with GraphRAG producing flawed outputs. Appendix D.3 analyzes THREAD’s cost and scalability, confirming its high performance at acceptable costs and potential for large-scale datasets.

4.3 Superiority over Different Doc Formats

As real-world documents vary in format, we test our LU extraction method on diverse structures, including structured markdown, hierarchical guidelines, tabular checklists, and narrative documents (details in Appendix B.2). Table 7 demonstrates that THREAD consistently outperforms the chunk-based paradigm across all metrics, improving Ele. Acc by up to 9.61%, Op. F1 by up to 8.43%, and Step SR by up to 8.51%. These results underscore THREAD’s ability to effectively handle a variety of real-world document resources. Notably, THREAD achieves the highest performance with structured documents, which facilitate the creation of a higher-quality knowledge base.

4.4 Generalization to Open Domain Questions

To explore whether THREAD can be extended to open-domain questions, we evaluate THREAD on

Format	Paradigm	Ele. Acc	Op. F1	Step SR
Structured	Chunk	64.23	65.96	58.45
	THREAD	68.29	69.53	61.94
Hierarchical	Chunk	60.60	63.46	55.06
	THREAD	66.57	67.89	60.08
Tabular	Chunk	56.30	59.26	51.43
	THREAD	65.71	67.69	59.55
Narrative	Chunk	56.63	60.39	51.66
	THREAD	66.24	68.22	60.17

Table 7: Analysis of different document formats.

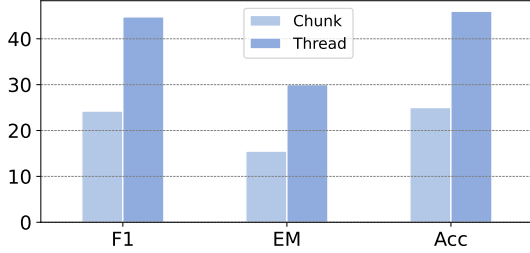


Figure 3: Experimental results on the generalization of THREAD to 2WikiMultiHopQA.

multi-hop questions, 2WikiMultiHopQA (Ho et al., 2020). Specifically, we sample 200 questions of two types, ‘inference’ and ‘compositional’ type, like “Who is the maternal grandfather of Abraham Lincoln?” and “Who is the founder of the company that distributed La La Land film?” In our experiment, we use the relations between entities as ‘Linker’. The findings from Figure 3 demonstrate that THRED largely surpasses the chunk-based paradigm on multi-hop questions, validating the generalization of THREAD on diverse questions.

5 Related Work

Data Organization Paradigm in RAG The data organization process is a critical pre-stage of RAG methods where documents are segmented following certain data organization paradigms. The most common data organization paradigm is splitting documents into retrieval units (Gao et al., 2023). These retrieval units vary in granularity such as phrases, sentences, propositions (Chen et al., 2023), chunks (Kamradt, 2024), etc. Coarser-grained units contain more information but introduce redundant noise, while finer-grained units have lower semantic integrity and often require retrieving more units to gather comprehensive information. However, the chunk-based data organization paradigm ignores the logical and relational connections between chunks, potentially disrupting the inherent logic flow in documents. Another paradigm constructs documents into knowledge graphs (KG), where

retrieval units include entities, triplets, etc. (Gaur et al., 2022; Sen et al., 2023; He et al., 2024; Wang et al., 2024). While these approaches emphasize semantic and lexical similarities between retrieval units, their effectiveness on how-to questions remains limited. This is largely due to the inherent difficulty in capturing the logical structure required by such questions. In particular, current methods such as GraphRAG(Edge et al., 2024), primarily model relationships between different chunks, which fails to account for the more complex, logic-driven connections between chunks that go beyond entity-level similarity.

Information Retrieved by RAG The effectiveness of RAG methods depends on the generator’s ability to utilize retrieved information and the quality and quantity of that information. Insufficient question-relevant information can cause hallucinations in LLM-based generators (Li et al., 2023; Zhang et al., 2023), making it crucial to improve the retrieval process. Traditional one-round retrieval methods (Guu et al., 2020; Lewis et al., 2020) often fail to gather all necessary information due to their reliance on the similarity between query and retrieval units (Gan et al., 2024). Advanced RAG methods use query rewriting and expansion (Shao et al., 2023; Trivedi et al., 2023; Kim et al., 2023) or iterative retrieval (Shao et al., 2023; Jiang et al., 2023; Asai et al., 2023) to collect more information. However, these approaches still struggle with how-to questions, which require making next-step decisions based on the current retrieved units, unless the current retrieved units contain clues that lead to the next step. The main issue is the lack of connections between retrieval units, which prevents effective retrieval and the gathering of sufficient information.

6 Conclusion

In this paper, we address the overlooked category of handling how-to questions in QA systems by proposing THREAD, a novel data organization paradigm that captures logical connections within documents. By introducing a new knowledge granularity called ‘logic unit’, THREAD restructures documents into interconnected logic units that are compatible with RAG methods. Extensive experiments show that THREAD significantly outperforms existing paradigms, improving performance while reducing the knowledge base size and minimizing the information needed for generation.

Limitations

This work focuses on evaluating the effectiveness of THREAD by designing how-to questions in three specific scenarios, covering both linear and dynamic how-to questions. However, several limitations point to future directions. First, as our logic-based knowledge base can coexist with the original chunk-based knowledge base, we only extend our method to multi-hop questions, more open-domain tasks should be considered. Next, while extracting logic units involves an initial cost in terms of LLM usage, this is a one-time process. Once the knowledge base is constructed, it provides significant advantages for industrial applications, particularly in terms of subsequent updates and maintenance.

Acknowledgement

We thank all reviewers for their great efforts. This work is supported by the National Science Foundation of China under Grant No.61876004, which covered personal research efforts, conference registration fees of K.K. An, S.Z. Si and B.B. Chang.

References

- Ali Mohamed Nabil Allam and Mohamed Hassan Haggag. 2012. The question answering systems: A survey. *International Journal of Research and Reviews in Information Sciences (IJRRIS)*, 2(3).
- Kaikai An, Fangkai Yang, Liqun Li, Zhixing Ren, Hao Huang, Lu Wang, Pu Zhao, Yu Kang, Hua Ding, Qingwei Lin, and 1 others. 2024. Nissist: An incident mitigation copilot based on troubleshooting guides. *arXiv preprint arXiv:2402.17531*.
- Akari Asai, Zeqiu Wu, Yizhong Wang, Avirup Sil, and Hannaneh Hajishirzi. 2023. [Self-rag: Learning to retrieve, generate, and critique through self-reflection](#). *CoRR*, abs/2310.11511.
- Tong Chen, Hongwei Wang, Sihao Chen, Wenhao Yu, Kaixin Ma, Xinran Zhao, Hongming Zhang, and Dong Yu. 2023. [Dense X retrieval: What retrieval granularity should we use?](#) *CoRR*, abs/2312.06648.
- Roger Crisp. 2014. *Aristotle: nicomachean ethics*. Cambridge University Press.
- Xiang Deng, Yu Gu, Boyuan Zheng, Shijie Chen, Samuel Stevens, Boshi Wang, Huan Sun, and Yu Su. 2023a. [Mind2web: Towards a generalist agent for the web](#). *Preprint*, arXiv:2306.06070.
- Yang Deng, Wenxuan Zhang, Weiwen Xu, Ying Shen, and Wai Lam. 2023b. Nonfactoid question answering as query-focused summarization with graph-enhanced multihop inference. *IEEE Transactions on Neural Networks and Learning Systems*.
- Darren Edge, Ha Trinh, Newman Cheng, Joshua Bradley, Alex Chao, Apurva Mody, Steven Truitt, and Jonathan Larson. 2024. From local to global: A graph rag approach to query-focused summarization. *arXiv preprint arXiv:2404.16130*.
- Chunjing Gan, Dan Yang, Binbin Hu, Hanxiao Zhang, Siyuan Li, Ziqi Liu, Yue Shen, Lin Ju, Zhiqiang Zhang, Jinjie Gu, and 1 others. 2024. Similarity is not all you need: Endowing retrieval augmented generation with multi layered thoughts. *arXiv preprint arXiv:2405.19893*.
- Yunfan Gao, Yun Xiong, Xinyu Gao, Kangxiang Jia, Jinliu Pan, Yuxi Bi, Yi Dai, Jiawei Sun, Qianyu Guo, Meng Wang, and Haofen Wang. 2023. [Retrieval-augmented generation for large language models: A survey](#). *CoRR*, arXiv:2312.10997.
- Kami Garcia and Margaret Stohl. 2011. *Beautiful Chaos*. Hachette UK.
- Manas Gaur, Kalpa Gunaratna, Vijay Srinivasan, and Hongxia Jin. 2022. Iseeq: Information seeking question generation using dynamic meta-information retrieval and knowledge graphs. In *Proceedings of the AAAI Conference on Artificial Intelligence*, volume 36, pages 10672–10680.
- Kelvin Guu, Kenton Lee, Zora Tung, Panupong Pasupat, and Ming-Wei Chang. 2020. [Retrieval augmented language model pre-training](#). In *Proceedings of the 37th International Conference on Machine Learning, ICML 2020, 13-18 July 2020, Virtual Event*, volume 119 of *Proceedings of Machine Learning Research*, pages 3929–3938. PMLR.
- Xiaoxin He, Yijun Tian, Yifei Sun, Nitesh V Chawla, Thomas Laurent, Yann LeCun, Xavier Bresson, and Bryan Hooi. 2024. G-retriever: Retrieval-augmented generation for textual graph understanding and question answering. *arXiv preprint arXiv:2402.07630*.
- Xanh Ho, Anh-Khoa Duong Nguyen, Saku Sugawara, and Akiko Aizawa. 2020. Constructing a multi-hop qa dataset for comprehensive evaluation of reasoning steps. *arXiv preprint arXiv:2011.01060*.
- Kelvin Jiang, Dekun Wu, and Hui Jiang. 2019. [Freebaseqa: A new factoid QA data set matching trivia-style question-answer pairs with freebase](#). In *Proceedings of the 2019 Conference of the North American Chapter of the Association for Computational Linguistics: Human Language Technologies, NAACL-HLT 2019, Minneapolis, MN, USA, June 2-7, 2019, Volume 1 (Long and Short Papers)*, pages 318–323. Association for Computational Linguistics.
- Zhengbao Jiang, Frank F. Xu, Luyu Gao, Zhiqing Sun, Qian Liu, Jane Dwivedi-Yu, Yiming Yang, Jamie Callan, and Graham Neubig. 2023. [Active retrieval augmented generation](#). In *Proceedings of the 2023 Conference on Empirical Methods in Natural Language Processing, EMNLP 2023, Singapore, December 6-10, 2023*, pages 7969–7992. Association for Computational Linguistics.

- Greg Kamradt. 2024. [The 5 levels of text splitting for retrieval](#).
- Gangwoo Kim, Sungdong Kim, Byeongguk Jeon, Joon-suk Park, and Jaewoo Kang. 2023. [Tree of clarifications: Answering ambiguous questions with retrieval-augmented large language models](#). In *Proceedings of the 2023 Conference on Empirical Methods in Natural Language Processing, EMNLP 2023, Singapore, December 6-10, 2023*, pages 996–1009. Association for Computational Linguistics.
- Mahnaz Koupaee and William Yang Wang. 2018. [Wikihow: A large scale text summarization dataset](#). *CoRR*, abs/1810.09305.
- Tom Kwiatkowski, Jennimaria Palomaki, Olivia Redfield, Michael Collins, Ankur P. Parikh, Chris Alberti, Danielle Epstein, Illia Polosukhin, Jacob Devlin, Kenton Lee, Kristina Toutanova, Llion Jones, Matthew Kelcey, Ming-Wei Chang, Andrew M. Dai, Jakob Uszkoreit, Quoc Le, and Slav Petrov. 2019. [Natural questions: a benchmark for question answering research](#). *Trans. Assoc. Comput. Linguistics*, 7:452–466.
- How People Learn. 2000. Brain, mind, experience, and school. *Committee on Developments in the Science of Learning*.
- Patrick S. H. Lewis, Ethan Perez, Aleksandra Piktus, Fabio Petroni, Vladimir Karpukhin, Naman Goyal, Heinrich Küttler, Mike Lewis, Wen-tau Yih, Tim Rocktäschel, Sebastian Riedel, and Douwe Kiela. 2020. [Retrieval-augmented generation for knowledge-intensive NLP tasks](#). In *Advances in Neural Information Processing Systems 33: Annual Conference on Neural Information Processing Systems 2020, NeurIPS 2020, December 6-12, 2020, virtual*.
- Junyi Li, Xiaoxue Cheng, Xin Zhao, Jian-Yun Nie, and Ji-Rong Wen. 2023. [Halueval: A large-scale hallucination evaluation benchmark for large language models](#). In *Proceedings of the 2023 Conference on Empirical Methods in Natural Language Processing, EMNLP 2023, Singapore, December 6-10, 2023*, pages 6449–6464. Association for Computational Linguistics.
- OpenAI. 2022. <https://openai.com/index/new-and-improved-embedding-model/>.
- George Polya and George Pólya. 2014. *How to solve it: A new aspect of mathematical method*, volume 34. Princeton university press.
- Priyanka Sen, Sandeep Mavadia, and Amir Saffari. 2023. [Knowledge graph-augmented language models for complex question answering](#). In *Proceedings of the 1st Workshop on Natural Language Reasoning and Structured Explanations (NLRSE)*, pages 1–8, Toronto, Canada. Association for Computational Linguistics.
- Zhihong Shao, Yeyun Gong, Yelong Shen, Minlie Huang, Nan Duan, and Weizhu Chen. 2023. [Enhancing retrieval-augmented large language models with iterative retrieval-generation synergy](#). In *Findings of the Association for Computational Linguistics: EMNLP 2023, Singapore, December 6-10, 2023*, pages 9248–9274. Association for Computational Linguistics.
- Manish Shetty, Chetan Bansal, Sai Pramod Upadhyayula, Arjun Radhakrishna, and Anurag Gupta. 2022. [Autots: learning and synthesis for incident troubleshooting](#). In *Proceedings of the 30th ACM Joint European Software Engineering Conference and Symposium on the Foundations of Software Engineering, ESEC/FSE 2022, Singapore, Singapore, November 14-18, 2022*, pages 1477–1488. ACM.
- Text Splitter. 2023. [Recursively split by character](#).
- Ivan Stelmakh, Yi Luan, Bhuwan Dhingra, and Ming-Wei Chang. 2022. [ASQA: Factoid questions meet long-form answers](#). In *Proceedings of the 2022 Conference on Empirical Methods in Natural Language Processing*, pages 8273–8288, Abu Dhabi, United Arab Emirates. Association for Computational Linguistics.
- Harsh Trivedi, Niranjan Balasubramanian, Tushar Khot, and Ashish Sabharwal. 2023. [Interleaving retrieval with chain-of-thought reasoning for knowledge-intensive multi-step questions](#). In *Proceedings of the 61st Annual Meeting of the Association for Computational Linguistics (Volume 1: Long Papers)*, *ACL 2023, Toronto, Canada, July 9-14, 2023*, pages 10014–10037. Association for Computational Linguistics.
- Liang Wang, Nan Yang, Xiaolong Huang, Linjun Yang, Rangan Majumder, and Furu Wei. 2023. Improving text embeddings with large language models. *arXiv preprint arXiv:2401.00368*.
- Yu Wang, Nedim Lipka, Ryan A Rossi, Alexa Siu, Ruiyi Zhang, and Tyler Derr. 2024. Knowledge graph prompting for multi-document question answering. In *Proceedings of the AAAI Conference on Artificial Intelligence*, volume 38, pages 19206–19214.
- Zhilin Yang, Peng Qi, Saizheng Zhang, Yoshua Bengio, William W. Cohen, Ruslan Salakhutdinov, and Christopher D. Manning. 2018. [Hotpotqa: A dataset for diverse, explainable multi-hop question answering](#). In *Proceedings of the 2018 Conference on Empirical Methods in Natural Language Processing, Brussels, Belgium, October 31 - November 4, 2018*, pages 2369–2380. Association for Computational Linguistics.
- Yue Zhang, Yafu Li, Leyang Cui, Deng Cai, Lemao Liu, Tingchen Fu, Xinting Huang, Enbo Zhao, Yu Zhang, Yulong Chen, Longyue Wang, Anh Tuan Luu, Wei Bi, Freda Shi, and Shuming Shi. 2023. [Siren’s song in the AI ocean: A survey on hallucination in large language models](#). *CoRR*, abs/2309.01219.

A Scenarios and Datasets

A.1 Documents under Each Scenario

As the Mind2Web dataset lacks relevant documents, we create retrieval documents tailored to the RAG system. Assuming that each website has help docs applicable across different tasks, we use the "Cross-Task" test set, selecting examples from the training set to craft informative documents for each website. And we follow Wang et al. (2023) to brainstorm different formats of documents. More details about collecting documents are shown in Appendix B.2.

For the WikiHow dataset, we utilize publicly available Windows Office Support Docs⁸ as retrieval documents. We select around 100 tasks from WikiHow tagged with Microsoft products like Word, PowerPoint, and Teams, each containing 10 to 40 steps related to Windows operations.

For the IcM dataset, we collect 56 TSGs from an enterprise-level engineering team responsible for a large-scale cloud platform. The selected incidents in the IcM dataset can be resolved using the knowledge provided in these TSGs.

A.2 Example of Each Dataset

We list one example of each dataset in Table 8, and we distinguish how-to questions into ‘*linear*’ and ‘*dynamic*’ types, where linear how-to questions often involve a fixed sequence of steps that do not require feedback or decision points based on intermediate outcomes.

A.3 Evaluation Metrics under Each Dataset

We adapt the evaluation metrics from (Deng et al., 2023a), which include: *Element Accuracy (Ele. Acc)* to evaluate the chosen HTML element; *Operation F1 (Op. F1)* to calculate the token-level F1 score for predicted operations such as “CLICK”, “TYPE IN”, etc.; *Step Success Rate (Step SR)*, where a step is successful if both the selected element and predicted operation are accurate; and *Success Rate (SR)*, where a task is successful only if all steps are successful.

For the WikiHow dataset, which contains ground truth steps, we leverage LLMs to extract “Action Items” from each ground truth step and generated step, and we use the following metrics: *Precision* ($P = \frac{\#matched_items}{\#total_generated_items}$); *Recall* ($R = \frac{\#matched_items}{\#total_groundtruth_items}$); *F1*; and *Success*

Rate (SR) to assess if the generated steps can successfully complete the task, using LLMs to evaluate (Appendix B.3 shows the evaluation prompt).

For the IcM dataset, which involves task execution, we perform evaluations with OCEs (refer to §3.1) using five metrics: *Success Rate (SR)* indicating the percentage of incidents mitigated automatically by the system without human intervention; *Step Success Rate (Step SR)* representing the percentage of successful steps out of all task steps; *Pre-Failure Step Success Rate (P.F. Step SR)* representing the percentage of successful steps before the first failure; *Human Intervention (HI)* measuring the percentage of steps requiring human intervention; and *Average Turns (Turns)* to measure the average interaction turns between OCEs and the system during incident mitigation.

A.4 Remaining LU Types

FAQ. This type provides frequently asked questions, supplementing the knowledge base. These LUs are typically isolated, with the LU body offering solutions through sequential steps that address linear how-to questions not reliant on dynamic states. They save time by avoiding the need for sequentially retrieving LUs for common questions. **Appendix.** This type provides additional information relevant to the scenario of LUs, such as examples, background, lookup tables, etc. These LUs serve as supplementary knowledge for LLMs when generating responses or executable plans.

A.5 Instantiation of THREAD

In Table 9, we provide an example of the construction process of THREAD including the original document, reformulated document, and its corresponding logic unit.

⁸<https://github.com/MicrosoftDocs/OfficeDocs-Support>

Dataset	Example
Mind2web (Dynamic)	<pre> <html> ... </html> Based on the HTML webpage above, try to complete the following task Task: Book the lowest-priced and quickest flight for 5 adults and 1 child on May 20 from Mumbai to any airport near Washington. Previous actions: None What should be the next action? Please select from the following choices (If the correct action is not in the page above, please select A. 'None of the above'): A. None of the above B. <div id=0> <input radio triptype roundtrip true /> <label> C. <label id=1> Search flights one way One D. <h3> Celebrate World Wish Day </h3> <p> Support E. <h2 id=3> Help </h2> F. C. Action: CLICK </pre>
WikiHow (Linear)	<pre> "Problem": "How to Add Captions to Tables in Microsoft Word", "Solution Steps": ["Select the table to which you want to add a caption.", "Using your mouse, click and drag over the entire table to select it.", "Right-click (or ctrl-click) the table and select Insert Caption.", "Enter your caption.", "Type the caption for this table into the \"Caption\" field.", "Select a caption label.", "Customize your caption numbers (optional).", "Choose where to place your caption.", "Click the \"Position\" drop-down menu, and choose whether to place the caption above or below the table.", "Click OK to add your caption to the table.", "Format your captions."] </pre>
IcM (Dynamic)	<pre> How to Investigate Service A-To-Service B Connection? ### Step 1: Check Pull Task Execution From the Cluster The direct impact of connection failure is pull task execution will not work. If Service A can continue to pull from Service B, then the incident can be dismissed as false alarm, the feature owner can investigate further to see why Echo fails. This can be visualized by pull task count over time in the last 8 hours in the following query: ```kusto <Code Block> ``` Disregard the last data point, if the data point is always above zero, then consider the alert as false alarm. If the chart sometimes drops to zero one hour ago and the number is low in general (for instance less than 20), it means the customer traffic in the cluster is low. In this case, observe for a longer period of time. If the data point is zero consistently in the past 30 minutes, then it is a real problem, and please Check if Other Clusters In the Region are Impacted. Otherwise, continue to observe since Service A is pulling Service B just fine. </pre>

Table 8: Examples of each dataset. For Mind2Web, although the test set has fixed options for each step, there are different execution methods for the same task on each website, so it is essentially dynamic.

Trouble Shooting Guide: How to Investigate Service A-To-Service B Connection?	
Original	<p>### Step 0: Determine the Region and Cluster Name</p> <p>The region and cluster name can be found in the incident title.</p> <p>### Step 1: Check Pull Task Execution From the Cluster</p> <p>The direct impact of connection failure is pull task execution will not work. If Service A can continue to pull from Service B, then the incident can be dismissed as false alarm, the feature owner can investigate further to see why Echo fails. This can be visualized by pull task count over time in the last 8 hours in the following query: ***</p> <p>Disregard the last data point, if the data point is always above zero, then consider the alert as false alarm. If the chart sometimes drops to zero one hour ago and the number is low in general (for instance less than 20), it means the customer traffic in the cluster is low. In this case, observe for a longer period of time. If the data point is zero consistently in the past 30 minutes, then it is a real problem, and please Check if Other Clusters In the Region are Impacted. Otherwise, continue to observe since Service A is pulling Service B just fine.</p> <p>...</p>
Reformulated	<p>## 1.Check Pull Task Execution From the Cluster.</p> <p>### Prerequisite</p> <p>The region and cluster name can be found in the incident title.</p> <p>### Header</p> <p>Check Pull Task Execution From the Cluster</p> <p>### Body</p> <p>Run the following query to check pull task execution from the cluster (please use the cluster name from the previous step) ***</p> <p>### Linker</p> <ul style="list-style-type: none"> - If the data point is always above zero, then consider the alert as false alarm.[MITIGATE] - If the chart sometimes drops to zero one hour ago and the number is low in general, it means the customer traffic in the cluster is low. In this case, observe for a longer period of time.[MITIGATE] - If the data point is zero consistently in the past 30 minutes, then it is a real problem, and please Check if Other Clusters In the Region are Impacted.[CONTINUE] - Otherwise, continue to observe since Service A is pulling Service B just fine.[MITIGATE] <p>...</p>
Logic Unit	<pre>{ "#type#": "step", "#meta_data#": { "#title#": "How to Investigate Service A-To-Service B Connection", "#id#": "", "#date#": "" }, "#prerequisite#": "The region and cluster name are given.", "#header#": "Check Pull Task Execution From the Cluster.", "#body#": "Run the following query to check pull task execution from the cluster (please use the cluster name from the previous step):***", "#linker#": "If the data point is always above zero, then consider the alert as false alarm.[MITIGATE] If the chart sometimes drops to zero one hour ago and the number is low in general, it means the customer traffic in the cluster is low. In this case, observe for a longer period of time.[MITIGATE] If the data point is zero consistently in the past 30 minutes, then it is a real problem, and please Check if Other Clusters In the Region are Impacted.[CONTINUE] Otherwise, continue to observe since Service A is pulling Service B just fine.[MITIGATE]", "#default_parameters#": { "<TIME>": "", "<CLUSTER NAME>": "" } }</pre> <p>...</p>

Table 9: An example of reformulated TSG and its corresponding Logic Unit of THREAD.

B Experimental Details

B.1 Incident Mitigation

We take the scenario of incident mitigation to show the instructions about how to construct our knowledge base, including document reformulation, code template extraction, and logic unit selection⁹.

Instruction that formulates the original unstructured troubleshooting guide into structured one.

[System]

You are a helpful troubleshooting guide assistant who helps the user formulate the manual unstructured troubleshooting guide <TSG> into a structured one. The <TSG> is in mark-down format, with the first level header describing the incident or problem, and the following second level header providing information related to the incident or problem.

Each second-level subsection can be categorized into the following types: Terminology, FAQ, STEP, and Appendix. Your reformulation should strictly comply with the following definition:

- Terminology: firstly, it should be the relationship or connection between terminology about the incident, if not, it can be the explanation or concept of the incident. Sometimes it should be extracted and summarized by yourself.
- FAQ: frequently asked questions that help to understand the incident.
- STEP: the processes to resolve the incident, and you should make sure its completeness. Usually, steps have causal inner connection, the former step will trigger the next step.
- Appendix: the supplement of the incident that is not important or labeled by TSG, usually providing additional resources, data, links and so on.

1. You need to identify each second-level subsection, including third-level subsection if needed, analyze its content or purpose, and categorize it accordingly. For those belonging to Step, you should capture the inner connections, such as Causality or Temporal relations, and present them in the correct order.

2. Your returned formulated TSG should be in JSON format. Make sure that the keys originate from these categories: Terminology, FAQ, STEP and Appendix. Each value should be a list of dictionaries. The keys for them are "pre-requisite", "header", "body", and "linker". All values within the lists need to align with the original context, with truthful meaning and necessary **code block**.

3. Importantly, the "linker" is used to imply the dual role of providing the action's result and connecting to the next step using the "if-then" sentence format. You should formulate each step's linker to be "If any results are obtained by executing the corresponding action in the previous step, then **the true intent of the following step** provided here". Implicit linkers like "proceed to the next step." or "then the intent of the following step should be taken into consideration." should be avoided.

4. For each "if" condition at every step in the STEP, it is necessary to add a special token behind the "then" condition within the "linker". The options for these tokens are "[CONTINUE]", "[CROSS]", and "[MITIGATE]". - The token "[CONTINUE]" indicates that the actions corresponding to this "if" condition are part of the continuum within the same TSG's STEPs. - The token "[CROSS]" signifies that the subsequent actions require a transition to a different set of steps that are external to the current TSG's STEPs. - The token "[MITIGATE]" implies that the actions following the "if" condition convey that the incident is mitigated, or necessitate communication with on-call engineers or teams.

The use of this special token is instrumental in verifying the completeness and structural integrity of the STEP section.

<TWO EXAMPLES HERE>

[User]

Here is the <TSG> you need to formulate:

{TSG}

⁹The selection strategy is the same for both chunk and LU selections, which leverages LLMs to select the most relevant retrieval element from the retrieved top-K retrieval elements.

Instruction that extracts code template and default parameters from the source code.

[System]

You are a helpful assistant that extracts the code template and the default parameters from the provided code instance in <CODE>. <CODE> is a code block that contains several parameters. You should replace those parameters with placeholders and output the code template with placeholders and default parameters.

<ONE EXAMPLE HERE>

Your response should be in the JSON format as below:

```
{
  "CODE_TEMPLATE": "where you replace the
                    parameters in <CODE> with placeholders",
  "DEFAULT_PARAMETERS": "where you keep the
                         parameters in <CODE> as default values"
}
```

[User]

Here is the <CODE> you need to extract:

{CODE}

Instruction that selects the most relevant logic unit based on user query and chat history.

[System]

You are a helpful assistant that selects the most relevant element from <LU_LIST> based on the user's query in <QUERY> and chat history in <CHAT_HISTORY>. Please respond with the JSON format.

Each element in <LU_LIST> is in json format and contains the following fields:

```
{
  "type": "the type of the element, select
           from the following types: Terminology,
           FAQ, Step, and Appendix.",
  "meta_data": "the description of the
               troubleshooting guide.",
  "prerequisite": "The prerequisite of this
                 step, before taking the current step,
                 the prerequisites should be finished",
  "header": "The information describes the
            intent of the <INFO>.",
  "body": "The action is the content which
          troubleshoots the incident or explain
          the #header#. the action may contain
          code blocks in markdown format, and
          parameters are replaced with
          placeholders",
  "linker": "the expected output after
            taking the #action#. It is defined in
            the following format in markdown: -If
            **condition**, then **should_do**. It
            can contain multiple if-then cases.",
  "default_parameters": "the default
                        parameters that could fill in"
}
```

```
placeholders in code blocks in #body
#."
```

}

- The elements in <LU_LIST> contain possible information that can answer the user's query in <QUERY>. However, they may not be all relevant to the query or useful to answer the user's query. You should select the most relevant element from the <LU_LIST> based on the user's query in <QUERY>.

- In particular, you should focus on the following fields in the element: #header#, #body#. Most importantly, the <QUERY> needs to match with the #intent# and the #body# has to provide actions to reach the goal of the <QUERY>, please ignore the #linker# and do not map the <QUERY> with #linker#.

- As you choosing from <LU_LIST>, you need to check if all the #prerequisite# are met in previous history. If the #prerequisite# is not finished, then it should not be chosen.

- Try to select only one element from <LU_LIST>. If it is not possible to select only one element, you can select multiple elements from <LU_LIST>:

[

```
{
  "INDEX": "the index of the element in <
            LU_LIST>.",
  "INTENT": "the #header# of the element,
            the index starts from 0.",
  "EXPLANATION": "justify why you select
                  this node."
}
```

]

- If there is no element in <LU_LIST> that can answer the user's query in <QUERY>, you should try to select the most relevant element to the user's query considering that the user might use the wrong terminology:

[

```
{
  "INDEX": "the index of the element in <
            LU_LIST>.",
  "INTENT": "the #header# of the element,
            the index starts from 0.",
  "REPHRASED_QUERY": "the rephrased query
                     that you think the user is asking
                     about.",
  "EXPLANATION": "justify why you select
                  this node."
}
```

]

- Unless you are confident that there is no element in <LU_LIST> that is even close to the user's query:

{

```
"NO_INFO_EXPLANATION": "where you give your
                        explanation."
}
```

- Your answer should be in the JSON format in a list after <RESPONSE>.

[User]
<LU_LIST>: {LU_LIST}
<QUERY>: {QUERY}
<CHAT_HISTORY>: {CHAT_HISTORY}

B.2 Mind2web

We show the details about the document generation instruction we use, the different formats of documents, and the examples we generate.

Instruction that generates specific format of document for Mind2web dataset.

[System]
You are adept at performing website navigation tasks, and you will be provided with simulation data from Mind2Web, designed for developing and evaluating generalist agents capable of following language instructions to complete complex tasks on any website.

The data includes a step-by-step execution process, each step encompassing HTML code, Tasks, Previous Actions, and the Element and Action of this step. Note that the Element comes from the HTML code, and if the correct action is not present on the current page, the Element is None, and you should retrieve it from next step's Previous Actions.

Now your task is to write a comprehensive and adaptable reference document that outlines the general process for completing tasks like the given task. This document should serve as a guide for others to perform similar tasks on the same website in the future. So it should not be limited but can use this data to be the example, and should be general enough.

Please return the complete reference document that adheres to these guidelines.

[User]
The format of the documents should be as follows: {FORMAT}
The given execution process is as follows: {EXAMPLE}

We follow Wang et al. (2024) to brainstorm diverse formats of documents for Mind2web dataset

used for retrieval, and the results are listed in Table 10.

B.2.1 Details about LU Merge

For LU merge, we first identify the similar logic units by using the SpaCy library to calculate the textual similarity of LU headers. Then we leverage LLM to merge LUs with the following prompt:

Instruction that merges logic units with similar header.

[System]
You are tasked with a set of Logic Units that contain information about different steps in web navigation task. Each unit includes components like type, title, header, prerequisite, body, and linker. Some units have similar intents and can be merged to streamline the process and reduce redundancy.

Your task is to merge logic units with similar header into a single unit that combines their prerequisite, body and linker in a logical and coherent manner.

- Most importantly, as merging, you should concentrate on the linker, you need to unite the linker with similar intent, and carefully compare their "if" conditions. These conditions should now depend on the title specifics, guiding the user to the appropriate next action based on the context of the task.
- And for prerequisite, you should synthesize the prerequisites from the individual units, preserving the original logic and ensuring that the merged unit sets the necessary conditions for the subsequent steps.

The purpose of this merge is to create a more efficient set of instructions that can handle multiple scenarios without repeating steps.

Here is an example:

Please only return the merged unit in JSON format, keeping the same structure with the input.

[User]
The logic units you need to merge are as follows: {units}

Format	Description
Structured Markdown	<ul style="list-style-type: none"> - The document must be structured into sections in markdown format. - It should include a task overview, introduction, process steps, and conclusion. - Each step in the process includes detailed explanations for Intent, Prerequisite, HTML Code Reference, Action, Reason, and Result. - The Prerequisite is to specify any conditions or prior actions that must be met or completed before proceeding with the current step in the process. - Ensure that each step is explicitly connected to the next one, and the result is written in the "if-then" schema where the "Intent" of this step is completed, and the outcome "then" is the next step's Intent. - The HTML Code Reference gives hints of the Action like some '<button>', '', or other elements or attributes. You need to use the given task as an example. - The Action comes from "Click", "Type", "Hover", "Press Enter".
Hierarchical Guideline	<ul style="list-style-type: none"> - A structured text document with numbered steps for each task. - Each step includes a title, description, the HTML code involved, and the action to be taken. - Previous actions are referenced where necessary, with hyperlinks to the relevant steps. - Appendices for HTML code references, glossary of terms, and FAQs.
Tabular Checklist	<ul style="list-style-type: none"> - A printable checklist with each task and subtask, including checkboxes for completion. - Each checklist item includes a code snippet and the action required. - A troubleshooting section that lists common problems and their solutions. - Tips for what to do when the expected element or action is not available. - References to more detailed instructions or external resources for complex tasks.
Narrative Document	An entire description of the execution process without special structures.

Table 10: The description of different formats of documents on Mind2web.

B.3 Wikihow

Instruction that evaluates the generated answer compared with ground truth for Wikihow.

[System]

You are a helpful and precise assistant for checking the quality of the answer. We would like to invite you to evaluate the performance of the system in answering a user's question in <Question>.

I will give you the answer generated by the system in <Generation> and the ground truth answer in <Ground Truth> respectively. Your evaluation will contain five sub-evaluation tasks:

1. Both two answers contain a list of steps. Your task is to extract action items from the provided steps in both answers. The action item is defined as a combination of action and element. Compare the action items to identify similarities. Output the similar action items. Count the count of similar action items.

- Your answer should contain the extracted two action item sets (in the format as a list of strings).
- Your answer should contain a set of similar

action items (in the format of a list of strings). Similar action items are those sharing similar intent or achieving similar goals. Each similar action pair in the list should be in the format of "similar action item from action item set1 / similar action item from action item set2"

- Your answer should contain the count of similar action items.

2. Can <Generation> completely solve the user's question?

- Your answer should be "Yes" or "No".
- Your answer should contain the reason(s) for your choice. You should not focus on the length of the answer or the details of the answer, but you should focus on whether the steps could solve the user's question and the quality of the steps compared with the ground truth.

Your output should be in the following format in JSON:

```
{
  "Subtask1": {
    "Action items in Generation": ["action item 1", "action item 2", ...],
    "Action items in Ground Truth": ["action item 1", "action item 2", ...],
    "Similar action items": ["similar action item 1", "similar action item 2", ...],
    "Count of similar action items": 2
  },
}
```

```

    "Subtask2": {
      "Choice": "Yes" or "No",
      "Reason": "reason for your choice"
    }
  }

```

[User]

Here is the user's question <Question>: {Question}

The answer from system <Generation> is: {Generation}

The ground truth answer <Ground Truth> is: {Ground Truth}

B.4 Details about RAG System

We take the scenario of Mind2web to show the instructions we use in our RAG-based QA system.

Instruction that is used for the baselines of RAG system on Mind2web.

[System]

You are a helpful assistant who is great at website design, navigation, and executing tasks for the user. Now please proceed with the <CURRENT_STEP> and make your choice, remember that only based on the helpful document information from <DOC_CONTEXT> and the previous step chat history between user and assistant in <CHAT_HISTORY>.

Your response should be in the format of "Answer: C. Action: SELECT Value: Pickup". The answer is A, B, C..., the Action comes from [CLICK, TYPE, SELECT] and the Value is not always needed.

[User]

<DOC_CONTEXT>: {DOC_CONTEXT}
 <CHAT_HISTORY>: {CHAT_HISTORY}
 <CURRENT_STEP>: {CURRENT_STEP}

Instruction that is used for the RAG system utilizing THREAD Paradigm on Mind2Web.

[System]

You are a helpful assistant who is great at website design, navigation, and executing tasks for the user. Now please proceed with the <CURRENT_STEP> and make your choice, remember that only based on the helpful structured document information from <LOGIC_UNIT>, and the previous step

chat history between user and assistant in <CHAT_HISTORY>.

Your response should be in the format of JSON:

```

{
  "CHOICE": the choice you make from A B C
  ...
  "ACTION": the corresponding action choosing
    from ['CLICK', 'TYPE', 'SELECT'],
  "VALUE": the corresponding value if needed,
  "INTENT": the intent of the next step,
    which should be retrieved and judged
    from the "if" conditions in #output#
    from <LU> according to the current
    step and actions and choose the
    corresponding "then" outcome, do not
    guess it based on current Task in <
    CURRENT_STEP> by yourself unless the <
    LU> is irrelevant to <CURRENT_STEP>,
}

```

[User]

<LOGIC_UNIT>: {LOGIC_UNIT}
 <CHAT_HISTORY>: {CHAT_HISTORY}
 <CURRENT_STEP>: {CURRENT_STEP}

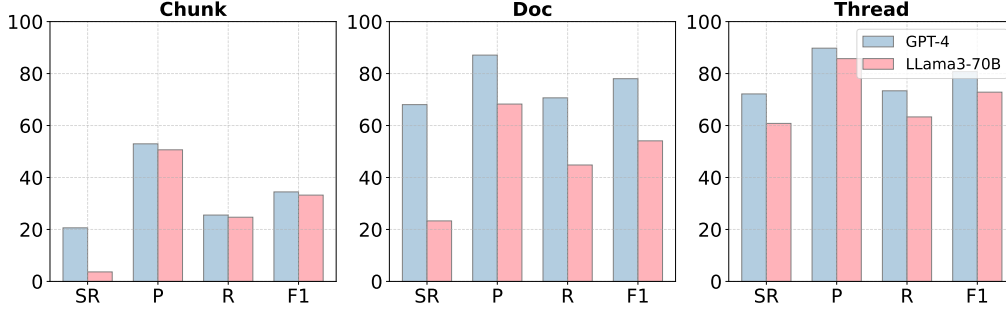


Figure 4: Analysis of using different LLMs on WikiHow (GPT-4 v.s. LLaMA3-70B).

C Current Data Organization Paradigm

From Gao et al. (2023), current data organization paradigms can be categorized into phrases, sentences, propositions, chunks, and so on. In our paper, we choose chunks¹⁰ and propositions to compare with our proposed THREAD¹¹.

Recursive Chunk. This chunking method splits the original documents using a list of separators, then reassembles them according to specified chunk sizes and overlap sizes. In our experiment, we use different chunk sizes for each dataset: 1000 for Mind2Web, 2000 for IcM, and 300 for WikiHow. The chunk overlap sizes also vary 50 for Mind2Web, 100 for IcM, and 30 for WikiHow.

Entire Document. This method sends the entire document directly into the model, constrained by the document’s length and structure.

Semantic Chunk. Kamradt (2024) proposes splitting chunks based on semantic similarity. The hypothesis is that semantically similar chunks should be grouped together. By comparing the semantic similarity between adjacent sentences, the method identifies “break points”. If the similarity in the embedding space exceeds a certain threshold, it marks the start of a new semantic chunk.

Agentic Chunk (Proposition). Chen et al. (2023)¹² introduces the concept of the Proposition Paradigm, which involves extracting independent propositions from original documents. The Agentic Chunk method is based on this paradigm. It first splits the documents into paragraphs, then extracts propositions from each paragraph, and at last merges similar propositions into chunks.

¹⁰We use the implementation by LangChain <https://python.langchain.com/v0.2/>

¹¹Note: For chunks, we retrieve the top-5 at each time, and for documents, we only retrieve the top-1.

¹²For proposition paradigm, we use agentic chunker since the input token of Flan-T5 is limited to 512, <https://github.com/FullStackRetrieval-com/RetrievalTutorials>.

GraphRAG. GraphRAG (Edge et al., 2024) is a data organization approach proposed for those query-based summarization, e.g., ‘what is the theme of this dataset’, which constructs KG by extracting entities from chunks and then constructing relationships between them.

D Additional Experimental Results

In all our experiments, we set the temperature of LLMs to 0 and top_p to 1 for results reproduction.

D.1 Different LLMs as backbone

We further conduct experiments on LLaMA3-70B, as shown in Figure 4. Although LLaMA3-70B is less powerful than GPT-4, it still demonstrates competitive performance with the help of THREAD. Results indicate that LLaMA3 struggles with WikiHow questions applying chunk-based or doc-based paradigms. However, with the integration of THREAD, LLaMA3 not only achieves much better performance in SR, but also narrows the gap with GPT-4. Specifically, LLaMA3 achieves SR and F1 scores of 60.82% and 72.84%, respectively, compared to GPT-4’s scores of 72.16% and 80.74%. This indicates that while a performance gap remains, particularly with the chunk-based and doc-based paradigms, our THREAD considerably reduces this disparity between GPT-4 and LLaMA3. These findings highlight the value of our proposed paradigm in enhancing the performance of different LLMs, showcasing its generalizability, robustness, and efficiency in handling how-to questions.

D.2 Case Study

We compare the outputs from systems equipped with THREAD and GraphRAG that handles how-to question given in Table 9, ‘How to Investigate Service A-To-Service B Connection?’.

Paradigm	Chat Tokens (I/O) / Doc	Embedding Tokens / Doc	Price / Doc (\$)	Chat Model API Call / Doc	Ele. Acc
Recursive (Chunk)	-	838	0.000084	-	64.23
Semantic	-	3802	0.00038	-	65.14
Proposition	61836 / 388	978	0.63	28.8	62.37
THREAD	2553 / 654	654	0.045	1	68.29

Table 11: Cost of different paradigms on Mind2Web.

Dataset	Total Tokens	Original Tokens / Doc	Chat Tokens (I/O) / Doc	Embedding Tokens / Doc	Price / Doc (\$)	Δ Ele. Acc
Incident Mitigation	112K	2002	2814 / 1464	1464	0.072	23.68%-36.68% \uparrow
WikiHow	200K	2066	4608 / 778	778	0.069	44.3%-51.54% \uparrow
Mind2Web	410K	838	2553 / 654	654	0.045	4.06% \uparrow

Table 12: Scalability across different scenarios.

THREAD can progressively mitigate such questions as follows:

```

Step1:
When investigating the connection between Service A
and Service B, the first step is to check pull
task execution from the cluster. Please run the
following query to check:
*****

- If the data point is always above zero, then
  consider the alert as false alarm.
- If the data point is zero consistently, then it is
  a real problem, and please Check if Other
  Clusters In the Region are Impacted.

(the outcome of step1: data point is zero
consistently)
Step2:
To determine the list of clusters, the quickest way
is to check IcM by running
the following query to get the incidents in the last
day:
*****

- If the incident count is one, ..
- If the incident count is more than one, ..

Step3:
...
```

However, the response generated by GraphRAG is highly flawed. It not only distorts the internal logic within the documents but also retrieves chunks that contain the entities "Service A" and "Service B". After that, it misuses this retrieved information to generate steps that are entirely irrelevant, seemingly getting stuck at start.

```

To investigate a connection issue between Service A
and Service B, you can follow this step:

Verify if Service A is actually making a connection
call to Service B.
You can generally do this by checking the logs or
telemetry data where outbound requests are
recorded using a Kusto Query:
***

If the connection attempts are not present in the
logs, ensure that Service A is configured
correctly to make calls to Service B.
If attempts are recorded, you can investigate
further based on the 'ResultCode' to determine
if there are timeouts, rejections, or any other
issues that could indicate a problem with the
connection.
```

D.3 Cost and Scalability

We analyze the preprocessing overhead for constructing the final knowledge base using the Mind2Web dataset and compare THREAD to other paradigms that also leverage LLMs during preprocessing. From Table 11, THREAD achieves the highest element accuracy (68.29%) with a balanced trade-off between cost and performance. While its cost is higher than the Chunk and Semantic paradigms, it is significantly lower than the Proposition paradigm, making it suitable for real-world applications. Additionally, in Figure 4, we show that Llama3-70B achieves comparable performance with GPT-4, further emphasizing THREAD’s effectiveness and generability.

More importantly, to evaluate THREAD’s scalability, we curate datasets by transforming existing datasets (e.g., Mind2Web) and collecting data from the internet (e.g., WikiHow) and examined its performance on three datasets with different sizes. Table 12 shows that THREAD consistently outperforms the Chunk paradigm across datasets of varying scales, achieving higher element accuracy while maintaining acceptable costs. This demonstrates THREAD’s scalability in handling both longer documents and larger corpora.