

# Rationale-based Ensemble of Multiple QA Strategies for Zero-shot Knowledge-based VQA

Miaoyu Li, Haoxin Li, Zilin Du, and Boyang Li

College of Computing and Data Science,  
Nanyang Technological University, Singapore

## Abstract

Knowledge-based Visual Question-answering (K-VQA) necessitates the use of background knowledge beyond what is depicted in the image. Current zero-shot K-VQA methods usually translate an image to a single type of textual decision context and use a text-based model to answer the question based on it, which conflicts with the fact that K-VQA questions often require the combination of multiple question-answering strategies. In light of this, we propose Rationale-based Ensemble of Answer Context Tactics (REACT) to achieve a dynamic ensemble of multiple question-answering tactics, comprising Answer Candidate Generation (ACG) and Rationale-based Strategy Fusion (RSF). In ACG, we generate three distinctive decision contexts to provide different strategies for each question, resulting in the generation of three answer candidates. RSF generates automatic and mechanistic rationales from decision contexts for each candidate, allowing the model to select the correct answer from all candidates. We conduct comprehensive experiments on the OK-VQA and A-OKVQA datasets, and our method significantly outperforms state-of-the-art LLM-based baselines on all datasets.

## 1 Introduction

Knowledge-based Visual Question-answering (K-VQA) requires background knowledge beyond the image content. For example, to answer the question in Fig. 1 (b), it is necessary to know the carbohydrate content of different types of food. Zero-shot K-VQA provides an effective evaluation of AI models in applying their knowledge to answer novel vision-informed questions.

An effective technique for zero-shot VQA is to translate an image to a textual decision context for a text-based model, such as an LLM, which answers the question using the generated decision context (Yang et al., 2022; Tiong et al., 2022). For exam-

ple, Yang et al. (2022) translate the image to captions; Guo et al. (2023) further generate question-answer pairs based on captions. To cater to the knowledge-intensive nature of K-VQA, Cao and Jiang (2024) generate a paragraph describing relevant background knowledge, from which an LLM extracts the answer. Such approaches rely on a single question-answering strategy using a single type of decision context.

However, we observe that K-VQA datasets often require the joint application of multiple strategies. For some questions, merely the captions are sufficient for answering, whereas other questions may require background knowledge in either short or long forms. As an illustration, in Fig 1 we show three questions and three AI-generated decision contexts for each question, including captions, short-form knowledge of a single sentence, and long-form knowledge containing multiple sentences. In each question, only one decision context leads to the right answer.

In light of this, we propose Rationale-based Ensemble of Answer Context Tactics (REACT) to achieve dynamic ensemble of multiple question-answering tactics. REACT comprises an Answer Candidate Generation (ACG) phase and a Rationale-based Strategy Fusion (RSF) phase. Both phases use an in-context-learning LLM without any training. ACG generates three decision contexts for each K-VQA question, including image captions, short-form knowledge, and long-form knowledge, with increasing amount of background knowledge. The ACG LLM then generates three answer candidates, one from each decision context.

The RSF LLM works as an arbitrator that selects one correct answer from the candidates provided by ACG. In order for the RSF LLM to make informed choices, we provide two complementary types of rationales for each answer candidate. The first type, automatic rationale, is generated by asking the LLM to summarize the reasoning behind

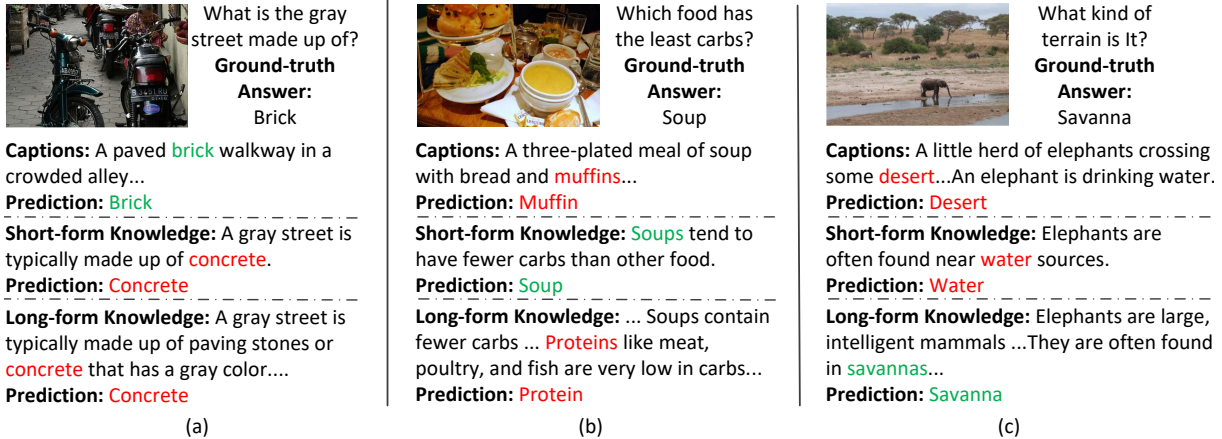


Figure 1: The three K-VQA questions are best answered using distinctive decision contexts, including image captions, (a), and two forms of generated knowledge statements, (b) and (c). This is due to (1) the difficulty in controlling the generation of captions and knowledge statements and ensuring they contain relevant information, and (2) the inability of LLMs to identify correct answers from noisy contexts.

the answer in one sentence. The second type, mechanistic rationale, is a sentence from the decision context that has the most contribution to the answer, as identified by a model interpretation technique, GradCam (Selvaraju et al., 2017). These brief rationales preserve the most relevant information in the original decision contexts, and prevent irrelevant information from misleading the RSF LLM. The RSF LLM receives two rationales for each answer candidate and selects one final answer from the three candidates, achieving dynamic question-answering strategy ensemble.

On two popular K-VQA datasets, OKVQA and A-OKVQA, REACT outperforms state-of-the-art baselines that use frozen LLMs without training by 2.6% to 4.7%. Ablation studies reveal that the fusion of three answers improves performance over the best single answer strategy by 1.1% on OKVQA and 1.6% on A-OKVQA. Further, using both the automatic and mechanistic rationales obtains gains of 1.2% and 1.4%, respectively.

Our contributions include:

- We identify the need for combined use of multiple question-answering strategies in K-VQA, and propose REACT, which fuses multiple answers and answer strategies dynamically using frozen in-context learning LLMs, achieving state-of-the-art performance on zero-shot OKVQA and A-OKVQA.
- We propose that rationales serve an important role in answer ensemble. Further, we devise two rationale generation techniques, automatic LLM summarization, and mecha-

nistic LLM interpretation. These rationales complement each other in enhancing VQA performance.

## 2 Related Work

**Knowledge-based VQA.** Knowledge-based VQA requires background knowledge beyond the image content to answer questions. The popular K-VQA datasets include OK-VQA (Marino et al., 2019) and A-OKVQA (Schwenk et al., 2022), both of which cover a wide range of knowledge categories. For OK-VQA, answering questions usually only requires knowledge recall, without the need for additional reasoning. A-OKVQA, on the other hand, is an enhanced version of OK-VQA, where questions often require further reasoning based on background knowledge to answer. Early studies (Gardères et al., 2020; Marino et al., 2021; Wu et al., 2022; Zhu et al., 2020; Narasimhan et al., 2018; Narasimhan and Schwing, 2018; Gao et al., 2022) retrieve related knowledge from external knowledge bases such as Wikipedia, ConceptNet, and Google Images. Recent approaches (Yang et al., 2022; Hu et al., 2022; Wang et al., 2023; Shao et al., 2023; Xing et al., 2023; Si et al., 2023; Khan et al., 2024) require no explicit knowledge retrieval; they leverage implicit world knowledge stored in LLMs or Large Vision-Language Models (LVLMs) by using them as QA models. To further improve the QA performance of LLMs or LVLMs, many few-shot methods (Yang et al., 2022; Shao et al., 2023; Xenos et al., 2023; Khan et al., 2024) are proposed, which use the training sam-

ples as exemplars in the prompt. Unlike existing LLM-based methods that utilize knowledge implicitly, our method explicitly generates relevant background knowledge from an LLM and uses it to assist in answering questions.

### **End-to-end LVLMs and LVLM Prompting for Zero-shot K-VQA.**

End-to-end training is adopted to align the vision and text modalities, so that a pretrained visual encoder can work seamlessly with a pretrained LLM, resulting in LVLMs (Wang et al., 2022; Alayrac et al., 2022; Liang et al., 2022; Mañas et al., 2022; Li et al., 2023; Jiang and Zheng, 2023; Zhu et al., 2023; Lin et al., 2024; Liu et al., 2024). While these LVLMs achieve high performance on zero-shot K-VQA, they require training on an enormous quantity of image-text pairs and are hence compute-intensive.

To enable the LVLMs to better understand questions and perform reasoning, one concurrent method explore question rephrasing in the prompt (Prasad et al., 2024). However, it is difficult for this method to change to a different LLM, which provides crucial knowledge for K-VQA, without expensive retraining of the LVLMs. In contrast, our method translates images into textual descriptions and directly utilizes frozen LLMs to answer questions, enabling us to easily change the knowledge source at any time.

**Text-mediated Zero-shot K-VQA.** Another type of zero-shot method converts visual information to textual descriptions and applies frozen LLMs to answer questions based on these descriptions alone. We classify these methods based on the number of types of descriptions used and whether answer ensemble is employed. Most methods (Yang et al., 2022; Tiong et al., 2022; Guo et al., 2023; Chen et al., 2024) translate images into a single type of description: captions, and generate one answer from them. Chen et al. (2024) use two different LVLMs to generate different captions and answer candidates, and one LLM to choose the final answer. To accommodate the need for external knowledge in K-VQA, Cao and Jiang (2024) generate two types of descriptions, captions and long-form knowledge, for each question. A single answer is obtained based on the concatenated caption-knowledge context. In contrast, our method focuses on the explicit answer selection process from multiple answer candidates.

## **3 Method**

The goal of our method is to jointly utilize multiple decision contexts to answer each question and achieve a dynamic ensemble of these different strategies. To accomplish this, we propose two modules: Answer Candidate Generation (ACG) and Rationale-based Strategy Fusion (RSF). This section provides detailed descriptions of them.

### **3.1 Answer Candidate Generation**

In ACG, we generate three types of decision contexts for each question, including captions, short-form knowledge consisting of one sentence, and long-form knowledge containing multiple sentences. They provide three different strategies for each question, resulting in three answer candidates.

**The Caption-only Strategy.** Since LLMs can only process textual information, we use an off-the-shelf image captioning model to transform an image into multiple textual captions. To ensure the relevance to the question, we employ the question-guided caption generation mechanism in PNP-VQA (Tiong et al., 2022), which first identifies the image patches most relevant to the question and then generates captions only from these relevant patches. The prompt for the caption-only strategy is shown in Tab. 4 of Appendix A.

To achieve in-context learning, we follow Img2LLM (Guo et al., 2023) and generate Question-answer (QA) pairs from the image captions several. The QA pairs serve as demonstration of the QA task for LLM in-context learning. As the task demonstration is necessary for LLMs to perform QA, we include these QA pairs in the prompt of *all three* strategies of ACG.

**The Short-form Knowledge Strategy.** We generate relevant background knowledge for each question using an LLM. To ensure that the generated knowledge is relevant to the question and the image content, we provide the captions and the question in prompt: “*<Captions> <Question> Please provide background knowledge related to this question in a single sentence.*”. To generate short-form knowledge, we add the length constraint “*in a single sentence*”. The short-form knowledge ideally represents the most relevant background knowledge to the question. The prompts for generating short-form knowledge and the answer to the question are detailed in Tab. 5 and Tab. 4 in Appendix A.

Short-form knowledge is highly relevant to the

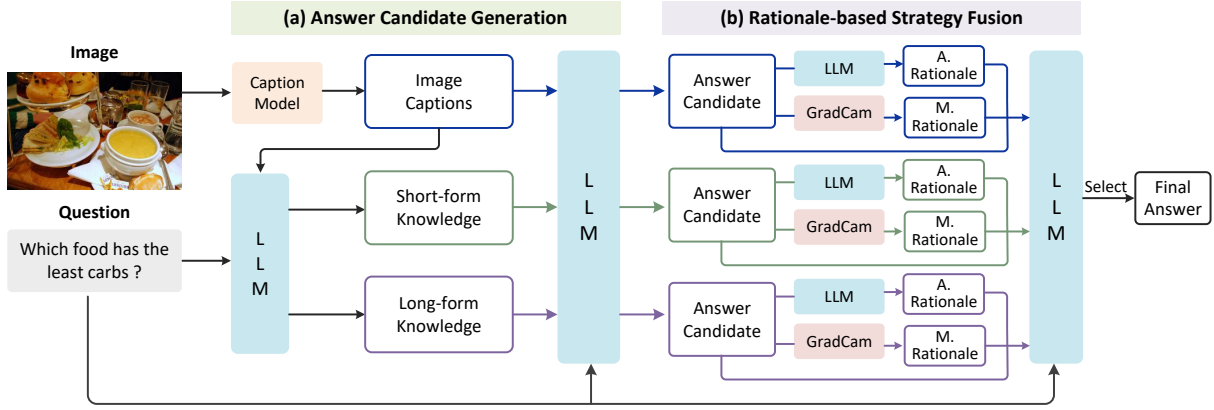


Figure 2: The framework of REACT. The ACG module contains three question-answering strategies, which generate three different decision contexts for the answer-predicting LLM. The short-form knowledge contains a single sentence, whereas the long-form knowledge consists of a paragraph of background information. The caption-only strategy generates only image captions and no background knowledge. For each strategy, the LLM generates an answer candidate. In the RSF module, for each candidate, we generate an Automatic (A.) Rationale and a Mechanistic (M.) Rationale, which guide the LLM in selecting the best answer.

visual question, making it accurate. However, due to its short length, it may not be comprehensive enough to get the correct answer.

**The Long-form Knowledge Strategy.** In this strategy, we remove the length constraint “*in a single sentence*” from the prompt, so that the LLM can generate as much text as it wants. In most cases, this leads to one or two paragraphs, which ideally would capture comprehensive background knowledge related to the question. The prompts for generating long-form knowledge and utilizing it to generate answer are detailed in Tab. 5 and Tab. 4 of Appendix A.

The short-form knowledge and the long-form strategy are synergistic. Constrained to a single sentence, the short-form knowledge context is succinct but may miss some relevant information. In comparison, the long-form knowledge strategy prioritizes knowledge recall over precision, and may contain many irrelevant facts that potentially distracts the LLM. Their synergy is further demonstrated in the experiments (§4.3 and Fig. 4). Balancing different strategies is hence important for high performance.

### 3.2 Rationale-based Strategy Fusion

Since not all question-answering strategies are suitable for a given question, selecting the correct answer is crucial. To allow the LLM to make informed choices, RSF generates two types of rationales, automatic and mechanistic rationales, for each answer candidate. These brief rationales re-

tain only the most relevant information from the decision context, serving as the basis for answer selection, thus mitigating the risk of misleading the LLM with a plethora of irrelevant information.

**Automatic Rationale.** To generate the automatic rationale, we feed the original question, the decision context, and the predicted answer to an LLM and ask the LLM to summarize the rationale behind the answer to a single sentence. The LLM is not restricted to selecting a sentence from the decision context and performs open-ended generation. The prompt for generating automatic rationales is shown in Tab. 6 of Appendix A.

**Mechanistic Rationale.** Though the automatic rationale is easy to acquire and often reasonable, there are occasions when the LLM generate incorrect rationales by ignoring part of the decision context or hallucinating. Although this could be partially alleviated by exhaustive prompt engineering, we opt for a more systematic solution, which is to obtain the rationale through a mechanistic interpretation of the answer-generating LLM.

Inspired by GradCAM (Selvaraju et al., 2017), we devise a method to compute the contribution of each sentence in the decision context to the answer candidate. We first introduce some notations. The prompt to the LLM, including the instruction and the decision context (captions or knowledge statements) contains  $N_P$  tokens. The answer generated by the LLM contains  $N_A$  tokens. When generating the  $k$ -th answer token  $w_k$ , the Transformer-based LLM attends to all previous  $N_k = N_P + k - 1$

tokens. We extract the attention weight vector  $\mathbf{a}^{(h)} \in \mathbb{R}^{N_k}$  from the  $h$ -th attention head. The components of  $\mathbf{a}^{(h)}$  sum up to 1,  $\sum_{i=1}^{N_k} a_i^{(h)} = 1$ .

We seek the contribution of every token preceding the  $k$ -th answer token. Instead of the raw attention scores, which may be redundant and inaccurate, we weigh the attention scores with its gradient from the probability  $p_k$  of the predicted answer token  $w_k$ . We disregard negative gradients as we focus on positive contributions. Formally, the relevance scores of each of the  $N_k$  token is

$$\mathbf{r}_k = \frac{1}{H} \sum_{h=1}^H \max\left(0, \frac{\partial p_k}{\partial \mathbf{a}^{(h)}}\right) \mathbf{a}^{(h)}, \quad (1)$$

where  $H$  is the number of attention heads. Next, we re-normalize and aggregate the contribution of prompt tokens to all answer tokens.

$$\mathbf{r} = \sum_{k=1}^{N_A} \text{softmax}(\mathbf{r}_k[0 : N_P]), \quad (2)$$

where  $[0 : N_P]$  selects the first  $N_P$  components of  $\mathbf{r}_k$ . Finally, we obtain sentence-level contributions by summing over the contributions of all tokens in each sentence in the decision context. The sentence with the highest contribution is picked as the mechanistic rationale. As the short-form knowledge context contains only a single sentence, it is always selected as the mechanistic rationale.

**Question-answering Strategy Fusion.** In the final fusion stage, we provide all three answer candidates with corresponding rationales, including both the automatic and the mechanistic rationales, in the prompt. The LLM is instructed to select the best answer, thereby achieving dynamic strategy ensemble. To ensure the model perceives the image content during fusion, we also include caption-generated QA pairs in the prompt. The exact prompt for question-answering strategy fusion is in Tab. 7 of Appendix A.

## 4 Experiment

### 4.1 Setup

**Datasets.** We evaluate our method on two mainstream K-VQA datasets: OK-VQA (Marino et al., 2019) and A-OKVQA (Schwenk et al., 2022). Questions in both datasets require knowledge beyond the images to answer. We utilize the *test split* of OK-VQA and the *val split* and *test split* of A-OKVQA for evaluation. These splits contain 5,046,

**Question:** What country do these planes belong to?

**Prediction:** America

Relevance Score

**Captions:** Two large planes are parked on display for visitors. A person standing in a room with some very big planes in it. Airplanes are sitting stacked together next to each other in a hangar. Two old military planes that are all on a field. **This is a photo of a museum of american airplanes.** Two older military war planes sitting on a hanger. A bunch of airplanes with propellers are on display for us air forces. Military planes with propellers on display, some green box boxes and people standing. Two airplanes docked in an airplane hangar together. **Fighter prop vehicles displayed at the museum of flight in San Francisco...**

**M. Rationale:**

This is a photo of a museum of american airplanes.

Figure 3: The heatmap of relevance scores of sentences in captions. The relevance score represents the contribution of the sentence to the answer.

1,100, and 6,700 questions, respectively. We follow the official evaluation protocols of direct answer and report VQA scores for each dataset.

**Implementation Details.** Since the quality of captions significantly impacts the results, we follow the previous approaches (Guo et al., 2023; Lan et al., 2023; Cao and Jiang, 2024) to use BLIP (Li et al., 2022) as the captioning model. We generate 30 captions for each image. Additionally, we utilize a finetuned T5-large model (Raffel et al., 2020), as in Img2LLM, to generate 30 QA pairs from the captions to enable in-context learning when generating answers. To demonstrate the generalization ability of our method, we use two different models, Mistral-7B and Gemma-7B, in our experiments. The LLMs cannot access answer lists or training samples, achieving zero-shot K-VQA.

**Baselines.** We compare REACT with previous zero-shot K-VQA methods without training. The methods using frozen LLMs can be roughly divided into two categories: (1) Methods employing the caption-only strategy, PICa (Yang et al., 2022), PNP-VQA (Tiong et al., 2022), Cola-Zero (Chen et al., 2024), Img2LLM (Guo et al., 2023), and RQprompt (Lan et al., 2023). (2) Methods employing the long-form knowledge strategy. The only method in this category is KGenVQA (Cao and Jiang, 2024). Unlike translating visual information into textual descriptions for frozen LLMs, the concurrent method REPARE (Prasad et al., 2024)

Method	QA Model	Model Size	Decision Context		OK-VQA test	A-OKVQA val test	
<i>LLM-based Zero-shot Methods</i>							
PICa	GPT-3	175B	✓	×	17.7	-	-
PNP-VQA	UnifiedQA	11B	✓	×	35.9	-	-
Cola-Zero	FlanT5	11B	✓	×	39.4	-	-
Img2LLM	OPT	175B	✓	×	45.6	42.9	40.7
Img2LLM*	Gemma	7B	✓	×	45.6*	44.9*	-
Img2LLM*	Mistral	7B	✓	×	46.3*	44.3*	-
KGenVQA	UnifiedQA	11B	×	long	45.4	39.1	-
RQprompt	GPT-3	175B	✓	×	46.4	43.2	43.9
<i>LVLM-based Zero-shot Methods</i>							
REPARE	BLIP2	3B	-	-	-	44.9	-
REPARE	BLIP2	11B	-	-	-	47.3	-
REPARE	MiniGPT-4	7B	-	-	-	33.2	-
REPARE†	MiniGPT-4	13B	-	-	-	<b>47.9</b>	-
REACT	Gemma	7B	✓	long & short	<u>47.6</u>	47.3	<u>46.8</u>
REACT	Mistral	7B	✓	long & short	<b>49.2</b>	<u>47.5</u>	<b>48.6</b>

Table 1: Comparison with state-of-the-art methods on zero-shot K-VQA. We report the VQA score of direct answer on OK-VQA and A-OKVQA datasets. The best score is indicated in **bold**, while the second best score is indicated in underline. The results marked with \* represent the baselines we implemented ourselves.

directly utilizes an LVLM as QA model<sup>1</sup>.

## 4.2 Main Results

To demonstrate the effectiveness of our dynamic ensemble of question-answering strategies, we compare our method with state-of-the-art baselines using different types of decision contexts and frozen LLMs. The results are shown in Tab. 1.

We observe that REACT establishes a new state-of-the-art on LLM-based zero-shot KVQA. Compared to previous best scores achieved by frozen LLMs, REACT with Mistral-7B outperforms them with tremendous margins of 2.8%, 2.6% and 4.7% on OK-VQA, A-OKVQA val split and test split, respectively. These results strongly demonstrate the effectiveness of our approach.

We also compare against a concurrent method, REPARE (Prasad et al., 2024), which directly prompts an end-to-end trained LVLM. Since REPARE does not translate image to text, it avoids any information loss in the process. Nevertheless, REACT remains highly competitive, outperforming all results of REPARE but that from MiniGPT-4-13B with a much larger LLM, and the difference is merely 0.4%. The fact that a blind LLM, when prompted properly, is competitive with an well-

<sup>1</sup>The REPARE+LLaVA-1.5 model does not meet the zero-shot requirement, as LLaVA-1.5 is pretrained on OK-VQA and A-OKVQA. Hence, we omit that result from the comparison.

	Cap.	SK	LK	OK-VQA test	A-OKVQA val
#1	✓			46.3	44.3
#2		✓		48.1	45.9
#3			✓	46.7	45.5
#4	✓	✓		<u>48.4</u>	<u>47.1</u>
#5	✓		✓	47.1	46.8
#6	✓	✓	✓	<b>49.2</b>	<b>47.5</b>

Table 2: Ablation study results of ACG with Mistral-7B. Cap. denotes captions. SK and LK are short-form knowledge and long-form knowledge, respectively.

prompted LVLM at a visual task is surprising to us. As the text-as-visual-representation approach can benefit from advances in LLMs without extensive vision-language alignment training, REACT offers strong practical benefits.

## 4.3 Ablation Studies

**Analysis of ACG.** We systematically ablate the three answer strategies, the caption-only, the short-form knowledge, and the long-form knowledge. The outcomes are detailed in Tab. 2. Ablations #1, #2, and #3 utilize each question-answering strategy independently. Ablations #4 and #5 utilize partial combinations of the strategies.

Comparing #1 with #2 and #3, we observe that the short-form knowledge strategy and long-form

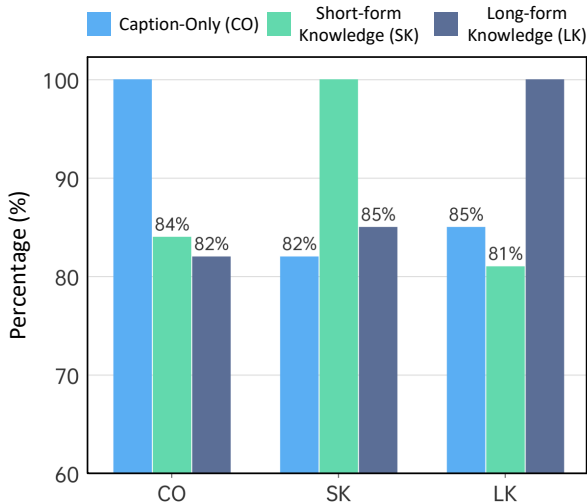


Figure 4: The success rate of the other two strategies over questions successfully answer by each strategy. In left group, we show the percentage of correctly answered questions by SK and LK out of all the questions that are correctly answered by CO. The other two bar groups are drawn similarly.

	MR	AR	OKVQA test	A-OKVQA val
#1	Rand.	Answer Selection	47.4	45.0
#2			48.0	46.1
#3	✓		48.5	46.4
#4		✓	48.7	47.2
#5	Rand.	✓	48.7	46.6
#6	✓	✓	<b>49.2</b>	<b>47.5</b>

Table 3: Ablation study of RSF with Mistral-7B. MR and AR denote mechanistic rationale and automatic rationale, respectively.

knowledge strategy achieve better performance than caption-only strategy, demonstrating that generated background knowledge is advantageous in K-VQA. After fusing caption-only and short-form knowledge in #4, the performance on OKVQA and A-OKVQA improves by 2.1% and 2.8% over #1. This demonstrates the importance of strategy ensemble and the effectiveness of the short-form knowledge strategy. The same phenomenon can be observed in #1 and #5. Finally, the full REACT system, #6, achieves the best performance.

Further, we quantify how much each QA strategy complements others. In Fig. 4, for each QA strategy, we first extract all questions that this strategy can successfully answer by itself. Out of these questions, we show the success rate of the other two strategies. The results indicate that out of the questions answerable by one strategy, 15-19% cannot

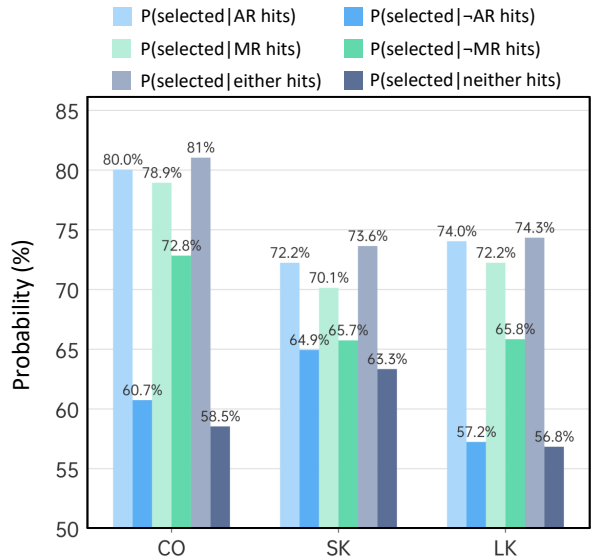


Figure 5: Conditional probabilities of the three answer candidates being selected conditioned on the exact occurrence of the answer in the rationales. There are six different conditions, including the answer candidate occurring in the automatic rationale (AR), the mechanistic rationale (MR), either rationale, and their respective negations. The abbreviations of strategy names are: CO = caption-only, SK = short-form knowledge, and LK = long-form knowledge.

be answered by another strategy. Hence, each QA strategy is indispensable for the success of REACT.

**Analysis of RSF.** We incrementally integrate automatic and mechanistic rationales into REACT. The results are shown in Tab. 3. The additional baseline (#1) selects answer candidate randomly without LLM-based answer fusion. The ablation #2 selects answers using an LLM without rationales. #5 replaces the mechanistic rationale with a random sentence from the decision context.

Comparing #1 with #2, we observe minor improvements (0.6% and 1.1%) from the simplistic answer ensemble without rationales. #3 and #4 improve over #2 by 0.5% and 0.7% on OKVQA and by 0.3% and 1.1% on A-OKVQA, demonstrating both types of rationales are effective by themselves. Adding a random mechanistic rationale to #4, we obtain ablation #5, which retains the same performance on OKVQA but decreases by 0.6% on A-OKVQA. This highlights the importance of selecting proper mechanistic rationales, as wrong rationales are harmful. Most interestingly, leveraging both rationales, #6 attains the best performance, showing the two rationales are complementary.

Finally, with Fig. 5, we analyze the relation between the rationale surface form containing ex-




		What is the gray street made up of? <b>Ground-truth Answer:</b> Brick		Which food has the least carbs? <b>Ground-truth Answer:</b> Soup		What kind of terrain is it? <b>Ground-truth Answer:</b> Savanna
Caption-only	<b>Prediction:</b> Brick <b>A. Rationale:</b> The context indicates a narrow alley with a brick walkway... <b>M. Rationale:</b> A paved brick walkway in a crowded alley.		<b>Prediction:</b> Muffin <b>A. Rationale:</b> A muffin is a small, baked good, often sweetened... <b>M. Rationale:</b> A three-plated meal of soup with bread and muffins.		<b>Prediction:</b> Desert <b>A. Rationale:</b> The context mentions elephants in a desert... <b>M. Rationale:</b> A little herd of elephants crossing some desert.	
Short-form Knowledge	<b>Prediction:</b> Concrete <b>A. Rationale:</b> ... it is inferred that streets are likely constructed with concrete. <b>M. Rationale:</b> A gray street is typically made up of concrete.		<b>Prediction:</b> Soup <b>A. Rationale:</b> Soups typically contain fewer carbohydrates... <b>M. Rationale:</b> Soups tend to have fewer carbs than other food.		<b>Prediction:</b> Water <b>A. Rationale:</b> Rivers provide water for elephants to drink... <b>M. Rationale:</b> Elephants are often found near water sources.	
Long-form Knowledge	<b>Prediction:</b> Concrete <b>A. Rationale:</b> Concrete is a gray material often used to build streets... <b>M. Rationale:</b> A gray street is typically made up of paving stones or concrete...		<b>Prediction:</b> Protein <b>A. Rationale:</b> The background knowledge mentions proteins are very low in carbs... <b>M. Rationale:</b> Proteins like meat, poultry, and fish are very low in carbs.		<b>Prediction:</b> Savanna <b>A. Rationale:</b> Savanna is a common habitat for elephants... <b>M. Rationale:</b> Elephants are often found in savannas.	
	<b>Final Answer:</b> Brick		<b>Final Answer:</b> Soup		<b>Final Answer:</b> Savanna	
	(a)		(b)		(c)	

Figure 6: Examples from A-OKVQA val split where our method can help model select the correct answer. From top to bottom are the caption-only strategy, the short-form knowledge strategy, and the long-form knowledge strategy. To save space, please refer to Fig. 1 for the relevant captions and knowledge information.

actly the answer candidate, which we refer to as a “hit”, and the candidate being selected by the RSF LLM. Similar to the finding of [Tiong et al. \(2022\)](#), we observe a positive correlation between the two events. This suggests that the surface form of the rationales plays a role in the decisions of the answer-selecting LLM. The largest differential is with caption-only, where having the answer in either rationale increases the selection probability by 22.5%<sup>2</sup>. In contrast, having the candidate in the rationales under SK or LK is not as important (probability differences of 17.5-10.3%). A possible reason is that the LLM conducts more complex operations on questions requiring external knowledge than simple surface-form matching.

#### 4.4 Case Study

We show some example K-VQA questions in Fig. 6. To conserve space, please consult Fig. 1 for the corresponding captions and knowledge details. In strategy ensemble, we provide answer candidates with corresponding rationales and caption-generated QA pairs in the prompt. More examples can be found in Tab. 7 of the Appendix.

In example (a), since “*Brick walkway*” appears in the captions, the answer from caption-only strategy is “*Brick*”. However, as concrete is a more common street material, the answers from short-form and long-form knowledge are both “*Con-*

*crete*”. Still, the model selects “*Brick*” as the final answer, possibly due to the strength of the rationale. In example (b), the answer from the caption-only strategy is “*Muffin*”, but its rationales are not proper explanations. The answer from the short-form knowledge strategy is correct and has sensible rationales, and it is selected as the final answer. In example (c), desert and savanna are both possible answers, which are hard to distinguish without visual information. The model may have been informed by the rationales from the second strategy mentioning rivers, which are more common in a savanna than in a desert.

## 5 Conclusion

This paper proposes Rationale-based Ensemble of Answer Context Tactics (REACT) to achieve dynamic ensemble of multiple question-answering tactics. REACT first generates three types of decision contexts: image captions, short-form knowledge and long-form knowledge, as well as answers generated from each decision context separately. After that, we generate two types of rationales for each answer. An LLM selects the best answer from the rationales. REACT achieves state-of-the-art results on OK-VQA among comparable methods and showcases LLM-informed ensemble as an effective VQA strategy.

<sup>2</sup> $P(\text{selected} \mid \text{either hits}) - P(\text{selected} \mid \text{neither hits}) = 22.5\%$



## Limitations

In this paper, we generate three different types of decision contexts for each question, including captions, short-form knowledge, and long-form knowledge, where both types of knowledge are generated based on captions. However, in the process of converting images to captions, some visual details are inevitably lost, resulting in inaccurate captions. Therefore, the knowledge generated based on these captions may also be inaccurate. These inaccurate decision contexts may lead to incorrect answers. In extreme cases, if all answer candidates are wrong, our method will fail. Hence, improving the quality of decision contexts is an important direction for future research. Moreover, our method requires multiple calls to the LLM for inference, which is time-consuming. Reducing the running time would be a direction for future research.

Although our work has achieved good results, it also inherits the social-economic biases of LLMs and datasets about gender, age, race, and ethnicity. Future work can focus on addressing these issues.

## References

- Jean-Baptiste Alayrac, Jeff Donahue, Pauline Luc, Antoine Miech, Iain Barr, Yana Hasson, Karel Lenc, Arthur Mensch, Katherine Millican, Malcolm Reynolds, et al. 2022. Flamingo: a visual language model for few-shot learning. *Advances in neural information processing systems*, 35:23716–23736.
- Rui Cao and Jing Jiang. 2024. Knowledge generation for zero-shot knowledge-based vqa. *arXiv preprint arXiv:2402.02541*.
- Liangyu Chen, Bo Li, Sheng Shen, Jingkan Yang, Chunyuan Li, Kurt Keutzer, Trevor Darrell, and Ziwei Liu. 2024. Large language models are visual reasoning coordinators. *Advances in Neural Information Processing Systems*, 36.
- Feng Gao, Qing Ping, Govind Thattai, Aishwarya Reganti, Ying Nian Wu, and Prem Natarajan. 2022. Transform-retrieve-generate: Natural language-centric outside-knowledge visual question answering. In *Proceedings of the IEEE/CVF Conference on Computer Vision and Pattern Recognition*, pages 5067–5077.
- François Gardères, Maryam Ziaeeafard, Baptiste Abeeloos, and Freddy Lecue. 2020. Conceptbert: Concept-aware representation for visual question answering. In *Findings of the Association for Computational Linguistics: EMNLP 2020*, pages 489–498.
- Jiaxian Guo, Junnan Li, Dongxu Li, Anthony Meng Huat Tiong, Boyang Li, Dacheng Tao, and Steven Hoi. 2023. From images to textual prompts: Zero-shot visual question answering with frozen large language models. In *Proceedings of the IEEE/CVF Conference on Computer Vision and Pattern Recognition*, pages 10867–10877.
- Yushi Hu, Hang Hua, Zhengyuan Yang, Weijia Shi, Noah A Smith, and Jiebo Luo. 2022. Promptcap: Prompt-guided task-aware image captioning. *arXiv preprint arXiv:2211.09699*.
- Jingjing Jiang and Nanning Zheng. 2023. Mixphm: Redundancy-aware parameter-efficient tuning for low-resource visual question answering. In *Proceedings of the IEEE/CVF Conference on Computer Vision and Pattern Recognition*, pages 24203–24213.
- Zaid Khan, Vijay Kumar BG, Samuel Schuster, Manmohan Chandraker, and Yun Fu. 2024. Exploring question decomposition for zero-shot vqa. *Advances in Neural Information Processing Systems*, 36.
- Yunshi Lan, Xiang Li, Xin Liu, Yang Li, Wei Qin, and Weining Qian. 2023. Improving zero-shot visual question answering via large language models with reasoning question prompts. In *Proceedings of the 31st ACM International Conference on Multimedia*, pages 4389–4400.
- Junnan Li, Dongxu Li, Silvio Savarese, and Steven Hoi. 2023. Blip-2: Bootstrapping language-image pre-training with frozen image encoders and large language models. In *International conference on machine learning*, pages 19730–19742. PMLR.
- Junnan Li, Dongxu Li, Caiming Xiong, and Steven Hoi. 2022. Blip: Bootstrapping language-image pre-training for unified vision-language understanding and generation. In *International conference on machine learning*, pages 12888–12900. PMLR.
- Sheng Liang, Mengjie Zhao, and Hinrich Schütze. 2022. Modular and parameter-efficient multimodal fusion with prompting. *arXiv preprint arXiv:2203.08055*.
- Bin Lin, Zhenyu Tang, Yang Ye, Jiayi Cui, Bin Zhu, Peng Jin, Junwu Zhang, Munan Ning, and Li Yuan. 2024. Moe-llava: Mixture of experts for large vision-language models. *arXiv preprint arXiv:2401.15947*.
- Haotian Liu, Chunyuan Li, Yuheng Li, and Yong Jae Lee. 2024. Improved baselines with visual instruction tuning. In *Proceedings of the IEEE/CVF Conference on Computer Vision and Pattern Recognition*, pages 26296–26306.
- Oscar Mañas, Pau Rodriguez, Saba Ahmadi, Aida Nematzadeh, Yash Goyal, and Aishwarya Agrawal. 2022. Mapl: Parameter-efficient adaptation of unimodal pre-trained models for vision-language few-shot prompting. *arXiv preprint arXiv:2210.07179*.
- Kenneth Marino, Xinlei Chen, Devi Parikh, Abhinav Gupta, and Marcus Rohrbach. 2021. Krisp: Integrating implicit and symbolic knowledge for open-domain knowledge-based vqa. In *Proceedings of*

- the IEEE/CVF Conference on Computer Vision and Pattern Recognition*, pages 14111–14121.
- Kenneth Marino, Mohammad Rastegari, Ali Farhadi, and Roozbeh Mottaghi. 2019. Ok-vqa: A visual question answering benchmark requiring external knowledge. In *Proceedings of the IEEE/cvf conference on computer vision and pattern recognition*, pages 3195–3204.
- Medhini Narasimhan, Svetlana Lazebnik, and Alexander Schwing. 2018. Out of the box: Reasoning with graph convolution nets for factual visual question answering. *Advances in neural information processing systems*, 31.
- Medhini Narasimhan and Alexander G Schwing. 2018. Straight to the facts: Learning knowledge base retrieval for factual visual question answering. In *Proceedings of the European conference on computer vision (ECCV)*, pages 451–468.
- Archiki Prasad, Elias Stengel-Eskin, and Mohit Bansal. 2024. Rephrase, augment, reason: Visual grounding of questions for vision-language models. In *The Twelfth International Conference on Learning Representations*.
- Colin Raffel, Noam Shazeer, Adam Roberts, Katherine Lee, Sharan Narang, Michael Matena, Yanqi Zhou, Wei Li, and Peter J Liu. 2020. Exploring the limits of transfer learning with a unified text-to-text transformer. *Journal of machine learning research*, 21(140):1–67.
- Dustin Schwenk, Apoorv Khandelwal, Christopher Clark, Kenneth Marino, and Roozbeh Mottaghi. 2022. A-okvqa: A benchmark for visual question answering using world knowledge. In *European Conference on Computer Vision*, pages 146–162. Springer.
- Ramprasaath R Selvaraju, Michael Cogswell, Abhishek Das, Ramakrishna Vedantam, Devi Parikh, and Dhruv Batra. 2017. Grad-cam: Visual explanations from deep networks via gradient-based localization. In *Proceedings of the IEEE international conference on computer vision*, pages 618–626.
- Zhenwei Shao, Zhou Yu, Meng Wang, and Jun Yu. 2023. Prompting large language models with answer heuristics for knowledge-based visual question answering. In *Proceedings of the IEEE/CVF Conference on Computer Vision and Pattern Recognition*, pages 14974–14983.
- Qingyi Si, Yuchen Mo, Zheng Lin, Huishan Ji, and Weiping Wang. 2023. Combo of thinking and observing for outside-knowledge vqa. *arXiv preprint arXiv:2305.06407*.
- Anthony Meng Huat Tiong, Junnan Li, Boyang Li, Silvio Savarese, and Steven CH Hoi. 2022. Plug-and-play vqa: Zero-shot vqa by conjoining large pre-trained models with zero training. *arXiv preprint arXiv:2210.08773*.
- Peng Wang, An Yang, Rui Men, Junyang Lin, Shuai Bai, Zhikang Li, Jianxin Ma, Chang Zhou, Jingren Zhou, and Hongxia Yang. 2022. Ofa: Unifying architectures, tasks, and modalities through a simple sequence-to-sequence learning framework. In *International Conference on Machine Learning*, pages 23318–23340. PMLR.
- Ziyue Wang, Chi Chen, Peng Li, and Yang Liu. 2023. Filling the image information gap for vqa: Prompting large language models to proactively ask questions. *arXiv preprint arXiv:2311.11598*.
- Jialin Wu, Jiasen Lu, Ashish Sabharwal, and Roozbeh Mottaghi. 2022. Multi-modal answer validation for knowledge-based vqa. In *Proceedings of the AAAI conference on artificial intelligence*, volume 36, pages 2712–2721.
- Alexandros Xenos, Themis Stafylakis, Ioannis Patras, and Georgios Tzimiropoulos. 2023. A simple baseline for knowledge-based visual question answering. *arXiv preprint arXiv:2310.13570*.
- Xiaoying Xing, Mingfu Liang, and Ying Wu. 2023. Toa: Task-oriented active vqa. In *Thirty-seventh Conference on Neural Information Processing Systems*.
- Zhengyuan Yang, Zhe Gan, Jianfeng Wang, Xiaowei Hu, Yumao Lu, Zicheng Liu, and Lijuan Wang. 2022. An empirical study of gpt-3 for few-shot knowledge-based vqa. In *Proceedings of the AAAI Conference on Artificial Intelligence*, volume 36, pages 3081–3089.
- Deyao Zhu, Jun Chen, Xiaoqian Shen, Xiang Li, and Mohamed Elhoseiny. 2023. Minigpt-4: Enhancing vision-language understanding with advanced large language models. *arXiv preprint arXiv:2304.10592*.
- Zihao Zhu, Jing Yu, Yujing Wang, Yajing Sun, Yue Hu, and Qi Wu. 2020. Mucko: multi-layer cross-modal knowledge reasoning for fact-based visual question answering. *arXiv preprint arXiv:2006.09073*.

## A Prompt Templates

In this section, we demonstrate prompt templates for generating answer candidate, background knowledge, automatic rationale, and question-answering strategy fusion, as shown in Tab. 4, Tab. 5, Tab. 6 and Tab. 7, respectively. We use the same prompt templates across different datasets and models.

## B Examples

In this section, we display more examples from OK-VQA where REACT can help model select the correct answer, as shown in Fig 7.

---

### Prompt Template for Generating Answer Candidate

---

Please answer questions according to the given context.

Context:  $\langle \text{Captions} \rangle / \langle \text{Short-form Knowledge} \rangle / \langle \text{Long-form Knowledge} \rangle$   
 $\langle \text{Question-Answer Pairs} \rangle$

Question:  $\langle \text{Question} \rangle$

Answer:

---

Table 4: Prompt template for generating answer candidate. Choose one from three decision contexts.

---

### Prompt Template for Generating Background Knowledge

---

**User:** You are going to answer questions according to the context:  $\langle \text{Captions} \rangle$

**Assistant:** Ok, please go ahead and ask your questions.

$\langle \text{Question-Answer Pairs} \rangle$

**User:**  $\langle \text{Question} \rangle$

**Assistant:** I don't have enough knowledge to answer this question.

**User:** Please provide background knowledge related to this question (in a single sentence).

---

Table 5: Prompt template for generating background knowledge. We assume the model cannot answer the question using a caption-only strategy and ask it to generate relevant background knowledge.

---

### Prompt Template for Generating Automatic Rationale

---

**User:** You are going to answer questions according to the context:

$\langle \text{Captions} \rangle / \langle \text{Short-form Knowledge} \rangle / \langle \text{Long-form Knowledge} \rangle$

**Assistant:** Ok, please go ahead and ask your questions.

$\langle \text{Question-Answer Pairs} \rangle$

**User:**  $\langle \text{Question} \rangle$

**Assistant:**  $\langle \text{Answer} \rangle$

**User:** Please explain the reasoning behind your answer in a single sentence.

---

Table 6: Prompt template for generating automatic rationale. Choose one from three decision contexts. We provide the answer candidate of corresponding strategy and ask the model to explain the reasoning behind it.

---

### Prompt Template for Strategy Fusion

---

Please answer the question based on the most reasonable rationale.

Rationales:

1.  $\langle A. \text{Rationale of Answer}_1 \rangle . \langle M. \text{Rationale of Answer}_1 \rangle$

2.  $\langle A. \text{Rationale of Answer}_2 \rangle . \langle M. \text{Rationale of Answer}_2 \rangle$

3.  $\langle A. \text{Rationale of Answer}_3 \rangle . \langle M. \text{Rationale of Answer}_3 \rangle$

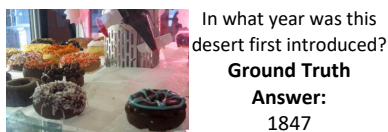
$\langle \text{Question} - \text{Answer Pairs} \rangle$

Question:  $\langle \text{Question} \rangle \langle \text{Answer}_1 \rangle$  or  $\langle \text{Answer}_2 \rangle$  or  $\langle \text{Answer}_3 \rangle$ ?

Answer:

---

Table 7: Prompt template for strategy fusion. We first provide rationales for each answer, then ask the model to select a final answer from the answer candidates based on these rationales.



In what year was this desert first introduced?

**Ground Truth**  
**Answer:**  
1847

**Captions:** Variety of donuts on display on dessert table in restaurant...

**Prediction:** 1950

**A. Rationale:** ...donuts gaining popularity during that time...

**M. Rationale:** Variety of donuts on display on dessert table in restaurant.

**Short-form Knowledge:** ... with a history dating back to the 18th century.

**Prediction:** 1847

**A. Rationale:** ... brought to North America in 1847...

**M. Rationale:** ... with a history dating back to the 18th century.

**Long-form Knowledge:** The first record... was in 1847... Jelly-filled donuts gained popularity in the 1930s...

**Prediction:** 1930

**A. Rationale:** The context mentions donuts gained popular in the 1930s...

**M. Rationale:** Jelly-filled donuts gained popularity in the 1930s

**Final Answer:** 1847

(a)



What type of vessel is in the background?

**Ground Truth**  
**Answer:**  
Yacht

**Captions:** A boat in the river near a very large yacht...

**Prediction:** Boat

**A. Rationale:** The context mentions a boat in the river...

**M. Rationale:** A boat in the river near a very large yacht.

**Short-form Knowledge:** ... yachts, anchored or sailing on the water...

**Prediction:** Yacht

**A. Rationale:** The context describes scenes of yachts...

**M. Rationale:** ... yachts, anchored or sailing on the water...

**Long-form Knowledge:** ... A large yacht, which is a type of luxury watercraft...

**Prediction:** Yacht

**A. Rationale:** The context indicates a large yacht...

**M. Rationale:** A large yacht, which is a type of luxury watercraft.

**Final Answer:** Yacht

(b)



How many sides does the sign have?

**Ground Truth**  
**Answer:**  
8

**Captions:** Black and white photograph of a stop sign next to a light...

**Prediction:** None

**A. Rationale:** The context does not provide enough information...

**M. Rationale:** Black and white photograph of a stop sign next to a light.

**Short-form Knowledge:** A stop sign is an octagonal traffic sign...

**Prediction:** Octagonal

**A. Rationale:** ...stop signs are typically octagonal...

**M. Rationale:** A stop sign is an octagonal traffic sign.

**Long-form Knowledge:** A stop sign comes in the shape of an octagon ... making it a total of eight sides...

**Prediction:** 8

**A. Rationale:** The context mentions an octagon, which has 8 sides...

**M. Rationale:** ... making it a total of eight sides.

**Final Answer:** 8

(c)

Figure 7: Examples from OKVQA where our method can help model select the correct answer. From top to bottom are the caption-only strategy, the short-form knowledge strategy, and the long-form knowledge strategy.