

Navigating the Labyrinth: Evaluating LLMs’ Ability to Reason About Search Problems

Nasim Borazjanizadeh

Berkeley AI Research, UC Berkeley

Roei Herzig

Berkeley AI Research, UC Berkeley

Trevor Darrell

Berkeley AI Research, UC Berkeley

Rogério Feris

MIT-IBM Watson AI Lab

Leonid Karlinsky

MIT-IBM Watson AI Lab

Abstract

Large Language Models (LLMs) have recently achieved impressive performance in math and reasoning benchmarks. However, they often struggle with logic problems and puzzles that are relatively easy for humans. To further investigate this, we introduce a new benchmark, SearchBench, which contains 11 unique search problems, each equipped with automated pipelines to generate an arbitrary number of instances and analyze the feasibility, correctness, and optimality of LLM-generated solutions. We show that using language-only reasoning, even the most advanced LLMs fail to solve SearchBench end-to-end, e.g., OpenAI’s frontier models GPT4 and o1-preview solve only 1.4% and 18.6% of SearchBench problems, respectively. The reason is that SearchBench problems require considering multiple pathways to the solution and performing backtracking, posing a significant challenge to auto-regressive models. Instructing LLMs to generate code that solves the problem helps, but only slightly, e.g., GPT4’s performance rises to 11.7%. Interestingly, we show that the current strongest baseline on SearchBench is obtained using in-context learning with A* algorithm implementations. We further show that this baseline can be further enhanced via a Multi-Stage-Multi-Try inference method, raising GPT4’s performance above 57%.

NP-hard and necessitate exploring multiple action paths and backtracking to previous states.

SearchBench is challenging for LLMs due to several factors. The autoregressive architecture of current LLMs forces solving problems sequentially, which makes tasks requiring backtracking challenging [9]. Additionally, natural language is not an ideal medium for accurately representing and updating intermediate states. Moreover, in combinatorial problems, the number of possible states increases exponentially with the number of actions, making naive exploration of the state space ineffective. Our empirical results show that even the most capable models solve less than 20% of SearchBench problems. To successfully solve SearchBench, a model must backtrack, consider multiple reasoning paths, and identify the most optimal outcome among many feasible options. These capabilities are essential for robust reasoning, making SearchBench a valuable benchmark for evaluating LLMs’ reasoning capabilities as they continue to evolve.

SearchBench has five problem categories: (i) pathfinding, (ii) puzzles, (iii) subset sum, (iv) sorting, and (v) under-determined systems; further divided into 11 unique problem types. Each problem type is inspired by known puzzles and combinatorial problems, but includes modified rules to ensure they differ substantially from solved instances of the original problems that appear on the internet and are likely observed by LLMs during their pre-training. We generate about 100 instances of varying difficulty per problem type using an automatic pipeline, totaling 1,107 fixed instances. Each problem type in SearchBench also includes an automatic evaluation pipeline that assesses LLM-generated solutions on three dimensions: feasibility (choosing sequence of actions that adhere to the problem’s rules), correctness (achieving the goal state), and optimality (finding the least cost solution).

To provide further insights, we show that LLMs perform better on SearchBench when prompted to solve the problems by implementing the A* algorithm [11]. A* is a heuristic-based search

1 Introduction

The advent of Large Language Models (LLMs) has revolutionized the field of natural language processing, with models such as Llama3.1 [22], GPT4 [27], and o1-preview [28] demonstrating unprecedented performance on math and science QA benchmarks, such as GSM8k [8] and GPQA [35]. However, LLMs still exhibit surprising failures on some intuitive tasks [2, 33, 20] and struggle with multi-step compositional reasoning, combinatorial problems, and planning [9, 44, 50]. Inspired by these observations and to further investigate LLMs’ reasoning abilities, we offer a new benchmark of combinatorial search problems, SearchBench. The problems of SearchBench are predominantly

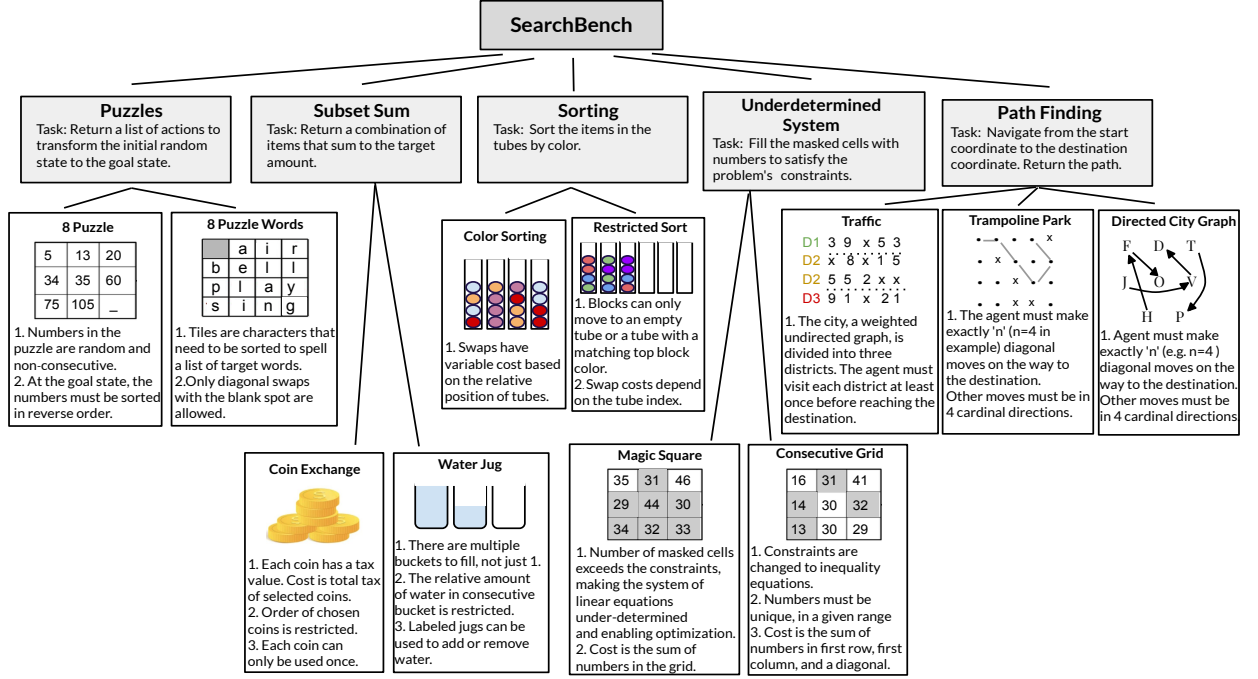


Figure 1: The taxonomy of SearchBench. The five nodes in level one represent the problem categories, and the 11 nodes in level two represent the problem types. We detail how the rules of known puzzles and combinatorial problems are modified in SearchBench to ensure LLMs haven’t encountered solved instances of the problems during training.

algorithm known for its time efficiency and provable optimality, offering advantages over BFS, which is computationally inefficient [47], and DFS, which does not guarantee an optimal solution [48]. This prompting method offloads the exploration of a large action space from LLMs to code execution, resulting in improved performance (Fig. 3).

Additionally, to improve the quality of the generated A* codes, motivated by recent work showing that multiple inferences and task decomposition improve LLM performance [45, 52, 19], we introduce the Multi-Stage-Multi-Try (MSMT) inference strategy. In this approach, we divide code generation into two stages. First, we prompt the model to write an instance-agnostic A* algorithm for the problem type. We then verify this implementation against a set of unit tests, without evaluating the solution, to check if (i) the code is executable, (ii) returns a list as output, and (iii) the data type of list elements is correct. Second, we instruct the model to implement the ‘initialize’ function, which encodes variables specific to each problem instance. Our MSMT A* method (Fig. 2) significantly improves LLMs’ ability to solve search problems, outperforming other prompting strategies we used, including 0-shot text, 4-shot Chain-of-Thought (CoT) [46] text, 0-shot code, and 4-shot A* prompting with naive greedy decoding. This method constitutes our strongest baseline on SearchBench; GPT-4 prompted with MSMT A* surpassing the o1-preview model.

However, even using this approach, there remains considerable room for improvement on SearchBench, underscoring the challenge it presents in advancing LLMs’ reasoning capabilities.

To summarize, our main contributions are as follows: (i) We introduce the SearchBench benchmark, designed to evaluate LLMs’ ability to solve combinatorial problems that require search and backtracking. (ii) We show that LLM performance on SearchBench can be significantly improved using the MSMT A* framework, which combines LLMs’ flexibility and code generation capabilities with the efficiency of the A* algorithm and code verification, to alleviate LLMs’ limitations in searching large state spaces end-to-end in text. (iii) We use SearchBench to thoroughly analyze the reasoning capabilities of several frontier LLMs, including GPT-4 and o1-preview, by employing various prompting and inference methods. This analysis uncovers the limitations of LLMs in generalizable reasoning, suggests promising directions for future research, and highlights the substantial potential for improving LLM performance on SearchBench.

2 SearchBench Benchmark

SearchBench includes five categories of problems: puzzles, subset sum, sorting, pathfinding, and under-determined systems. In theoretical computer science, combinatorial problems are classified into four types: existence, construction, enumeration,

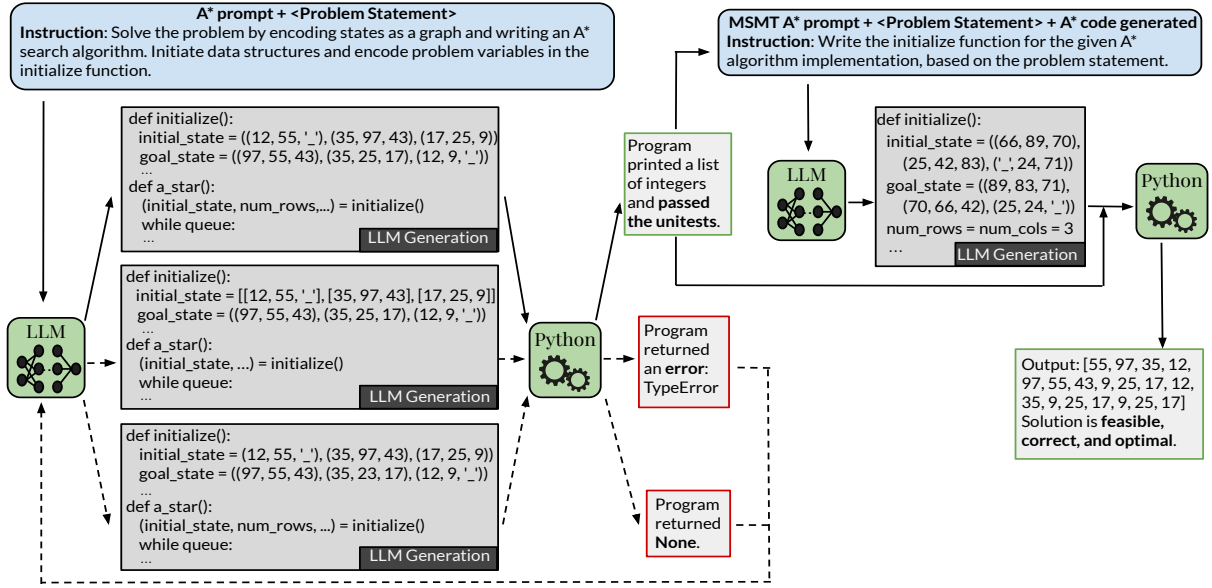


Figure 2: Our Multi-Stage-Multi-Try (MSMT) A* prompting approach.

and optimization problems [49]. To ensure broad representation, we selected one problem category from each of these types for SearchBench. Particularly, subset sum problems represent the existence category, where the task is to determine if a subset of a given set sums to a specified value (refer to Tab. 1 for an example problem in this category). The 8-puzzle and 8-puzzle words fall under construction problems, which involve solving puzzles. Sorting problems, such as color sort and restricted sorting, are enumeration problems. Pathfinding problems are categorized as optimization problems.

Additionally, we introduce a new category of NP-hard combinatorial problems in SearchBench, under-determined system problems. These problems consist of constraint satisfaction problems which are typically solved by defining a system of linear equations, and do not require search over states. We modified them to include fewer constraints than unknown variables, allowing for multiple correct solutions, and defined a unique cost function to enable search for a single optimal solution. This category was added in order to evaluate models' ability to generalize to novel combinatorial problems.

We selected 2-3 problem types for each category, resulting in 11 total problem types. Each type has a unique state space. For example, in 8-puzzle words, each state is an $n \times m$ table of characters, while in coin exchange, each state is an ordered subset of given coins (See Appendix sec. G for more examples). Generally, our problems involve an initial state, a goal state, and a set of possible actions, and the task is to find a sequence of actions

from the initial to the goal state with minimum cost. We modified the rules to ensure that solved instances of SearchBench were not encountered during the LLMs' massive internet-scale training. The SearchBench taxonomy and rule modifications are illustrated in Fig. 1.

To construct SearchBench, we implemented an automatic generation pipeline for each problem type, ensuring each generated instance is solvable. We generated approximately 100 instances per type, resulting in a total of 1107 problem instances. The benchmark is then fixed. The generation pipelines can create instances with adjustable difficulty levels. Difficulty is defined by the state space size of the instance, with minimum difficulty requiring a few actions and maximum difficulty set such that problems could be solved correctly but not optimally by humans (See Appendix Sec. F for an analysis of the search space size). Hence, maximum human performance on SearchBench could be considered approximately 100%. Moreover, studies like Pizlo and Li [32], Chronicle et al. [5] show that humans can solve the classic versions of SearchBench problems, but their performance declines as the state space size increases.

In contrast to other reasoning benchmarks [38, 8, 12, 29, 7, 40, 37, 15] that only measure correctness, to gain a more comprehensive understanding of LLM performance on SearchBench, our evaluation pipeline assesses LLM solutions across 3 dimensions: Feasibility, Correctness, and Optimality. Feasibility determines if any of the actions chosen violate the problem rules (e.g. passing through labyrinth walls). Correctness

Problem statement

In the 'taxed coin exchange' problem, you are required to choose a subset of coins from this list [3, 6, 9, 10, 13, 15, 18, 5, 21, 19, 12, 15, 5, 9, 4, 16, 8, 4, 7, 7, 2, 16, 14, 18, 3, 89, 21, 12, 10, 7, 14, 4, 11, 6, 20], such that the sum of the chosen coins adds up to 229. Each coin in the list is unique and can only be used once. Also coins carry a tax value. The tax values for each coin is 14: 1, 89: 13, 2: 2, 5: 2, 4: 4, 6: 6, 8: 2, 16: 5, 21: 4, 20: 2, 18: 9, 11: 10, 10: 3, 12: 12, 15: 5, 13: 1, 3: 1, 19: 19, 7: 7, 9: 3, where the tax for coins of the same value is the same. Also, if the coin chosen is smaller than the previous one, it must have an even value, otherwise, if the coin is larger than or equal to the previous coin chosen, it must have an odd value. The objective is to determine which subset of coins should be selected to minimize the total tax paid. The solution should be presented as a list of numbers, representing the value of the coins chosen in order, with the first coins chosen being in index 0, formatted in Python syntax.

Table 1: An instance of the 'Coin Exchange' problem: Green indicated instance-specific components, and orange highlights the modified rules specific to SearchBench. GPT4 fails to generate a feasible solution for this instance using the three baseline prompting methods, but produces a correct, non-optimal solution using A* and MSMT A*.

requires that the solution is both feasible and reaches the goal state from the given start state. Optimality indicates that the solution is both correct and has the minimum cost w.r.t. known optimum. For each SearchBench problem, we implemented a fast A* algorithm with a provably admissible and consistent heuristic, to produce the optimal solution. We ran this implementation for each instance in the benchmark to obtain its unique optimal solution.

We note that even though correctness implies feasibility, and optimally implies correctness, feasibility and correctness are valuable intermediate metrics in determining how close the models are to generating the fully correct solution. For example, in traffic problems, GPT4 often fails to record the first city visited, resulting in a feasible but incorrect solution. Defining feasibility helps distinguish this mostly correct implementation from more erroneous solutions. Correctness is stricter than feasibility and indicates that search-related tasks were implemented correctly, but the heuristic or recorded cost is incorrect, leading to non-optimal solutions.

3 Evaluated Methods

We use three baseline prompting methods to evaluate LLMs on SearchBench: 0-shot text, 4-shot CoT text, and 0-shot code. Additionally, we use two new code-based methods: 4-shot A* prompting and MSMT A*. Full prompts for each of the five approaches and GPT4's solution for an example problem are provided in Appendix Sec. H.

To ensure the generality of our prompting methods, we selected one in-context example from each of the four SearchBench categories that are different from the category of the evaluated problem. This minimizes the similarity between the rules and context of the solved examples and the evaluated problem, and tests whether the model can solve unrelated combinatorial problems. Thus, if a model finds an optimal solution using these methods, it demonstrates true generalization rather than prompt-specific improvements. In Sec. 6, we further

analyze the impact of including an example from the same top-level problem category. Additionally, 4-shot is the upper limit on the number of in-context examples due to the models' context length limit. For an analysis of the effect of fewer demonstrations (shots) on performance, see Appendix Sec. A.

0-shot text and 4-shot CoT text prompting methods: In the text-based prompting methods, we instruct the model to solve the problem in an end-to-end manner, using text only. In 4-shot CoT prompts, the in-context examples include a representation of the intermediate states drawn using ASCII characters after each action to prevent hallucinations and illogical leaps in reasoning.

0-shot code prompting method: This method instructs the LLM to produce a Python code that solves the given problem. The generated code is then executed to derive the final answer.

A* Prompting: In this approach, we prompt the LLM to implement an A* algorithm that solves \mathcal{P}_i^C - a problem instance number i of problem category C , providing four in-context examples of A* codes for four problems $\mathcal{P}_j^{\hat{C}}$, each selected from a different category $\hat{C} \neq C$. To implement A* for the target SearchBench problem, the LLM must perform abstract reasoning to devise a search strategy applicable to any state within the search space. This contrasts with solving problems end-to-end in text, where the model has access to the variables of each state, eliminating the need for abstract reasoning. However, end-to-end approaches require the model to perform every step of the iterative computations involved in searching the state space.

The in-context examples include detailed comments before each code segment, explaining the reasoning used to develop the strategy implemented within the code segment. These comments serve as CoT reasoning for devising the search strategy implemented in the code.

Multi-Stage-Multi-Try (MSMT) A* Prompting: In this method, the model receives the same in-context examples as the 'A* prompting', with dif-

ferent instructions. Here, inference is done in two stages as demonstrated in Fig. 2. In the first stage, the model is instructed to implement the code as two functions: the 'a_star' function includes an instance-agnostic A* algorithm for the target problem type, and the 'initialize' function encodes the variables given in the problem statement. We then verify if the generated code satisfies the following set of unit tests: (i) code is executable; (ii) code returns a list; (iii) and the list elements match the data type specified by the problem statement. If the code fails any unit test, MSMT re-generate the code. Next, in the second stage, the LLM is instructed to implement an 'initialize' function, conditioned on the verified 'a_star' function from stage 1 for each instance of the problem type. The inclusion of simple unit tests, which can be expanded to more detailed tests if needed, offers a robust method for filtering out erroneous samples from the model's generations.

In our MSMT A* prompting approach, the model generates the full A* algorithm end-to-end without any external feedback, similar to how text-based prompting methods operate. Importantly, our MSMT A* does not rely on the majority vote of multiple solutions. Instead, the solution returned by the first model-generated code that passes the unit tests is taken as the final answer. This results in increased efficiency of MSMT A*, requiring only up to 1.5x number of inferences per problem on average compared to 5x-100x in majority vote approaches [45].

4 Related Work

Mathematical and Reasoning Benchmarks: Evaluating LLMs [3, 27, 26, 6, 4, 34, 42, 43] on mathematical and reasoning tasks has been a focus of recent research in natural language processing, leading to the development of benchmarks such as BIG-BENCH [39], GSM8K [8], AQUA [17], SVAMP [29], CommonsenseQA [41], StrategyQA [10], and MATH [12]. However, these benchmarks have limitations. GSM8K problems are relatively simple and often require a repetitive reasoning pattern to solve, and problems in BIG-BENCH are mostly single-step reasoning tasks. The MATH dataset, while more challenging, may not accurately assess a model's generalizable reasoning capabilities due to the advanced mathematical skills required. When prompted to solve problems using CoT prompting in text, LLMs perform well on these tasks; however, they fail on SearchBench's problems, indicating that these benchmarks offer limited insight into LLMs' ability to systematically explore a state space.

Application of LLMs to Combinatorial Prob-

lems: Few studies such as [51, 18, 21] have explored solving select combinatorial problems like the Traveling Salesman Problem with LLMs. Mittal et al. [25] introduced a dataset of combinatorial problems, "PuzzleBench". However, they only selected problems that can be represented in a symbolic solver (SMT2.0) and assumed there exists fixed pre-defined symbolic representations for input problems and outputs, limiting their datasets' generalizability. Moreover, problems selected by Mittal et al. [25] and Iklassov et al. [13] are instances of the classical combinatorial problems, raising issues of memorization, as algorithm implementations for instances of such problems are available online.

SearchBench stands out in several ways (i) Generalizability: Unlike PuzzleBench, SearchBench problems are described only in natural language, with no restrictions on rules or actions, and cover a wide verity of combinatorial problems, ensuring that a model capable of solving SearchBench can generalize to other combinatorial problems. (ii) Uniquely Modified Rules: This prevents memorization, as algorithms for classic versions of the problem are available online. (iii) Optimal Solution: Each problem type has a uniquely defined cost, ensuring a single optimal solution and avoiding multiple valid answers. (iv) Multi-Dimensional Evaluation: This provides deeper insights into how close models are to deriving the unique optimal solution. (v) Automated Instance Generation: This avoids data leakage or contamination, as new instances can be generated on demand.

Prompting Strategies: Sophisticated prompting strategies have been developed to enhance models' reasoning abilities. One notable approach is Chain-of-Thought (CoT) prompting [46], which prompts LLMs to generate intermediate steps leading to the final output. This technique has led to advanced variations, including Tree-of-Thoughts [52, 19], and Graph-of-Thought [53, 16, 1] methods that maintain a tree of intermediate generations. However, these methods rely on evaluating and rejecting intermediate steps, which does not integrate well with our problems. In search problems, intermediate states can't be easily classified as correct or incorrect, and all possible actions must be considered to find the optimal solution. Additionally, the state space of combinatorial problems grows exponentially, making it impractical for LLMs to navigate the frontier of the search tree without incorrectly disregarding most feasible states.

Other prompting methods, such as Decomposition strategies [14, 55, 54], simplify complex tasks into smaller, manageable subtasks to im-

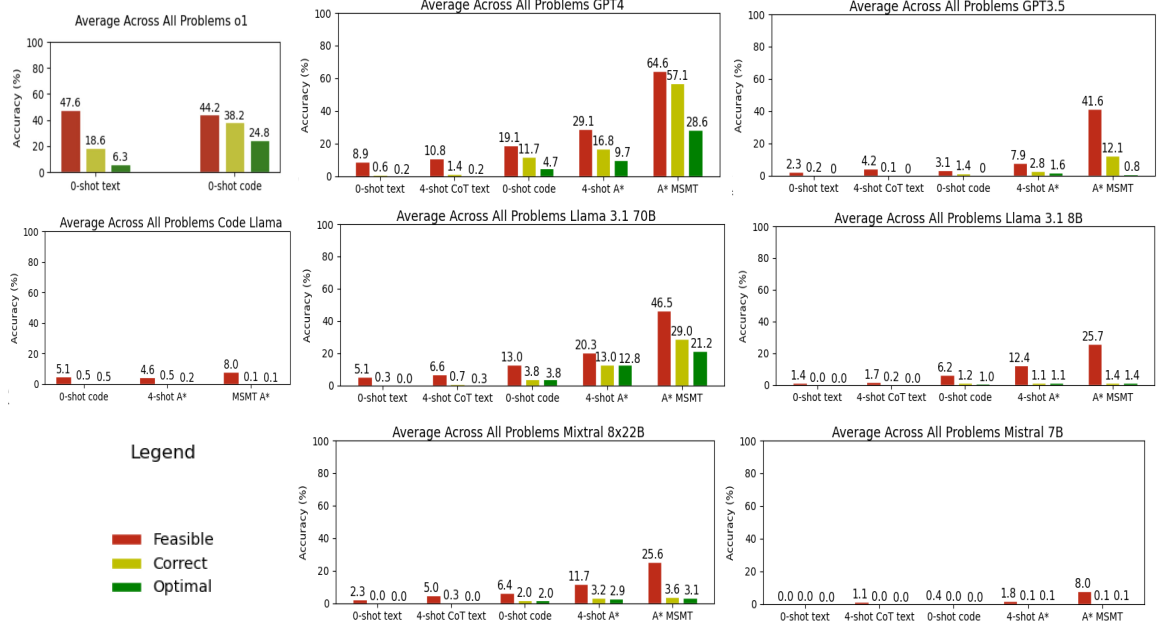


Figure 3: Average rate of feasible, correct, and optimal solutions for all problems using o1, GPT4, GPT3.5, Code Llama, Llama 3.1 70B, Llama 3.1 8B, Mixtral 8x22B, and Mistral 7B.

prove performance. Additionally, systems like LLM-Augmenter [30] rely on external databases to verify segments of the LLM’s output. In this work, we propose the A* prompting strategy, where we prompt the model to solve problems by implementing a unique A* algorithm. Similarly, our A* MSMT approach decomposes the task of implementing the search algorithm into two stages and checks the model’s generations against external validators; we use simple unit tests instead of external data sources or solved solution instances.

5 Experiments

We evaluated the performance of GPT4, GPT-3.5, and Code Llama Instruct 34B [36]¹, Llama 3.1 70B, Llama 3.1 8B, Mixtral 8x22B [24], and Mistral 7B [23] on SearchBench, using the following five prompting methods described in Sec. 3: 0-shot text, 4-shot CoT text, 0-shot code, 4-shot A*, and 4-shot MSMT A*. Results are summarized in Fig. 3.

Implementation details: We used GPT4, GPT-3.5 Turbo (GPT3.5 hereafter), and o1-preview (o1 hereafter) via OpenAI platform APIs. All code evaluations were conducted on a machine with 96 64-bit Intel Xeon Gold 5220R CPUs, a maximum speed of 4GHz, and a 71.5 MiB Level 3 cache.

0-shot text and 4-shot CoT text prompting methods: As shown in Fig. 3, the correct solutions rate is below 1% for all of the models using 0-shot text prompting, and less than 9% of GPT4 solutions are feasible (follow the problem rules) using this

method. This is expected as the exponentially growing state space size of SearchBench problems and the difficulty of backtracking during auto-regressive generation make it challenging to solve SearchBench problems using text-based prompting, even with the strongest LLMs. Moreover, 4-shot CoT text prompting only improves the rate of feasible solutions generated by less than 3% for all models. This shows that the inherent complexity of search problems from SearchBench cannot be effectively addressed by text-based prompting alone.

Finally, we evaluate the recent o1 model [28], which is designed for comprehensive reasoning. As shown, this model struggles with SearchBench problems, solving less than 19% correctly with 0-shot text; however, it significantly outperformed other models in solving the problems end-to-end. We did not evaluate this model with A* prompting and MSMT A* due to its limited context length. Additionally, o1 solves problems with scaled compute at inference time, making MSMT unnecessary.

0-shot code prompting method: This prompting method improves performance over text-based prompting for all models except Mistral 7B, which remained close to 0%. This is expected, as using Python to compute intermediate steps and execute the iterations of the algorithms devised by the LLMs reduces the load on the models. As seen in Fig. 3, o1 solved 38.2% of the problems correctly, 19.1% of GPT4’s code generations result in a feasible solution, with only 11.7% being correct. The next best performance was achieved by Llama 3.1 70B, which solved 13% of the problems correctly. For an anal-

¹Finetuned on the Phind dataset [31]

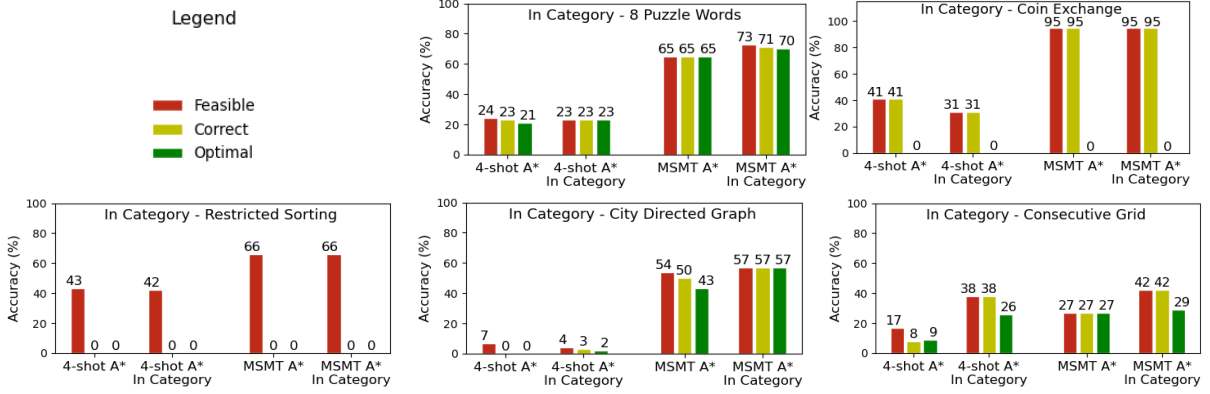


Figure 4: Comparing GPT4’s performance, using A* prompting approaches, when one of the in-context examples is switched to a problem that shares the same category as the inference problem.

ysis of the computation time of programs generated by the LLMs, please refer to Appendix Sec. C.

A* Prompting: As shown in Fig. 3, A* prompting improves the performance of all models on SearchBench except for Code Llama, which shows almost no improvement, indicating potential limitations of this model in in-context learning or following the given instructions. GPT-4’s rates of feasible, correct, and optimal solutions increase by 10%, 5%, and 5%, respectively, and Llama 3.1 70B’s rates increase by 7%, 9%, and 9%.

MSMT A*: As shown in Fig. 3, MSMT A* prompting significantly boosts the performance of all models. Using this method, GPT4 correctly solved 57.1% of SearchBench problems and achieved a 28.6% rate of optimal solutions, outperforming o1. GPT4’s performance improved consistently across all problem types compared to other prompting strategies (see Appendix Sec. B for a detailed analysis of performance on each problem type). Other LLMs also showed strong improvements, except for Code Llama, which only improved in feasibility due as it still struggled to follow the instructions. However, the 28.6% optimal performance of GPT4 using MSMT A*, although inspiring, still leaves room for further improvements, underlining the importance of SearchBench for future research.

6 Ablations and Analysis

Here we provide a comprehensive analysis of SearchBench using GPT4. For further analysis, please refer to Appendix Sec. A, B, C, and F.

Does including a more similar problem in prompt improve GPT4’s performance? In our main experiments with A* and MSMT A* (Fig. 3), we used four in-context examples, each from a different category than the target problem (Sec. 3). This ensured that no exact segment of the target solution was included in the prompt, hence

better measuring LLM’s reasoning generalization. Here, we evaluated GPT4’s performance when a solved example from the same category but a different type as the evaluated problem, is included in the prompt. Results are summarized in Fig. 4. We observed small improvements, with up to 15 additional instances solved. This indicates that SearchBench problems within the same category still differ significantly in rules, constraints, and target A* algorithm implementations.

The most significant improvement was observed for the Consecutive Grid problems from the under-determined systems category which involve filling in masked numbers according to constraints on the order of integers in a table. This category differs more significantly from other combinatorial problems, showing that including similar problems in the prompt leads to greater improvement for new tasks.

What types of runtime errors occur, and how often, when executing GPT4’s implementations?

We analyzed the errors returned by GPT4’s generated codes that resulted in infeasible solutions. The results are shown in Fig. 5. We categorized errors into six types: (i) Solution Not Feasible: code executed but returned an infeasible solution; (ii) Program Returned None: program failed to find a solution; (iii) Program Killed: program did not finish within the allotted time; (iv) Incorrect Solution Type: returned solution had the wrong data type; (v) Incomplete Generation: model ran out of tokens; and (vi) Program Didn’t Compile.

As shown in Fig. 5, prompting the model with the A* method results in more non-compiling implementations compared to 0-shot code prompting. This is expected as A* is more complex and longer compared to the simpler algorithms typically implemented by the model using 0-shot code prompting, such as the greedy algorithm, BFS, or DFS. However, the number of infeasible

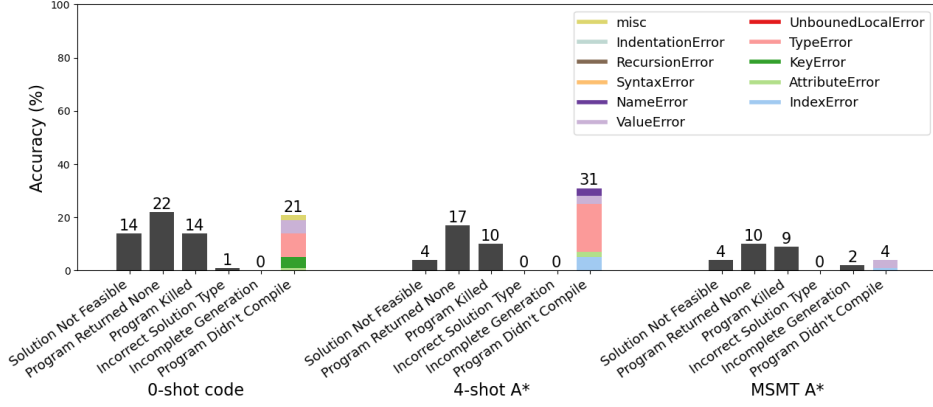


Figure 5: Rate of errors returned by python programs generated by GPT4, categorized into 6 error types, calculated across all SearchBench problems with an infeasible solution.

solutions decreases with A* prompting, indicating that the model can better reason about the problem using this method. Comparing A* prompting to the MSMT A* method, we observe a significant decrease in errors that fail at least one unit test, such as 'Program Returned None', 'Program Killed', 'Incorrect Solution Type', 'Incomplete Generation', and 'Program Didn't Compile'.

What are the most common reasoning errors made in GPT4's A* implementations? We manually analyzed 50 A* codes generated by GPT4 that returned non-optimal solutions across five problems types: three pathfinding problems and two puzzle problems. These problems were chosen because GPT4 showed the least and greatest performance improvement, respectively, using A* prompting compared to 0-shot code (see Appendix Sec. 3). We identified seven distinct failure modes in the GPT4-generated A* implementations, each corresponding to a critical non-optimal within the overall search strategy, where failing any subtask results in a suboptimal solution. The results are summarized in Table 2, showing the percentage of 'correct reasoning' for each subtask, excluding coding errors. As shown, in pathfinding problems, the most common mistake was not recording the list of visited coordinates, a 13% success rate, with the model often omitting the start coordinate in the path, leading to feasible but incorrect solutions. In puzzle problems, the frequent error was encoding the goal state, likely because our puzzles have unique goal states unlike the conventional 8-puzzle problem.

7 Conclusion

In this work, we introduced SearchBench, a pioneering benchmark designed to evaluate LLMs' ability to solve new combinatorial search problems that require backtracking and considering multiple action sequences. We assessed LLMs using various

	Pathfinding Problems	Puzzle Problems
Encoding Initial State	47%	100%
Encoding Goal State	74%	20%
Recording the Path	13%	70%
Exit Condition	70%	100%
Iterating Successor States	57%	100%
Generating New State	87%	100%
Admissible & Consistent Heuristic	93%	60%

Table 2: The average accuracy of GPT4 on identified A* subtasks (failure modes) was analyzed using 50 code implementations for pathfinding and puzzle problems.

text-based and code-based prompting methods, showing that advanced LLMs can partially solve search problems when exploring the action space is offloaded to code execution and models are prompted to implement structured algorithms that are verified against unit tests. This suggests a potential future path for automating the addition of new problem types to SearchBench. Specifically, we could leverage LLMs to generate evaluation and instance generation pipelines for new problem types based on a natural language descriptions. Our MSMT approach could then verify the pipelines' accuracy with comprehensive unit tests, streamlining the process of expanding the dataset. For the broader impact of this work, see Appendix Sec. D.

8 Limitations

The primary challenge in developing SearchBench was scaling the number of problem types. Designing unique search problems and creating pipelines to generate numerous instances with guaranteed solutions is both time-consuming and complex. Additionally, implementing a fast, instance-agnostic A* algorithm and developing evaluation pipelines to assess LLM-proposed solutions on multiple criteria further adds to the complexity.

References

- [1] Maciej Besta, Nils Blach, Ales Kubicek, Robert Gerstenberger, Lukas Gianinazzi, Joanna Gajda, Tomasz Lehmann, Michal Podstawski, Hubert Niewiadomski, Piotr Nyczyk, and Torsten Hoefler. 2023. Graph of thoughts: Solving elaborate problems with large language models. *ArXiv*, abs/2308.09687.
- [2] Ning Bian, Xianpei Han, Le Sun, Hongyu Lin, Yaojie Lu, Ben He, Shanshan Jiang, and Bin Dong. 2023. Chatgpt is a knowledgeable but inexperienced solver: An investigation of commonsense problem in large language models. *arXiv preprint arXiv:2303.16421*.
- [3] Tom Brown, Benjamin Mann, Nick Ryder, Melanie Subbiah, Jared D Kaplan, Prafulla Dhariwal, Arvind Neelakantan, Pranav Shyam, Girish Sastry, Amanda Askell, et al. 2020. Language models are few-shot learners. *Advances in neural information processing systems*, 33:1877–1901.
- [4] Aakanksha Chowdhery, Sharan Narang, Jacob Devlin, Maarten Bosma, Gaurav Mishra, Adam Roberts, Paul Barham, Hyung Won Chung, Charles Sutton, Sebastian Gehrmann, Parker Schuh, Kensen Shi, Sasha Tsvyashchenko, Joshua Maynez, Abhishek Rao, Parker Barnes, Yi Tay, Noam M. Shazeer, Vinodkumar Prabhakaran, Emily Reif, Nan Du, Benton C. Hutchinson, Reiner Pope, James Bradbury, Jacob Austin, Michael Isard, Guy Gur-Ari, Pengcheng Yin, Toju Duke, Anselm Levskaya, Sanjay Ghemawat, Sunipa Dev, Henryk Michalewski, Xavier García, Vedant Misra, Kevin Robinson, Liam Fedus, Denny Zhou, Daphne Ippolito, David Luan, Hyeontaek Lim, Barret Zoph, Alexander Spiridonov, Ryan Sepassi, David Dohan, Shivani Agrawal, Mark Omernick, Andrew M. Dai, Thanumalayan Sankaranarayanan Pillai, Marie Pellat, Aitor Lewkowycz, Erica Moreira, Rewon Child, Oleksandr Polozov, Katherine Lee, Zongwei Zhou, Xuezhi Wang, Brennan Saeta, Mark Díaz, Orhan Firat, Michele Catasta, Jason Wei, Kathleen S. Meier-Hellstern, Douglas Eck, Jeff Dean, Slav Petrov, and Noah Fiedel. 2022. Palm: Scaling language modeling with pathways. *J. Mach. Learn. Res.*, 24:240:1–240:113.
- [5] Edward Chronicle, James Macgregor, Thomas Ormerod, and Alistair Burr. 2006. It looks easy! heuristics for combinatorial optimization problems. *Quarterly journal of experimental psychology (2006)*, 59:783–800.
- [6] Hyung Won Chung, Le Hou, Shayne Longpre, Barret Zoph, Yi Tay, William Fedus, Yunxuan Li, Xuezhi Wang, Mostafa Dehghani, Siddhartha Brahma, et al. 2024. Scaling instruction-finetuned language models. *Journal of Machine Learning Research*, 25(70):1–53.
- [7] Peter Clark, Oyvind Tafjord, and Kyle Richardson. 2020. Transformers as soft reasoners over language. *arXiv preprint arXiv:2002.05867*.
- [8] Karl Cobbe, Vineet Kosaraju, Mohammad Bavarian, Mark Chen, Heewoo Jun, Lukasz Kaiser, Matthias Plappert, Jerry Tworek, Jacob Hilton, Reiichiro Nakano, et al. 2021. Training verifiers to solve math word problems. *arXiv preprint arXiv:2110.14168*.
- [9] Nouha Dziri, Ximing Lu, Melanie Sclar, Xiang Lorraine Li, Liwei Jiang, Bill Yuchen Lin, Sean Welleck, Peter West, Chandra Bhagavatula, Ronan Le Bras, et al. 2024. Faith and fate: Limits of transformers on compositionality. *Advances in Neural Information Processing Systems*, 36.
- [10] Mor Geva, Daniel Khazabi, Elad Segal, Tushar Khot, Dan Roth, and Jonathan Berant. 2021. Did aristotle use a laptop? a question answering benchmark with implicit reasoning strategies. *Transactions of the Association for Computational Linguistics*, 9:346–361.
- [11] Peter E. Hart, Nils J. Nilsson, and Bertram Raphael. 1968. A formal basis for the heuristic determination of minimum cost paths. *IEEE Trans. Syst. Sci. Cybern.*, 4:100–107.
- [12] Dan Hendrycks, Collin Burns, Saurav Kadavath, Akul Arora, Steven Basart, Eric Tang, Dawn Song, and Jacob Steinhardt. 2021. Measuring mathematical problem solving with the math dataset. *arXiv preprint arXiv:2103.03874*.
- [13] Zangir Iklassov, Yali Du, Farkhad Akimov, and Martin Takac. 2024. Self-guiding exploration for combinatorial problems. *arXiv preprint arXiv:2405.17950*.
- [14] Tushar Khot, Harsh Trivedi, Matthew Finlayson, Yao Fu, Kyle Richardson, Peter Clark, and Ashish Sabharwal. 2022. Decomposed prompting: A modular approach for solving complex tasks. *arXiv preprint arXiv:2210.02406*.
- [15] Matthew Le, Y-Lan Boureau, and Maximilian Nickel. 2019. Revisiting the evaluation of theory of mind through question answering. In *Proceedings of the 2019 Conference on Empirical Methods in Natural Language Processing and the 9th International Joint Conference on Natural Language Processing (EMNLP-IJCNLP)*, pages 5872–5877, Hong Kong, China. Association for Computational Linguistics.
- [16] Bin Lei, Pei-Hung Lin, Chunhua Liao, and Caiwen Ding. 2023. Boosting logical reasoning in large language models through a new framework: The graph of thought. *ArXiv*, abs/2308.08614.
- [17] Wang Ling, Dani Yogatama, Chris Dyer, and Phil Blunsom. 2017. Program induction by rationale generation: Learning to solve and explain algebraic word problems. *arXiv preprint arXiv:1705.04146*.
- [18] Fei Liu, Xialiang Tong, Mingxuan Yuan, Xi Lin, Fu Luo, Zhenkun Wang, Zhichao Lu, and Qingfu Zhang. 2024. An example of evolutionary computation+ large language model beating human: Design of efficient guided local search. *arXiv preprint arXiv:2401.02051*.
- [19] Jieyi Long. 2023. Large language model guided tree-of-thought. *arXiv preprint arXiv:2305.08291*.

- [20] Gary Marcus. 2020. The next decade in ai: four steps towards robust artificial intelligence. *arXiv preprint arXiv:2002.06177*.
- [21] Mahmoud Masoud, Ahmed Abdelhay, and Mohammed Elhenawy. 2024. Exploring combinatorial problem solving with large language models: A case study on the travelling salesman problem using gpt-3.5 turbo. *arXiv preprint arXiv:2405.01997*.
- [22] Meta. 2024. Introducing llama 3.1: Our most capable models to date.
- [23] Mistral. 2023. Mistral 7b.
- [24] Mistral. 2023. Mixtral of experts.
- [25] Chinmay Mittal, Krishna Kartik, Parag Singla, et al. 2024. Puzzlebench: Can llms solve challenging first-order combinatorial reasoning problems? *arXiv preprint arXiv:2402.02611*.
- [26] OpenAI. 2022. Chatgpt: Optimizing language models for dialogue.
- [27] OpenAI. 2023. Gpt-4 technical report. *ArXiv*, abs/2303.08774.
- [28] OpenAI. 2024. Learning to reason with llms.
- [29] Arkil Patel, Satwik Bhattamishra, and Navin Goyal. 2021. Are nlp models really able to solve simple math word problems? *arXiv preprint arXiv:2103.07191*.
- [30] Baolin Peng, Michel Galley, Pengcheng He, Hao Cheng, Yujia Xie, Yu Hu, Qiuyuan Huang, Lars Liden, Zhou Yu, Weizhu Chen, et al. 2023. Check your facts and try again: Improving large language models with external knowledge and automated feedback. *arXiv preprint arXiv:2302.12813*.
- [31] Phind. 2023. Beating gpt-4 on humaneval with a fine-tuned codellama-34b.
- [32] Zygmunt Pizlo and Zheng Li. 2005. Solving combinatorial problems: The 15-puzzle. *Memory & cognition*, 33:1069–84.
- [33] Chengwei Qin, Aston Zhang, Zhuosheng Zhang, Jiaao Chen, Michihiro Yasunaga, and Diyi Yang. 2023. Is chatgpt a general-purpose natural language processing task solver? *arXiv preprint arXiv:2302.06476*.
- [34] Jack W. Rae, Sebastian Borgeaud, Trevor Cai, Katie Millican, Jordan Hoffmann, Francis Song, John Aslanides, Sarah Henderson, Roman Ring, Susannah Young, Eliza Rutherford, Tom Hennigan, Jacob Menick, Albin Cassirer, Richard Powell, George van den Driessche, Lisa Anne Hendricks, Maribeth Rauh, Po-Sen Huang, Amelia Glaese, Johannes Welbl, Sumanth Dathathri, Saffron Huang, Jonathan Uesato, John F. J. Mellor, Irina Higgins, Antonia Creswell, Nathan McAleese, Amy Wu, Erich Elsen, Siddhant M. Jayakumar, Elena Buchatskaya, David Budden, Esme Sutherland, Karen Simonyan, Michela Paganini, L. Sifre, Lena Martens, Xiang Lorraine Li, Adhiguna Kuncoro, Aida Nematzadeh, Elena Gribovskaya, Domenic Donato, Angeliki Lazaridou, Arthur Mensch, Jean-Baptiste Lespiau, Maria Tsimpoukelli, N. K. Grigorev, Doug Fritz, Thibault Sottiaux, Mantas Pajarskas, Tobias Pohlen, Zhitao Gong, Daniel Toyama, Cyprien de Masson d’Autume, Yujia Li, Tayfun Terzi, Vladimir Mikulik, Igor Babuschkin, Aidan Clark, Diego de Las Casas, Aurelia Guy, Chris Jones, James Bradbury, Matthew G. Johnson, Blake A. Hechtman, Laura Weidinger, Iason Gabriel, William S. Isaac, Edward Lockhart, Simon Osindero, Laura Rimell, Chris Dyer, Oriol Vinyals, Kareem W. Ayoub, Jeff Stanway, L. L. Bennett, Demis Hassabis, Koray Kavukcuoglu, and Geoffrey Irving. 2021. Scaling language models: Methods, analysis & insights from training gopher. *ArXiv*, abs/2112.11446.
- [35] David Rein, Betty Li Hou, Asa Cooper Stickland, Jackson Petty, Richard Yuanzhe Pang, Julien Dirani, Julian Michael, and Samuel R Bowman. 2023. Gpqa: A graduate-level google-proof q&a benchmark. *arXiv preprint arXiv:2311.12022*.
- [36] Baptiste Roziere, Jonas Gehring, Fabian Gloeckle, Sten Sootla, Itai Gat, Xiaoqing Ellen Tan, Yossi Adi, Jingyu Liu, Tal Remez, Jérémy Rapin, et al. 2023. Code llama: Open foundation models for code. *arXiv preprint arXiv:2308.12950*.
- [37] Maarten Sap, Hannah Rashkin, Derek Chen, Ronan Le Bras, and Yejin Choi. 2019. Social IQa: Commonsense reasoning about social interactions. In *Proceedings of the 2019 Conference on Empirical Methods in Natural Language Processing and the 9th International Joint Conference on Natural Language Processing (EMNLP-IJCNLP)*, pages 4463–4473, Hong Kong, China. Association for Computational Linguistics.
- [38] Abulhair Saparov and He He. 2022. Language models are greedy reasoners: A systematic formal analysis of chain-of-thought. *arXiv preprint arXiv:2210.01240*.
- [39] Aarohi Srivastava, Abhinav Rastogi, Abhishek Rao, Abu Awal Md Shoeb, Abubakar Abid, Adam Fisch, Adam R Brown, Adam Santoro, Aditya Gupta, Adrià Garriga-Alonso, et al. 2022. Beyond the imitation game: Quantifying and extrapolating the capabilities of language models. *arXiv preprint arXiv:2206.04615*.
- [40] Oyvind Taffjord, Bhavana Dalvi Mishra, and Peter Clark. 2020. Proofwriter: Generating implications, proofs, and abductive statements over natural language. *arXiv preprint arXiv:2012.13048*.
- [41] Alon Talmor, Jonathan Herzig, Nicholas Lourie, and Jonathan Berant. 2018. Commonsenseqa: A question answering challenge targeting commonsense knowledge. *arXiv preprint arXiv:1811.00937*.
- [42] Ross Taylor, Marcin Kardas, Guillem Cucurull, Thomas Scialom, Anthony Hartshorn, Elvis Saravia, Andrew Poulton, Viktor Kerkez, and Robert Stojnic. 2022. Galactica: A large language model for science. *arXiv preprint arXiv:2211.09085*.

- [43] Romal Thoppilan, Daniel De Freitas, Jamie Hall, Noam Shazeer, Apoorv Kulshreshtha, Heng-Tze Cheng, Alicia Jin, Taylor Bos, Leslie Baker, Yu Du, et al. 2022. Lamda: Language models for dialog applications. *arXiv preprint arXiv:2201.08239*.
- [44] Karthik Valmeekam, Alberto Olmo, Sarath Sreedharan, and Subbarao Kambhampati. 2022. Large language models still can’t plan (a benchmark for llms on planning and reasoning about change). *arXiv preprint arXiv:2206.10498*.
- [45] Xuezhi Wang, Jason Wei, Dale Schuurmans, Quoc Le, Ed Chi, Sharan Narang, Aakanksha Chowdhery, and Denny Zhou. 2022. Self-consistency improves chain of thought reasoning in language models. *arXiv preprint arXiv:2203.11171*.
- [46] Jason Wei, Xuezhi Wang, Dale Schuurmans, Maarten Bosma, Ed Huai hsin Chi, F. Xia, Quoc Le, and Denny Zhou. 2022. Chain of thought prompting elicits reasoning in large language models. *ArXiv*, abs/2201.11903.
- [47] Wikipedia. 2025. Breadth-first search.
- [48] Wikipedia. 2025. Depth-first search.
- [49] R.J. Wilson. 2016. *Combinatorics: A Very Short Introduction*. Very short introductions. Oxford University Press.
- [50] Zhaofeng Wu, Linlu Qiu, Alexis Ross, Ekin Akyürek, Boyuan Chen, Bailin Wang, Najoung Kim, Jacob Andreas, and Yoon Kim. 2023. Reasoning or reciting? exploring the capabilities and limitations of language models through counterfactual tasks. *arXiv preprint arXiv:2307.02477*.
- [51] Chengrun Yang, Xuezhi Wang, Yifeng Lu, Hanxiao Liu, Quoc V Le, Denny Zhou, and Xinyun Chen. 2023. Large language models as optimizers. *arXiv preprint arXiv:2309.03409*.
- [52] Shunyu Yao, Dian Yu, Jeffrey Zhao, Izhak Shafran, Thomas L. Griffiths, Yuan Cao, and Karthik Narasimhan. 2023. Tree of thoughts: Deliberate problem solving with large language models. *ArXiv*, abs/2305.10601.
- [53] Yao Yao, Z. Li, and Hai Zhao. 2023. Beyond chain-of-thought, effective graph-of-thought reasoning in large language models. *ArXiv*, abs/2305.16582.
- [54] Tianhua Zhang, Jiaxin Ge, Hongyin Luo, Yung-Sung Chuang, Mingye Gao, Yuan Gong, Xixin Wu, Yoon Kim, Helen Meng, and James Glass. 2023. Natural language embedded programs for hybrid language symbolic reasoning. *arXiv preprint arXiv:2309.10814*.
- [55] Denny Zhou, Nathanael Schärli, Le Hou, Jason Wei, Nathan Scales, Xuezhi Wang, Dale Schuurmans, Claire Cui, Olivier Bousquet, Quoc Le, et al. 2022. Least-to-most prompting enables complex reasoning in large language models. *arXiv preprint arXiv:2205.10625*.

Appendix

Table of Contents

A	n-shot Ablation Experiments	13
B	Detailed analysis of GPT4’s performance on SearchBench	13
C	Compute Time of LLM-Generated Codes	13
D	Broader Impact	14
E	SearchBench Variables	15
F	Search Tree Size Analysis	16
G	GPT4’s MSMT A* Implementations for Two Instances of Each Problem Type	18
	8 Puzzle	19
	8 Puzzle Words	21
	Coin Exchange	23
	Water Jug	25
	Restricted Sorting	27
	Color Sorting	29
	Magic Square	31
	Consecutive Grid	33
	Traffic	35
	Trampoline Matrix	37
	City Directed Graph	39
H	Prompts	41
	0_shot text	41
	4_shot CoT text	42
	0_shot code	47
	4_shot A*	49
	MSMT A* second stage	57
I	Hosting, Licensing, and Maintenance	66

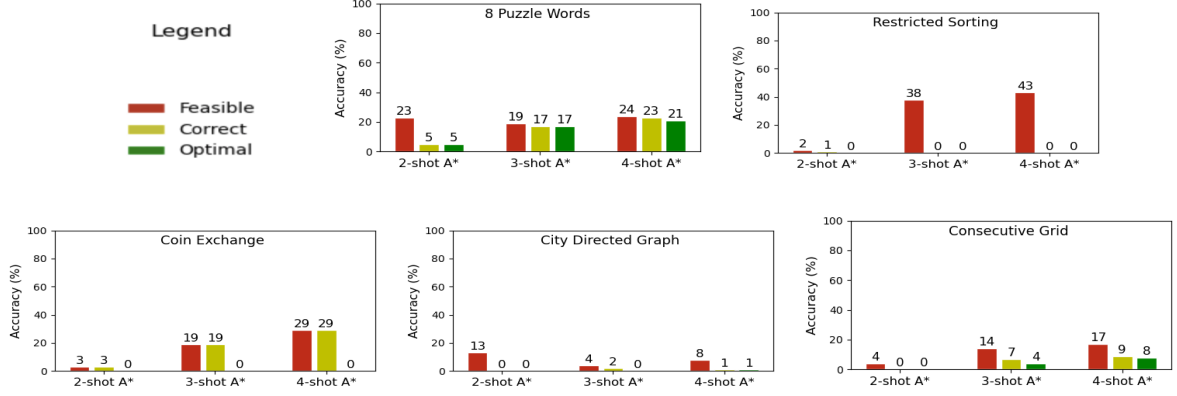


Figure 6: Comparing 2-shot, 3-shot and 4-shot performance of GPT4 between A*-prompting approaches.

A n-shot Ablation Experiments

To examine the effect of different numbers of demonstrations on GPT4’s performance using A* and MSMT A* prompting methods, we performed ablation experiments with 2-shot and 3-shot A* prompts. 4-shot is upper limit on the number of in-context examples due to the context length constraints of the models, including GPT4. In all few-shot experiments, the examples used in the prompts were not from the evaluated problem category. The results, summarized in Fig. 6, show a consistent trend of performance improvement with the addition of more examples, as expected.

B Detailed analysis of GPT4’s performance on SearchBench

Tab. 3 details GPT4 code-based method performance for each of SearchBench’s 11 problems. Consistently 4-shot A* prompting outperforms 0-shot code for most problems. Interestingly for problems in the pathfinding category, prompting GPT4 with 0-shot code outperforms A* prompting.

Examining closer, GPT4 mainly uses DFS for pathfinding in 0-shot code. While simpler than A*, DFS doesn’t guarantee optimal solutions, as reflected in GPT4’s high feasible and correct rates but lower optimal rates. Implementing A* with an admissible and consistent heuristic requires the model to implement a more complex strategy in the code involving additional constraints and more sophisticated data structures. This increases the likelihood of reasoning or coding errors, which could explain the dip in GPT4’s performance using A* prompting compared to 0-shot code when solving these problems.

Figure 7 further analyzes the relationship between problem difficulty (quantified by state space size of the problem) and the performance of GPT4. As observed, the model’s performance is generally higher on easier problems, particularly in terms of the rate of correct solutions. This is expected, as easier problems have a smaller state space to explore. However, the performance of the model does not change drastically across different difficulty levels. This indicates that the combinatorial problems in SearchBench are intrinsically hard for LLMs to solve in text due to the requirement for backtracking. Moreover, the difference in implementing an A* search algorithm for a difficult or easy instance of SearchBench is limited to encoding the initial and goal states. The rest of the algorithm implementation task remains the same. This is the reason why the model’s performance is comparable across different difficulty levels, both using text-based and code-based methods.

C Compute Time of LLM-Generated Codes

In this section, we analyze the computation time of programs generated by LLMs that produce correct solutions. We compare this time to the duration required to calculate the optimal solution for the problem instance using our fast A* implementation. This comparison provides insights into the efficiency of the algorithms generated by the LLMs. The average compute time of LLM-generated codes, normalized against the compute time of our A* implementation for the given instance, is reported in Fig. 8.

Our findings indicate that LLM-generated implementations are significantly slower than our A* implementation. Specifically, GPT4’s A* implementations were 213 times slower than the optimal A* solution,

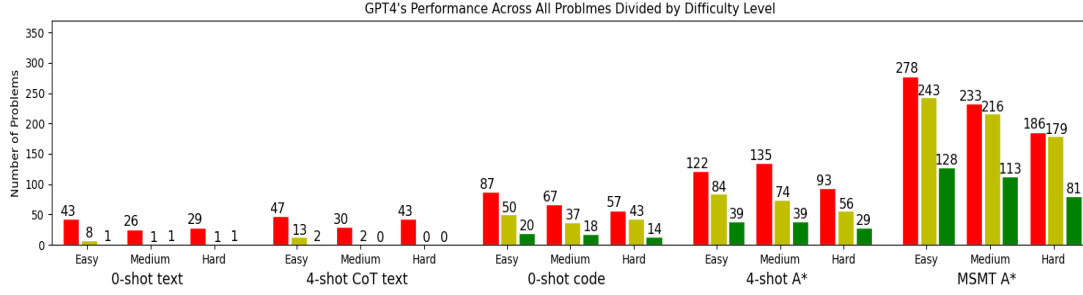


Figure 7: Count of feasible, correct, and optimal solutions generated by GPT4 via code-based methods for 3 levels of problem difficulty.

Problem	0-shot code			4-shot A*			MSMT A*		
8 Puzzle	F: 3	C: 0	O: 0	F: 63	C: 60	O: 60	F: 76	C: 68	O: 68
8 Puzzle Words	F: 5	C: 5	O: 5	F: 24	C: 23	O: 21	F: 66	C: 65	O: 65
Color Sorting	F: 17	C: 1	O: 1	F: 41	C: 35	O: 6	F: 91	C: 91	O: 0
Restricted Sorting	F: 32	C: 0	O: 0	F: 43	C: 0	O: 0	F: 66	C: 0	O: 0
Water Jug	F: 7	C: 7	O: 6	F: 8	C: 8	O: 0	F: 95	C: 95	O: 0
Coin Exchange	F: 2	C: 1	O: 0	F: 31	C: 31	O: 0	F: 95	C: 95	O: 0
Traffic	F: 65	C: 50	O: 13	F: 24	C: 5	O: 5	F: 65	C: 60	O: 60
Trampoline Matrix	F: 27	C: 27	O: 22	F: 51	C: 4	O: 4	F: 57	C: 53	O: 46
City Directed Graph	F: 29	C: 28	O: 1	F: 7	C: 0	O: 0	F: 55	C: 51	O: 45
Magic Square	F: 3	C: 1	O: 0	F: 8	C: 5	O: 0	F: 14	C: 14	O: 0
Consecutive Grid	F: 15	C: 2	O: 0	F: 17	C: 9	O: 8	F: 27	C: 27	O: 27

Table 3: GPT4’s performance when prompted with our code-based approaches, on each problem type. The values are percentages of the feasible (F), correct (C), and optimal (O) solutions.

suggesting that GPT4’s heuristics are still less efficient. Additionally, on average, GPT4’s 0-shot code generations that return a correct solution run 900 times slower than the optimal A* implementation. These results underscore the intrinsic difficulty of SearchBench problems, even when addressed through code generation.

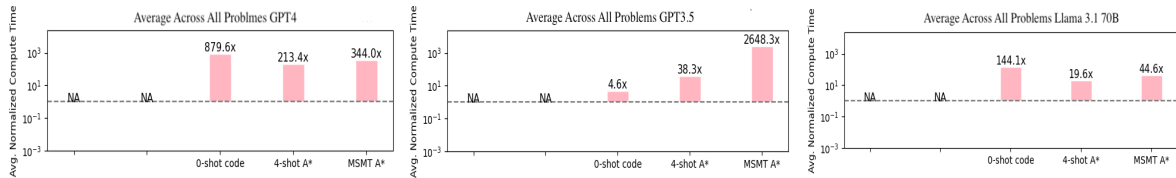


Figure 8: Average compute time of codes returning a correct solution normalized against the compute time of out A* implementation for all problems using GPT4, GPT3.5, Llama 3.1 70B.

D Broader Impact

Our research, which aims to assist the development of models capable of general reasoning and reliable problem-solving, has the potential to yield significant societal benefits. Combinatorial problems, like those in our dataset, are fundamental in fields such as robotics, logistics, network design, and industrial optimization. Developing models that can tackle unique versions of these problems by designing efficient algorithms or performing systematic searches end-to-end could greatly enhance AI’s applicability across various domains. However, this improvement in the reasoning capabilities of language models could also lead to job displacement, as these models could increasingly automate complex tasks traditionally performed by humans.

E SearchBench Variables

Table continued in the next page.

Variables	
diff_sorted_id	A unique numeric identifier assigned to each problem instance within a specific problem type. These identifiers are ordered by difficulty level, that is the problem instance with diff_sorted_id of 1 is easier than the instance with diff_sorted_id of 50.
problem_statement	A natural language description that outlines the problem to be solved. The problem statement is the sole piece of information given to language models when they are instructed to solve SearchBench problems.
problem_type	Indicates the problem type, out of 11 problem types in SearchBench, that this particular problem is an instance of.
problem_category	The specific category, out of the five predefined problem categories in SearchBench, to which this problem belongs.
relative_diff_score	A numeric score that indicates the difficulty of this problem instance relative to other instances within the same problem type. This value is not comparable across different problem types.
opt_solution	A list of actions that, starting from the given initial state, lead to the goal state with the minimum cost as defined by the problem's criteria.
opt_solution_cost	The cost of the optimal solution for this problem instance.
opt_solution_compute_t	The time, in seconds, that our instance-agnostic A* implementation for the problem type took to solve this specific problem instance.
solution_depth	The number of actions required to reach the goal state from the given initial state with the minimum cost. This metric can be used to calculate an upper bound on the size of the search tree, represented as b^d , for this instance, where, b is an upper bound on the branching factor of the tree, which indicates the maximum number of actions leading to successor states from any given state, and d is the solution depth, representing the number of actions in the optimal solution.
max_successor_states	The maximum number of successor states that can be reached from any given state in this problem. This value is an upper bound on the branching factor of the state search tree for this problem.

Table 4: This table provides a description of each column in SearchBench. Each row in SearchBench is an specific problem instance, and columns are fields of each instance.

Variables	
num_vars_per_state	An upper bound on the number of variables in each state of the problem. Given that the number of states grows exponentially for SearchBench problems, this value provides an estimate of the memory required to traverse the search tree of the problem.
is_feasible_args	A list of variables of the problem instance that must be passed to the 'is_feasible' function of the evaluation pipeline to determine whether a suggested solution adheres to the rules and constraints of the problem.
is_correct_args	A list of variables in the problem statement of this instance that must be passed as arguments to the 'is_correct' function in the evaluation pipeline, in order to evaluate the correctness of a suggested solution.
A*_args	Variables of this problem instance that must be passed to our A* implementation for the problem type to obtain the optimal solution for the instance.

F Search Tree Size Analysis

Table 5: Statistics of metrics pertaining to the search-tree-size of a specific instance, compared across all instances within SearchBench.

Statistics							
name	type	min	median	max	mean	standard deviation	missing
opt_solution_compute_t	float (seconds)	0.018	0.068	599.044	17.363	67.513	0%
solution_depth	int	4	14	46	15.516	7.89	0%
max_successor_states	int	4	12	132	24.633	24.622	0%
num_vars_per_state	int	2	13	60	14.785	12.05	0%

Figure 9 presents the relationship between the size of the state search tree and the difficulty levels of instances in SearchBench. It displays the average solution_depth and max_successor_state (normalized against the maximum and minimum solution_depth and max_successor_state across all instances in SearchBench) for one problem type from each of the five categories in SearchBench. Additionally, it shows the time our A* algorithm took to navigate the search tree for instances of variable difficulty (compute time is averaged across instances with the same difficulty). We used a machine with 96 64-bit Intel Xeon Gold 5220R CPUs with a maximum speed of 4GHz, and 71.5 MiB Level 3 cache to run the A* implementations.

The figure shows that the solution depth increases linearly with the difficulty scores of problem instances. However, for the city graph, it remains relatively constant, suggesting that the optimal number of hops to reach a destination node from a start node is consistent for our chosen range of directed graph connectivity and sizes (10 to 15 nodes). The max_successor_states, which represents the upper bound on the number of actions leading to successor states from each state, either remains constant or grows linearly with increasing difficulty level. This metric indicates the branching factor of the search tree size.

However, the compute time required to navigate this search tree grows much faster, exponentially, for most problems, as expected, given the search tree size is b^d , where b is the branching factor, and d is the solution depth. It's worth noting that we used a fast heuristic A* algorithm, which doesn't navigate the full

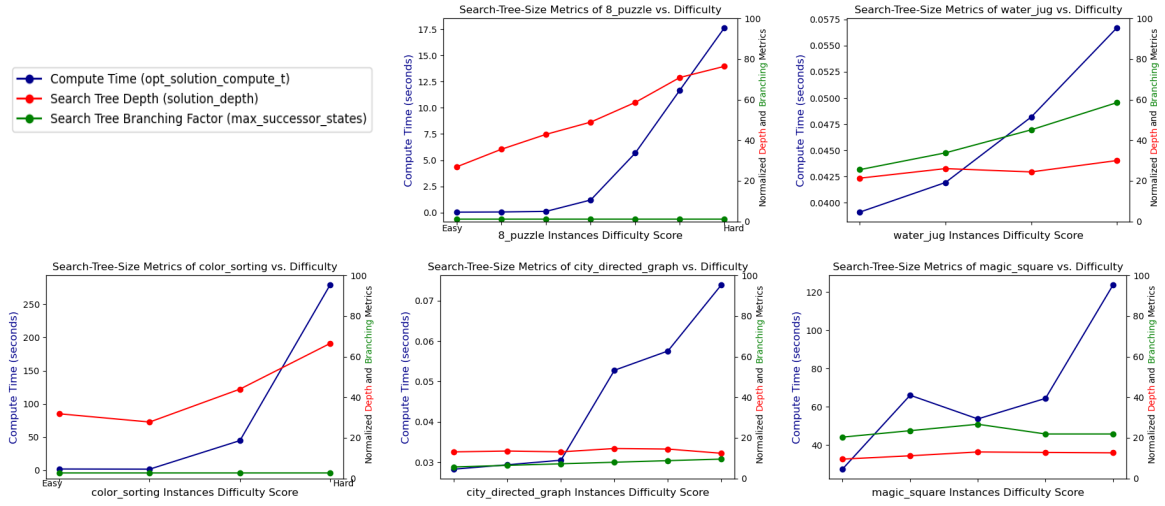


Figure 9: The plots depict the correlation between the increasing difficulty level and the corresponding increase in three metrics: the average depth of the solutions, the branching factor of the state search tree, and the exponential growth of the time required by our A* algorithm to solve the instances, demonstrated across five problem types in SearchBench.

search tree. An exhaustive algorithm like BFS, which explores every node, would result in a much faster exponential growth of compute times. In our experiments, a BFS implementation didn't finish executing even for some of the easiest instances within a 12-hour window.

G GPT4's MSMT A* Implementations for Two Instances of Each Problem Type

In this section, we present the A* algorithm generated by GPT4 using the MSMT A* prompting method, which successfully passed the unit tests. Additionally, we include GPT4's implementation of the 'initialize' function for a more challenging instance, generated in the second stage of the MSMT.

To facilitate the model's reasoning process when mapping the problem to a graph, designing steps of the A* algorithm, and reasoning about the admissibility or consistency of the heuristic, we employ a Chain of Thought (CoT) reasoning in text as comments in our in-context examples. We provide additional information before each code segment in our prompts that walk through the reasoning steps required to arrive at the strategy implemented in the code. Below, you can observe GPT4's comments that outline the intermediate reasoning steps the model generated to implement various code sections.

The implementations begin on the next page.

8 Puzzle

8_puzzle instance (diff_sorted_id: 1): In the 8-puzzle game, you are given a grid with numbered square tiles arranged randomly and one tile missing. The goal is to arrange the tiles in descending order by sliding them into the empty space. The tiles can move in 4 directions: left, right, up, and down. Given the initial state of the puzzle below, where the empty spot is represented as “_”, provide the shortest list of tiles that need to be swapped with the empty spot to achieve the goal state. The goal state is when all tiles are in descending order, with the largest number in the top left corner, and the empty spot is in the bottom right corner. The solution should be a list of numbers in Python format, where each number represents the number on the tile that the empty spot is swapped with at each turn. Initial state of the puzzle: [[12, 55, '_'], [35, 97, 43], [17, 25, 9]]

A* algorithm generated by GPT4 for the problem above using A* MSMT approach that passed the unit tests:

```
import heapq

def initialize():
    # Define the initial state of the puzzle as a 2d tuple
    initial_state = ((12, 55, '_'), (35, 97, 43), (17, 25, 9))
    num_rows = 3
    num_cols = 3
    goal_state = ((97, 55, 43), (35, 25, 17), (12, 9, '_'))
    visited_costs = {}
    visited_costs[initial_state] = 0
    queue = [(0, 0, [], initial_state)]
    return initial_state, num_rows, num_cols, goal_state, visited_costs, queue

def a_star():
    initial_state, num_rows, num_cols, goal_state, visited_costs, queue = initialize()
    while queue:
        _, g, actions, state = heapq.heappop(queue)
        # If the current state is the goal state, return the actions taken
        if state == goal_state:
            return actions
        # Generate all possible actions from the
        # current state, which includes swapping the empty spot with any of the 4 neighboring tiles
        empty_spot_coord = [(i, j) for i, row in enumerate(state) for j, element in enumerate(row) if element == '_'][0]
        for d_row, d_col in [(0, -1), (0, 1), (1, 0), (-1, 0)]:
            new_row, new_col = empty_spot_coord[0] + d_row, empty_spot_coord[1] + d_col
            # Check
            if the new coordinate is valid, ie if the new tile is within the bounds of the puzzle
            if 0 <= new_row < num_rows and 0 <= new_col < num_cols:
                # Generate the new state
                new_state = [list(row[:]) for row in state]
                # Swap the empty spot with the new tile
                new_state[empty_spot_coord[0]][empty_spot_coord[1]], new_state[new_row][new_col] = new_state[new_row][new_col], new_state[empty_spot_coord[0]][empty_spot_coord[1]]
                new_state = tuple(tuple(row) for row in new_state)
                # The cost so
                far is the number of swaps made, as the task is to minimize the number of swaps required
                new_cost = g + 1
                if new_state not in visited_costs or new_cost < visited_costs[new_state]:
                    visited_costs[new_state] = new_cost

                # The action taken is the number on the tile that was swapped with the empty spot
                heapq.heappush(queue, (g + heuristic(new_state, goal_state), new_cost, actions + [int(new_state[empty_spot_coord[0]][empty_spot_coord[1]]), new_state))
    return None
```

The GPT4's implementation of the A* algorithm continues on the next page.

Continuation of GPT4's implementation:

```
def heuristic(state, goal):
    # An admissible and consistent heuristic for this problem is the sum of the Manhattan
    # distances from each tile in its current position to its position in the goal state
    # This heuristic relaxes the constraint that only the empty spot can be moved
    # , and assumes that each tile can be moved to its goal position independently of the others
    # Thus the heuristic
    # reports a lower estimate on the cost of reaching the goal state and is admissible
    # The heuristic is consistent because the estimated
    # cost from the current state to the goal can never be greater than the sum of cost from the
    # current node to a successor node plus the estimated cost from the successor node to the
    # goal because the cost of moving the empty spot to an adjacent tile is 1, which is equal
    # to the decrease in the Manhattan distance of the tile that was swapped with the empty spot
    # Also the cost of the goal state is 0, as all tiles are in their goal positions
    h = 0
    for i in range(len(state)):
        for j in range(len(state[0])):
            if state[i][j] != '_':
                goal_coord = [(x, y) for x, y in enumerate(goal) if element == state[i][j]][0]
                h += abs(i - goal_coord[0]) + abs(j - goal_coord[1])
    return h

print(a_star())
```

Table 6: The A* algorithm was generated by GPT4 using the MSMT A* approach. For 8_puzzle problem type, GPT4's A* implementation for the first instance passed the unit tests.

8_puzzle instance (diff_sorted_id: 94): In the 8-puzzle game, you are given a grid with numbered square tiles arranged randomly and one tile missing. The goal is to arrange the tiles in descending order by sliding them into the empty space. The tiles can move in 4 directions: left, right, up, and down. Given the initial state of the puzzle below, where the empty spot is represented as “_”, provide the shortest list of tiles that need to be swapped with the empty spot to achieve the goal state. The goal state is when all tiles are in descending order, with the largest number in the top left corner, and the empty spot is in the bottom right corner. The solution should be a list of numbers in Python format, where each number represents the number on the tile that the empty spot is swapped with at each turn. Initial state of the puzzle: [[98, 30, 85, 44, 59, 40], [56, 68, 50, 61, 47, 15], [37, 48, 24, 81, 22, '_']]

'initialize' function generated by GPT4 for the problem above in the second stage of the MSMT approach

```
def initialize():
    # Define the initial state of the puzzle as a 2d tuple
    initial_state = (('98', '30', '85', '44', '59', '40'),
                    ('56', '68', '50', '61', '47', '15'),
                    ('37', '48', '24', '81', '22', '_'))

    num_rows = 3
    num_cols = 6
    # Define the goal state of the puzzle as a 2d tuple
    goal_state = (('98', '85', '68', '61', '59', '56'),
                 ('50', '48', '47', '44', '40', '37'),
                 ('30', '24', '22', '15', '81', '_'))

    visited_costs = {}
    visited_costs[initial_state] = 0
    queue = [(0, 0, [], initial_state)]
    return initial_state, num_rows, num_cols, goal_state, visited_costs, queue
```

Table 7: GPT4 was only successful in generating a feasible solution for this instance using the MSMT A* approach. The other four code and text-based prompting methods used in our experiments resulted in infeasible solutions.

8 Puzzle Words

8_puzzle_words instance (diff_sorted_id: 1): In the game 'Sort the Chars', we are given a table of n by m dimensions. This table contains n words, each with m characters, except for the first word which has m - 1 characters. Each character is written on a separate tile. The objective of the game is to rearrange the characters such that row i spells the i-th word in the list, with the blank tile ('_') placed in the top left corner of the board in the end. We can rearrange the tiles by swapping the blank space with any of its 4 diagonal neighboring tiles. Given the list of words and initial state of the board below, where the black space is represented as '_', what is the shortest list of swap actions (reported in python syntax) that can sort the board into the given list of target words? The list must only include the 4 diagonal swap directions: up-right, down-right, up-left, or down-left, representing the direction in which the blank space was swapped in. Target words: cam, hill, pray, doer The initial board: [['i', 'c', 'a', 'm'], ['h', 'p', 'l', 'o'], ['_', 'r', 'a', 'y'], ['d', 'l', 'e', 'r']]

A* algorithm generated by GPT4 for the problem above using A* MSMT approach that passed the unit tests:

```
import heapq

def initialize():
    # Define the initial state of the board as a 2d tuple
    initial_state = (('i', 'c', 'a', 'm'), ('h', 'p', 'l', 'o'), ('_', 'r', 'a', 'y'), ('d', 'l', 'e', 'r'))
    num_rows = 4
    num_cols = 4
    # Define the goal state of the board as a 2d tuple
    goal_state = (('c', 'a', 'm'), ('h', 'i', 'l', 'l'), ('p', 'r', 'a', 'y'), ('d', 'o', 'e', 'r'))
    visited_costs = {}
    visited_costs[initial_state] = 0
    queue = [(0, 0, [], initial_state)]
    return initial_state, num_rows, num_cols, goal_state, visited_costs, queue

def a_star():
    initial_state, num_rows, num_cols, goal_state, visited_costs, queue = initialize()
    while queue:
        _, g, actions, state = heapq.heappop(queue)
        # If the current state is the goal state, return the actions taken
        if state == goal_state:
            return actions
        # Generate all possible actions from the current state, which includes swapping the blank space with any of its 4 diagonal neighbors
        for d_row, d_col in [(-1, 1), (1, 1), (-1, -1), (1, -1)]:
            # Get the coordinate of the blank space
            blank_coord = [(i, j) for i, row in enumerate(state) for j, element in enumerate(row) if element == '_'][0]
            new_row, new_col = blank_coord[0] + d_row, blank_coord[1] + d_col
            # Check if the new coordinate is valid, ie if the new position is within the bounds of the board
            if 0 <= new_row < num_rows and 0 <= new_col < num_cols:
                # Generate the new state
                new_state = [list(row[:]) for row in state]
                new_state[blank_coord[0]][blank_coord[1]], new_state[new_row][new_col] = new_state[new_row][new_col], new_state[blank_coord[0]][blank_coord[1]]
                new_state = tuple(tuple(row) for row in new_state)
                # The cost so far is the number of actions taken, as the task is to minimize the number of actions required to sort the board
                new_cost = g + 1
                if new_state not in visited_costs or new_cost < visited_costs[new_state]:
                    visited_costs[new_state] = new_cost

                # The direction of the swap action is the direction in which the blank space was moved
                if d_row == -1 and d_col == 1:
                    action = 'up-right'
                elif d_row == 1 and d_col == 1:
                    action = 'down-right'
                elif d_row == -1 and d_col == -1:
                    action = 'up-left'
                elif d_row == 1 and d_col == -1:
                    action = 'down-left'
                heapq.heappush(queue, (g + heuristic(new_state, goal_state), new_cost, actions + [action], new_state))
    return None
```

The GPT4's implementation of the A* algorithm continues on the next page.

Continuation of GPT4's implementation:

```
def heuristic(state, goal):
    # An admissible and consistent
    # heuristic for this problem is the count of tiles that are not in their goal position
    # This heuristic relaxes
    # the constraint that only the blank space can be moved, and only to a diagonal position
    # It is admissible because it never overestimates
    # the cost to reach the goal, as each misplaced tile must be moved at least once
    # It's consistent because moving
    # a tile reduces the heuristic cost of the successor node by a max of 1 (if the moved tile
    # is placed in its goal position), which is equal to the cost of reaching the successor node
    # Thus h(n) is always less than or equal to c(n, n')(equal to 1) + h(n')
    # And the cost of the goal state is 0, as all tiles will be in their goal position
    h = 0
    for i in range(len(state)):
        for j in range(len(state[0])):
            if state[i][j] != goal[i][j]:
                h += 1
    return h

print(a_star())
```

Table 8: The A* algorithm was generated by GPT4 using the MSMT A* approach. For 8_puzzle_words problem type, GPT4's A* implementation for the first instance passed the unit tests.

8_puzzle_words instance (diff_sorted_id: 93): In the game 'Sort the Chars', we are given a table of n by m dimensions. This table contains n words, each with m characters, except for the first word which has m - 1 characters. Each character is written on a separate tile. The objective of the game is to rearrange the characters such that row i spells the i-th word in the list, with the blank tile ('_') placed in the top left corner of the board in the end. We can rearrange the tiles by swapping the blank space with any of its 4 diagonal neighboring tiles. Given the list of words and initial state of the board below, where the black space is represented as '_', what is the shortest list of swap actions (reported in python syntax) that can sort the board into the given list of target words? The list must only include the 4 diagonal swap directions: up-right, down-right, up-left, or down-left, representing the direction in which the blank space was swapped in. Target words: helen, adelea, bumble, iodism, trullo The initial board: [['d', 'h', '-', 'l', 'e', 'n'], ['a', 'a', 'e', 'b', 'e', 'u'], ['m', 'u', 'i', 'b', 'e', 'e'], ['i', 'o', 'd', 'm', 's', 'l'], ['t', 'r', 'l', 'l', 'l', 'o']]

'initialize' function generated by GPT4 for the problem above in the second stage of the MSMT approach

```
def initialize():
    # Define the initial state of the board as a 2d tuple
    initial_state = (('d', 'h', '-', 'l', 'e', 'n'),
                    ('a', 'a', 'e', 'b', 'e', 'u'),
                    ('m', 'u', 'i', 'b', 'e', 'e'),
                    ('i', 'o', 'd', 'm', 's', 'l'),
                    ('t', 'r', 'l', 'l', 'l', 'o'))

    num_rows = 5
    num_cols = 6
    # Define the goal state of the board as a 2d tuple
    goal_state = ((' ', 'h', 'e', 'l', 'e', 'n'),
                 ('a', 'd', 'e', 'l', 'e', 'a'),
                 ('b', 'u', 'm', 'b', 'l', 'e'),
                 ('i', 'o', 'd', 'i', 's', 'm'),
                 ('t', 'r', 'u', 'l', 'l', 'o'))

    visited_costs = {}
    visited_costs[initial_state] = 0
    queue = [(0, 0, [], initial_state)]
    return initial_state, num_rows, num_cols, goal_state, visited_costs, queue
```

Table 9: GPT4 was only successful in generating an optimal solution for this instance using the MSMT A* approach. The other four code and text-based prompting methods used in our experiments resulted in infeasible solutions.

Coin Exchange

coin_exchange instance (diff_sorted_id: 1): In the 'taxed coin exchange' problem, you are required to choose a subset of coins from this list [14, 2, 5, 8, 65, 5, 16, 2, 5, 2, 12, 17, 16, 15, 20, 4, 19, 9, 10, 64, 2, 10, 14, 2, 17], such that the sum of the chosen coins adds up to 208. Each coin in the list is unique and can only be used once. Also coins carry a tax value. The tax values for each coin is 20: 13, 4: 2, 17: 16, 19: 8, 64: 4, 5: 3, 14: 10, 10: 9, 65: 11, 16: 2, 12: 7, 8: 5, 2: 2, 15: 14, 9: 8, where the tax for coins of the same value is the same. Also, if the coin chosen is smaller than the previous one, it must have an even value, otherwise, if the coin is larger than or equal to the previous coin chosen, it must have an odd value. The objective is to determine which subset of coins should be selected to minimize the total tax paid. The solution should be presented as a list of numbers, representing the value of the coins chosen in order, with the first coins chosen being in index 0, formatted in Python syntax.

A* algorithm generated by GPT4 for the problem above using A* MSMT approach that passed the unit tests:

```
import heapq

def initialize():
    # Define the initial state of the problem, which includes the coins available, the
    # sum of the coins chosen so far, the tax paid so far, and the value of the last coin chosen
    initial_state = ((14, 2,
        5, 8, 65, 5, 16, 2, 5, 2, 12, 17, 16, 15, 20, 4, 19, 9, 10, 64, 2, 10, 14, 2, 17), 0, 0, 0)
    goal_sum = 208
    tax_values = {20: 13, 4:
        2, 17: 16, 19: 8, 64: 4, 5: 3, 14: 10, 10: 9, 65: 11, 16: 2, 12: 7, 8: 5, 2: 2, 15: 14, 9: 8}
    visited_costs = {}
    visited_costs[initial_state] = 0
    queue = [(0, 0, [], initial_state)]
    return initial_state, goal_sum, tax_values, visited_costs, queue

def a_star():
    initial_state, goal_sum, tax_values, visited_costs, queue = initialize()
    while queue:
        _, g, actions, state = heapq.heappop(queue)
        # Unpack the information encoded in each state
        coins, sum_coins, tax_paid, last_coin = state
        # If the sum of the coins chosen so far equals the goal sum, return the coins chosen
        if sum_coins == goal_sum:
            return actions
        # If the sum of the coins chosen so far is less than the goal sum, generate all
        # possible actions from the current state, which includes choosing any of the remaining coins
        elif sum_coins < goal_sum:
            for coin in coins:
                # Check if the
                # new state, containing the new coin, would be valid; ie the coin must be even if it is smaller
                # than the last coin chosen, and odd if it is larger than or equal to the last coin chosen
                if (coin < last_coin and coin % 2 == 0) or (coin >= last_coin and coin % 2 == 1):
                    # Generate the new state
                    new_state
                    = (tuple(c for c in coins if c != coin), sum_coins + coin, tax_paid + tax_values[coin], coin)
                    # The additional cost of
                    # this state is the tax paid for the new coin as we are trying to minimize the total tax paid
                    new_cost = g + tax_values[coin]
                    if new_state not in visited_costs or new_cost < visited_costs[new_state]:
                        visited_costs[new_state] = new_cost
                        # The new coin must be added to the actions
                        heapq
                        .heappush(queue, (g + heuristic(new_state, goal_sum), new_cost, actions + [coin], new_state))
    return None
```

The GPT4's implementation of the A* algorithm continues on the next page.

Continuation of GPT4's implementation:

```
def heuristic(state, goal_sum):
    # An admissible and consistent heuristic for
    # this problem is the difference between the goal sum and the sum of the coins chosen so far
    # The heuristic assumes we can reach the goal sum without paying any additional
    # tax, thus reporting a lower cost estimate to reach the goal state, making it admissible
    # The heuristic is consistent
    # , ie non-decreasing along the path to the goal state, because the cost of choosing
    # a coin is the tax paid for that coin, which is always greater than or equal to 0,
    # the decrease in the difference between the goal sum and the sum of the coins chosen so far
    # Also the cost of the goal state is 0,
    # as the sum of the coins chosen equals the goal sum and there are no more coins to choose

    return goal_sum - state[1]

print(a_star())
```

Table 10: The A* algorithm was generated by GPT4 using the MSMT A* approach. For coin_exchange problem type, GPT4's A* implementation for the first instance passed the unit tests.

coin_exchange instance (diff_sorted_id: 104): In the 'taxed coin exchange' problem, you are required to choose a subset of coins from this list [18, 23, 23, 36, 27, 10, 25, 14, 6, 43, 6, 31, 5, 43, 3, 13, 16, 8, 11, 6, 39, 44, 41, 28, 12, 8, 1, 14, 22, 23, 11, 24, 37, 9, 2, 31, 27, 10, 9, 38, 37, 4, 4, 17, 18, 36, 18, 32, 3, 12, 4, 42, 8, 4, 4, 16, 30, 40, 13, 41], such that the sum of the chosen coins adds up to 441. Each coin in the list is unique and can only be used once. Also coins carry a tax value. The tax values for each coin is 6: 4, 18: 3, 38: 1, 23: 2, 16: 8, 12: 2, 4: 2, 24: 13, 28: 17, 30: 17, 1: 1, 9: 9, 27: 8, 11: 4, 37: 16, 41: 19, 13: 3, 31: 8, 44: 8, 22: 7, 43: 13, 10: 3, 17: 8, 36: 7, 39: 3, 25: 17, 40: 10, 8: 6, 32: 16, 14: 4, 2: 1, 42: 3, 3: 2, 5: 2, where the tax for coins of the same value is the same. Also, if the coin chosen is smaller than the previous one, it must have an even value, otherwise, if the coin is larger than or equal to the previous coin chosen, it must have an odd value. The objective is to determine which subset of coins should be selected to minimize the total tax paid. The solution should be presented as a list of numbers, representing the value of the coins chosen in order, with the first coins chosen being in index 0, formatted in Python syntax.

'initialize' function generated by GPT4 for the problem above in the second stage of the MSMT approach

```
def initialize():
    def initialize():
        # Define the initial state of the problem, which includes the coins available, the
        # sum of the coins chosen so far, the tax paid so far, and the value of the last coin chosen
        initial_state = ((18, 23, 23, 36, 27, 10, 25, 14, 6, 43, 6, 31, 5, 43,
            3, 13, 16, 8, 11, 6, 39, 44, 41, 28, 12, 8, 1, 14, 22, 23, 11, 24, 37, 9, 2, 31, 27, 10,
            9, 38, 37, 4, 4, 17, 18, 36, 18, 32, 3, 12, 4, 42, 8, 4, 4, 16, 30, 40, 13, 41), 0, 0, 0)
        goal_sum = 441
        tax_values = {6: 4, 18: 3, 38: 1, 23: 2, 16: 8, 12: 2, 4: 2, 24: 13, 28:
            17, 30: 17, 1: 1, 9: 9, 27: 8, 11: 4, 37: 16, 41: 19, 13: 3, 31: 8, 44: 8, 22: 7, 43: 13,
            10: 3, 17: 8, 36: 7, 39: 3, 25: 17, 40: 10, 8: 6, 32: 16, 14: 4, 2: 1, 42: 3, 3: 2, 5: 2}
        visited_costs = {}
        visited_costs[initial_state] = 0
        queue = [(0, 0, [], initial_state)]
        return initial_state, goal_sum, tax_values, visited_costs, queue
```

Table 11: GPT4 was only successful in generating a correct (but non-optimal) solution for this instance of the coin_exchange problem type using the MSMT A* approach. The other four code and text-based prompting methods used in our experiments resulted in infeasible solutions.

Water Jug

water_jug instance (diff_sorted_id: 1): In the 'taxed coin exchange' problem, you are required to choose a subset of coins from this list [14, 2, 5, 8, 65, 5, 16, 2, 5, 2, 12, 17, 16, 15, 20, 4, 19, 9, 10, 64, 2, 10, 14, 2, 17], such that the sum of the chosen coins adds up to 208. Each coin in the list is unique and can only be used once. Also coins carry a tax value. The tax values for each coin is 20: 13, 4: 2, 17: 16, 19: 8, 64: 4, 5: 3, 14: 10, 10: 9, 65: 11, 16: 2, 12: 7, 8: 5, 2: 2, 15: 14, 9: 8, where the tax for coins of the same value is the same. Also, if the coin chosen is smaller than the previous one, it must have an even value, otherwise, if the coin is larger than or equal to the previous coin chosen, it must have an odd value. The objective is to determine which subset of coins should be selected to minimize the total tax paid. The solution should be presented as a list of numbers, representing the value of the coins chosen in order, with the first coins chosen being in index 0, formatted in Python syntax.

A* algorithm generated by GPT4 for the problem above using A* MSMT approach that passed the unit tests:

```
import heapq

def initialize():
    # Define the initial state of the buckets as a tuple
    initial_state = (0, 0, 0)
    # Define the goal state of the buckets as a tuple
    goal_state = (274, 297, 343)
    # Define the capacities of the jugs as a list
    jug_capacities = [41, 26, 44, 75, 40, 136]
    # Initialize a dictionary to store the cost of reaching each visited state
    visited_costs = {}
    visited_costs[initial_state] = 0
    # Initialize a priority queue of states
    # not yet visited, with the initial state as the first element. The priority of each element
    # is the cost to reach that state (g) + the estimate remaining cost (h) to reach the goal
    # Record the actions
    # required to get to each state in a list; no actions performed to reach the initial state
    queue = [(0, 0, [], initial_state)]
    return initial_state, goal_state, jug_capacities, visited_costs, queue

def a_star():
    # The initialize function initializes and returns
    # the visited_costs dictionary and the priority queue and encodes all of the variables given
    # in the problem (ie the initial and goal state of the buckets and the capacities of the jugs)
    initial_state, goal_state, jug_capacities, visited_costs, queue = initialize()
    # While there are un-visited states
    while queue:
        # Pop the
        # state with the lowest sum of the cost so far and estimated cost to the goal from the queue
        _, g, actions, state = heapq.heappop(queue)
        # We can check if the
        # current state is the goal state with a simple equality check, as the goal state is predefined
        if state == goal_state:
            return actions
        # Generate all possible actions from the current state, which includes filling each of the
        # 3 buckets with each of the 6 jugs, and emptying each of the 3 buckets with each of the 6 jugs
        for i in range(len(jug_capacities)):
            for j in range(len(state)):
                # Check if the new state would
                # be valid, ie if the bucket can be filled with the jug without overflowing and if the amount
                # of water in each bucket does not exceed the amount of water in the bucket placed after it
                if state[j] + jug_capacities[i]
                ] <= goal_state[j] and (j == len(state) - 1 or state[j] + jug_capacities[i] <= state[j + 1]):
                    # The action is valid, generate the new state
                    new_state = list(state)
                    new_state[j] += jug_capacities[i]
                    new_state = tuple(new_state)
                    # The cost so far is the number of actions performed
                    # as our objective is to minimize the number of actions required to reach the goal state
                    new_cost = g + 1
                    # If the new state is unvisited or we found a
                    # new path with a lower cost to reach this state, add it to the queue of not-yet-visited states
                    if new_state not in visited_costs or new_cost < visited_costs[new_state]:
                        visited_costs[new_state] = new_cost
                        heapq.heappush(queue, (g + heuristic
                        (new_state, goal_state), new_cost, actions + [('+', jug_capacities[i], j + 1)], new_state))
```

The GPT4's implementation of the A* algorithm continues on the next page.

Continuation of GPT4's implementation:

```

        # Similarly, check if the
        new state would be valid, ie if the bucket can be emptied with the jug and if the amount
        of water in each bucket does not exceed the amount of water in the bucket placed after it
        if state
[j] - jug_capacities[i] >= 0 and (j == 0 or state[j] - jug_capacities[i] >= state[j - 1]):
        # The action is valid, generate the new state
        new_state = list(state)
        new_state[j] -= jug_capacities[i]
        new_state = tuple(new_state)
        # The cost so far is the number of actions performed
        , as our objective is to minimize the number of actions required to reach the goal state
        new_cost = g + 1
        # If the new state is unvisited or we found a new
        path with a lower cost to reach this state, add it to the queue of not-yet-visited states
        if new_state not in visited_costs or new_cost < visited_costs[new_state]:
            visited_costs[new_state] = new_cost
            heapq.heappush(queue, (g + heuristic(
new_state, goal_state), new_cost, actions + ['-', jug_capacities[i], j + 1], new_state))
        return None

def heuristic(state, goal):
    # An admissible and consistent heuristic
    # is the sum of the differences between the current and goal amount of water in each bucket
    # The heuristic relaxes the constraint that the amount of water in
    # each bucket can not at any point in time exceed the amount of water in the bucket placed
    # after it and presumes we can fill or empty the buckets directly to their goal amount
    # Thus
    # the heuristic reports a lower estimate on the cost to reach goal state and is admissible
    # The heuristic is consistent because the cost
    # of filling or emptying a bucket is always 1, which is exactly the decrease or increase in
    # the difference between the current and goal amount of water in the bucket, if the bucket
    # is filled or emptied, respectively, otherwise the estimated cost of the successor node is
    # the same or higher, and the heuristic estimate for the goal state is 0, as the difference
    # between the current and goal amount of water in each bucket would be 0 in the goal state.
    return sum(abs(a - b) for a, b in zip(state, goal))

print(a_star())

```

Table 12: The A* algorithm was generated by GPT4 using the MSMT A* approach. GPT4's first A* implementation for the water_jug problem type passed the unit tests.

water_jug instance (diff_sorted_id: 100): Given 9 labeled water jugs with capacities 126, 120, 127, 110, 54, 39, 38, 47, 139, 99 liters, we aim to fill 4 unlabeled buckets, numbered 1 to 4 and arranged in a line in ascending order, with 219, 240, 312, 411 liters of water respectively. The amount of water in each unlabeled bucket can not at any point in time exceed the amount of water in the bucket placed after it. Jugs can only be filled to the top and emptied completely, and the unlabeled buckets cannot be overfilled. An action, represented as a tuple ('+', X, Y) or ('-', X, Y), involves adding to or removing water from the unlabeled bucket numbered Y, using the jug with capacity X. Determine the shortest sequence of actions needed to fill the buckets as specified, and present the solution as a list of action tuples in Python syntax.

'initialize' function generated by GPT4 for the problem above in the second stage of the MSMT approach

```

def initialize():
    # Define the initial state of the buckets as a tuple
    initial_state = (0, 0, 0, 0)
    # Define the goal state of the buckets as a tuple
    goal_state = (219, 240, 312, 411)
    # Define the capacities of the jugs as a list
    jug_capacities = [126, 120, 127, 110, 54, 39, 38, 47, 139, 99]
    # Initialize a dictionary to store the cost of reaching each visited state
    visited_costs = {}
    visited_costs[initial_state] = 0
    # Initialize a priority queue of states
    # not yet visited, with the initial state as the first element. The priority of each element
    # is the cost to reach that state (g) + the estimate remaining cost (h) to reach the goal
    # Record the actions
    # required to get to each state in a list; no actions performed to reach the initial state
    queue = [(0, 0, [], initial_state)]
    return initial_state, goal_state, jug_capacities, visited_costs, queue

```

Table 13: GPT4 successfully generated a correct (but non-optimal) solution for this water_jug problem instance using the MSMT A* and A* prompting approach. The other three baseline code and text-based prompting methods resulted in infeasible solutions.

Restricted Sorting

restricted_sorting instance (diff_sorted_id: 3): In 'Restricted Sorting', there are 6 stacks each with a capacity of 4 blocks, with 3 stacks filled with blocks of varying shades and the remaining are empty. The challenge is to sort the blocks by shade such that if a stack is not empty, it is stacked with 3 blocks of a single shade. The player can only transfer one block at a time from the top of a stack to an empty stack or to a stack that has only blocks of that shade, without exceeding the stacks' capacity. Transferring blocks to certain stacks is more expensive than others. The cost of moving one block to the top of each stack is: 0: 3, 1: 6, 2: 5, 3: 6, 4: 1, 5: 1, where the keys are the index of each stack, indexing from 0. The cost of moving a block is always at least 1. The solution should be a list of tuples, each containing, first, the index of the stack from which a block is picked up from and, second, the index of the stack to which it is transferred, indexing from 0. Given the initial state of the stacks, represented by the lists below (with the leftmost item being the shade of the topmost block in each stack)(and the first stack being the stack at index 0), what is the list of transfer pairs (reported in python syntax) with the least possible cost, that will result in all the blocks being correctly sorted? [], ['Yellow', 'Green', 'Red', 'Red'], ['Blue', 'Green', 'Red', 'Green'], ['Yellow', 'Blue', 'Yellow', 'Blue'], [], []

A* algorithm generated by GPT4 for the problem above using A* MSMT approach that passed the unit tests:

```
import heapq

def initialize():
    # Define the initial state of the stacks as a tuple of tuples
    initial_state = (((), ('Yellow', 'Green', 'Red', 'Red'), ('Blue', 'Green', 'Red', 'Green'), ('Yellow', 'Blue', 'Yellow', 'Blue')), ((), ()))
    num_stacks = 6
    stack_capacity = 4
    # Define the cost of moving a block to each stack
    stack_costs = {0: 3, 1: 6, 2: 5, 3: 6, 4: 1, 5: 1}
    visited_costs = {}
    visited_costs[initial_state] = 0
    queue = [(0, 0, [], initial_state)]
    return initial_state, num_stacks, stack_capacity, stack_costs, visited_costs, queue

def a_star():
    initial_state, num_stacks, stack_capacity, stack_costs, visited_costs, queue = initialize()
    while queue:
        _, g, actions, state = heapq.heappop(queue)
        # If all the stacks are empty or contain blocks of a single shade, return the actions taken
        if all(len(stack) == 0 or len(set(stack)) == 1 for stack in state):
            return actions
        # Generate all possible actions from the current state, which includes moving the top block from any stack to any other stack
        for from_stack_ind in range(num_stacks):
            # Check if the stack has any blocks to move
            if state[from_stack_ind]:
                for to_stack_ind in range(num_stacks):
                    # Check if the stack can accept more blocks and if the block can be moved to the stack
                    if (len(state[to_stack_ind]) < stack_capacity and
                        (not state[to_stack_ind] or state[to_stack_ind][-1] == state[from_stack_ind][-1])):
                        # Generate the new state
                        new_state = list(list(stack) for stack in state)
                        block = new_state[from_stack_ind].pop()
                        new_state[to_stack_ind].append(block)
                        new_state = tuple(tuple(stack) for stack in new_state)
                        # The cost of the new state is the cost of moving a block to the stack
                        new_cost = g + stack_costs[to_stack_ind]
                        if new_state not in visited_costs or new_cost < visited_costs[new_state]:
                            visited_costs[new_state] = new_cost
                            h = heuristic(new_state)
                            heapq.heappush(queue, (new_cost + h, new_cost, actions + [(from_stack_ind, to_stack_ind)], new_state))
    return None
```

The GPT4's implementation of the A* algorithm continues on the next page.

Continuation of GPT4's implementation:

```
def heuristic(state):
    # The heuristic function can be the
    # sum of the number of blocks in each stack that are not of the same shade as the top block
    # This heuristic is admissible because
    # it presumes we can move the blocks to any stack, even if the stack is full or contains
    # blocks of a different shade, thus reporting a lower cost estimate to reach the goal state
    # The heuristic is consistent, ie non-decreasing
    # along the path to the goal state, because the cost of moving a block from one stack
    # to another is always at least 1, which is exactly the decrease in the heuristic value
    # , if the block is moved to a stack with blocks of the same shade, otherwise the heuristic
    # value of the successor node is the same or higher, and the heuristic estimate for the
    # goal state is 0, as all the blocks in each stack are of the same shade in the goal state
    h = 0
    for stack in state:
        if stack:
            h += len([block for block in stack if block != stack[-1]])
    return h

print(a_star())
```

Table 14: The A* algorithm was generated by GPT4 using the MSMT A* approach. GPT4's third A* implementation for the restricted_sorting problem type passed the unit tests.

restricted_sorting instance (diff_sorted_id: 57): In 'Restricted Sorting', there are 8 stacks each with a capacity of 5 blocks, with 4 stacks filled with blocks of varying shades and the remaining are empty. The challenge is to sort the blocks by shade such that if a stack is not empty, it is stacked with 4 blocks of a single shade. The player can only transfer one block at a time from the top of a stack to an empty stack or to a stack that has only blocks of that shade, without exceeding the stacks' capacity. Transferring blocks to certain stacks is more expensive than others. The cost of moving one block to the top of each stack is: 0: 2, 1: 3, 2: 9, 3: 8, 4: 3, 5: 7, 6: 9, 7: 5, where the keys are the index of each stack, indexing from 0. The cost of moving a block is always at least 1. The solution should be a list of tuples, each containing, first, the index of the stack from which a block is picked up from and, second, the index of the stack to which it is transferred, indexing from 0. Given the initial state of the stacks, represented by the lists below (with the leftmost item being the shade of the topmost block in each stack)(and the first stack being the stack at index 0), what is the list of transfer pairs (reported in python syntax) with the least possible cost, that will result in all the blocks being correctly sorted? `[[[], [], ['Green', 'Red', 'Black', 'Blue', 'Blue'], ['Yellow', 'Blue', 'Blue', 'Green', 'Black'], ['Yellow', 'Yellow', 'Yellow', 'Red', 'Black'], [], [], ['Red', 'Green', 'Green', 'Red', 'Black']]`

'initialize' function generated by GPT4 for the problem above in the second stage of the MSMT approach

```
def initialize():
    # Define the initial state of the stacks as a tuple of tuples
    initial_state = (((), ((), ('Green', 'Red', 'Black', 'Blue', 'Blue'),
        ('Yellow', 'Blue', 'Blue', 'Green', 'Black'),
        ('Yellow', 'Yellow', 'Yellow', 'Red', 'Black'), ((), ((),
        ('Red', 'Green', 'Green', 'Red', 'Black'))

    num_stacks = 8
    stack_capacity = 5
    # Define the cost of moving a block to each stack
    stack_costs = {0: 2, 1: 3, 2: 9, 3: 8, 4: 3, 5: 7, 6: 9, 7: 5}
    visited_costs = {}
    visited_costs[initial_state] = 0
    queue = [(0, 0, [], initial_state)]
    return initial_state, num_stacks, stack_capacity, stack_costs, visited_costs, queue
```

Table 15: GPT4 successfully generated a feasible (but not correct) solution for this restricted_sorting problem instance using the MSMT A* and A* prompting approach. The other three baseline code and text-based prompting methods resulted in infeasible solutions.

Color Sorting

color_sorting instance (diff_sorted_id: 1): The game of 'Sort It' begins with 3 tubes, each filled with 4 balls of different colors. The goal is to sort the balls by color, with each tube containing balls of only one color. Only one ball can be moved at a time, taken from the top of one tube and placed on top of another. The capacity of each tube (maximum number of balls we can fit in each tube) is 6 balls. It is not allowed to place a ball in a tube that already has 6 balls. The solution should be a list of tuples, each containing, first, the index of the tube from which a ball is taken and, second, the index of the tube to which it is moved, indexing from 0. Given the initial state of the tubes, represented by the lists below (with the leftmost item being the color of the topmost ball in each tube), what is the shortest list of move tuples that will result in all the balls being correctly sorted? [['Green', 'Red', 'Green', 'Red'], ['Blue', 'Blue', 'Red', 'Green'], ['Red', 'Blue', 'Green', 'Blue']]

A* algorithm generated by GPT4 for the problem above using A* MSMT approach that passed the unit tests:

```
import heapq

def initialize():
    # Define the initial state and the goal state of the tubes, represented as 3x4 tuples
    initial_state = (('Green', 'Red', 'Green', 'Red'), ('Blue', 'Blue', 'Red', 'Green'), ('Red', 'Blue', 'Green', 'Blue'))
    goal_state = (('Red', 'Red', 'Red', 'Red'), ('Green', 'Green', 'Green', 'Green'), ('Blue', 'Blue', 'Blue', 'Blue'))
    # Encoding other variables given in the problem statement
    num_tubes = 3
    tube_capacity = 6
    # Initialize a dictionary to store the cost of reaching each visited state
    visited_costs = {}
    visited_costs[initial_state] = 0
    # Initialize a priority queue of states not yet visited, with the initial state as the first element. The priority of each element is the cost to reach that state (g) + the estimate remaining cost (h) to reach the goal
    # Record the moves required to get to each state in a list; no moves performed to reach the initial state
    queue = [(0, 0, [], initial_state)]
    return initial_state, goal_state, num_tubes, tube_capacity, visited_costs, queue

def a_star():
    # The initialize function initializes and returns the visited_costs dictionary and the priority queue and encodes all of the variables given in the problem (ie the initial and goal state of the tubes and the tube capacity)
    initial_state, goal_state, num_tubes, tube_capacity, visited_costs, queue = initialize()
    # While there are un-visited states
    while queue:
        # Pop the state with the lowest sum of the cost so far and estimated cost to the goal from the queue
        _, g, actions, state = heapq.heappop(queue)
        # We can check if the current state is the goal state with a simple equality check, as the goal state is predefined
        if state == goal_state:
            return actions
        # Generate all valid actions from the current state, which includes moving the top ball from any tube to the top of any other tube
        for from_tube in range(num_tubes):
            for to_tube in range(num_tubes):
                # Check if the move is valid, ie if the from_tube is not empty and the to_tube is not full
                if state[from_tube] and len(state[to_tube]) < tube_capacity:
                    # The action is valid, generate the new state
                    new_state = [list(tube[:]) for tube in state]
                    ball_to_be_moved = new_state[from_tube].pop(0)
                    # Do the move
                    new_state[to_tube].insert(0, ball_to_be_moved)
                    new_state = tuple(tuple(tube) for tube in new_state)
                    # The cost so far is the number of moves made, as our objective is to minimize the number of moves required to reach the goal state
                    new_cost = g + 1
                    # If the new state is unvisited or we found a new path with a lower cost to reach this state, add it to the queue of not-yet-visited states
                    if new_state not in visited_costs or new_cost < visited_costs[new_state]:
                        visited_costs[new_state] = new_cost
                        heapq.heappush(queue, (g + heuristic(new_state, goal_state), new_cost, actions + [(from_tube, to_tube)], new_state))
    return None
```

The GPT4's implementation of the A* algorithm continues on the next page.

Continuation of GPT4's implementation:

```
def heuristic(state, goal):
    # An admissible
    # and consistent heuristic is the sum of the number of misplaced balls in each tube
    # The heuristic
    # relaxes the constraint that a ball can only be moved from the top of a tube and presumes
    # we can move the balls to their goal position by taking them from any position in the tube
    # Thus
    # the heuristic reports a lower estimate on the cost to reach goal state and is admissible
    # The heuristic is consistent because the
    # cost of moving a ball to a neighboring tube is always 1, which is exactly the decrease in
    # the number of misplaced balls, if the ball is moved toward its goal position, otherwise
    # the estimated cost of the successor node is the same or higher, and the heuristic estimate
    # for the goal state is 0, as the number of misplaced balls would be 0 in the goal state.
    h = 0
    for i in range(len(state)):
        for j in range(len(state[i])):
            # Can't compare
            # integers with "_" when finding the goal position of each ball, thus ignore the "_" ball
            if state[i][j] != '_':
                # Add the number of misplaced balls in each tube to the estimate
                h += sum(1 for ball in state[i] if ball != goal[i][0])
    return h
print(a_star())
```

Table 16: The A* algorithm was generated by GPT4 using the MSMT A* approach. GPT4's A* implementation for the first instance of the color_sorting problem type passed the unit tests.

color_sorting instance (diff_sorted_id: 97): The game of 'Sort It' begins with 3 tubes, each filled with 6 balls of different colors. The goal is to sort the balls by color, with each tube containing balls of only one color. Only one ball can be moved at a time, taken from the top of one tube and placed on top of another. The capacity of each tube (maximum number of balls we can fit in each tube) is 9 balls. It is not allowed to place a ball in a tube that already has 9 balls. The solution should be a list of tuples, each containing, first, the index of the tube from which a ball is taken and, second, the index of the tube to which it is moved, indexing from 0. Given the initial state of the tubes, represented by the lists below (with the leftmost item being the color of the topmost ball in each tube), what is the shortest list of move tuples that will result in all the balls being correctly sorted? [['Red', 'Red', 'Blue', 'Red', 'Blue', 'Green'], ['Red', 'Green', 'Blue', 'Blue', 'Green', 'Red'], ['Blue', 'Green', 'Green', 'Red', 'Blue', 'Green']]

'initialize' function generated by GPT4 for the problem above in the second stage of the MSMT approach

```
def initialize():
    # Define the initial state and the goal state of the tubes, represented as 3x6 tuples
    initial_state = (('Red', 'Red', 'Blue', 'Red', 'Blue', 'Green'),
                    ('Red', 'Green', 'Blue', 'Blue', 'Green', 'Red'),
                    ('Blue', 'Green', 'Green', 'Red', 'Blue', 'Green'))
    goal_state = (('Red', 'Red', 'Red', 'Red', 'Red', 'Red'),
                 ('Green', 'Green', 'Green', 'Green', 'Green', 'Green'),
                 ('Blue', 'Blue', 'Blue', 'Blue', 'Blue', 'Blue'))
    # Encoding other variables given in the problem statement
    num_tubes = 3
    tube_capacity = 9
    # Initialize a dictionary to store the cost of reaching each visited state
    visited_costs = {}
    visited_costs[initial_state] = 0
    # Initialize a priority queue of states
    # not yet visited, with the initial state as the first element. The priority of each element
    # is the cost to reach that state (g) + the estimate remaining cost (h) to reach the goal
    # Record the moves
    # required to get to each state in a list; no moves performed to reach the initial state
    queue = [(0, 0, [], initial_state)]
    return initial_state, goal_state, num_tubes, tube_capacity, visited_costs, queue
```

Table 17: GPT4 successfully generated a correct (but non-optimal) solution for this color_sorting problem instance using MSMT A* approach. Prompting GPT4 with all other four code and text-based prompting methods resulted in infeasible solutions.

Magic Square

magic_square instance (diff_sorted_id: 1): The game of 'Sort It' begins with 3 tubes, each filled with 4 balls of different colors. The goal is to sort the balls by color, with each tube containing balls of only one color. Only one ball can be moved at a time, taken from the top of one tube and placed on top of another. The capacity of each tube (maximum number of balls we can fit in each tube) is 6 balls. It is not allowed to place a ball in a tube that already has 6 balls. The solution should be a list of tuples, each containing, first, the index of the tube from which a ball is taken and, second, the index of the tube to which it is moved, indexing from 0. Given the initial state of the tubes, represented by the lists below (with the leftmost item being the color of the topmost ball in each tube), what is the shortest list of move tuples that will result in all the balls being correctly sorted? [['Green', 'Red', 'Green', 'Red'], ['Blue', 'Blue', 'Red', 'Green'], ['Red', 'Blue', 'Green', 'Blue']]

A* algorithm generated by GPT4 for the problem above using A* MSMT approach that passed the unit tests:

```
import heapq

def initialize():
    # Define the initial state of the grid, the goal sums of the specified
    # row, column, and diagonal, and the range of unique integers that can be used to replace 'x's
    initial_state = (('35', 'x', '46'), ('x', 'x', 'x'), ('x', 'x', 'x'))
    goal_sums = {'row1': 103, 'col1': 107, 'diag': 124}
    num_range = set(range(29, 49))
    # Initialize a dictionary to store the cost of reaching each visited state
    visited_costs = {}
    visited_costs[initial_state] = 0
    # Initialize a priority queue of states
    # not yet visited, with the initial state as the first element. The priority of each element
    # is the cost to reach that state (g) + the estimate remaining cost (h) to reach the goal
    # Record the actions
    # required to get to each state in a list; no actions performed to reach the initial state
    queue = [(0, 0, [], initial_state)]
    return initial_state, goal_sums, num_range, visited_costs, queue

def a_star():
    # The initialize function initializes and returns the
    # visited_costs dictionary and the priority queue and encodes all of the variables given in the
    # problem (ie the initial state of the grid, the goal sums, and the range of unique integers)
    initial_state, goal_sums, num_range, visited_costs, queue = initialize()
    # While there are un-visited states
    while queue:
        # Pop the
        # state with the lowest sum of the cost so far and estimated cost to the goal from the queue
        _, g, actions, state = heapq.heappop(queue)
        # Check if the current state is the goal state
        # The goal state is where the sum of the
        # specified row, column, and diagonal equal the goal sums, and there are no 'x's in the grid
        if all(cell != 'x' for row in state for cell in row) and sum
        (int(cell) for cell in state[1]) == goal_sums['row1'] and sum(int(state[i][1]) for i in range
        (3)) == goal_sums['col1'] and sum(int(state[i][2-i]) for i in range(3)) == goal_sums['diag']:
            return actions
        # If the
        # state has at least 1 remaining unknown number, ie 'x', generate all possible actions from the
        # current state, which includes replacing the next x in the grid with any of available unique
        # integers (all numbers in the range - numbers present in the current state) in the range
        if any(cell == 'x' for row in state for cell in row):
            # Find the next 'x' in the grid
            for i in range(3):
                for j in range(3):
                    if state[i][j] == 'x':
                        # Generate the set of available numbers by subtracting
                        # the set of numbers present in the current state from the set of all numbers in the range
                        available_nums = num_range - set(int(cell) for row in state for cell in row if cell != 'x')
                        for num in available_nums:
                            # Generate the new state
                            new_state = [list(row) for row in state]
                            new_state[i][j] = str(num)
                            new_state = tuple(tuple(row) for row in new_state)
                            # The cost so far is the sum of
                            # the numbers in the grid, as the task is to minimize the sum of all of the numbers in the grid
                            new_cost = g + num
                            # If the new state is unvisited or we found a
                            # new path with a lower cost to arrive at this state, add it to the queue of un-visited states
```

The GPT4's implementation of the A* algorithm continues on the next page.

Continuation of GPT4's implementation:

```

        if new_state not in visited_costs or new_cost < visited_costs[new_state]:
            visited_costs[new_state] = new_cost
            heapq.heappush(queue, (
                new_cost + heuristic(new_state, goal_sums), new_cost, actions + [(i, j, num)], new_state))
            # Stop searching
            for 'x's after the first 'x' is found and all possible actions from it are generated
            break
        else:
            continue
        break
    return None

def heuristic(state, goal_sums):
    # An admissible
    # and consistent heuristic for this problem is the sum of the absolute differences
    # between the current sums and the goal sums of the specified row, column, and diagonal
    # The heuristic relaxes the constraints that each number in the grid
    # must be unique and that the sum of all of the numbers in the grid must be minimized; ie
    # It presumes we can add or subtract any amount to the current sums to reach the goal sums
    # Thus the heuristic
    # reports a lower estimate on the cost of reaching the goal state and is admissible
    # The heuristic is consistent because the estimated cost from the current state
    # to the goal can never be greater than the sum of cost from the current node to a successor
    # node plus the estimated cost from the successor node to the goal because the cost
    # of reaching a successor node is the number added to the grid, which is always greater than
    # or equal to 1, the decrease in the absolute difference between the current and goal sums
    h = 0
    if any(cell == 'x' for row in state for cell in row):
        h += abs(sum(int(cell) for cell in state[1] if cell != 'x') - goal_sums['row1'])
        h += abs(sum(int(state[i][1]) for i in range(3) if state[i][1] != 'x') - goal_sums['col1'])
        h += abs(sum(int(state[i][2-i]) for i in range(3) if state[i][2-i] != 'x') - goal_sums['diag'])
    return h

print(a_star())

```

Table 18: The A* algorithm was generated by GPT4 using the MSMT A* approach. GPT4's first attempt at implementing the A* algorithm for the first instance of the magic_square problem type passed the unit tests.

magic_square instance (diff_sorted_id: 34): In the magic square problem, a 3x3 grid is filled with unique integers ranging from 40 to 89. Some numbers are already given, while others are unknown and represented as 'x'. Sum of column 1 (counting from 0) must be 183, and sum of row 1 must be 194. Also, the sum of the numbers in the diagonal from the top right to the bottom left corner of the grid should equal 161. The goal is to find unique integers (ie each number can be in the final grid only once) in the given range to replace with 'x's in the grid below such that the sum of the specified rows, columns, and diagonal equals the given amounts and the sum of all of the numbers in the grid is as low as possible. The solution should be provided as a list of tuples in Python syntax. Each tuple should contain three numbers for each 'x' position: the row index, the column index (both starting from 0), and the value of the unique integer replaced with 'x' at that position. \n\nGrid:\n[['x' 'x' 'x']\n ['x' 'x' 'x']\n ['40' 'x' '71']]

'initialize' function generated by GPT4 for the problem above in the second stage of the MSMT approach

```

def initialize():
    # Define the initial state of the grid, the goal sums of the specified
    # row, column, and diagonal, and the range of unique integers that can be used to replace 'x's
    initial_state = (('x', 'x', 'x'), ('x', 'x', 'x'), ('40', 'x', '71'))
    goal_sums = {'row1': 194, 'col1': 183, 'diag': 161}
    num_range = set(range(40, 90))
    # Initialize a dictionary to store the cost of reaching each visited state
    visited_costs = {}
    visited_costs[initial_state] = 0
    # Initialize a priority queue of states
    # not yet visited, with the initial state as the first element. The priority of each element
    # is the cost to reach that state (g) + the estimate remaining cost (h) to reach the goal
    # Record the actions
    # required to get to each state in a list; no actions performed to reach the initial state
    queue = [(0, 0, [], initial_state)]
    return initial_state, goal_sums, num_range, visited_costs, queue

```

Table 19: GPT4 successfully generated a correct (but non-optimal) solution for this magic_square problem instance using MSMT A* approach. Prompting GPT4 with all other four code and text-based prompting methods resulted in infeasible solutions.

Consecutive Grid

consecutive_grid instance (diff_sorted_id: 13): We have a 3x3 numerical grid, with numbers ranging from 21 to 59 (21 included in the range but 59 is not included). The numbers in each row and column must be strictly increasing or decreasing. This means that either first > second > third or first < second < third in each row and column. If a grid cell is marked with an 'x', the number in that position is hidden. The objective is to replace the 'x's with unique integers from the given range, ensuring that each number only appears once in the grid. The replacements must maintain the consecutive order in each row and column. Additionally, the sum of the numbers in the topmost row plus the numbers in the rightmost column plus the numbers in the diagonal connecting the top-left corner of the grid to its bottom-right corner should be minimized. The solution should be given as a list of tuples in Python syntax. Each tuple should represent the replacement of a number with an 'x' number and contain three elements: the row index of the 'x', the column index of the 'x' (both starting from 0), and the value of the number that replaces the 'x'. The initial state of the grid is as follows: \n\nGrid:\n [['29' '45' 'x']\n ['x' 'x' 'x']\n ['x' '43' '34']]

A* algorithm generated by GPT4 for the problem above using A* MSMT approach that passed the unit tests:

```
import heapq
import numpy as np

def initialize():
    # Define the initial state of the grid, as a 2d tuple
    initial_state = (('29', '45', 'x'), ('x', 'x', 'x'), ('x', '43', '34'))
    # Define the range of numbers that can be used to replace 'x'
    num_range = set(range(21, 59))
    # Define the dimensions of the grid
    num_rows = 3
    num_cols = 3
    # Initialize a dictionary to store the cost of reaching each visited state
    visited_costs = {}
    visited_costs[initial_state] = 0
    # Initialize a priority queue
    # of states not yet visited, with the initial state as the first element. The priority of each
    # element is the cost to reach that state (g) + the estimate remaining cost (h) to reach the goal
    # Record the actions
    # required to get to each state in a list; no actions performed to reach the initial state
    queue = [(0, 0, [], initial_state)]
    return initial_state, num_range, num_rows, num_cols, visited_costs, queue

def a_star():
    # The initialize function initializes and returns the visited_costs
    # dictionary and the priority queue and encodes all of the variables given in the problem
    # (ie the initial state of the grid, the range of numbers, and the dimensions of the grid)
    initial_state, num_range, num_rows, num_cols, visited_costs, queue = initialize()
    # While there are un-visited states
    while queue:
        # Pop
        the_state_with_the_lowest_sum_of_the_cost_so_far_and_estimated_cost_to_the_goal_from_the_queue = heapq.heappop(queue)
        _, g, actions, state = the_state_with_the_lowest_sum_of_the_cost_so_far_and_estimated_cost_to_the_goal_from_the_queue

        # If the current state does not have any 'x's, ie all the numbers have been filled in, and the
        # numbers in each row and column are consecutive, return the actions taken to reach this state
        if all(all(cell != 'x' for cell in row) for row in state) and all(all(int(row[i]) < int(row[i + 1]) for i in range(len(row) - 1)) or all(
            int(row[i]) > int(row[i + 1]) for i in range(len(row) - 1)) for row in state) and all(all(int(
            state[i][col]) < int(state[i + 1][col]) for i in range(len(state) - 1)) or all(int(state[i][col]) > int(state[i + 1][col]) for i in range(len(state) - 1)) for col in range(len(state[0]))):
            return actions

        # If the state has at least 1 remaining unknown number, ie 'x', generate all possible actions
        # from the current state, which includes replacing the next x in the grid with any of available
        # unique integers (all numbers in the range - numbers present in the current state) in the range
        if any('x' in row for row in state):
            # Find the next 'x' in the grid
            for row_ind in range(num_rows):
                for col_ind in range(num_cols):
                    if state[row_ind][col_ind] == 'x':
                        # Generate all possible actions from the current
                        # state, which includes replacing the 'x' with any of the available unique integers in the range
                        for num in num_range - set(cell for row in state for cell in row if cell != 'x'):
                            # Generate the new state
                            new_state = [list(row[:]) for row in state]
                            new_state[row_ind][col_ind] = num
                            new_state = tuple(tuple(row) for row in new_state)

                            # The cost so far is the sum of the numbers in the topmost row, the rightmost
                            # column, and the diagonal from the top-left corner to the bottom-right corner of the grid
```

The GPT4's implementation of the A* algorithm continues on the next page.

Continuation of GPT4's implementation:

```

        new_cost = sum(int(cell) for cell in new_state[0])
        if cell != 'x') + sum(int(new_state[i][-1]) for i in range(num_rows) if new_state[i][-1]
        != 'x') + sum(int(new_state[i][i]) for i in range(num_rows) if new_state[i][i] != 'x')
        # If the new state is unvisited or we found a new
        path with a lower cost to reach this state, add it to the queue of not-yet-visited states
        if new_state not in visited_costs or new_cost < visited_costs[new_state]:
            visited_costs[new_state] = new_cost
            heapq.heappush(queue, (new_cost
            + heuristic(new_state), new_cost, actions + [(row_ind, col_ind, num)], new_state))

        # Once we have generated all possible actions from the current state, break the loop
        break
    else:
        continue
    break
return None

def heuristic(state):
    # An admissible and consistent heuristic for this problem is
    # the sum of the minimum remaining numbers that can be used to replace the 'x's in the grid
    # This heuristic is admissible
    # because it never overestimates the cost to reach the goal, as the minimum remaining
    # numbers are always less than or equal to the actual numbers that will replace the 'x's
    # The heuristic is consistent
    # because the estimated cost from the current state to the goal can never be greater
    # than the sum of cost from the current node to a successor node plus the estimated cost
    # from the successor node to the goal because the cost of replacing an 'x' with a number is
    # the number itself, which is always greater than or equal to the minimum remaining number
    return sum(sorted(set(range(21, 59)) - set(int(cell) for row in state for cell in row)))

print(a_star())

```

Table 20: The A* algorithm was generated by GPT4 using the MSMT A* approach. GPT4's 13-th attempt at implementing the A* algorithm for consecutive_grid problem type passed the unit tests.

consecutive_grid instance (diff_sorted_id: 43): We have a 3x3 numerical grid, with numbers ranging from 7 to 60 (7 included in the range but 60 is not included). The numbers in each row and column must be strictly increasing or decreasing. This means that either first > second > third or first < second < third in each row and column. If a grid cell is marked with an 'x', the number in that position is hidden. The objective is to replace the 'x's with unique integers from the given range, ensuring that each number only appears once in the grid. The replacements must maintain the consecutive order in each row and column. Additionally, the sum of the numbers in the topmost row plus the numbers in the rightmost column plus the numbers in the diagonal connecting the top-left corner of the grid to its bottom-right corner should be minimized. The solution should be given as a list of tuples in Python syntax. Each tuple should represent the replacement of a number with an 'x' number and contain three elements: the row index of the 'x', the column index of the 'x' (both starting from 0), and the value of the number that replaces the 'x'. The initial state of the grid is as follows: \n\nGrid:\n [['13' 'x' 'x']\n ['x' 'x' '27']\n ['x' '26' 'x']]

'initialize' function generated by GPT4 for the problem above in the second stage of the MSMT approach

```

def initialize():
    # Define the initial state of the grid, as a 2d tuple
    initial_state = (('13', 'x', 'x'), ('x', 'x', '27'), ('x', '26', 'x'))
    # Define the range of numbers that can be used to replace 'x'
    num_range = set(range(7, 60))
    # Define the dimensions of the grid
    num_rows = 3
    num_cols = 3
    # Initialize a dictionary to store the cost of reaching each visited state
    visited_costs = {}
    visited_costs[initial_state] = 0
    # Initialize a priority queue of states
    # not yet visited, with the initial state as the first element. The priority of each element
    # is the cost to reach that state (g) + the estimate remaining cost (h) to reach the goal
    # Record the actions
    required_to_get_to_each_state_in_a_list; no actions performed to reach the initial state
    queue = [(0, 0, [], initial_state)]
    return initial_state, num_range, num_rows, num_cols, visited_costs, queue

```

Table 21: GPT4 successfully generated an optimal and correct solution for this consecutive_grid problem instance using MSMT A* approach. Prompting GPT4 with all other four code and text-based prompting methods resulted in infeasible solutions.

Traffic

traffic instance (diff_sorted_id: 1): Using the provided matrix map of a city, where numbers represent travel time in minutes (all numbers are positive integers) and 'x' marks closed workshops, find the quickest route for Ben to travel from his current workshop at index (5, 7) to his destination workshop at index (2, 1), indexing from 0. Ben's car can move north, south, east, or west from a given crossroad, provided there's no x in that direction. Also, there are 3 districts in the city with district 1 covering rows 0 to 2, district 2 covering rows 3 to 4, and district 3 covering rows 5 to 8. Ben has to visit at least 1 workshop in each district on his path to the destination. The roads are bidirectional. The answer should be a list of tuples (in Python syntax) indicating the index of workshops on Ben's path. The start and end workshops must be included in the path.\n[13 x x 3 10 20 3 x 5]\n[x x x x 20 16 x x 17]\n[3 14 18 8 1 20 14 x 7]\n[13 3 6 10 7 4 6 6 1]\n[10 12 2 x 11 x 10 8 11]\n[x x x 11 6 18 13 20 17]\n[x x 16 x 4 17 7 10 15]\n[x 7 16 6 19 4 7 x x]\n[x 11 18 x x x 3 8 x]

A* algorithm generated by GPT4 for the problem above using A* MSMT approach that passed the unit tests:

```
import heapq

def initialize():
    # Define the initial state and the goal state of the problem, represented as tuples
    initial_state = (5, 7)
    goal_state = (2, 1)
    # Encoding other variables given in the problem statement
    num_rows = 9
    num_cols = 9
    matrix = [[13, 'x', 'x', 3, 10, 20, 3, 'x', 5], ['x', 'x', 'x', 'x',
        20, 16, 'x', 'x', 17], [3, 14, 18, 8, 1, 20, 14, 'x', 7], [13, 3, 6, 10, 7, 4, 6, 6, 1], [10,
        12, 2, 'x', 11, 'x', 10, 8, 11], ['x', 'x', 'x', 'x', 11, 6, 18, 13, 20, 17], ['x', 'x', 16, 'x', 4,
        17, 7, 10, 15], ['x', 7, 16, 6, 19, 4, 7, 'x', 'x'], ['x', 11, 18, 'x', 'x', 'x', 3, 8, 'x']]
    districts = {1: range(0, 3), 2: range(3, 5), 3: range(5, 9)}
    # Initialize a dictionary to store the cost of reaching each visited state
    visited_costs = {}
    visited_costs[initial_state] = 0
    # Initialize a priority queue of states
    not yet visited, with the initial state as the first element. The priority of each element
    is the cost to reach that state (g) + the estimate remaining cost (h) to reach the goal
    # Record the actions
    required to get to each state in a list; no actions performed to reach the initial state
    queue = [(0, 0, [], initial_state, {1: False, 2: False, 3: True})]
    return initial_state, goal_state, num_rows, num_cols, matrix, districts, visited_costs, queue

def a_star():
    initial_state, goal_state, num_rows, num_cols, matrix, districts, visited_costs, queue = initialize()
    while queue:
        _, g, actions, state, visited_districts = heapq.heappop(queue)
        # Check if the current state is the goal state
        if state == goal_state and all(visited_districts.values()):
            return actions
        # Generate all possible
        actions from the current state, which includes moving to any of the 4 neighboring cells
        for d_row, d_col in [(0, -1), (0, 1), (1, 0), (-1, 0)]:
            new_row, new_col = state[0] + d_row, state[1] + d_col
            # Check if the new state would be valid, ie if the coordinate of the
            cell to move to is a valid coordinate within the bounds of the matrix and the cell is not 'x'

            if 0 <= new_row < num_rows and 0 <= new_col < num_cols and matrix[new_row][new_col] != 'x':
                # Generate the new state
                new_state = (new_row, new_col)
                # The cost
                so far is the sum of the travel times, as our objective is to minimize the total travel time
                new_cost = g + matrix[new_row][new_col]
                # Update the visited districts
                new_visited_districts = visited_districts.copy()
                for district, rows in districts.items():
                    if new_row in rows:
                        new_visited_districts[district] = True
                # If the new state is unvisited or we found a
                new path with a lower cost to reach this state, add it to the queue of not-yet-visited states
                if new_state not in visited_costs or new_cost < visited_costs[new_state]:
                    visited_costs[new_state] = new_cost
                    heapq.heappush(queue, (g + heuristic
                        (new_state, goal_state), new_cost, actions + [new_state], new_state, new_visited_districts))
    return None
```

The GPT4's implementation of the A* algorithm continues on the next page.

Continuation of GPT4's implementation:

```
def heuristic(state, goal):
    # An admissible and consistent heuristic is
    # the Manhattan distance (the shortest path) of the current position from the goal position
    # The heuristic relaxes the constraint that a cell can only be moved to if it's not '
    # x' and presumes we can move to the goal position by moving to any of the neighboring cells
    # Thus
    # the heuristic reports a lower estimate on the cost to reach goal state and is admissible
    # The heuristic is consistent because the cost of moving to a
    # neighboring coordinate is always greater than or equal to 1, which is exactly the decrease
    # in the Manhattan distance, if the cell is moved toward its goal position, otherwise
    # the estimated cost of the successor node is the same or higher, and the heuristic estimate
    # for the goal state is 0, as the distance of the goal position from itself would be 0.
    h = abs(state[0] - goal[0]) + abs(state[1] - goal[1])
    return h

print(a_star())
```

Table 22: The A* algorithm was generated by GPT4 using the MSMT A* approach. GPT4's first implementation of the A* algorithm for traffic problem type passed the unit tests.

traffic instance (diff_sorted_id: 104): Using the provided matrix map of a city, where numbers represent travel time in minutes (all numbers are positive integers) and 'x' marks closed workshops, find the quickest route for Ben to travel from his current workshop at index (7, 2) to his destination workshop at index (4, 14), indexing from 0. Ben's car can move north, south, east, or west from a given crossroad, provided there's no x in that direction. Also, there are 3 districts in the city with district 1 covering rows 0 to 4, district 2 covering rows 5 to 8, and district 3 covering rows 9 to 14. Ben has to visit at least 1 workshop in each district on his path to the destination. The roads are bidirectional. The answer should be a list of tuples (in Python syntax) indicating the index of workshops on Ben's path. The start and end workshops must be included in the path. \n[x x 7 18 11 4 9 x 15 x x x 1 x x]\n[x x 14 x 10 x x x 8 x x 16 1 x x]\n[17 17 x x x x 7 6 12 x x x 7 x]\n[x x x x 10 x x 18 1 11 4 x 13 10 16]\n[x x x 12 1 x x x 2 7 1 x 2 x 5]\n[x x 8 x 12 x x 5 17 x 2 x 4 10 18]\n[x x 4 19 1 x 18 7 x 10 3 x 19 16 19]\n[6 12 15 16 5 9 16 18 10 15 5 x 5 14 x]\n[x 16 8 17 12 11 16 8 9 9 7 4 5 20 3]\n[19 17 15 x x 17 x 3 2 2 11 7 8 16 1]\n[13 4 17 x x x x 5 x 18 16 15 19 4 x]\n[11 x x x 12 x x x x x 19 x x]\n[18 x x x 9 19 x 16 6 x 9 3 16 15 x]\n[x x x 10 x x 4 3 x 3 x 16 18 x 12]\n[x 13 x x x x 10 5 x 17 x x 7 x]

'initialize' function generated by GPT4 for the problem above in the second stage of the MSMT approach

```
def initialize():
    # Define the initial state and the goal state of the problem, represented as tuples
    initial_state = (7, 2)
    goal_state = (4, 14)

    # Encoding other variables given in the problem statement
    num_rows = 15
    num_cols = 15
    matrix = [[['x', 'x', 7, 18, 11, 4, 9, 'x', 15, 'x', 'x', 'x', 1, 'x',
                'x'], ['x', 'x', 14, 'x', 10, 'x', 'x', 'x', 8, 'x', 'x', 'x', 16, 1, 'x', 'x'], [17, 17, 'x',
                'x', 'x', 'x', 7, 6, 12, 'x', 'x', 'x', 7, 'x'], ['x', 'x', 'x', 'x', 10, 'x', 'x', 18,
                1, 11, 4, 'x', 13, 10, 16], ['x', 'x', 'x', 12, 1, 'x', 'x', 'x', 2, 7, 1, 'x', 2, 'x', 5],
                ['x', 'x', 8, 'x', 12, 'x', 'x', 5, 17, 'x', 2, 'x', 4, 10, 18], ['x', 'x', 4, 19, 1, 'x',
                18, 7, 'x', 10, 3, 'x', 19, 16, 19], [6, 12, 15, 16, 5, 9, 16, 18, 10, 15, 5, 'x', 5, 14,
                'x'], ['x', 16, 8, 17, 12, 11, 16, 8, 9, 9, 7, 4, 5, 20, 3], [19, 17, 15, 'x', 'x', 17, 'x',
                3, 2, 2, 11, 7, 8, 16, 1], [13, 4, 17, 'x', 'x', 'x', 'x', 5, 'x', 18, 16, 15, 19, 4, 'x'],
                [11, 'x', 'x', 'x', 'x', 12, 'x', 'x', 'x', 'x', 'x', 'x', 19, 'x', 'x'], [18, 'x', 'x',
                'x', 9, 19, 'x', 16, 6, 'x', 9, 3, 16, 15, 'x'], ['x', 'x', 'x', 10, 'x', 'x', 4, 3, 'x', 3,
                'x', 16, 18, 12], ['x', 13, 'x', 'x', 'x', 'x', 'x', 10, 5, 'x', 17, 'x', 'x', 7, 'x']]
    districts = {1: range(0, 5), 2: range(5, 9), 3: range(9, 15)}

    # Initialize a dictionary to store the cost of reaching each visited state
    visited_costs = {}
    visited_costs[initial_state] = 0

    # Initialize a priority queue of states
    # not yet visited, with the initial state as the first element. The priority of each element
    # is the cost to reach that state (g) + the estimate remaining cost (h) to reach the goal
    # Record the actions
    required_to_get_to_each_state_in_a_list; no actions performed to reach the initial state
    queue = [(0, 0, [initial_state], initial_state, {1: False, 2: True, 3: False})]
    return initial_state, goal_state, num_rows, num_cols, matrix, districts, visited_costs, queue
```

Table 23: GPT4 successfully generated an optimal and correct solution for this traffic problem instance using MSMT A* approach. Prompting GPT4 with A* results in a feasible but incorrect solution and all other three baseline code and text-based prompting methods resulted in infeasible solutions.

Trampoline Matrix

trampoline_matrix instance (diff_sorted_id: 4): Alex is at a trampoline park with a grid of mini trampolines, arranged in a square of 9x9. Some trampolines are broken and unusable. A map of the park is provided below, with 1 indicating a broken trampoline and 0 indicating a functional one. Alex can jump to any of the eight adjacent trampolines, as long as they are not broken. However, Alex must make exactly 3 diagonal jumps, no more, no less, on his path to his destination. He is currently on the trampoline at position (8, 1) (positions are counted from 0, left to right, top to bottom) and wants to reach the trampoline at position (0, 5). What is the shortest sequence of trampolines he should jump on to reach his destination (including the first and final trampolines)? The answer should be a list of tuples, in Python syntax, indicating the row and column of each trampoline Alex jumps on. \n0 0 1 0 0 0 0 1\n0 1 0 1 0 0 0 0\n1 1 1 1 1 1 0\n1 1 0 1 1 0 0 0\n1 0 1 0 1 0 1 1\n1 0 1 0 0 0 1 0\n0 1 0 0 1 1 0\n0 0 1 0 1 1 1\n1 0 0 1 1 0 0 1 1

A* algorithm generated by GPT4 for the problem above using A* MSMT approach that passed the unit tests:

```
import heapq

def initialize():
    # Define the initial state and the goal state of the problem, represented as tuples
    initial_state = (8, 1)
    goal_state = (0, 5)
    # Encoding other variables given in the problem statement
    num_rows = 9
    num_cols = 9
    park_map = [[0, 0, 1, 0, 0, 0, 0, 0, 1],[0, 1, 0, 1, 1, 0, 0, 0, 0],[1, 1, 1, 1, 1, 1, 0],[1, 1, 0, 1, 1, 0, 0, 0, 0],[1, 0, 1, 0, 1, 0, 1, 1, 1],[1, 0, 1, 0, 0, 0, 1, 0, 0, 1],[0, 1, 0, 0, 0, 1, 1, 0, 1, 0, 1],[0, 0, 1, 0, 1, 1, 1, 1, 1],[1, 0, 0, 1, 1, 0, 0, 1, 1]]
    diagonal_jumps = 3
    # Initialize a dictionary to store the cost of reaching each visited state
    visited_costs = {}
    visited_costs[(initial_state, diagonal_jumps)] = 0
    # Initialize a priority queue of states
    not_yet_visited, with the initial state as the first element. The priority of each element is the cost to reach that state (g) + the estimate remaining cost (h) to reach the goal
    # Record the actions
    required to get to each state in a list; no actions performed to reach the initial state
    queue = [(0, 0, [], (initial_state, diagonal_jumps))]
    return
    initial_state, goal_state, num_rows, num_cols, park_map, diagonal_jumps, visited_costs, queue

def a_star():
    # The initialize function initializes and returns the visited_costs
    dictionary and the priority queue and encodes all of the variables given in the problem (ie the initial and goal state, dimensions of the park, park map, and number of diagonal jumps)
    initial_state, goal_state, num_rows, num_cols, park_map, diagonal_jumps, visited_costs, queue = initialize()
    # While there are un-visited states
    while queue:
        # Pop the
        state with the lowest sum of the cost so far and estimated cost to the goal from the queue
        _, g, actions, (state, diagonal_jumps_left) = heapq.heappop(queue)
        # We can check if the
        current state is the goal state with a simple equality check, as the goal state is predefined
        if state == goal_state and diagonal_jumps_left == 0:
            return actions
        # Generate all valid actions
        from the current state, which includes jumping to any of the 8 neighboring trampolines
        # Generate the coordinates of the neighboring trampolines
        for d_row, d_col in [(0, -1), (0, 1), (1, 0), (-1, 0), (1, 1), (-1, -1), (1, -1), (-1, 1)]:
            new_row, new_col = state[0] + d_row, state[1] + d_col
            # Check if the jump is valid, ie if the coordinate of the trampoline to
            jump to is a valid coordinate within the bounds of the park and the trampoline is not broken
            if 0 <= new_row < num_rows and 0 <= new_col < num_cols and park_map[new_row][new_col] == 0:
                # The jump is valid, generate the new state
                new_state = (new_row, new_col)
                # The cost so far is the number of jumps
                made, as our objective is to minimize the number of jumps required to reach the goal state
                new_cost = g + 1
                # If the jump is diagonal, decrement the number of diagonal jumps left
                if d_row != 0 and d_col != 0:
                    new_diagonal_jumps_left = diagonal_jumps_left - 1
                else:
                    new_diagonal_jumps_left = diagonal_jumps_left
                # If the new state is unvisited or we found a
                new path with a lower cost to reach this state, add it to the queue of not-yet-visited states
```

The GPT4's implementation of the A* algorithm continues on the next page.

Continuation of GPT4's implementation:

```

        if (new_state, new_diagonal_jumps_left
            ) not in visited_costs or new_cost < visited_costs[(new_state, new_diagonal_jumps_left)]:
            visited_costs[(new_state, new_diagonal_jumps_left)] = new_cost
            heapq.heappush(queue, (new_cost + heuristic(new_state
                , goal_state), new_cost, actions + [new_state], (new_state, new_diagonal_jumps_left)))
        return None

def heuristic(state, goal):
    # An admissible and consistent heuristic is
    # the Manhattan distance (the shortest path) of the current position from the goal position
    # The
    # heuristic relaxes the constraint that Alex must make exactly 3 diagonal jumps and presumes
    # Alex can move to the goal position by jumping to any of the neighboring trampolines
    # Thus
    # the heuristic reports a lower estimate on the cost to reach goal state and is admissible
    # The heuristic is consistent because the cost of moving to a neighboring
    # coordinate is always 1, which is exactly the decrease in the Manhattan distance
    # , if Alex moves toward the goal position, otherwise the estimated cost of the successor
    # node is the same or higher, and he heuristic estimate for the goal state is 0, as
    # the distance of the current position from the goal position would be 0 in the goal state.
    h = abs(state[0] - goal[0]) + abs(state[1] - goal[1])
    return h

print(a_star())

```

Table 24: The A* algorithm was generated by GPT4 using the MSMT A* approach. GPT4's fourth implementation of the A* algorithm for trampoline_matrix problem type passed the unit tests.

trampoline_matrix instance (diff_sorted_id: 102): Alex is at a trampoline park with a grid of mini trampolines, arranged in a square of 15x15. Some trampolines are broken and unusable. A map of the park is provided below, with 1 indicating a broken trampoline and 0 indicating a functional one. Alex can jump to any of the eight adjacent trampolines, as long as they are not broken. However, Alex must make exactly 5 diagonal jumps, no more, no less, on his path to his destination. He is currently on the trampoline at position (14, 13) (positions are counted from 0, left to right, top to bottom) and wants to reach the trampoline at position (2, 5). What is the shortest sequence of trampolines he should jump on to reach his destination (including the first and final trampolines)? The answer should be a list of tuples, in Python syntax, indicating the row and column of each trampoline Alex jumps on. \n1 0 1 1 1 0 0 0 1 0 1 0 1 0 0 1 0 0 1 0 0 0 0 1 0 1 1 1 0 0 0 0 0 1 1 0 0 1 1 1 1 0 0 1 1 0 1 1 1 1 0 0 0 0 0 0 0 0 0 0 0 0 0 1 0 1 0 1 1 1 0 1 1 0 1 0 0 1 1 0 0 1 1 0 0 1 0 0 1 0 0 1 1 1 1 1 0 1 0 0 1 1 0 0 0 0 0 0 1 0 0 1 1 0 0 0 0 0 0 1 1 1 1 0 0 0 1 1 1 1 0 0 0 1 1 0 0 0 0 0 0 1 1 1 1 0 0 0 1 1 0 0 1 1 0 1 1 0 1 0 1 1 0 0 1 1 1 0 0 1 1 0 0 1 0 0 1 0 0 1 1 1 1 1 0 1 0 0 1 1 0 0 0 0 0 0 1 0 0 1 1 0 0 0 0 0 0 1 1 1 1 0 0 0 1 1 0 0 0 1 1 0 0 1 1 0 1 1 0 1 0 1

'initialize' function generated by GPT4 for the problem above in the second stage of the MSMT approach

```

def initialize():
    # Define the initial state and the goal state of the problem, represented as tuples
    initial_state = (14, 13)
    goal_state = (2, 5)
    # Encoding other variables given in the problem statement
    num_rows = 15
    num_cols = 15
    park_map = [[1, 1, 0, 1, 1, 1, 0, 0, 0, 1, 0, 1, 0, 1, 0], [0,
        1, 0, 0, 1, 0, 0, 0, 0, 1, 0, 1, 1, 1, 0], [1, 1, 1, 0, 1, 0, 0, 0, 0, 0, 1, 1, 0, 0, 1], [1,
        1, 1, 1, 0, 0, 1, 1, 0, 1, 1, 1, 1, 0, 0], [1, 1, 0, 0, 1, 0, 0, 0, 0, 0, 0, 0, 0, 0, 0], [1,
        0, 1, 0, 1, 1, 1, 0, 1, 1, 0, 1, 0, 0, 1], [1, 1, 0, 0, 0, 0, 0, 0, 0, 1, 0, 0, 1, 0, 1], [0,
        1, 1, 1, 1, 1, 0, 0, 1, 1, 0, 1, 0, 1, 1], [0, 0, 1, 1, 1, 0, 0, 1, 1, 0, 0, 1, 0, 0, 1], [1,
        1, 1, 1, 1, 0, 1, 0, 0, 1, 1, 0, 0, 0, 0], [1, 0, 0, 1, 0, 1, 1, 0, 0, 0, 1, 1, 1, 0, 0], [0,
        0, 0, 1, 0, 0, 1, 1, 0, 1, 0, 0, 0, 0, 0], [0, 1, 1, 1, 1, 0, 0, 0, 1, 1, 1, 0, 0, 0, 0], [1,
        1, 1, 1, 1, 1, 0, 0, 0, 1, 1, 0, 0, 0, 0], [1, 1, 1, 0, 0, 1, 1, 0, 1, 1, 0, 1, 0, 1, 1]]
    diagonal_jumps = 5
    # Initialize a dictionary to store the cost of reaching each visited state
    visited_costs = {}
    visited_costs[(initial_state, diagonal_jumps)] = 0
    # Initialize a priority queue of states
    # not yet visited, with the initial state as the first element. The priority of each element
    # is the cost to reach that state (g) + the estimate remaining cost (h) to reach the goal
    # Record the actions
    # required to get to each state in a list; no actions performed to reach the initial state
    queue = [(0, 0, [initial_state], (initial_state, diagonal_jumps))]
    return
    initial_state, goal_state, num_rows, num_cols, park_map, diagonal_jumps, visited_costs, queue

```

Table 25: GPT4 successfully generated a correct (but non-optimal) solution for this trampoline_matrix problem instance using MSMT A* approach. Prompting GPT4 with A* results in a feasible but incorrect solution and all other three baseline code and text-based prompting methods resulted in infeasible solutions.

City Directed Graph

city_directed_graph instance (diff_sorted_id: 5): We have a map of cities, each represented by a letter, and they are connected by one-way roads. The adjacency matrix below shows the connections between the cities. Each row and column represents a city, and a '1' signifies a direct road from the city of the row to the city of the column. The travel time between any two directly connected cities is the same. Currently, we are located in city 'H'. Our task is to visit city Z and city K exactly twice. Determine the quickest route that allows us to visit both these destination cities, ensuring that we stop at the two destinations twice on our path. The sequence in which we visit the destination cities is not important. However, apart from K and Z, we can only visit each city once on our path. Provide the solution as a list of the city names on our path, including the start, in Python syntax.\n\n K B Z S X H O E U V \nK 0 0 1 1 0 0 1 1 0 1 \nB 0 0 0 0 0 0 1 0 1 \nZ 0 1 0 1 0 1 1 0 0 1 \nS 0 1 1 0 1 0 0 0 0 0 \nX 1 1 0 0 0 0 0 0 0 1 \nH 0 0 0 1 0 0 1 0 1 0 \nO 0 0 1 1 1 0 0 0 0 0 \nE 1 0 0 0 0 1 0 0 1 \nU 0 0 0 0 0 0 1 0 0 0 \nV 0 0 0 0 1 0 0 0 0 0 \n

A* algorithm generated by GPT4 for the problem above using A* MSMT approach that passed the unit tests:

```
import heapq

def initialize():
    # Define the initial state and the goal state of the puzzle, represented as 3x3 tuples
    initial_state = 'H'
    goal_state = ['K', 'K', 'Z', 'Z']
    # Encoding other variables given in the problem statement
    adjacency_matrix = [[0, 0, 1, 1, 0, 0, 1, 1, 0, 1], [0,
        0, 0, 0, 0, 0, 1, 0, 1], [0, 1, 0, 1, 0, 1, 1, 0, 0, 1], [0, 1, 1, 0, 1, 0, 0, 0, 0, 0], [1,
        1, 0, 0, 0, 0, 0, 0, 0, 1], [0, 0, 0, 1, 0, 0, 1, 0, 1, 0], [0, 0, 1, 1, 1, 0, 0, 0, 0, 0], [1,
        0, 0, 0, 0, 0, 1, 0, 0, 1], [0, 0, 0, 0, 0, 0, 0, 1, 0, 0, 0], [0, 0, 0, 0, 1, 0, 0, 0, 0, 0]]
    cities = ['K', 'B', 'Z', 'S', 'X', 'H', 'O', 'E', 'U', 'V']
    # Initialize a dictionary to store the cost of reaching each visited state
    visited_costs = {}
    visited_costs[(initial_state, tuple(goal_state))] = 0
    # Initialize a priority queue of states
    # not yet visited, with the initial state as the first element. The priority of each element
    # is the cost to reach that state (g) + the estimate remaining cost (h) to reach the goal
    # Record the actions
    # required to get to each state in a list; no actions performed to reach the initial state
    queue = [(0, 0, [], (initial_state, tuple(goal_state)))]
    return initial_state, goal_state, adjacency_matrix, cities, visited_costs, queue

def a_star():
    # The initialize function initializes and
    # returns the visited_costs dictionary and the priority queue and encodes all of the variables
    # given in the problem (ie the initial and goal board and dimensions of the puzzle board)
    initial_state, goal_state, adjacency_matrix, cities, visited_costs, queue = initialize()
    # While there are un-visited states
    while queue:
        # Pop the
        # state with the lowest sum of the cost so far and estimated cost to the goal from the queue
        _, g, actions, state = heapq.heappop(queue)
        current_city, remaining_cities = state
        # We can check if the
        # current state is the goal state with a simple equality check, as the goal state is predefined
        if not remaining_cities:
            return actions
        # Generate all valid actions from
        # the current state, which includes moving to any of the cities connected to the current city
        for i in range(len(cities)):
            if adjacency_matrix[cities.index(current_city)][i] == 1:
                next_city = cities[i]

                # Check if the next city is a destination city and we have not visited it twice already
                if next_city in remaining_cities:
                    new_remaining_cities = list(remaining_cities)
                    new_remaining_cities.remove(next_city)
                    new_state = (next_city, tuple(new_remaining_cities))
                    new_cost = g + 1
                    if new_state not in visited_costs or new_cost < visited_costs[new_state]:
                        visited_costs[new_state] = new_cost
                        heapq.heappush(queue,
                            (new_cost + heuristic(new_state, goal_state), new_cost, actions + [next_city], new_state))
```

The GPT4's implementation of the A* algorithm continues on the next page.

Continuation of GPT4's implementation:

```

# If the
next_city is not a destination city and we have not visited it before, we can move to it
elif next_city not in actions:
    new_state = (next_city, remaining_cities)
    new_cost = g + 1
    if new_state not in visited_costs or new_cost < visited_costs[new_state]:
        visited_costs[new_state] = new_cost
        heapq.heappush(queue,
            (new_cost + heuristic(new_state, goal_state), new_cost, actions + [next_city], new_state))
return None

def heuristic(state, goal_state):
    # An admissible and consistent heuristic is the number of remaining cities to visit
    # The heuristic
    relaxes the constraint that we can only move to cities connected to the current city
    and presumes we can move to any of the remaining cities directly from the current city
    # Thus
    the heuristic reports a lower estimate on the cost to reach goal state and is admissible
    # The heuristic is
    consistent because the cost of moving to a city is always 1, which is exactly the decrease
    in the number of remaining cities to visit, if the city is a destination city, otherwise
    the estimated cost of the successor node is the same or higher, and the heuristic estimate
    for the goal state is 0, as there are no remaining cities to visit in the goal state.
    return len(state[1])

print(a_star())

```

Table 26: The A* algorithm was generated by GPT4 using the MSMT A* approach. GPT4’s fifth implementation of the A* algorithm for city_directed_graph problem type passed the unit tests.

city_directed_graph instance (**diff_sorted_id**: 84): We have a map of cities, each represented by a letter, and they are connected by one-way roads. The adjacency matrix below shows the connections between the cities. Each row and column represents a city, and a '1' signifies a direct road from the city of the row to the city of the column. The travel time between any two directly connected cities is the same. Currently, we are located in city 'T'. Our task is to visit city H and city K exactly twice. Determine the quickest route that allows us to visit both these destination cities, ensuring that we stop at the two destinations twice on our path. The sequence in which we visit the destination cities is not important. However, apart from K and H, we can only visit each city once on our path. Provide the solution as a list of the city names on our path, including the start, in Python syntax.

```
FOLPYRQBTVAKSH\nF00011001000000\nO001010100100\nL1000110001110\nP00101001011000\nY00000001001010\nR00001011000010\nQ00010000000101\nB01100010010011\nT1000010010000\nV0000000010011\nA1100001110001\nK10011000101000\nS01000010111100\nH1001010000010
```

'initialize' function generated by GPT4 for the problem above in the second stage of the MSMT approach

```
def initialize():
    # Define the initial state and the goal state of the puzzle
    initial_state = ('T', ('K', 'K', 'H', 'H'))
    goal_state = []
    # Encoding other variables given in the problem statement
    adjacency_matrix = [[0, 0, 0, 1, 1, 0, 0, 1, 0, 0, 0, 0, 0, 0], [0, 0, 1, 0, 1,
        0, 1, 0, 1, 0, 0, 1, 0, 0], [1, 0, 0, 0, 0, 0, 1, 1, 0, 0, 0, 1, 1, 1, 0], [0, 0, 1, 0, 1, 0, 0,
        1, 0, 1, 1, 0, 0, 0], [0, 0, 0, 0, 0, 0, 0, 0, 1, 0, 0, 1, 0, 1, 0], [0, 0, 0, 0, 0, 1, 0,
        0, 0, 0, 0, 0, 1, 0, 1], [0, 0, 0, 1, 0, 0, 0, 0, 0, 0, 1, 0, 0, 1, 1], [0, 0, 0, 0, 0, 0, 0, 0, 0, 0, 0, 0, 1, 0, 0],
        [1, 0, 0, 0, 0, 0, 0, 1, 0, 0, 1, 0, 0, 0, 0], [0, 0, 0, 0, 0, 0, 0, 0, 0, 0, 0, 0, 0, 1, 0, 0],
        [1, 1, 1], [1, 1, 0, 0, 0, 0, 0, 1, 1, 1, 0, 0, 0, 1], [1, 0, 0, 1, 1, 0, 0, 0, 1, 0, 1, 0, 0, 0,
        0], [0, 1, 0, 0, 0, 0, 1, 0, 1, 1, 1, 1, 0, 0], [1, 0, 0, 1, 0, 1, 0, 0, 0, 0, 0, 0, 0, 1, 0]]
    cities = ['F', 'O', 'L', 'P', 'Y', 'R', 'Q', 'B', 'T', 'V', 'A', 'K', 'S', 'H']
    # Initialize a dictionary to store the cost of reaching each visited state
    visited_costs = {}
    visited_costs[initial_state] = 0
    # Initialize a priority queue of states
    not yet visited, with the initial state as the first element. The priority of each element
    is the cost to reach that state (g) + the estimate remaining cost (h) to reach the goal
    # Record the actions
    required to get to each state in a list; no actions performed to reach the initial state
    queue = [(0, 0, [initial_state[0]], initial_state)]
    return initial_state, goal_state, adjacency_matrix, cities, visited_costs, queue
```

Table 27: GPT4 successfully generated an optimal solution for this city_directed_graph problem instance using MSMT A* approach. Prompting GPT4 with all other four code and text-based methods resulted in infeasible solutions.

H Prompts

In this section, we provide the complete in-context examples and instructions given to the LLMs in each of the five prompting methods used in our experiments. Additionally, we present GPT4's generated response for a pathfinding problem using each of these five prompts.

0_shot text

<p>0_shot text prompt: Solve the problem below step-by-step, using only text. The solution should be presented right after the phrase <code>/answer_list/</code>. Ensure there is no text following the reported solution. The solution should be formatted as a Python list, and each element in the list should be of the data type specified in the problem.</p>
<p>problem statement (city_directed_graph instance 8): We have a map of cities, each represented by a letter, and they are connected by one-way roads. The adjacency matrix below shows the connections between the cities. Each row and column represents a city, and a '1' signifies a direct road from the city of the row to the city of the column. The travel time between any two directly connected cities is the same. Currently, we are located in city 'U'. Our task is to visit city A and city X exactly twice. Determine the quickest route that allows us to visit both these destination cities, ensuring that we stop at the two destinations twice on our path. The sequence in which we visit the destination cities is not important. However, apart from X and A, we can only visit each city once on our path. Provide the solution as a list of the city names on our path, including the start, in Python syntax. <code>\n\n Y O Q X K R A U M L \nY 0 1 0 0 1 1 1 1 1 \nO 0 0 0 0 0 0 1 0 0 0 \nQ 1 0 0 1 0 1 0 0 1 0 \nX 1 0 1 0 0 1 0 0 1 1 \nK 0 1 0 1 0 0 1 0 0 0 \nR 0 0 0 0 1 0 0 0 0 0 \nA 0 0 0 1 0 1 0 0 1 1 \nU 0 0 0 0 0 0 0 0 0 1 \nM 0 0 1 0 0 0 0 0 0 0 \nL 0 1 0 0 0 0 0 0 0 0 \n</code></p>
<p>GPT4's generation: To solve this problem, we need to find the quickest route that allows us to visit both city A and city X twice, starting from city U. We can only visit each city once, except for city A and city X. From the adjacency matrix, we can see that city U is only directly connected to city L. So, we start our journey from city U to city L. From city L, we can only go to city O. So, our next stop is city O. From city O, we can only go to city A. So, our next stop is city A. This is our first visit to city A. From city A, we can go to either city X, city R, or city Y. But since we need to visit city X twice, we choose to go to city X next. This is our first visit to city X. From city X, we can go to either city Y, city Q, or city A. But since we need to visit city A twice, we choose to go to city A next. This is our second visit to city A. From city A, we can go to either city X, city R, or city Y. But since we need to visit city X twice, we choose to go to city X next. This is our second visit to city X. So, the quickest route that allows us to visit both city A and city X twice, starting from city U, is U -> L -> O -> A -> X -> A -> X. <code>/answer_list/ ['U', 'L', 'O', 'A', 'X', 'A', 'X']</code></p>
<p>LLM-solution extracted: <code>['U', 'L', 'O', 'A', 'X', 'A', 'X']</code> LLM-solution is not feasible</p>

Table 28: GPT4's solution for a city_directed_graph problem using 0_shot text prompting method.

4_shot CoT text

4_shot CoT text prompt: The objective is to solve the problems below step-by-step, using only text. The solution should be presented right after the phrase /answer_list/. Ensure there is no text following the reported solution. The solution should be formatted as a Python list, and each element in the list should be of the data type specified in the problem.

Examples:

In the 8-puzzle game, you are given a grid with numbered square tiles arranged randomly and one tile missing. The goal is to arrange the tiles in descending order by sliding them into the empty space. The tiles can move in 4 directions: left, right, up, and down. Given the initial state of the puzzle below, where the empty spot is represented as “_”, provide the shortest list of tiles that need to be swapped with the empty spot to achieve the goal state. The goal state is when all tiles are in descending order, with the largest number in the top left corner, and the empty spot is in the bottom right corner. The solution should be a list of numbers in Python format, where each number represents the number on the tile that the empty spot is swapped with at each turn.

Initial state of the puzzle: [[55, 43, 17], [97, 35, 9], [12, 25, '_']]

The goal state of the puzzle is [[97, 55, 43], [35, 25, 17], [12, 9, '_']].

To achieve this, we need to follow these steps:

1. Swap 9 with '_': [[55, 43, 17], [97, 35, '_'], [12, 25, 9]]
2. Swap 17 with '_': [[55, 43, '_'], [97, 35, 17], [12, 25, 9]]
3. Swap 43 with '_': [[55, '_ ', 43], [97, 35, 17], [12, 25, 9]]
4. Swap 55 with '_': [['_ ', 55, 43], [97, 35, 17], [12, 25, 9]]
5. Swap 97 with '_': [[97, 55, 43], ['_ ', 35, 17], [12, 25, 9]]
6. Swap 35 with '_': [[97, 55, 43], [35, '_ ', 17], [12, 25, 9]]
7. Swap 25 with '_': [[97, 55, 43], [35, 25, 17], [12, '_ ', 9]]
8. Swap 9 with '_': [[97, 55, 43], [35, 25, 17], [12, 9, '_ ']]

So, the list of tiles that need to be swapped with the empty spot to achieve the goal state is [9, 17, 43, 55, 97, 35, 25, 9].

The answer is /answer_list/[9, 17, 43, 55, 97, 35, 25, 9]

The game of 'Sort It' begins with 3 tubes, each filled with balls of different colors. The goal is to sort the balls by color, with each tube containing balls of only one color. Only one ball can be moved at a time, taken from the top of one tube and placed on top of another. All of the tubes have the same capacity of 6 balls. It is not allowed to place a ball in a tube that is already at capacity. The solution should be a list of tuples, each containing, first, the index of the tube from which a ball is taken and, second, the index of the tube to which it is moved, indexing from 0. Given the initial state of the tubes, represented by the lists below (with the leftmost item being the color of the topmost ball in each tube), what is the shortest list of move tuples that will result in all the balls being correctly sorted? [['Green', 'Red', 'Green', 'Red'], ['Blue', 'Blue', 'Red', 'Green'], ['Red', 'Blue', 'Green', 'Blue']]

The initial state of the tubes is:

Tube 0: ['Green', 'Red', 'Green', 'Red']

Tube 1: ['Blue', 'Blue', 'Red', 'Green']

Tube 2: ['Red', 'Blue', 'Green', 'Blue']

The goal is to sort the balls by color, with each tube containing balls of only one color. The moves are as follows:

1. Move 'Green' from Tube 0 to Tube 2: (0, 2) The state of the tubes now is:

Tube 0: ['Red', 'Green', 'Red'] Tube 1: ['Blue', 'Blue', 'Red', 'Green'] Tube 2: ['Green', 'Red', 'Blue', 'Green', 'Blue']

2. Move 'Red' from Tube 0 to Tube 1: (0, 1)

Tube 0: ['Green', 'Red'] Tube 1: ['Red', 'Blue', 'Blue', 'Red', 'Green'] Tube 2: ['Green', 'Red', 'Blue', 'Green', 'Blue']

3. Move 'Green' from Tube 0 to Tube 2: (0, 2)

Tube 0: ['Red'] Tube 1: ['Red', 'Blue', 'Blue', 'Red', 'Green'] Tube 2: ['Green', 'Green', 'Red', 'Blue', 'Green', 'Blue']

Continuation of the 4_shot CoT text:

4. Move 'Red' from Tube 1 to Tube 0: (1, 0)

Tube 0: ['Red', 'Red'] Tube 1: ['Blue', 'Blue', 'Red', 'Green'] Tube 2: ['Green', 'Green', 'Red', 'Blue', 'Green', 'Blue']

5. Move 'Green' from Tube 2 to Tube 1: (2, 1)

Tube 0: ['Red', 'Red'] Tube 1: ['Green', 'Blue', 'Blue', 'Red', 'Green'] Tube 2: ['Green', 'Red', 'Blue', 'Green', 'Blue']

6. Move 'Green' from Tube 2 to Tube 1: (2, 1)

Tube 0: ['Red', 'Red'] Tube 1: ['Green', 'Green', 'Blue', 'Blue', 'Red', 'Green'] Tube 2: ['Red', 'Blue', 'Green', 'Blue']

7. Move 'Red' from Tube 2 to Tube 1: (2, 0)

Tube 0: ['Red', 'Red', 'Red'] Tube 1: ['Green', 'Green', 'Blue', 'Blue', 'Red', 'Green'] Tube 2: ['Blue', 'Green', 'Blue']

8. Move 'Green' from Tube 1 to Tube 0: (1, 0)

Tube 0: ['Green', 'Red', 'Red', 'Red'] Tube 1: ['Green', 'Blue', 'Blue', 'Red', 'Green'] Tube 2: ['Blue', 'Green', 'Blue']

9. Move 'Green' from Tube 1 to Tube 0: (1, 0)

Tube 0: ['Green', 'Green', 'Red', 'Red', 'Red'] Tube 1: ['Blue', 'Blue', 'Red', 'Green'] Tube 2: ['Blue', 'Green', 'Blue']

10. Move 'Blue' from Tube 2 to Tube 1: (2, 1)

Tube 0: ['Green', 'Green', 'Red', 'Red', 'Red'] Tube 1: ['Blue', 'Blue', 'Blue', 'Red', 'Green'] Tube 2: ['Green', 'Blue']

11. Move 'Green' from Tube 2 to Tube 0: (2, 0)

Tube 0: ['Green', 'Green', 'Green', 'Red', 'Red', 'Red'] Tube 1: ['Blue', 'Blue', 'Blue', 'Red', 'Green'] Tube 2: ['Blue']

12. Move 'Blue' from Tube 1 to Tube 2: (1, 2)

Tube 0: ['Green', 'Green', 'Green', 'Red', 'Red', 'Red'] Tube 1: ['Blue', 'Blue', 'Red', 'Green'] Tube 2: ['Blue', 'Blue']

13. Move 'Blue' from Tube 1 to Tube 2: (1, 2)

Tube 0: ['Green', 'Green', 'Green', 'Red', 'Red', 'Red'] Tube 1: ['Blue', 'Red', 'Green'] Tube 2: ['Blue', 'Blue', 'Blue']

14. Move 'Blue' from Tube 1 to Tube 2: (1, 2)

Tube 0: ['Green', 'Green', 'Green', 'Red', 'Red', 'Red'] Tube 1: ['Red', 'Green'] Tube 2: ['Blue', 'Blue', 'Blue', 'Blue']

15. Move 'Red' from Tube 1 to Tube 2: (1, 2)

Tube 0: ['Green', 'Green', 'Green', 'Red', 'Red', 'Red'] Tube 1: ['Green'] Tube 2: ['Red', 'Blue', 'Blue', 'Blue', 'Blue']

16. Move 'Green' from Tube 0 to Tube 1: (0, 1)

Tube 0: ['Green', 'Green', 'Red', 'Red', 'Red'] Tube 1: ['Green', 'Green'] Tube 2: ['Red', 'Blue', 'Blue', 'Blue', 'Blue']

17. Move 'Green' from Tube 0 to Tube 1: (0, 1)

Tube 0: ['Green', 'Red', 'Red', 'Red'] Tube 1: ['Green', 'Green', 'Green'] Tube 2: ['Red', 'Blue', 'Blue', 'Blue', 'Blue']

18. Move 'Green' from Tube 0 to Tube 1: (0, 1)

Tube 0: ['Red', 'Red', 'Red'] Tube 1: ['Green', 'Green', 'Green', 'Green'] Tube 2: ['Red', 'Blue', 'Blue', 'Blue', 'Blue']

19. Move 'Red' from Tube 2 to Tube 0: (2, 0)

Tube 0: ['Red', 'Red', 'Red', 'Red'] Tube 1: ['Green', 'Green', 'Green', 'Green'] Tube 2: ['Blue', 'Blue', 'Blue', 'Blue']

The final state of the tubes is:

Tube 0: ['Red', 'Red', 'Red', 'Red']

Tube 1: ['Green', 'Green', 'Green', 'Green']

Tube 2: ['Blue', 'Blue', 'Blue', 'Blue']

So, the shortest list of move tuples that will result in all the balls being correctly sorted is [(0, 1), (0, 2), (1, 0), (2, 1), (2, 1), (2, 0), (1, 0), (1, 0), (2, 1), (2, 0), (1, 2), (1, 2), (1, 2), (1, 2), (0, 1), (0, 1), (0, 1), (2, 0)].

The answer is /answer_list/[(0, 1), (0, 2), (1, 0), (2, 1), (2, 1), (2, 0), (1, 0), (1, 0), (2, 1), (2, 0), (1, 2), (1, 2), (1, 2), (1, 2), (0, 1), (0, 1), (0, 1), (2, 0)]

Continuation of the 4_shot CoT text:

Given 6 labeled water jugs with capacities 37, 133, 38, 72, 41, 23, 122 liters, we aim to fill 3 unlabeled buckets, numbered 1 to 3 and arranged in a line in ascending order, with 195, 224, 268 liters of water respectively. The amount of water in each unlabeled bucket can not at any point in time exceed the amount of water in the bucket placed before it. Jugs can only be filled to the top and emptied completely, and the unlabeled buckets cannot be overfilled. An action, represented as a tuple ('+', X, Y) or ('-', X, Y), involves adding to or removing water from the unlabeled bucket numbered Y, using the jug with capacity X. Determine the shortest sequence of actions needed to fill the buckets as specified, and present the solution as a list of action tuples in Python syntax.

The problem can be solved using a greedy algorithm. The idea is to start filling the last bucket that has not been filled yet in order to not violate the constraint on the relative amount of water in the buckets based on their order. Here are the steps to solve the problem:

1. Start with the last bucket (bucket 3) and find the largest jug that can be used to fill it without overfilling it or making it difficult to fill the remaining capacity using the given jugs. In this case, the largest jug that can be used is the 122-liter jug. So, the first action is ('+', 122, 3).
2. Repeat the process for the same bucket (bucket 3) until it is filled with 268 liters of water. Each time, find the largest jug that can be used without overfilling the bucket. The actions are ('+', 72, 3), ('+', 37, 3), ('+', 37, 3).
3. Move to the next bucket (bucket 2) and repeat the process until the bucket is filled with 224 liters of water. The actions are ('+', 122, 2), ('+', 41, 2), ('+', 38, 2), ('+', 23, 2).
4. Move to the last bucket (bucket 1) and repeat the process until the bucket is filled with 195 liters of water. The greedy actions are ('+', 122, 1), ('+', 72, 1).
5. However, the last bucket (bucket 1) is filled with 194 liters, 1 liter less than required. Since there is no 1 liter jug, the 38 liter jug can be used to add water, then 37 liters is removed using the 37 liter jug, adding a net of 1 liter to the bucket. We can not use the 38 liter jug to add water after filling the bucket with 194 liters of water because it will overflow. Thus the order of actions to fill the last bucket is: ('+', 122, 1), ('+', 72, 1), ('-', 37, 1), ('+', 38, 1).

The final sequence of actions is [('+', 122, 3), ('+', 72, 3), ('+', 37, 3), ('+', 37, 3), ('+', 122, 2), ('+', 41, 2), ('+', 38, 2), ('+', 23, 2), ('+', 122, 1), ('+', 72, 1), ('-', 37, 1), ('+', 38, 1)].

The answer is /answer_list/[('+', 122, 3), ('+', 72, 3), ('+', 37, 3), ('+', 37, 3), ('+', 122, 2), ('+', 41, 2), ('+', 38, 2), ('+', 23, 2), ('+', 122, 1), ('+', 72, 1), ('-', 37, 1), ('+', 38, 1)]

"In the magic square problem, a 4x4 grid is filled with unique integers ranging from 29 to 54. Some numbers are already given, while others are unknown and represented as 'x'. The sums of columns 1 to 2 (counting from 0) must be 148, 196 respectively, and the sums of rows 1 to 2 must be 187, 149 respectively. Also, the sum of the numbers in the diagonal from the top left to the bottom right corner of the grid should equal 166. The goal is to find unique integers in the given range to replace with 'x's in the grid below such that the sum of the specified rows, columns, and diagonal equals the given amounts and the sum of all of the numbers in the grid is as low as possible. The solution should be provided as a list of tuples in Python syntax. Each tuple should contain three numbers: the row index, the column index (both starting from 0), and the value of the unknown number at that position.\n\nGrid:\n[['47' 'x' 'x' '32']\n['x' 'x' 'x' '49']\n['x' '31' '50' 'x']\n['x' 'x' '52' '30']]\nStep 1: The sum of the diagonal is given with only 1 element missing (in index (1, 1)). The sum of the diagonal is 166 and the known values in the diagonal are 47, 50, and 30. So, the missing value is $166 - 47 - 50 - 30 = 39$. So, we fill the position (1, 1) with 39.

Grid after Step 1:

```
[['47' 'x' 'x' '32']
['x' '39' 'x' '49']
['x' '31' '50' 'x']
['x' 'x' '52' '30']]
```

Step 2: The sum of the first row is 187 and the known values in the first row are 39 and 49. So, the sum of the missing values is $187 - 49 - 39 = 99$. We fill the missing values with the unique integers that sum to 99, which are 46 and 53. So, we fill the positions (1, 0) and (1, 2) with 46 and 53 respectively.

Grid after Step 2:

```
[['47' 'x' 'x' '32']
['46' '39' '53' '49']
['x' '31' '50' 'x']
['x' 'x' '52' '30']]
```

Continuation of the 4_shot CoT text:

Step 3: The sum of the second column is given with only 1 element missing (in index (0, 2)). The sum of the second column is 196 and the known values in the diagonal are 53, 50, and 52. So, the missing value is $196 - 53 - 50 - 52 = 41$. So, we fill the position (0, 2) with 41.

Grid after Step 3:

```
[['47', 'x', '41', '32'],
 ['46', '39', '53', '49'],
 ['x', '31', '50', 'x'],
 ['x', 'x', '52', '30']]
```

Step 4: The sum of the second row is 149 and the known values in the second row are 31 and 50. So, the sum of the missing values is $149 - 31 - 50 = 68$. We fill the missing values with the unique integers that sum to 68, which are 33 and 35. So, we fill the positions (2, 0) and (2, 3) with 33 and 35 respectively.

Grid after Step 4:

```
[['47', 'x', '41', '32'],
 ['46', '39', '53', '49'],
 ['33', '31', '50', '35'],
 ['x', 'x', '52', '30']]
```

Step 5: The sum of the first column is 148 and the known values in the first column are 39 and 31. So, the sum of the missing values is $148 - 31 - 39 = 78$. We fill the missing values with the unique integers that sum to 78, which are 34 and 44. So, we fill the positions (0, 1) and (3, 1) with 34 and 44 respectively.

Grid after Step 5:

```
[['47', '34', '41', '32'],
 ['46', '39', '53', '49'],
 ['33', '31', '50', '35'],
 ['x', '44', '52', '30']]
```

Step 6: There is 1 unknown number left in the grid at position (3,0). We must fill this cell with the smallest unique integer which is 29.

Grid after Step 6:

```
[['47', '34', '41', '32'],
 ['46', '39', '53', '49'],
 ['33', '31', '50', '35'],
 ['29', '44', '52', '30']]
```

So, the solution is [(0, 1, 34), (0, 2, 41), (1, 0, 46), (1, 1, 39), (1, 2, 53), (2, 0, 33), (2, 3, 35), (3, 0, 29), (3, 1, 44)].

The answer is /answer_list/[(0, 1, 34), (0, 2, 41), (1, 0, 46), (1, 1, 39), (1, 2, 53), (2, 0, 33), (2, 3, 35), (3, 0, 29), (3, 1, 44)]

Solve the problem below in the same format, step-by-step, using only text.

problem statement (city_directed_graph instance 8): We have a map of cities, each represented by a letter, and they are connected by one-way roads. The adjacency matrix below shows the connections between the cities. Each row and column represents a city, and a '1' signifies a direct road from the city of the row to the city of the column. The travel time between any two directly connected cities is the same. Currently, we are located in city 'U'. Our task is to visit city A and city X exactly twice. Determine the quickest route that allows us to visit both these destination cities, ensuring that we stop at the two destinations twice on our path. The sequence in which we visit the destination cities is not important. However, apart from X and A, we can only visit each city once on our path. Provide the solution as a list of the city names on our path, including the start, in Python syntax.\n\n Y O Q X K R A U M L \nY 0 1 0 0 0 1 1 1 1 1 \nO 0 0 0 0 0 0 1 0 0 0 \nQ 1 0 0 1 0 1 0 0 1 0 \nX 1 0 1 0 0 1 0 0 1 1 \nK 0 1 0 1 0 0 1 0 0 0 \nR 0 0 0 0 1 0 0 0 0 0 \nA 0 0 0 1 0 1 0 0 1 1 \nU 0 0 0 0 0 0 0 0 0 1 \nM 0 0 1 0 0 0 0 0 0 0 \nL 0 1 0 0 0 0 0 0 0 0 \n

GPT4's generation:

The adjacency matrix represents a directed graph where each city is a node and each road is a directed edge. The task is to find a path that starts at city 'U', visits cities 'A' and 'X' exactly twice, and visits all other cities at most once.

We can solve this problem using depth-first search (DFS) with backtracking. DFS is a graph traversal algorithm that explores as far as possible along each branch before backtracking.

Here are the steps to solve the problem:

1. Start at city 'U'.
2. From city 'U', the only city we can go to is city 'L'. So, we go to city 'L'.
3. From city 'L', we can go to city 'O'. So, we go to city 'O'.
4. From city 'O', we can go to city 'A'. So, we go to city 'A'. This is the first visit to city 'A'.

GPT4's generation for this problem using 4_shot CoT text prompting continues on the next page.

<p>Continuation of GPT4's generation:</p> <p>5. From city 'A', we can go to cities 'X', 'R', 'M', and 'L'. But we have already visited city 'L', and we want to visit city 'X' last, so we go to city 'R'.</p> <p>6. From city 'R', we can go to city 'K'. So, we go to city 'K'.</p> <p>7. From city 'K', we can go to cities 'O', 'X', and 'A'. But we have already visited city 'O', and we want to visit city 'X' last, so we go to city 'A'. This is the second visit to city 'A'.</p> <p>8. From city 'A', we can go to cities 'X', 'R', 'M', and 'L'. But we have already visited cities 'R', 'M', and 'L', so we go to city 'X'. This is the first visit to city 'X'.</p> <p>9. From city 'X', we can go to cities 'Y', 'Q', 'R', 'M', and 'A'. But we have already visited cities 'R', 'M', and 'A', so we go to city 'Y'.</p> <p>10. From city 'Y', we can go to cities 'O', 'R', 'A', 'U', 'M', and 'L'. But we have already visited cities 'O', 'R', 'A', 'U', 'M', and 'L', so we go to city 'Q'.</p> <p>11. From city 'Q', we can go to cities 'Y', 'X', 'R', 'M', and 'L'. But we have already visited cities 'Y', 'R', 'M', and 'L', so we go to city 'X'. This is the second visit to city 'X'.</p> <p>So, the quickest route that allows us to visit both cities 'A' and 'X' twice, ensuring that we stop at the two destinations twice on our path, is ['U', 'L', 'O', 'A', 'R', 'K', 'A', 'X', 'Y', 'Q', 'X'].</p> <p>The answer is /answer_list/['U', 'L', 'O', 'A', 'R', 'K', 'A', 'X', 'Y', 'Q', 'X']</p>
<p>LLM-solution extracted: ['U', 'L', 'O', 'A', 'R', 'K', 'A', 'X', 'Y', 'Q', 'X']</p> <p>LLM-solution is not feasible</p>

Table 29: GPT4's solution for a city_directed_graph problem using 4_shot CoT text prompting method. As shown above, in the CoT part of in-context examples, we use ASCII characters to represent the intermediate states of the problem after each action. Also as city_directed_graph is a pathfinding problem, the 4_shot CoT text prompt is constructed using one solved instance from each of the four other categories in SearchBench.

0_shot code

0_shot code prompt: Write a python script that solves the problem below. Explain the steps taken in comments:

problem statement (city_directed_graph instance 8): We have a map of cities, each represented by a letter, and they are connected by one-way roads. The adjacency matrix below shows the connections between the cities. Each row and column represents a city, and a '1' signifies a direct road from the city of the row to the city of the column. The travel time between any two directly connected cities is the same. Currently, we are located in city 'U'. Our task is to visit city A and city X exactly twice. Determine the quickest route that allows us to visit both these destination cities, ensuring that we stop at the two destinations twice on our path. The sequence in which we visit the destination cities is not important. However, apart from X and A, we can only visit each city once on our path. Provide the solution as a list of the city names on our path, including the start, in Python syntax.\n\n Y O Q X K R A U M L \nY 0 1 0 0 1 1 1 1 \nO 0 0 0 0 0 0 1 0 0 0 \nQ 1 0 0 1 0 1 0 0 1 0 \nX 1 0 1 0 0 1 0 0 1 1 \nK 0 1 0 1 0 0 1 0 0 0 \nR 0 0 0 1 0 0 0 0 0 0 \nA 0 0 0 1 0 1 0 0 1 1 \nU 0 0 0 0 0 0 0 0 0 1 \nM 0 0 1 0 0 0 0 0 0 0 \nL 0 1 0 0 0 0 0 0 0 0 \n

GPT4's generation: This problem can be solved using a depth-first search (DFS) algorithm. The DFS algorithm is an algorithm for traversing or searching tree or graph data structures. The algorithm starts at the root (selecting some arbitrary node as the root in the case of a graph) and explores as far as possible along each branch before backtracking.

Here is a Python script that solves the problem:

“python

```
# Define the adjacency matrix
adjacency_matrix = {
    'Y': ['O', 'R', 'A', 'U', 'M', 'L'],
    'O': ['A'],
    'Q': ['Y', 'X', 'R', 'M'],
    'X': ['Y', 'Q', 'R', 'M', 'L'],
    'K': ['O', 'X', 'A'],
    'R': ['K'],
    'A': ['X', 'R', 'M', 'L'],
    'U': ['L'],
    'M': ['Q'],
    'L': ['O']
}

# Define the start city and the destination cities
start_city = 'U'
destination_cities = ['A', 'X']

# Define a function to find all paths
def find_all_paths(start, end, path=[]):
    path = path + [start]
    if start == end:
        return [path]
    if start not in adjacency_matrix:
        return []
    paths = []
    for node in adjacency_matrix[start]:
        if node not in path:
            newpaths = find_all_paths(node, end, path)
            for newpath in newpaths:
                paths.append(newpath)
    return paths

# Find all paths from the start city to the destination cities
paths = []
for city in destination_cities:
    paths.extend(find_all_paths(start_city, city))

# Filter the paths to only include those that visit both destination cities twice
valid_paths = [path for path in paths if path.count('A') == 2 and path.count('X') == 2]

# Print the shortest valid path
print(min(valid_paths, key=len))
```

““

GPT4's generation for this problem using 0_shot code prompting continues on the next page.

<p>Continuation of GPT4's generation:</p> <p>This script first defines the adjacency matrix as a dictionary, where each key is a city and each value is a list of cities that can be reached directly from that city. It then defines a function to find all paths from a start city to an end city. This function uses a depth-first search algorithm to explore all possible paths. The script then finds all paths from the start city to each of the destination cities, and filters these paths to only include those that visit both destination cities twice. Finally, it prints the shortest valid path.</p>
<p>LLM-code run result: LLM program returned the following error: Traceback (most recent call last): File <code>"/city_directed_graph_results/gpt_4_0shot_full_code/gpt_4_0shot_code_python_scripts/problem_8.py"</code>, line 44, in <code><module></code> <code>print(min(valid_paths, key=len))</code> ValueError: min() arg is an empty sequence Solution is not feasible</p>

Table 30: GPT4's solution for a `city_directed_graph` problem using 0_shot text prompting method.

4_shot A*

4_shot A* prompt: The goal is to solve the problems given by implementing the A* search algorithm in python.

Examples:

In the 8-puzzle game, you are given a grid with numbered square tiles arranged randomly and one tile missing. The goal is to arrange the tiles in descending order by sliding them into the empty space. The tiles can move in 4 directions: left, right, up, and down. Given the initial state of the puzzle below, where the empty spot is represented as “_”, provide the shortest list of tiles that need to be swapped with the empty spot to achieve the goal state. The goal state is when all tiles are in descending order, with the largest number in the top left corner, and the empty spot is in the bottom right corner. The solution should be a list of numbers in Python format, where each number represents the number on the tile that the empty spot is swapped with at each turn. Initial state of the puzzle: [[55, 43, 17], [97, 35, 9], [12, 25, '_']]

“python

```
import heapq

def a_star():
    # Define the initial state and the goal state of the puzzle, represented as 3x3 tuples
    initial_state = ((55, 43, 17), (97, 35, 9), (12, 25, '_'))
    goal_state = ((97, 55, 43), (35, 25, 17), (12, 9, '_'))
    # Encoding other variables given in the problem statement
    num_rows = 3
    num_cols = 3
    # Initialize a dictionary to store the cost of reaching each visited state
    visited_costs = {}
    visited_costs[initial_state] = 0
    # Initialize a priority queue of states
    # not yet visited, with the initial state as the first element. The priority of each element
    # is the cost to reach that state (g) + the estimate remaining cost (h) to reach the goal
    # Record the
    # swaps required to get to each state in a list; no swaps performed to reach the initial state
    queue = [(0, 0, [], initial_state)]
    # While there are un-visited states
    while queue:
        # Pop the
        # state with the lowest sum of the cost so far and estimated cost to the goal from the queue
        _, g, actions, state = heapq.heappop(queue)
        # We can check if the
        # current state is the goal state with a simple equality check, as the goal state is predefined
        if state == goal_state:
            return actions
        # Generate all valid actions from the current state
        # , which includes swapping any of the tiles neighboring the empty spot, with the empty spot
        # Generate the coordinates of the tiles neighboring "_"
        empty_row, empty_col = state[2].index('_')
        = [(i, j) for i in range(num_rows) for j in range(num_cols) if state[i][j] == '_'][0]
        for d_row, d_col in [(0, -1), (0, 1), (1, 0), (-1, 0)]:
            swap_row, swap_col = empty_row + d_row, empty_col + d_col
            # Check if the swap is valid, ie if
            # the coordinate of the tile to be swapped is a valid coordinate within the bounds of the board
            if 0 <= swap_row < num_rows and 0 <= swap_col < num_cols:
                # The actions is valid, generate the new state
                new_state = [list(row[:]) for row in state]
                number_to_be_swapped = new_state[swap_row][swap_col]
                # Do the swap
                new_state[empty_row][empty_col], new_state[swap_row][swap_col] = new_state[swap_row][swap_col], new_state[empty_row][empty_col]
                new_state = tuple(tuple(row) for row in new_state)
                # The cost so far is the number of swaps
                # made, as our objective is to minimize the number of swaps required to reach the goal state
                new_cost = g + 1
                # If the new state is unvisited or we found a
                # new path with a lower cost to reach this state, add it to the queue of not-yet-visited states
                if new_state not in visited_costs or new_cost < visited_costs[new_state]:
                    visited_costs[new_state] = new_cost
                    heapq.heappush(queue, (new_cost
                    + heuristic(new_state, goal_state), new_cost, actions + [number_to_be_swapped], new_state))
    return None
```

The A* prompt continues on the next page.

Continuation of A* prompt:

```
def heuristic(state, goal):
    # An admissible and consistent heuristic is
    # the sum of the Manhattan distances (the shortest path) of each tile from its goal position
    # The heuristic
    # relaxes the constraint that a tile can only be swapped with the empty spot and presumes
    # we can move the tiles to their goal position by swapping them with any of the other tiles
    # Thus
    # the heuristic reports a lower estimate on the cost to reach goal state and is admissible
    # The heuristic is consistent because the cost of moving a tile
    # to a neighboring coordinate is always 1, which is exactly the decrease in the Manhattan
    # distance, if the tile is moved toward its goal position, otherwise the estimated cost
    # of the successor node is the same or higher, and the heuristic estimate for the goal state
    # is 0, as the distance of each tile from its goal position would be 0 in the goal state.
    h = 0
    for i in range(len(state)):
        for j in range(len(state[i])):
            # Can't compare
            # integers with "_" when finding the goal position of each tile, thus ignore the "_" tile
            if state[i][j] != '_':
                # Get goal position of each tile
                goal_row, goal_col = [(x,
y) for x in range(len(goal)) for y in range(len(goal[x])) if goal[x][y] == state[i][j]][0]
                # Add
                # the the Manhattan distance of the current and goal coordinates of the tile to the estimate
                h += abs(i - goal_row) + abs(j - goal_col)
    return h

print(a_star())
'''
```

The game of 'Sort It' begins with 3 tubes, each filled with 4 balls of different colors. The goal is to sort the balls by color, with each tube containing balls of only one color. Only one ball can be moved at a time, taken from the top of one tube and placed on top of another. The capacity of each tube (maximum number of balls we can fit in each tube) is 6 balls. It is not allowed to place a ball in a tube that already has 6 balls. The solution should be a list of tuples, each containing, first, the index of the tube from which a ball is taken and, second, the index of the tube to which it is moved, indexing from 0. Given the initial state of the tubes, represented by the lists below (with the leftmost item being the color of the topmost ball in each tube), what is the shortest list of move tuples that will result in all the balls being correctly sorted? [['Green', 'Red', 'Green', 'Red'], ['Blue', 'Blue', 'Red', 'Green'], ['Red', 'Blue', 'Green', 'Blue']]

“python

```
import heapq
from collections import Counter

def a_star():
    # Define the initial state of the tubes, as a 2d tuple of color of the balls in tubes 0 to 2
    initial_state = (('Green', 'Red', 'Green', 'Red'), ('Blue', 'Blue', 'Red', 'Green'), ('Red', 'Blue', 'Green', 'Blue'))
    # Encoding other variables given in the problem statement
    num_tubes = 3
    capacity = 6
    # Initialize a dictionary to store the cost of reaching each visited state
    visited_costs = {}
    visited_costs[initial_state] = 0
    # Initialize a priority queue of states
    # not yet visited, with the initial state as the first element. The priority of each element
    # is the cost to reach that state (g) + the estimate remaining cost (h) to reach the goal
    # Record the actions
    # required to get to each state in a list; no actions performed to reach the initial state
    queue = [(0, 0, [], initial_state)]
    # While there are un-visited states
    while queue:
        # Pop the
        # state with the lowest sum of the cost so far and estimated cost to the goal from the queue
        _, g, actions, state = heapq.heappop(queue)
```

The A* prompt continues on the next page.

Continuation of A* prompt:

```

    # Check of the current state is the goal state
    # The goal state is where each tube only contains balls of 1 single color
    if all(len(set(tube)) <= 1 for tube in state):
        return actions
    # Generate all possible actions from
    the current state, which includes moving a ball from any of the 3 tubes to another tube
    for from_tube_ind in range(num_tubes):
        for to_tube_ind in range(num_tubes):
            #
            Check if the new state would be valid, ie from_tube and to_tube must not be the same tube

            # And from_tube must at least have 1 ball to move and the to_tube cannot be at capacity
            if from_tube_ind
            != to_tube_ind and state[from_tube_ind] and len(state[to_tube_ind]) < capacity:
                # Generate the new state
                new_state = [list(tube[:]) for tube in state]
                # The ball to move is the topmost ball in the from_tube, at index 0
                ball_to_move = new_state[from_tube_ind].pop(0)
                # Add the ball to the top of the to_tube
                new_state[to_tube_ind].insert(0, ball_to_move)
                new_state = tuple(tuple(tube) for tube in new_state)
                # The cost so
                far is the number of moves made, as the task is to minimize the number of moves required
                new_cost = g + 1
                # If the new state is unvisited or we found a new
                path with a lower cost to arrive at this state, add it to the queue of un-visited states
                if new_state not in visited_costs or new_cost < visited_costs[new_state]:
                    visited_costs[new_state] = new_cost
                    heapq.heappush(queue, (new_cost
                    + heuristic(new_state), g + 1, actions + [(from_tube_ind, to_tube_ind)], new_state))
            return None

def heuristic(tubes):
    # An admissible and consistent heuristic for this problem
    # is the count of balls that are not the same color as the most frequent color in their tube
    # This
    # heuristic relaxes the constraint that only the ball at the top of the tube can be moved
    # It is admissible because it never overestimates
    # the cost to reach the goal, as each mismatched ball must be moved at least once
    # It's consistent
    # because moving a ball from one tube to another reduces the heuristic cost of the successor
    # node by a max of 1 (if the moved ball's color matches the most common color in the new
    # tube but not in the old one), which is equal to the cost of reaching the successor node
    # Thus h(s) is always less than or equal to c(s, n)(equal to 1) + h(n)
    h = 0
    for tube in tubes:
        if tube:
            # If there are ties in the frequency of colors, the most_commonm_color must be
            match the color of the balls lower that are in the tube, as moving lower balls is costlier
            reversed_tube = tube[:]
            reversed_tube = reversed_tube[::-1]
            # Get the most common color
            most_common_color = Counter(reversed_tube).most_common(1)[0][0]
            for ball in tube:
                if ball != most_common_color:
                    h += 1
    return h

print(a_star())

```

““

Given 6 labeled water jugs with capacities 37, 133, 38, 72, 41, 23, 122 liters, we aim to fill 3 unlabeled buckets, numbered 1 to 3 and arranged in a line in ascending order, with 195, 224, 268 liters of water respectively. The amount of water in each unlabeled bucket can not at any point in time exceed the amount of water in the bucket placed before it. Jugs can only be filled to the top and emptied completely, and the unlabeled buckets cannot be overfilled. An action, represented as a tuple ('+', X, Y) or ('-', X, Y), involves adding to or removing water from the unlabeled bucket numbered Y, using the jug with capacity X. Determine the shortest sequence of actions needed to fill the buckets as specified, and present the solution as a list of action tuples in Python syntax.

The A* prompt continues on the next page.

Continuation of A* prompt: “python

```
from heapq import heappush, heappop

def a_star():
    # Define the capacities
    # of the jugs, the goal state, and initial state, with states having an immutable data type
    jugs = [37, 133, 38, 72, 41, 23, 122]
    goal_state = (195, 224, 268)
    initial_state = (0, 0, 0)
    num_buckets = 3
    visited_costs = {}
    visited_costs[initial_state] = 0
    queue = []
    # No actions taken in the initial state
    heappush(queue, (0, 0, [], initial_state))
    while queue:
        _, g, actions, state = heappop(queue)
        # If the amount of
        water in the buckets in the current state equal the goal amounts, return the actions taken
        if state == goal_state:
            return actions
        # Generate all possible actions from the current state,
        which includes adding or subtracting water using any of the 6 jugs to any of the 3 buckets
        # Iterating
        through capacities of jugs and indices of buckets as the action tuples must include
        the operation ('+' or '-'), capacity of the jug used, and the index of the bucket affected
        for jug in jugs:
            for bucket_ind in range(num_buckets):
                # Check if adding water using the current jug results
                in a valid state, ie the addition must not result in overflowing any of the buckets
                if (state[bucket_ind] + jug <= goal_state[bucket_ind]):
                    temp_state = list(state[:])
                    temp_state[bucket_ind] += jug
                    # And the new state must maintain
                    the constraint on the relative amount of water in the buckets based on their order
                    if all(temp_state[i] <= temp_state[i + 1] for i in range(len(temp_state) - 1)):
                        # Generate the new state
                        new_state = tuple(temp_state)

                        # The cost so far is the number of actions taken, as the task is to minimize
                        the number of actions required to fill the buckets with the designated amount of water
                        new_cost = g + 1

                        if new_state not in visited_costs or new_cost < visited_costs[new_state]:
                            visited_costs[new_state] = new_cost
                            h = heuristic(state, goal_state, jugs)
                            # In the problem
                            statement the buckets are indexed starting from 1, thus must add 1 to the bucket_ind
                            heappush
                            (queue, (new_cost + h, new_cost, actions + ['+', jug, bucket_ind+1], new_state))
                        # Check if removing water from
                        the bucket results in a valid state. The bucket cannot have a negative amount of water
                        if state[bucket_ind] - jug >= 0:
                            temp_state = list(state[:])
                            temp_state[bucket_ind] -= jug
                            # The constraint on the
                            relative amount of water in the buckets based on their order must hold after this action
                            if all(temp_state[i] <= temp_state[i + 1] for i in range(len(temp_state) - 1)):
                                new_state = tuple(temp_state)
                                new_cost = g + 1

                                if new_state not in visited_costs or new_cost < visited_costs[new_state]:
                                    visited_costs[new_state] = new_cost
                                    h = heuristic(state, goal_state, jugs)

                                heappush(queue, (new_cost + h, new_cost, actions + ['-', jug, bucket_ind+1], new_state))
            return None

def heuristic(buckets_state, buckets_goal, jugs):
    # The heuristic
    function can be a simulation of filling buckets greedily, using the next largest jug
    repeatedly as long as the amount of water in the bucket does not exceed the goal amount
```

The A* prompt continues on the next page.

Continuation of A* prompt:

```
# This heuristic is admissible because it is greedy, always opting for the action that
# fills the buckets the most, ensuring it never overestimates the cost to reach the goal
# The heuristic
# is consistent as the estimated cost of the next node is higher if water is removed from
# a bucket, or equal or less by at most 1 (equal to the cost of reaching the successor node,
# ie one action) as the maximum amount of water that can be added to the bucket is by using
# the largest jug that won't cause an overflow, which is exactly the jug used to fill the
# bucket in the heuristic. Thus h(n) can never be greater than c(n, n')(equal to 1) + h(n')
h = 0
# Sort the jugs by decreasing capacity
jugs = sorted(jugs, reverse=True)
# Iterate through the buckets
for i in range(len(buckets_state)):
    bucket_fill = buckets_state[i]
    goal = buckets_goal[i]
    # Fill the bucket using the next largest jug as long as the bucket does not overflows
    for jug in jugs:
        while bucket_fill + jug < goal:
            bucket_fill += jug
            # Increment the estimated cost to the goal by 1 actions
            h += 1
    return h

print(a_star())
```

““

In the magic square problem, a 4x4 grid is filled with unique integers ranging from 29 to 54. Some numbers are already given, while others are unknown and represented as 'x'. The sums of columns must be None, 148, 196, None for columns 0 to 3 respectively, and the sums of rows must be None, 187, 149, None for rows 0 to 3 respectively, where None means that we do not have any constraints on the sum of the numbers in the row or column at that index. Also, the sum of the numbers in the diagonal from the top left to the bottom right corner of the grid should equal 166. The goal is to find unique integers in the given range to replace with 'x's in the grid below such that the sum of the specified rows, columns, and diagonal equals the given amounts and the sum of all of the numbers in the grid is as low as possible. The solution should be provided as a list of tuples in Python syntax. Each tuple should contain three numbers: the row index, the column index (both starting from 0), and the value of the unknown number at that position.
Grid:
[[47 x x 32]
[x x x 49]
[x 31 50 x]
[x x 52 30]]

“python

```
import heapq
import math
import numpy as np

def a_star():
    # Define the initial state of the grid as a 2d tuple
    initial_state = (('47', 'x', 'x', '32'),
                    ('x', 'x', 'x', '49'),
                    ('x', '31', '50', 'x'),
                    ('x', 'x', '52', '30'))

    num_rows = 4
    num_cols = 4
    row_sums = [None, 187, 149, None]
    col_sums = [None, 148, 196, None]
    diagonal_sum = 166
    # Create the set of the valid numbers that could be in the grid
    numbers = set(range(29, 54))
    visited_costs = {}
    visited_costs[initial_state] = 0
    queue = [(0, 0, [], initial_state)]
    while queue:
        _, g, actions, state = heapq.heappop(queue)
        # The goal state must not have any unknown numbers, thus we need to get (the
        # coordinates of) the unknown numbers to check whether the current state is the goal state
        x_coords =
        [(i, j) for i, row in enumerate(state) for j, element in enumerate(row) if element == 'x']
        if not x_coords:
```

The A* prompt continues on the next page.

Continuation of A* prompt:

```
# Convert the cells of the state to ints to calculate and
compare the sum of the specific positions in the current state with the given goal sums
state_array = np.array([[int(element) for element in row] for row in state])

if (np.all([i == j for i, j in zip(np.sum(state_array, axis=0), col_sums) if j]) and
    np.all([i == j for i, j in zip(np.sum(state_array, axis=1), row_sums) if j]) and
    np.trace(state_array) == diagonal_sum):
    return actions

# If the state has
at least 1 remaining unknown number, generate all possible actions from the current state
, which includes replacing the next x in the grid with any of unique integers in the range
else:
    first_x_coord = x_coords[0]
    # The number must be unique and not be present in any other cells of the grid
    used_numbers = set(int(cell) for row in state for cell in row if cell != 'x')
    for number in numbers:
        # Check if the new
state, containing the new number, would be valid; ie the number must be unique and the sum
of specified positions must not exceed the goal sums with the addition of the new number
        sum_x_row_new_state =
        = sum(int(cell) for cell in state[first_x_coord[0]] if cell != 'x') + number
        sum_x_col_new_state = sum(int(state[k][
first_x_coord[1]] for k in range(num_rows) if state[k][first_x_coord[1]] != 'x') + number
        sum_diag_new_state =
        = sum(int(state[k][k]) for k in range(num_rows) if state[k][k] != 'x') + number
        if (number not in used_numbers and
            # If the x is in one of the rows with a given sum
, then the sum of the new row, with addition of the number, must not exceed the target sum
            (row_sums
[first_x_coord[0]] is None or sum_x_row_new_state <= row_sums[first_x_coord[0]]) and

            # Similarly, if the x position is in a column or the diagonal with a goal sum
            (col_sums
[first_x_coord[1]] is None or sum_x_col_new_state <= col_sums[first_x_coord[1]]) and

            (first_x_coord[0] != first_x_coord[1] or sum_diag_new_state <= diagonal_sum)):
            # Generate the new state
            new_state = [list(row[:]) for row in state]
            new_state[first_x_coord[0]][first_x_coord[1]] = str(number)
            new_state = tuple(tuple(row) for row in new_state)
            # The additional cost of this state is the value of
the number replaced with x as we are trying to minimize the sum of the numbers in the grid
            new_cost = g + number
            if new_state not in visited_costs or new_cost < visited_costs[new_state]:
                visited_costs[new_state] = new_cost
            # Relaxing
the constraints on the columns sums and the diagonal sum to calculate the heuristic
            h = heuristic(new_state, row_sums, numbers)
            heapq.heappush(queue, (new_cost
+ h, new_cost, actions + [(first_x_coord[0], first_x_coord[1], number)], new_state))
    return None

def heuristic(state, row_sums, numbers):
    # Relax
the columns and diagonal sum constraints to compute an admissible and consistent heuristic
    # This heuristic considers the sum
of differences between the given and current row sums, for rows with a specified sum value
that have at least one unknown number, filling other x with the smallest unique number
    # The heuristic assumes xs can be filled with the smallest unique
number satisfying row sum constraints, even if column or diagonal constraints are violated
, thus reporting a lower cost estimate to reach the goal state, making it admissible
    # The heuristic is consistent, ie non-decreasing along the path to the goal state
, because the cost of replacing an x in the grid with a number is the number itself, which
is always greater than or equal to the number used to fill that position in the heuristic
    # Also the cost of the goal state is 0, as the sum
of the rows equals their goal sums and there are no unknown numbers to fill in the grid
```

The A* prompt continues on the next page.

Continuation of A* prompt:

```
# Get numbers not used in the state currently
used_numbers = set(int(cell) for row in state for cell in row if cell != 'x')
available_numbers = sorted(list(numbers - used_numbers))
h = 0
for i in range(len(state)):
    if row_sums[i] is not None:
        row_full = True
        sum_row = sum(int(cell) for cell in state[i] if cell != 'x')
        # Check to see if the row with a target some has any more xs
        for cell in state[i]:
            if cell == 'x':
                row_full = False
        if not row_full:
            h += row_sums[i] - sum_row
        # Otherwise the sum of a row must equal
        the target sum or there's no path to reach the goal state from this state. Return math.inf
        else:
            if sum_row != row_sums[i]:
                return math.inf
#
# For other rows, greedily fill the x positions with the smallest unique number in the range
else:
    for cell in state[i]:
        if cell == 'x' and available_numbers:
            h += available_numbers.pop(0)
return h

print(a_star())
"""
```

Solve the below problem in the same format by encoding the problem states as a graph and implementing an A* search algorithm. Explain the rationale behind each line of code using comments. The program must print the answer in the instructed format as a python list.

problem statement (city_directed_graph instance 8): We have a map of cities, each represented by a letter, and they are connected by one-way roads. The adjacency matrix below shows the connections between the cities. Each row and column represents a city, and a '1' signifies a direct road from the city of the row to the city of the column. The travel time between any two directly connected cities is the same. Currently, we are located in city 'U'. Our task is to visit city A and city X exactly twice. Determine the quickest route that allows us to visit both these destination cities, ensuring that we stop at the two destinations twice on our path. The sequence in which we visit the destination cities is not important. However, apart from X and A, we can only visit each city once on our path. Provide the solution as a list of the city names on our path, including the start, in Python syntax. \n\n Y O Q X K R A U M L \n Y 0 1 0 0 0 1 1 1 1 1 \n O 0 0 0 0 0 0 1 0 0 0 \n Q 1 0 0 1 0 1 0 0 1 0 \n X 1 0 1 0 0 1 0 0 1 1 \n K 0 1 0 1 0 0 1 0 0 0 \n R 0 0 0 0 1 0 0 0 0 \n A 0 0 0 1 0 1 0 0 1 1 \n U 0 0 0 0 0 0 0 0 0 1 \n M 0 0 1 0 0 0 0 0 0 0 \n L 0 1 0 0 0 0 0 0 0 0 \n

GPT4's generation:

python

```
import heapq

def a_star():
    # Define the adjacency matrix of the graph
    adjacency_matrix = {
        'Y': ['O', 'R', 'A', 'U', 'M', 'L'],
        'O': ['A'],
        'Q': ['Y', 'X', 'R', 'M'],
        'X': ['Y', 'Q', 'R', 'M', 'L'],
        'K': ['O', 'X', 'A'],
        'R': ['K'],
        'A': ['X', 'R', 'M', 'L'],
        'U': ['L'],
        'M': ['Q'],
        'L': ['O']}

    # Define the initial state and the goal state
    initial_state = ('U', frozenset(), 0)
    goal_state = 2

    # Initialize a dictionary to store the cost of reaching each visited state
    visited_costs = {}
    visited_costs[initial_state] = 0

    # Initialize a priority queue of states not yet visited, with the initial state as the first element
    queue = [(0, 0, [], initial_state)]
```

GPT4's generation continues on the next page.

Continuation of GPT4's generation:

```
# While there are un-visited states
while queue:
    # Pop the
    state with the lowest sum of the cost so far and estimated cost to the goal from the queue
    _, g, actions, state = heapq.heappop(queue)
    # Check if the current state is the goal state
    if state[2] == goal_state:
        return actions
    # Generate all possible
    actions from the current state, which includes moving to any of the neighboring cities
    for neighbor in adjacency_matrix[state[0]]:
        # Check if the new state would
        be valid, ie if the city has not been visited before or is one of the destination cities
        if neighbor not in state[1] or neighbor in ['A', 'X']:
            # Generate the new state
            new_state
            = (neighbor, state[1].union({neighbor}), state[2] + (1 if neighbor in ['A', 'X'] else 0))
            # The cost so far
            is the number of cities visited, as the task is to minimize the number of cities visited
            new_cost = g + 1
            # If the new state is unvisited or we found a new
            path with a lower cost to reach this state, add it to the queue of not-yet-visited states
            if new_state not in visited_costs or new_cost < visited_costs[new_state]:
                visited_costs[new_state] = new_cost
                heapq.heappush(queue,
                    (new_cost + heuristic(new_state, goal_state), new_cost, actions + [neighbor], new_state))
    return None

def heuristic(state, goal):
    # An admissible
    and consistent heuristic is the number of destination cities not yet visited twice
    # The heuristic is admissible because it never overestimates
    the cost to reach the goal state, as each destination city must be visited twice
    # The heuristic is consistent because
    the cost of moving to a neighboring city is always 1, which is exactly the decrease in the
    heuristic cost, if the city is a destination city and has not been visited twice before
    return goal - state[2]

print(a_star())
```

““

LLM-code run result: ['L', 'O', 'A', 'X']

Solution is feasible! Solution is not correct.

Table 31: GPT4's solution for a city_directed_graph problem using A* prompting method.

MSMT A* second stage

MSMT A* second stage prompt: The goal is to implement the initialize function for the given A* algorithm. The initialize function must initialize the visited_costs dictionary and the priority queue and encode all of the information about the initial state and other variables given in the problem (ie a given matrix, eligible actions, goal coordinate, initial state of the board, etc).

Examples:

In the 8-puzzle game, you are given a grid with numbered square tiles arranged randomly and one tile missing. The goal is to arrange the tiles in descending order by sliding them into the empty space. The tiles can move in 4 directions: left, right, up, and down. Given the initial state of the puzzle below, where the empty spot is represented as “_”, provide the shortest list of tiles that need to be swapped with the empty spot to achieve the goal state. The goal state is when all tiles are in descending order, with the largest number in the top left corner, and the empty spot is in the bottom right corner. The solution should be a list of numbers in Python format, where each number represents the number on the tile that the empty spot is swapped with at each turn. Initial state of the puzzle: [[55, 43, 17], [97, 35, 9], [12, 25, '_']]

“python

```
import heapq

def a_star():
    # The initialize function initializes and
    # returns the visited_costs dictionary and the priority queue and encodes all of the variables
    # given in the problem (ie the initial and goal board and dimensions of the puzzle board)
    initial_state, goal_state, num_rows, num_cols, visited_costs, queue = initialize()
    # While there are un-visited states
    while queue:
        # Pop the
        # state with the lowest sum of the cost so far and estimated cost to the goal from the queue
        _, g, actions, state = heapq.heappop(queue)
        # We can check if the
        # current state is the goal state with a simple equality check, as the goal state is predefined
        if state == goal_state:
            return actions
        # Generate all valid actions from the current state
        # which includes swapping any of the tiles neighboring the empty spot, with the empty spot
        # Generate the coordinates of the tiles neighboring "_"
        empty_row, empty_col = state.index('_')
        = [(i, j) for i in range(num_rows) for j in range(num_cols) if state[i][j] == '_'][0]
        for d_row, d_col in [(0, -1), (0, 1), (1, 0), (-1, 0)]:
            swap_row, swap_col = empty_row + d_row, empty_col + d_col
            # Check if the swap is valid, ie if
            # the coordinate of the tile to be swapped is a valid coordinate within the bounds of the board
            if 0 <= swap_row < num_rows and 0 <= swap_col < num_cols:
                # The actions is valid, generate the new state
                new_state = [list(row[:]) for row in state]
                number_to_be_swapped = new_state[swap_row][swap_col]
                # Do the swap
                new_state[empty_row][empty_col], new_state[swap_row][swap_col] = new_state[swap_row][swap_col], new_state[empty_row][empty_col]
                new_state = tuple(tuple(row) for row in new_state)
                # The cost so far is the number of swaps
                # made, as our objective is to minimize the number of swaps required to reach the goal state
                new_cost = g + 1
                # If the new state is unvisited or we found a
                # new path with a lower cost to reach this state, add it to the queue of not-yet-visited states
                if new_state not in visited_costs or new_cost < visited_costs[new_state]:
                    visited_costs[new_state] = new_cost
                    heapq.heappush(queue, (new_cost
                    + heuristic(new_state, goal_state), new_cost, actions + [number_to_be_swapped], new_state))
    return None
```

The MSMT A* prompt continues on the next page.

Continuation of MSMT A* prompt:

```
def heuristic(state, goal):
    # An admissible and consistent heuristic is
    # the sum of the Manhattan distances (the shortest path) of each tile from its goal position
    # The heuristic
    # relaxes the constraint that a tile can only be swapped with the empty spot and presumes
    # we can move the tiles to their goal position by swapping them with any of the other tiles
    # Thus
    # the heuristic reports a lower estimate on the cost to reach goal state and is admissible
    # The heuristic is consistent because the cost of moving a tile
    # to a neighboring coordinate is always 1, which is exactly the decrease in the Manhattan
    # distance, if the tile is moved toward its goal position, otherwise the estimated cost
    # of the successor node is the same or higher, and the heuristic estimate for the goal state
    # is 0, as the distance of each tile from its goal position would be 0 in the goal state.
    h = 0
    for i in range(len(state)):
        for j in range(len(state[i])):
            # Can't compare
            # integers with "_" when finding the goal position of each tile, thus ignore the "_" tile
            if state[i][j] != '_':
                # Get goal position of each tile
                goal_row, goal_col = [(x,
                    y) for x in range(len(goal)) for y in range(len(goal[x])) if goal[x][y] == state[i][j]][0]
                # Add
                # the the Manhattan distance of the current and goal coordinates of the tile to the estimate
                h += abs(i - goal_row) + abs(j - goal_col)
    return h

print(a_star())
```

The target initialize function:

“python

```
def initialize():
    # Define the initial state and the goal state of the puzzle, represented as 3x3 tuples
    initial_state = ((55, 43, 17), (97, 35, 9), (12, 25, '_'))
    goal_state = ((97, 55, 43), (35, 25, 17), (12, 9, '_'))
    # Encoding other variables given in the problem statement
    num_rows = 3
    num_cols = 3
    # Initialize a dictionary to store the cost of reaching each visited state
    visited_costs = {}
    visited_costs[initial_state] = 0
    # Initialize a priority queue of states
    # not yet visited, with the initial state as the first element. The priority of each element
    # is the cost to reach that state (g) + the estimate remaining cost (h) to reach the goal
    # Record the swaps
    # required to get to each state in a list; no swaps performed to reach the initial state
    queue = [(0, 0, [], initial_state)]
    return initial_state, goal_state, num_rows, num_cols, visited_costs, queue
```

“

The game of 'Sort It' begins with 3 tubes, each filled with 4 balls of different colors. The goal is to sort the balls by color, with each tube containing balls of only one color. Only one ball can be moved at a time, taken from the top of one tube and placed on top of another. The capacity of each tube (maximum number of balls we can fit in each tube) is 6 balls. It is not allowed to place a ball in a tube that already has 6 balls. The solution should be a list of tuples, each containing, first, the index of the tube from which a ball is taken and, second, the index of the tube to which it is moved, indexing from 0. Given the initial state of the tubes, represented by the lists below (with the leftmost item being the color of the topmost ball in each tube), what is the shortest list of move tuples that will result in all the balls being correctly sorted? [['Green', 'Red', 'Green', 'Red'], ['Blue', 'Blue', 'Red', 'Green'], ['Red', 'Blue', 'Green', 'Blue']]

The A* prompt continues on the next page.

Continuation of A* prompt:

```

“python
import heapq
from collections import Counter

def a_star():
    # The initialize function initializes and returns the visited_costs
    # dictionary and the priority queue and encodes all of the variables given in the
    # problem (ie the initial state of the tubes, number of tubes, and capacity of each tube)
    initial_state, num_tubes, capacity, visited_costs, queue = initialize()
    # While there are un-visited states
    while queue:
        # Pop the
        # state with the lowest sum of the cost so far and estimated cost to the goal from the queue
        _, g, actions, state = heapq.heappop(queue)
        # Check of the current state is the goal state
        # The goal state is where each tube only contains balls of 1 single color
        if all(len(set(tube)) <= 1 for tube in state):
            return actions
        # Generate all possible actions from
        # the current state, which includes moving a ball from any of the 3 tubes to another tube
        for from_tube_ind in range(num_tubes):
            for to_tube_ind in range(num_tubes):
                #
                # Check if the new state would be valid, ie from_tube and to_tube must not be the same tube
                # And from_tube must at least have 1 ball to move and the to_tube cannot be at capacity
                if from_tube_ind
                != to_tube_ind and state[from_tube_ind] and len(state[to_tube_ind]) < capacity:
                    # Generate the new state
                    new_state = [list(tube[:]) for tube in state]
                    # The ball to move is the topmost ball in the from_tube, at index 0
                    ball_to_move = new_state[from_tube_ind].pop(0)
                    # Add the ball to the top of the to_tube
                    new_state[to_tube_ind].insert(0, ball_to_move)
                    new_state = tuple(tuple(tube) for tube in new_state)
                    # The cost so
                    # far is the number of moves made, as the task is to minimize the number of moves required
                    new_cost = g + 1
                    # If the new state is unvisited or we found a new
                    # path with a lower cost to arrive at this state, add it to the queue of un-visited states
                    if new_state not in visited_costs or new_cost < visited_costs[new_state]:
                        visited_costs[new_state] = new_cost
                        heapq.heappush(queue, (new_cost
                        + heuristic(new_state), g + 1, actions + [(from_tube_ind, to_tube_ind)], new_state))
    return None

def heuristic(tubes):
    # An admissible and consistent heuristic for this problem
    # is the count of balls that are not the same color as the most frequent color in their tube
    # This
    # heuristic relaxes the constraint that only the ball at the top of the tube can be moved
    # It is admissible because it never overestimates
    # the cost to reach the goal, as each mismatched ball must be moved at least once
    # It's consistent
    # because moving a ball from one tube to another reduces the heuristic cost of the successor
    # node by a max of 1 (if the moved ball's color matches the most common color in the new
    # tube but not in the old one), which is equal to the cost of reaching the successor node
    # Thus h(s) is always less than or equal to c(s, n)(equal to 1) + h(n)
    h = 0
    for tube in tubes:
        if tube:
            # If there are ties in the frequency of colors, the most_common_color must be
            # match the color of the balls lower that are in the tube, as moving lower balls is costlier
            reversed_tube = tube[:]
            reversed_tube = reversed_tube[::-1]
            # Get the most common color
            most_common_color = Counter(reversed_tube).most_common(1)[0][0]
            for ball in tube:
                if ball != most_common_color:
                    h += 1
    return h
print(a_star())
“

```

The MSMT A* prompt continues on the next page.

Continuation of MSMT A* prompt:

The target initialize function:

```python

```
def initialize():
 #
 # Define the initial state of the tubes, as a 2d tuple of color of the balls in tubes 0 to 2
 initial_state = (('Green', 'Red', 'Green', 'Red'), ('Blue', 'Blue', 'Red', 'Green'), ('Red', 'Blue', 'Green', 'Blue'))
 # Encoding other variables given in the problem statement
 num_tubes = 3
 capacity = 6
 # Initialize a dictionary to store the cost of reaching each visited state
 visited_costs = {}
 visited_costs[initial_state] = 0

 # Initialize a priority queue of states
 # not yet visited, with the initial state as the first element. The priority of each element
 # is the cost to reach that state (g) + the estimate remaining cost (h) to reach the goal
 # Record the actions
 # required to get to each state in a list; no actions performed to reach the initial state
 queue = [(0, 0, [], initial_state)]

 return initial_state, num_tubes, capacity, visited_costs, queue

```

Given 6 labeled water jugs with capacities 37, 133, 38, 72, 41, 23, 122 liters, we aim to fill 3 unlabeled buckets, numbered 1 to 3 and arranged in a line in ascending order, with 195, 224, 268 liters of water respectively. The amount of water in each unlabeled bucket can not at any point in time exceed the amount of water in the bucket placed before it. Jugs can only be filled to the top and emptied completely, and the unlabeled buckets cannot be overfilled. An action, represented as a tuple ('+', X, Y) or ('-', X, Y), involves adding to or removing water from the unlabeled bucket numbered Y, using the jug with capacity X. Determine the shortest sequence of actions needed to fill the buckets as specified, and present the solution as a list of action tuples in Python syntax.

```python

```
from heapq import heappush, heappop

def a_star():
    jugs, goal_state, initial_state, num_buckets, visited_costs, queue = initialize()
    while queue:
        _, g, actions, state = heappop(queue)
        # If the amount of
        # water in the buckets in the current state equal the goal amounts, return the actions taken
        if state == goal_state:
            return actions
        # Generate all possible actions from the current state,
        # which includes adding or subtracting water using any of the 6 jugs to any of the 3 buckets
        # Iterating
        # through capacities of jugs and index of buckets as the action tuples must include
        # the operation ('+' or '-'), capacity of the jug used, and the index of the bucket affected
        for jug in jugs:
            for bucket_ind in range(num_buckets):
                # Check if adding water using the current jug results
                # in a valid state, ie the addition must not result in overflowing any of the buckets
                if (state[bucket_ind] + jug <= goal_state[bucket_ind]):
                    temp_state = list(state[:])
                    temp_state[bucket_ind] += jug
                    # And the new state must maintain
                    # the constraint on the relative amount of water in the buckets based on their order
                    if all(temp_state[i] <= temp_state[i + 1] for i in range(len(temp_state) - 1)):
                        # Generate the new state
                        new_state = tuple(temp_state)

                        # The cost so far is the number of actions taken, as the task is to minimize
                        # the number of actions required to fill the buckets with the designated amount of water
                        new_cost = g + 1

```

The MSMT A* prompt continues on the next page.

Continuation of MSMT A* prompt:

```

        if new_state not in visited_costs or new_cost < visited_costs[new_state]:
            visited_costs[new_state] = new_cost
            h = heuristic(state, goal_state, jugs)
            # In the
            problem statement the buckets are indexed starting from 1, thus must add 1 to the bucket_ind
            heappush(queue, (new_cost + h, new_cost, actions + ['+', jug, bucket_ind+1], new_state))
            # Check if removing water
            from the bucket results in a valid state. The bucket cannot have a negative amount of water
            if state[bucket_ind] - jug >= 0:
                temp_state = list(state)[:]
                temp_state[bucket_ind] -= jug
                # The constraint on
                the relative amount of water in the buckets based on their order must hold after this action
                if all(temp_state[i] <= temp_state[i + 1] for i in range(len(temp_state) - 1)):
                    new_state = tuple(temp_state)
                    new_cost = g + 1
                    if new_state not in visited_costs or new_cost < visited_costs[new_state]:
                        visited_costs[new_state] = new_cost
                        h = heuristic(state, goal_state, jugs)

            heappush(queue, (new_cost + h, new_cost, actions + ['- ', jug, bucket_ind+1], new_state))
    return None

def heuristic(buckets_state, buckets_goal, jugs):
    # The
    heuristic function can be a simulation of filling buckets greedily, using the next largest
    jug repeatedly as long as the amount of water in the bucket does not exceed the goal amount
    # This heuristic is admissible because it is greedy, always opting for the action
    that fills the buckets the most, ensuring it never overestimates the cost to reach the goal
    # The
    heuristic is consistent as the estimated cost of the next node is higher if water is removed
    from a bucket, or equal or less by at most 1 (equal to the cost of reaching the successor
    node, ie one action) as the maximum amount of water that can be added to the bucket is
    by using the largest jug that won't cause an overflow, which is exactly the jug used to fill
    the bucket in the heuristic. Thus h(n) can never be greater than c(n, n')(equal to 1) + h(n')
    h = 0
    # Sort the jugs by decreasing capacity
    jugs = sorted(jugs, reverse=True)
    # Iterate through the buckets
    for i in range(len(buckets_state)):
        bucket_fill = buckets_state[i]
        goal = buckets_goal[i]
        # Fill the bucket using the next largest jug as long as the bucket does not overflows
        for jug in jugs:
            while bucket_fill + jug < goal:
                bucket_fill += jug
                # Increment the estimated cost to the goal by 1 actions
                h += 1
    return h

print(a_star())
"""
The target initialize function:
"""python
def initialize():
    # Define the capacities
    of the jugs, the goal state, and initial state, with states having an immutable data type
    jugs = [37, 133, 38, 72, 41, 23, 122]
    goal_state = (195, 224, 268)
    initial_state = (0, 0, 0)
    num_buckets = 3
    visited_costs = {}
    visited_costs[initial_state] = 0
    queue = []
    # No actions taken in the initial state
    heappush(queue, (0, 0, [], initial_state))
    return jugs, goal_state, initial_state, num_buckets, visited_costs, queue
"""

```

The MSMT A* prompt continues on the next page.

Continuation of MSMT A* prompt:

In the magic square problem, a 4x4 grid is filled with unique integers ranging from 29 to 54. Some numbers are already given, while others are unknown and represented as 'x'. The sums of columns must be None, 148, 196, None for columns 0 to 3 respectively, and the sums of rows must be None, 187, 149, None for rows 0 to 3 respectively, where None means that we do not have any constraints on the sum of the numbers in the row or column at that index. Also, the sum of the numbers in the diagonal from the top left to the bottom right corner of the grid should equal 166. The goal is to find unique integers in the given range to replace with 'x's in the grid below such that the sum of the specified rows, columns, and diagonal equals the given amounts and the sum of all of the numbers in the grid is as low as possible. The solution should be provided as a list of tuples in Python syntax. Each tuple should contain three numbers: the row index, the column index (both starting from 0), and the value of the unknown number at that position.\n\nGrid:\n[[47 x x 32]\n [x x x 49]\n [x 31 50 x]\n [x x 52 30]]

```
python
import heapq
import math
import numpy as np

def a_star():
    initial_state, num_rows, num_cols, row_sums, col_sums, diagonal_sum, numbers, visited_costs, queue = initialize()
    while queue:
        _, g, actions, state = heapq.heappop(queue)
        # The goal state must not have any unknown numbers, thus we need to get
        (the coordinates of) the unknown numbers to check whether the current state is the goal state
        x_coords = [(i, j) for i, row in enumerate(state) for j, element in enumerate(row) if element == 'x']
        if not x_coords:
            # Convert the cells of the state to ints to calculate
            and compare the sum of the specific positions in the current state with the given goal sums
            state_array = np.array([[int(element) for element in row] for row in state])
            if (np.all([i == j for i, j in zip(np.sum(state_array, axis=0), col_sums) if j]) and
                np.all([i == j for i, j in zip(np.sum(state_array, axis=1), row_sums) if j]) and
                np.trace(state_array) == diagonal_sum):
                return actions
        # If the state
        has at least 1 remaining unknown number, generate all possible actions from the current state
        , which includes replacing the next x in the grid with any of unique integers in the range
        else:
            first_x_coord = x_coords[0]
            # The number must be unique and not be present in any other cells of the grid
            used_numbers = set(int(cell) for row in state for cell in row if cell != 'x')
            for number in numbers:
                # Check if the
                new state, containing the new number, would be valid; ie the number must be unique and the
                sum of specified positions must not exceed the goal sums with the addition of the new number
                sum_x_row_new_state = sum(int(cell) for cell in state[first_x_coord[0]] if cell != 'x') + number
                sum_x_col_new_state = sum(int(state[k][first_x_coord[1]] for k in range(num_rows) if state[k][first_x_coord[1]] != 'x') + number
                sum_diag_new_state = sum(int(state[k][k]) for k in range(num_rows) if state[k][k] != 'x') + number
                if (number not in used_numbers and
                    # If the x is in one of the rows with a given
                    sum, then the sum of the new row, with addition of the number, must not exceed the target sum
                    (row_sums[first_x_coord[0]] is None or sum_x_row_new_state <= row_sums[first_x_coord[0]]) and
                    # Similarly, if the x position is in a column or the diagonal with a goal sum
                    (col_sums[first_x_coord[1]] is None or sum_x_col_new_state <= col_sums[first_x_coord[1]]) and
                    (first_x_coord[0] != first_x_coord[1] or sum_diag_new_state <= diagonal_sum)):
                    # Generate the new state
                    new_state = [list(row[:]) for row in state]
                    new_state[first_x_coord[0]][first_x_coord[1]] = str(number)
                    new_state = tuple(tuple(row) for row in new_state)
                    # The additional cost of this state is the value
                    of the number replaced with x as we are trying to minimize the sum of the numbers in the grid
                    new_cost = g + number
```

The MSMT A* prompt continues on the next page.

Continuation of MSMT A* prompt:

```

        if new_state not in visited_costs or new_cost < visited_costs[new_state]:
            visited_costs[new_state] = new_cost
            # Relaxing
            the constraints on the columns sums and the diagonal sum to calculate the heuristic
            h = heuristic(new_state, row_sums, numbers)
            heapq.heappush(queue, (new_cost
+ h, new_cost, actions + [(first_x_coord[0], first_x_coord[1], number)], new_state))
    return None

def heuristic(state, row_sums, numbers):
    # Relax
    the columns and diagonal sum constraints to compute an admissible and consistent heuristic
    # This heuristic considers the sum
    of differences between the given and current row sums, for rows with a specified sum value
    that have at least one unknown number, filling other x with the smallest unique number
    # The heuristic assumes xs can be filled with the smallest unique
    number satisfying row sum constraints, even if column or diagonal constraints are violated
    , thus reporting a lower cost estimate to reach the goal state, making it admissible
    # The heuristic is consistent, ie non-decreasing along the path to the goal state
    , because the cost of replacing an x in the grid with a number is the number itself, which
    is always greater than or equal to the number used to fill that position in the heuristic
    # Also the cost of the goal state is 0, as the sum
    of the rows equals their goal sums and there are no unknown numbers to fill in the grid
    # Get numbers not used in the state currently
    used_numbers = set(int(cell) for row in state for cell in row if cell != 'x')
    available_numbers = sorted(list(numbers - used_numbers))
    h = 0
    for i in range(len(state)):
        if row_sums[i] is not None:
            row_full = True
            sum_row = sum(int(cell) for cell in state[i] if cell != 'x')
            # Check to see if the row with a target some has any more xs
            for cell in state[i]:
                if cell == 'x':
                    row_full = False
            if not row_full:
                h += row_sums[i] - sum_row
            # Otherwise the sum of a row must equal
            the target sum or there's no path to reach the goal state from this state. Return math.inf
            else:
                if sum_row != row_sums[i]:
                    return math.inf

    #
    For other rows, greedily fill the x positions with the smallest unique number in the range
    else:
        for cell in state[i]:
            if cell == 'x' and available_numbers:
                h += available_numbers.pop(0)

    return h

print(a_star())

```

““

The target initialize function:

“python

```

def initialize():
    # Define the initial state of the grid as a 2d tuple
    initial_state = (('47', 'x', 'x', '32'),
                    ('x', 'x', 'x', '49'),
                    ('x', '31', '50', 'x'),
                    ('x', 'x', '52', '30'))

    num_rows = 4
    num_cols = 4
    row_sums = [None, 187, 149, None]
    col_sums = [None, 148, 196, None]
    diagonal_sum = 166
    # Create the set of the valid numbers that could be in the grid
    numbers = set(range(29, 54))
    visited_costs = {}
    visited_costs[initial_state] = 0
    queue = [(0, 0, [], initial_state)]
    return initial_state
    , num_rows, num_cols, row_sums, col_sums, diagonal_sum, numbers, visited_costs, queue

```

““

The MSMT A* continues on the next page.

Continuation of MSMT A* prompt:

problem statement (city_directed_graph instance 8): We have a map of cities, each represented by a letter, and they are connected by one-way roads. The adjacency matrix below shows the connections between the cities. Each row and column represents a city, and a '1' signifies a direct road from the city of the row to the city of the column. The travel time between any two directly connected cities is the same. Currently, we are located in city 'U'. Our task is to visit city A and city X exactly twice. Determine the quickest route that allows us to visit both these destination cities, ensuring that we stop at the two destinations twice on our path. The sequence in which we visit the destination cities is not important. However, apart from X and A, we can only visit each city once on our path. Provide the solution as a list of the city names on our path, including the start, in Python syntax.

Y O Q X K R A U M L
 Y 0 1 0 0 0 1 1 1 1 1
 O 0 0 0 0 0 0 1 0 0 0
 Q 1 0 0 1 0 1 0 0 1 0
 X 1 0 1 0 0 1 0 0 1 1
 K 0 1 0 1 0 0 1 0 0 0
 R 0 0 0 0 1 0 0 0 0 0
 A 0 0 0 1 0 1 0 0 1 1
 U 0 0 0 0 0 0 0 0 0 1
 M 0 0 1 0 0 0 0 0 0 0
 L 0 1 0 0 0 0 0 0 0 0

The A* algorithm generated by GPT4 for the city_directed_graph problem type during the first stage of MSMT that passed the unit tests: “python

```
import heapq

def a_star():
    # The initialize function initializes and
    # returns the visited_costs dictionary and the priority queue and encodes all of the variables
    # given in the problem (ie the initial and goal board and dimensions of the puzzle board)
    initial_state, goal_state, adjacency_matrix, cities, visited_costs, queue = initialize()
    # While there are un-visited states
    while queue:
        # Pop the
        # state with the lowest sum of the cost so far and estimated cost to the goal from the queue
        _, g, actions, state = heapq.heappop(queue)
        current_city, remaining_cities = state
        # We can check if the
        # current state is the goal state with a simple equality check, as the goal state is predefined
        if not remaining_cities:
            return actions
        # Generate all valid actions from
        # the current state, which includes moving to any of the cities connected to the current city
        for i in range(len(cities)):
            if adjacency_matrix[cities.index(current_city)][i] == 1:
                next_city = cities[i]

                # Check if the next city is a destination city and we have not visited it twice already
                if next_city in remaining_cities:
                    new_remaining_cities = list(remaining_cities)
                    new_remaining_cities.remove(next_city)
                    new_state = (next_city, tuple(new_remaining_cities))
                    new_cost = g + 1
                    if new_state not in visited_costs or new_cost < visited_costs[new_state]:
                        visited_costs[new_state] = new_cost
                        heapq.heappush(queue, (new_cost + heuristic(new_state, goal_state), new_cost, actions + [next_city], new_state))
                # If
                # the next city is not a destination city and we have not visited it before, we can move to it
                elif next_city not in actions:
                    new_state = (next_city, remaining_cities)
                    new_cost = g + 1
                    if new_state not in visited_costs or new_cost < visited_costs[new_state]:
                        visited_costs[new_state] = new_cost
                        heapq.heappush(queue, (new_cost + heuristic(new_state, goal_state), new_cost, actions + [next_city], new_state))
    return None

def heuristic(state, goal_state):
    # An admissible and consistent heuristic is the number of remaining cities to visit
    # The heuristic relaxes the constraint that we can only move to cities connected to the current
    # city and presumes we can move to any of the remaining cities directly from the current city
    # Thus the heuristic reports a lower estimate on the cost to reach goal state and is admissible
    # The heuristic
    # is consistent because the cost of moving to a city is always 1, which is exactly the decrease
    # in the number of remaining cities to visit, if the city is a destination city, otherwise
    # the estimated cost of the successor node is the same or higher, and the heuristic estimate
    # for the goal state is 0, as there are no remaining cities to visit in the goal state.
    return len(state[1])

print(a_star())
```

““

The MSMT A* continues on the next page.

Continuation of MSMT A* prompt:

An example implementation of the target initialize function. Crucial: the value of variables must be updated according to the problem statement, the implementation above is with hypothetical values:

“python

```
def initialize():
    # Define the initial state and the goal state of the puzzle, represented as 3x3 tuples
    initial_state = 'H'
    goal_state = ['K', 'K', 'Z', 'Z']
    # Encoding other variables given in the problem statement
    adjacency_matrix = [[0, 0, 1, 1, 0, 0, 1, 1, 0, 1],
                        [0, 0, 0, 0, 0, 0, 0, 1, 0, 1],
                        [0, 1, 0, 1, 0, 1, 1, 0, 0, 1],
                        [0, 1, 1, 0, 1, 0, 0, 0, 0, 0],
                        [1, 1, 0, 0, 0, 0, 0, 0, 0, 1],
                        [0, 0, 0, 1, 0, 0, 1, 0, 1, 0],
                        [0, 0, 1, 1, 1, 0, 0, 0, 0, 0],
                        [1, 0, 0, 0, 0, 0, 1, 0, 0, 1],
                        [0, 0, 0, 0, 0, 0, 1, 0, 0, 0],
                        [0, 0, 0, 0, 1, 0, 0, 0, 0, 0]]

    cities = ['K', 'B', 'Z', 'S', 'X', 'H', 'O', 'E', 'U', 'V']
    # Initialize a dictionary to store the cost of reaching each visited state
    visited_costs = {}
    visited_costs[(initial_state, tuple(goal_state))] = 0
    # Initialize a priority queue of states
    not yet visited, with the initial state as the first element. The priority of each element
    is the cost to reach that state (g) + the estimate remaining cost (h) to reach the goal
    # Record the actions
    required to get to each state in a list; no actions performed to reach the initial state
    queue = [(0, 0, [], (initial_state, tuple(goal_state)))]
    return initial_state, goal_state, adjacency_matrix, cities, visited_costs, queue
```

““

Initialize the visited_costs dictionary and the priority queue and encode all the variables given of only the last problem in the initialize function as the examples provided above. The value of variables must match the information encoded in the problem statement.

The target initialize function:

GPT4's generation:

“python

```
def initialize():
    # Define the initial state and the goal state of the puzzle, represented as 3x3 tuples
    initial_state = ('U', ('A', 'A', 'X', 'X'))
    goal_state = []
    # Encoding other variables given in the problem statement
    adjacency_matrix = [[0, 1, 0, 0, 0, 1, 1, 1, 1, 1],
                        [0, 0, 0, 0, 0, 0, 1, 0, 0, 0],
                        [1, 0, 0, 1, 0, 1, 0, 0, 1, 0],
                        [1, 0, 1, 0, 0, 1, 0, 0, 1, 1],
                        [0, 1, 0, 1, 0, 0, 1, 0, 0, 0],
                        [0, 0, 0, 0, 1, 0, 0, 0, 0, 0],
                        [0, 0, 0, 1, 0, 1, 0, 0, 1, 1],
                        [0, 0, 0, 0, 0, 0, 0, 0, 0, 1],
                        [0, 0, 1, 0, 0, 0, 0, 0, 0, 0],
                        [0, 1, 0, 0, 0, 0, 0, 0, 0, 0]]

    cities = ['Y', 'O', 'Q', 'X', 'K', 'R', 'A', 'U', 'M', 'L']
    # Initialize a dictionary to store the cost of reaching each visited state
    visited_costs = {}
    visited_costs[initial_state] = 0
    # Initialize a priority queue of states
    not yet visited, with the initial state as the first element. The priority of each element
    is the cost to reach that state (g) + the estimate remaining cost (h) to reach the goal
    # Record the actions
    required to get to each state in a list; no actions performed to reach the initial state
    queue = [(0, 0, [initial_state[0]], initial_state)]
    return initial_state, goal_state, adjacency_matrix, cities, visited_costs, queue
```

LLM-code run result: ['U', 'L', 'O', 'A', 'X', 'Y', 'A', 'X']

Solution is feasible! Solution is correct! Solution is optimal! Computation time of the LLM code is 97% of the our A* code computation time.

Table 32: GPT4's solution for a city_directed_graph problem using MSMT A* prompting method.

I Hosting, Licensing, and Maintenance

We accept responsibility for any violations of rights that might have occurred in the curation of this dataset. We affirm that the dataset is composed solely of search problems and does not include any sensitive information. The data and code associated with SearchBench are licensed under the Creative Commons (CC BY-SA) license, ensuring open access and usability for the research community.

To ensure the long-term availability and preservation of the SearchBench dataset, we have hosted it on both Hugging Face and GitHub. Moreover, we will provide full access to the code for prompting and inference methods, as well as automated pipelines for generating and evaluating an arbitrary number of instances through these platforms, after the double blind review period. We are committed to maintaining the dataset on these platforms with continued open access. Additionally, we anticipate releasing future versions of this dataset with increased scalability.