

SEE IT FROM MY PERSPECTIVE: HOW LANGUAGE AFFECTS CULTURAL BIAS IN IMAGE UNDERSTANDING

Amith Ananthram[◊], Elias Stengel-Eskin[†], Mohit Bansal[†], Kathleen McKeown[◊]

[◊]Columbia University [†]UNC Chapel Hill
amith@cs.columbia.edu

ABSTRACT

Vision-language models (VLMs) can respond to queries about images in many languages. However, beyond language, *culture* affects *how* we see things. For example, individuals from Western cultures focus more on the central figure in an image while individuals from East Asian cultures attend more to scene context (Nisbett et al., 2001). In this work, we characterize the Western bias of VLMs in image understanding and investigate the role that language plays in this disparity. We evaluate VLMs across subjective and objective visual tasks with culturally diverse images and annotations. We find that VLMs perform better on the Western split than on the East Asian split of each task. Through controlled experimentation, we trace one source of this bias in *image understanding* to the lack of diversity in *language model* construction. While inference in a language nearer to a culture can lead to reductions in bias, we show it is much more effective when that language was well-represented during text-only pre-training. Interestingly, this yields bias reductions even when prompting in English. Our work highlights the importance of richer representation of all languages in building equitable VLMs. We make both our code and our models available at <https://github.com/amith-ananthram/see-it-from-my-perspective>.

1 INTRODUCTION

In *Ways of Seeing*, the art critic John Berger writes “The way we see things is affected by *what we know* and *what we believe*.” This knowledge and these beliefs are informed by culture (Goldstein, 1957). Research from the cognitive sciences shows that culture mediates aspects of visual perception like color grouping and attentional focus (Chiao & Harada, 2008). While many studies have found that language models exhibit a Western worldview in knowledge (e.g. entities) and beliefs (e.g. values) (Xu et al., 2024), how vision-language models (VLMs) see things remains understudied. Whose perspective do state-of-the-art VLMs model? And how does language affect this perspective?

Recent progress in image-conditioned NLP has been driven by fusing pre-trained vision encoders with large language models (LLMs) to build VLMs (Awais et al., 2023). By leveraging the knowledge in their constituent LLMs, VLMs generalize to many image understanding tasks in a zero-shot fashion (Tsimpoukelli et al., 2021). Moreover, because their LLMs are often multilingual (Blevins & Zettlemoyer, 2022), some VLMs can respond fluently to queries about images in many languages.

However, while VLMs can generate text in *different languages*, they should also reflect *different cultures*, accurately modeling their imagery and perspectives (see Figure 1). This is not guaranteed through translation alone. Prior work has shown that vision encoders suffer degraded performance on non-Western images in objective tasks like object identification (De Vries et al., 2019; Richards et al., 2023; Nwatu et al., 2023) due to the distribution of images seen during multimodal fusion (Shankar et al., 2017; Pouget et al., 2024). In contrast, our focus is the effect of *language* on bias in both *objective* and *subjective* image understanding. **In particular, how does using a culturally closer language (during both text-only pre-training and prompting) affect this bias?**

We begin by evaluating off-the-shelf VLMs in multiple languages on tasks with images and labels from representative Western and East Asian cultures: object identification (Rojas et al., 2022), question answering (Schwenk et al., 2022; Romero et al., 2024), and art emotion classification (Mohamed et al., 2022). Then, to isolate the effect of language on bias in these tasks, we train our own

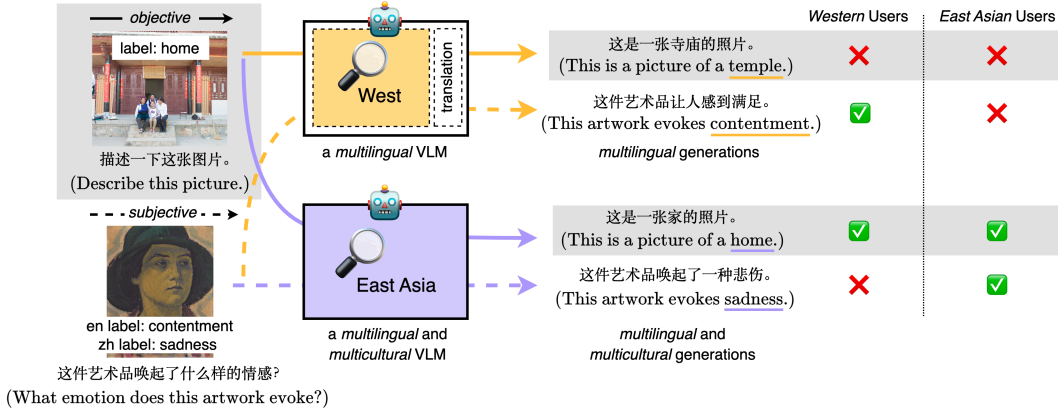


Figure 1: Whose perspective do VLMs model? Despite being *multilingual*, state-of-the-art VLMs exhibit a bias toward imagery and perspectives from Western culture. A more balanced language mix during text-only pre-training produces VLMs that are both *multilingual* and *multicultural*.

VLMs in a controlled setting. This restricts us to languages with publicly available LLMs that are comparable and strong enough to adapt to multimodal tasks: English and Chinese (Xu et al., 2024).

We find nearly all off-the-shelf VLMs exhibit a Western bias in every task, performing better on examples from both the narrow set of English-speaking countries and a broader set spanning North America / Western Europe (i.e. “the West”, Spielvogel et al. (2012)) than on examples from China and its neighbors (i.e. East Asia, Choi (2010)). Moreover, this bias is not consistently reduced by prompting in Chinese instead of English even though Chinese is culturally closer to East Asia.

To understand this, we train comparable LLaVa variants (Liu et al., 2024) by fusing CLIP (Radford et al., 2021) with the 7B-parameter instruction-tuned variants of Llama2 and Baichuan2, which were pre-trained on 2 trillion (T) tokens of English and English/Chinese respectively (Touvron et al., 2023; Yang et al., 2023). We find that using a more representative language mix during LLM pre-training reduces model bias in visual tasks in both the narrow set of Chinese-speaking countries and the broader set of its East Asian neighbors, even when prompting in English. Moreover, while prompting in Chinese leads to reductions in bias, these reductions are much larger when Chinese is well represented during pre-training. These findings are more pronounced in subjective tasks like art emotion classification, but surprisingly, they hold for objective tasks such as visual question answering where we might otherwise expect the pre-training language mix to have no effect. Finally, while we might hope to see similar reductions by simply using a smaller-scale multilingual fusion corpus, we show this is no replacement for an LLM pre-trained on large quantities of Chinese text.

These results have important implications for the development of VLMs. Though we might hope that models leverage culturally-relevant associations when prompted in a language closer to a target culture, they do so much more effectively when that language was common during LLM pre-training. AI risks perpetuating hegemonies online, resulting in algorithmic monoculture (Bender et al., 2021). In fact, Western bias in VLMs is being exacerbated as models scale (Richards et al., 2023). Truly representative multimodal AI requires investment in multilingual foundation models.

Note: To measure **Western / East Asian bias**, we evaluate VLMs on examples with images and annotations from as many Western / East Asian countries as exist in published benchmarks (see Table 1). This includes both English / Chinese-speaking countries and their geographical and cultural neighbors (Spielvogel et al. (2012), Choi (2010)). While our controlled study of how language affects this bias is limited to only English and Chinese due to a lack of comparable multilingual LLMs, our evaluation examples span this more representative set of countries. Thus, we refer to our objects of study as *Western* and *East Asian* bias as a convenient shorthand.

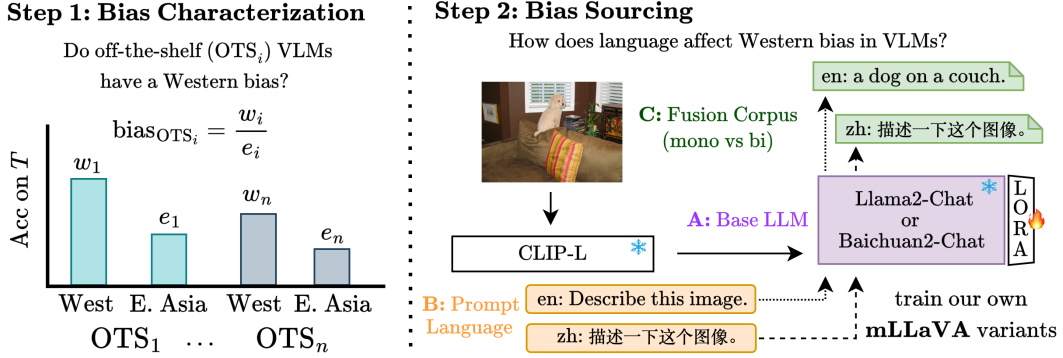


Figure 2: Our approach. **Step 1:** We measure the Western bias of off-the-shelf (OTS_i) VLMs on *culturally diverse* image understanding tasks by comparing their performance on each task’s Western and East Asian splits. **Step 2:** We train comparable multilingual VLMs (mLLaVA). We explore three model design choices focused on *language*: (A) the language mix in the pre-training corpus of the base LLM; (B) the prompting language; and (C) the language mix in the multimodal fusion corpus. We test each mLLaVA variant, measuring the effects of (A), (B), and (C) on Western bias.

In summary, our contributions are:

1. We show that VLMs exhibit a Western bias on both subjective and objective visual tasks.
2. We trace this Western bias to the language mix seen by VLMs during text-only pre-training; a more balanced mix reduces VLM bias, even when prompting in English.
3. While prompting in a culturally closer language can reduce Western bias in some VLMs, it is much more effective when that language is well represented during pre-training.
4. Both a balanced pre-training language mix and prompting in a culturally related language yield significant reductions in bias for both objective and subjective visual tasks.
5. A multilingual fusion corpus is not a substitute for pre-training with large amounts of multilingual text; addressing VLM bias requires intervention early in model development.

2 RELATED WORK

Cognitive science has shown that individuals from Western and East Asian cultures exhibit regular differences in perception when categorizing colors, grouping objects and attending to images (Bornstein, 1975; Goh et al., 2007; Nisbett et al., 2001).

In the language only setting, prior work has probed models for such cultural alignment, finding that they exhibit a Western bias in the world knowledge (Naous et al., 2023) and values (AlKhamissi et al., 2024) they encode. In the multimodal setting, the focus has been on characterizing Western bias in object detection and scene understanding (De Vries et al., 2019; Liu et al., 2021; Richards et al., 2023; Nwatu et al., 2023), tracing it to the distribution of images used for multimodal fusion (Shankar et al., 2017; Pouget et al., 2024). Proposed methods for reducing this bias rely on painstakingly constructing static knowledge bases (Yin et al., 2023) from Wikipedia (which can reflect this same Western lens, Naous et al. (2023)) or complicated prompting pipelines tightly coupled to a single task (Song et al., 2024). Moreover, many methods assume that diverse concepts from different cultures are interchangeable (for example the Chinese *erhu*, a string instrument, and Western drums), potentially stripping away culturally specific nuance (Zeng et al., 2023; Li & Zhang, 2023).

In contrast, we measure Western bias in both objective and subjective tasks where we want to *preserve* cultural differences. Moreover, while prior work has emphasized the effect of the pre-training image distribution on image understanding, we investigate the effects of the pre-training *language* distribution. Language reflects the lived experience of the people who use it (Andreas, 2022). Ye et al. (2023) find that human and machine captions exhibit language-specific regularities. We extend their work to other image understanding tasks, focusing on cultural regularities and the language modeling choices that produce them. As most text online is unimodal (Villalobos et al., 2022), this understanding allows us to better leverage this valuable resource to build more representative VLMs.

3 METHODS

We illustrate our approach in Figure 2. In step 1, *Bias Characterization*, we evaluate off-the-shelf (OTS) VLMs on *culturally diverse* visual tasks. We measure Western bias by comparing their performance on each task’s Western and East Asian splits. In step 2, *Bias Sourcing*, we train comparable multilingual VLMs (mLLaVA), isolating the effects of language modeling choices on Western bias.

Tasks We select three tasks to evaluate Western bias in image understanding (Figure 3): the objective object identification and question answering and the subjective art emotion classification. Each task exhibits *image diversity* (from diverse places) or *label diversity* (from diverse annotators).

For each task T , we use images and annotations from North America and Western Europe as our Western split, $X_{\text{west}}, Y_{\text{west}}$; and we use images and annotations from East Asia as our East Asian split, $X_{\text{east}}, Y_{\text{east}}$. For each split, we include as many countries as are available across published benchmarks. Moreover, we assume that both the place an image was taken and the language spoken by an annotator are reasonable proxies for culture, a simplification made in other work as it is otherwise difficult to stratify evaluation tasks by culture (Goldstein, 1957; Ye et al., 2023).

In the non-Western setting, we focus on the culture of East Asia for several reasons. First, due to its inclusion of China, it is the highest resourced of all non-Western cultures. Thus, the bias we measure here should be a floor for the bias relative to other cultures; as other cultures are less resourced, the problem should be worse. Second, our goal is to identify the effect of *language* on any Western bias we measure. This requires controlled experimentation with LLMs pre-trained on equivalently large quantities of non-Western language. This restricts us to Chinese and East Asia (Xu et al., 2024).

Defining Bias Our focus is *error disparity* – given an evaluation metric M and a task T with two disjoint sets X_A, Y_A and X_B, Y_B (where X are inputs, Y are their labels and A, B are values of attribute \mathcal{R}), a model f_θ that is unbiased with respect to \mathcal{R} should perform similarly on X_A and X_B (Dwork et al., 2012; Shah et al., 2019; Czarnowska et al., 2021). That is, we expect:

$$M(f_\theta(X_A), Y_A) = M(f_\theta(X_B), Y_B) \quad (1)$$

Their ratio is the bias of f_θ with respect to \mathcal{R} . Here, \mathcal{R} is culture, and our metric for Western bias is:

$$\text{bias}_{f_\theta} = \frac{M(f_\theta(X_{\text{West}}), Y_{\text{West}})}{M(f_\theta(X_{\text{East Asia}}), Y_{\text{East Asia}})} \quad (2)$$

which measures how many times as good f_θ is on the Western split of T as on its East Asian split. For example, if f_θ were unbiased at task T , its accuracy should be similar on both splits so $\text{bias}_{f_\theta} = 1$. However, if its accuracy were twice as high on T ’s Western split, $\text{bias}_{f_\theta} = 2$.

3.1 STEP 1: BIAS CHARACTERIZATION

We choose a representative set of n off-the-shelf VLMs, $\{\text{OTS}_i : 1 \leq i \leq n\}$ and evaluate each one on our selected tasks. Then, we measure the Western bias of each OTS_i (“Step 1” in Figure 2).

We evaluate each OTS_i in a zero-shot setting as most datasets for these tasks skew Western (i.e., images from Western countries annotated by English speakers). Fine-tuning on such a dataset would complicate our evaluation of the underlying VLM’s bias. Additionally, given the broader trend toward large general purpose VLMs we believe that the zero-shot setting is also the most realistic.

We evaluate each OTS_i twice, with English and Chinese prompts. This allows us to test whether VLMs model the perspective of a culture more effectively when queried in a related language.

3.2 STEP 2: BIAS SOURCING

While we can characterize Western bias in existing VLMs, this does not allow us to make causal claims regarding its source. Each of the VLMs we evaluate differ from one another across many different axes: parameters, pre-training corpora and task-specific fine-tuning.

Thus, to disentangle the effects of language modeling choices, we train our own comparable VLMs (**mLLaVA**). We follow the training recipe of LLaVa: we fuse a pre-trained image encoder to a pre-trained base LLM by training on a multimodal fusion corpus of paired images and text (Liu et al.,







	Object Identification	Question Answering	Art Emotion Classification
	Dollar Street	A-OKVQA* / CVQA	ArtELingo
	United States, Canada, United Kingdom, France, Spain, Italy, Netherlands, Sweden, Switzerland, Denmark	United States*, Canada*, Europe*, France, Spain, Ireland, Norway	English speaking annotators
Western	 home	 How is the cake decorated? Piping	 fear
East Asian	 kitchenware	 What food is this? Youtiao	 contentment
	China, Mongolia, South Korea, Cambodia, Thailand, Vietnam	China, Mongolia, South Korea, Japan	Chinese speaking annotators

Figure 3: Examples from our *culturally diverse* image understanding tasks which range from the *objective* to the *subjective*: object identification, question answering and art emotion classification.

2024). To allow direct comparison, we keep everything fixed and systematically explore three axes of variation (the letters below correspond to **mLLaVA** elements in “Step 2” of Figure 2):

- A) the language composition during pre-training of the base LLM (for the same # of tokens)
- B) the prompting language during inference (for semantically equivalent prompts)
- C) and, the language composition (monolingual/bilingual) during multimodal fusion (for the same images and semantic content).

Measuring Reductions in Bias Models have different strengths – one might be better than another at both the Western and East Asian split of a particular task. This task-specific strength stems from the genres represented in their pre-training (Tiong et al., 2024) and is orthogonal to bias reduction. Model *A* could be much better on the Western split of a task and only slightly better on the East Asian split when compared to another model *B*. Even though *A* performs better than *B* on the East Asian split due to its strength in that task, it is more biased than *B*. Therefore, when evaluating the effects of modeling choices, we measure the resultant *reduction in bias*.

4 EXPERIMENTS

4.1 TASKS

For each of our tasks, we select relevant portions of standard benchmarks to be our Western and East Asian splits (Table 1). For object identification and question answering, each split is broken into a narrow language-focused subset of only English and Chinese speaking countries (“en/zh”) and an expansive regional subset (“region”) of every available country from North America/Western Europe and East Asia. For examples, see Figure 3. Further details can be found in Section A.1.

Object Identification: Dollar Street To measure Western bias in object identification, we use Dollar Street (Rojas et al., 2022). It contains images of 289 types of everyday objects manually labeled and uploaded by individuals from around the world (exhibiting *image diversity* and *label diversity*). As the labels include “toothbrush”, “toilet” and “tv”, we consider this task to be *objective*.

Chinese prompts and labels were hand-translated by native speakers. We evaluate VLMs in an open generation setting. As some images have multiple labels, we judge generations permissively using an LLM, granting credit for matching any correct label. Details can be found in Section A.1.1.

Table 1: Our tasks: object identification (Obj. Id.), visual question answering (VQA) and art emotion classification (Art). ID and LD specify image and label diversity (\downarrow : low, \uparrow : high). “Prompts”, the source of English and Chinese prompts (HW: hand-written, MT: machine translated). “Eval”, how each task is evaluated (LM: LLM-as-a-Judge, MC: multiple choice). “Western” and “East Asian”, the countries/languages in each task’s splits. For examples from each task, see Figure 3.

	ID / LD		Prompts en zh		Eval	Subset	Western	East Asian
Obj. Id.	\uparrow \uparrow		HW	HW	LM	<i>en/zh</i>	US, Canada, UK	China
						<i>region</i>	+ France, Spain, Italy, Switzerland, Denmark, Netherlands, Sweden	+ Mongolia, S. Korea, Vietnam, Cambodia, Thailand
VQA	\uparrow \uparrow		HW	MT	MC	<i>en/zh</i>	A-OKVQA	China
						<i>region</i>	+ Spain, France Ireland, Norway	+ Mongolia, S. Korea, Japan
Art	\downarrow \uparrow		HW	HW	MC	<i>opp val all</i>	English speaking annotators	Chinese speaking annotators

Question Answering: AOKVQA & CVQA To measure Western bias in question answering, we use A-OKVQA and CVQA (Schwenk et al., 2022; Romero et al., 2024). A-OKVQA contains images from MSCOCO queried from websites like Flickr for Western concepts from ImageNet (Lin et al., 2014). 80%+ of the images are from North America or Europe (Kirillov et al., 2023). Questions and 4 candidate answers (1 correct, 3 distractors) were written by English speakers on Mechanical Turk. CVQA is a complementary benchmark whose images and annotations are drawn from around the world. Annotators from 28 countries identified culturally relevant images and then annotated those images with questions and 4 candidate answers in both their native language and in English. Thus, the images, questions and answers in these benchmarks exhibit *image diversity* and *label diversity*. As these questions have globally correct answers, we consider VQA to be *objective*.

As our questions and answers are in English, to allow inference in Chinese, we translate questions and candidate answers with the Google Translate API. A native Chinese speaker evaluated 50 of these translations, assigning them an average score of 3.82 on a 4-point Likert scale, indicating high quality. We evaluate VLMs in a multiple-choice setting, using another LLM to select the closest candidate answer from each generation to calculate accuracy. Details can be found in Section A.1.2.

Emotions in Artwork: ArtELingo To measure Western bias in art emotion classification, we use the ArtELingo corpus (Achlioptas et al., 2021; Mohamed et al., 2022). ArtELingo contains emotion labels and textual rationales from English and Chinese speaking annotators for 80,000 works from WikiArt. It covers 9 emotions: 4 positive (amusement, awe, contentment, excitement), 4 negative (anger, disgust, fear, sadness) and a catch-all, “something else”. Each work of art receives 5 annotations for each language. While this task is *subjective*, we consider only the works of art with moderately high agreement in a language (≥ 3 annotators) to ensure cultural consensus. Additionally, we ignore all cases where the majority label was “something else”. The artwork in ArtELingo was mostly created by Western artists so it exhibits low *image diversity* but high *label diversity*.

Of particular interest is art assigned a positive emotion by English annotators and a negative emotion by Chinese annotators (or vice versa). For this *opposite valence* subset, we know the disagreement extends beyond imperfect translation of emotion labels. Annotators perceived the art differently.

We evaluate VLMs on this task in an open-generation setting and select the candidate emotion closest to each generation using another LLM. Details can be found in Section A.1.3.

4.2 STEP 1: BIAS CHARACTERIZATION

Off-the-Shelf Models: OTS_i We select VLMs that differ along multiples axes (pre-training corpus, parameter count, etc.): the English BLIP2 (Flan-T5-XXL) (Li et al., 2023), LLaVA-1.5 (Llama-7B & Mistral-7B)¹ (Liu et al., 2023); the bilingual English/Chinese Qwen-VL (7B & 7B-Chat) (Bai et al., 2023); and the multilingual mBLIP (Bloomz-7B) (Geigle et al., 2023).

¹<https://huggingface.co/SkunkworksAI/BakLLaVA-1>

Evaluating Generations: M As we generate open-ended text from our off-the-shelf models OTS_i and our **mLLaVA** variants for Object Identification, we evaluate this particular task using an LLM-as-a-Judge, specifically `Prometheus-2-8x7B` (Kim et al., 2024). Recent work has shown that LLM judgments are highly correlated with human ratings, especially for the short texts compared in image understanding tasks (Zheng et al., 2024; Ging et al., 2023). We use `Prometheus-2` instead of `GPT-4` as it is significantly cheaper and perfectly reproducible (the weights are fixed and published). We validate its effectiveness by comparing its judgments to those from native English and Chinese speakers for a sample of our generations. We find that our judge LLM agrees with our human raters between 88 – 89% of the time in English and Chinese with Cohen’s κ values between 0.65 – 0.66 indicating substantial agreement (Cohen, 1960). Additional details can be found in Section A.2.1.

For VQA and Art Emotion Classification, which are both multiple choice tasks, we use `Mistral-7B-Instruct-v0.2` to extract the candidate answer closest to the one described in each generation rather than using an LLM-as-a-Judge (Jiang et al., 2023). This extracted answer is used to calculate accuracy/F1. Additional details for these tasks are in Sections A.2.2 and A.2.3.

4.3 STEP 2: BIAS SOURCING

Base LLMs To measure the effect of a base LLM’s pre-training language mix on bias in image understanding, we choose two LLMs with different mixes but that are otherwise comparable: `Llama2` and `Baichuan2` (Touvron et al., 2023; Yang et al., 2023). We use their 7B parameter, instruction-tuned (“Chat”) variants, each pre-trained on 2T tokens. Their most significant difference is the language mix during pre-training: `Llama2` was trained on mostly English while `Baichuan2` was trained on a balanced mix of English and Chinese. Additional details can be found in A.3.1.

Fusion Corpus Construction For each of our base LLMs, we train English, Chinese and bilingual (English/Chinese) variants, requiring 3 comparable multimodal fusion corpora. For English, we use the fusion corpus constructed for the original LLaVA models: 595,375 image-text pre-training examples from CC3M and 157,712 synthetic visual instructions for images from MS-COCO (Lin et al., 2014; Liu et al., 2024). For Chinese, we use a publicly available machine translation² of this corpus which we ask a native speaker to evaluate. They assigned a random sample of 50 translations an average score of 3.76 on a 4-point Likert scale, indicating high quality. For our bilingual corpus, we randomly sample half of each monolingual corpus, ensuring no image overlap. This results in 3 fusion corpora with semantically equivalent captions in English or Chinese for the same images.

Training Details We train 6 **mLLaVA** variants ($2 \text{ base LLMs} \times 3 \text{ fusion corpora}$) using the publicly released LLaVA recipe (Liu et al., 2024). Additional details can be found in Section A.3.

5 RESULTS

5.1 DO STATE-OF-THE-ART VLMS EXHIBIT A WESTERN BIAS IN IMAGE UNDERSTANDING?

In Figure 4, we plot the Western bias (Western performance divided by East Asian) of our off-the-shelf VLMS when prompted in English (●) and Chinese (✕) (full results are in the Appendix, Table 5). **90%+ of these VLMS exhibit a Western bias on each task** – they lie in the gold region. This holds for objective (object identification, VQA) and subjective tasks (art emotion classification).

Moreover, in **only 15/30 model task evaluations, Western bias is reduced when prompting in Chinese** (the Chinese ✕ appears to the left of the English ●). 3 models have reduced bias on Dollar Street, 3 have reduced bias on VQA, and 2 have reduced bias on ArtELingo. **While some VLMS are less biased when prompted in Chinese, this is not consistently true for all.**

Models like Qwen-VL that benefit from Chinese prompting in one task tend to see benefits in other tasks as well. This suggests that leveraging Chinese for better East Asian image understanding is a model-specific quality. It is also instructive to consider which models exhibit the least bias in English (i.e., with leftmost ●). `mBLIP` is one such example (Geigle et al., 2023). One defining characteristic of this VLM is that its base LLM is the multilingual `Bloomz` (Muennighoff et al.,

²<https://huggingface.co/datasets/LinkSoul/Chinese-LLaVA-Vision-Instructions>

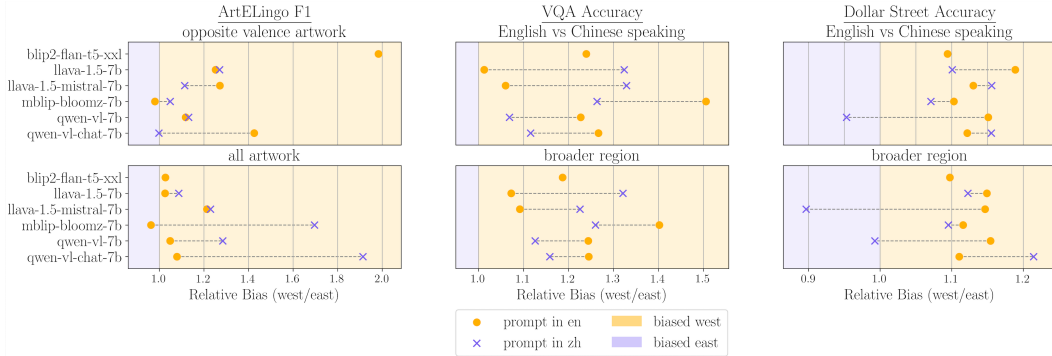


Figure 4: The bias (Western performance divided by East Asian performance) of each of our OTS; VLMs when prompted in English (●) and Chinese (×). Markers that fall in the gold / purple regions indicate Western and East Asian biases respectively. **While Western bias reductions are seen across all tasks when prompting in Chinese, they are not seen consistently (in only 15/30 cases).**

2022). It is possible it uses more diverse associations from its multilingual pre-training corpus during multimodal inference, even in English. We investigate this further in the next section.

5.2 STEP 2: BIAS SOURCING

First, we note that base LLMs endow their VLMs with strengths in different tasks. When a Llama2-based model is better than the Baichuan2-based model in one split (West or East) for a particular task, it is generally better at the other split too. For example, in English, the Llama2-based models are better at object identification while Baichuan2-based models are better at art emotion classification.

However, our focus is bias as measured by the ratio between each model’s scores on a task’s Western and East Asian splits (Equation 2). A model with a bias of 1 is unbiased while 2 means it performs twice as well on the Western split. To study how bias changes with our three language modeling choices, we measure the difference in bias between two comparable mLLaVA variants, calculating significance using a two-factor design (Krzywinski, 2014). We plot these reductions along the x -axis in Figures 5a, 5b and 5c. Absolute scores (with p values) are in the Appendix, Table 6.

5.2.1 HOW DOES THE LLM LANGUAGE MIX AFFECT BIAS IN IMAGE UNDERSTANDING?

We find that **pre-training the base LLM on a more balanced mix of languages (that is, more Chinese as for Baichuan2) reduces Western bias in image understanding** (Figure 5a).

We observe **significant reductions in bias for both *objective* and *subjective* tasks when prompting in Chinese**. For VQA, we see significant reductions in Western bias from 1.50 to 1.17 (Western accuracy went from 1.50 times the East Asian accuracy to 1.17 times) on the fine-grained English/Chinese-speaking country subset and reductions of $1.29 \rightarrow 1.16$ on the coarse-grained regional subset. On the subjective ArtELingo, we see significant reductions in Western bias of $2.47 \rightarrow 1.23$ on the subset where English and Chinese speakers disagree on the valence of the emotion (“opposite valence”) and $1.82 \rightarrow 1.16$ on the full benchmark (“indicated by all”).

We also see that more Chinese during text-only pre-training significantly **reduces bias for subjective tasks even when prompting in English**. On ArtELingo, we see reductions of $3.45 \rightarrow 2.71$ and $2.20 \rightarrow 1.98$ on the “opposite valence” and “all” subsets respectively.

5.2.2 HOW DOES THE PROMPTING LANGUAGE AFFECT BIAS IN IMAGE UNDERSTANDING?

Prompting in a culturally closer language reduces Western bias on objective & subjective visual tasks, especially if the language was common during LLM pre-training (Figure 5b).

With the mostly English Llama2 as our base LLM, we see minimal reductions in Western bias on VQA when prompting in Chinese. In contrast, using the bilingual Baichuan2 as our base LLM, we see a significant reduction in bias for VQA of $1.45 \rightarrow 1.17$ on the “en/zh” subset and a reduction



Figure 5: The change in bias (Western performance divided by East Asian performance) of each our mLLaVA variants. Markers that fall in the gold region indicate a Western bias; in the purple region, an East Asian bias. Unbroken lines indicate bias reductions that are significant at the $\alpha = 0.05$ level.

of $1.27 \rightarrow 1.16$ on the “broader region” subset. On the subjective ArtELingo, our Llama2-based VLM sees significant bias reductions of $3.45 \rightarrow 2.47$ and $2.20 \rightarrow 1.82$ on the “opposite valence” and “all” subsets when prompting in Chinese. However, for our Baichuan2-based VLM, reductions are even larger: $2.72 \rightarrow 1.23$ and $1.98 \rightarrow 1.16$ on “opposite valence” and “all” respectively.

5.2.3 HOW DOES THE FUSION LANGUAGE MIX AFFECT BIAS IN IMAGE UNDERSTANDING?

Finally, our results show that **training on a balanced language mix during multimodal fusion yields no consistent change in Western bias in objective tasks**. However, on subjective tasks, a bilingual fusion corpus results in a stronger alignment between the prompting language and the perspective of its speakers, especially for English and the Western perspective (Figure 5c).

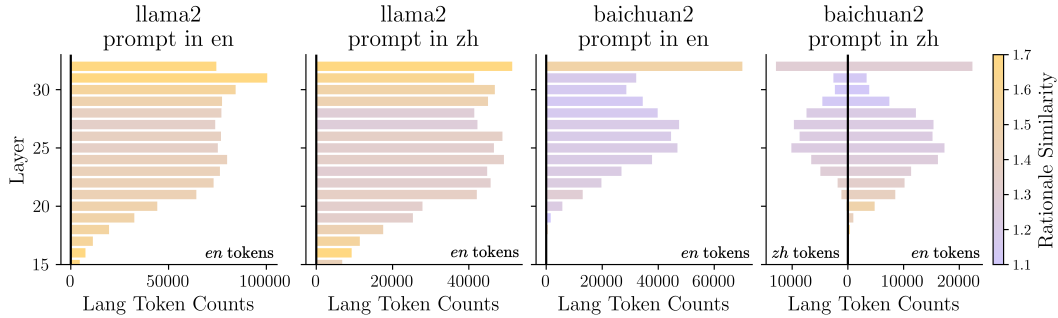


Figure 6: We map hidden states from our mLLaVA VLMs for images in ArtELingo’s *opp val* subset to their nearest tokens (Nostalgebraist, 2020). Despite generating fluent Chinese, our Llama2 VLM hidden states map to English; in our Baichuan2 VLM, they map to both English and Chinese. Moreover, in both Baichuan2 VLMs, mapped tokens are more **similar** to ArtELingo’s Chinese rationales.

With Llama2, including Chinese during multimodal fusion increases Western bias on ArtELingo (“all”) when prompting in English (from 2.19 \rightarrow 2.65) but including English decreases bias on the “opposite valence” and “all” subsets when prompting in Chinese (2.47 \rightarrow 2.12, 1.82 \rightarrow 1.40). With the bilingual Baichuan2, including Chinese during multimodal fusion increases Western bias on both subsets of ArtELingo when prompting in English (2.71 \rightarrow 5.50, 1.98 \rightarrow 3.40) but including English leaves Western bias unchanged when prompting in Chinese.

5.2.4 WHY DO BAICHUAN2 VARIANTS GENERATE MORE CULTURALLY ALIGNED CHINESE?

The much larger reductions in bias we see from using Chinese to prompt Baichuan2 suggests that while Llama2 generates fluent Chinese, it is not effectively modeling the visual perspective of a Chinese language speaker. In Figure 6, we explore this mechanistically by decoding hidden states from our Llama2 and Baichuan2 mLLaVA variants for images in ArtELingo’s *opposite valence* subset using the logit lens (Nostalgebraist, 2020). For Llama2, hidden states only decode to English, even when trained to generate Chinese, while for Baichuan2, they decode to both English and Chinese. Moreover, the decoded hidden states from Baichuan2 are more similar to the rationales provided by Chinese language annotators for their annotations than the decoded hidden states from their Llama2 counterparts; unlike Llama2, Baichuan2 actually leverages associations that are culturally Chinese. Thus, our work provides corroborating evidence in image understanding (both *intrinsic*, via probing, and *extrinsic*, via task evaluation) for a prior study that showed that Llama2 “works” in English (Wendler et al., 2024). Technical details of this probing are in Section A.4 of the Appendix.

6 DISCUSSION AND CONCLUSION

Our work shows that VLMs exhibit a Western bias in image understanding that stems in part from the language mix in their text-only pre-training. While we focus on Chinese because it is resourced enough for controlled experimentation, this also lends greater weight to our results: it is a floor for Western bias. We should expect the bias relative to other less-resourced cultures to be even greater.

Prior work has shown that LLMs encode cultural knowledge from their pre-training in their weights (Kassner et al., 2021). We extend this analysis to VLMs. Including more Chinese in *language pre-training* results in a VLM with reduced Western bias in *image understanding*. On objective tasks, these VLMs leverage pre-training knowledge to make sense of diverse images. And on subjective tasks, they are better models of non-Western perspectives, even when prompted in English.

Finally, while multilingual image-text retrieval (Ramos et al., 2024) and machine translation (Zhou et al., 2021; Qiu et al., 2022; Geigle et al., 2023) can both produce multilingual VLMs, our results suggest limitations to these methods. LLMs trained on naturally occurring non-English language learn cultural associations relevant to diverse image understanding. The short texts in multimodal corpora likely contain little cultural knowledge. And if machine translation is employed, we should expect even less. The Western bias of these models cannot be fixed in the final stages of VLM development – its remediation requires consideration from the start (Santy et al., 2023).

7 ETHICS STATEMENT

Our work relies on the simplifying assumption that both the country where an image was taken and the language in which it was annotated are reliable indicators of a fixed, underlying culture. Though this reduction is unfortunately necessary in AI research due to the lack of datasets with rich cultural annotations, it runs the risk of reinforcing stereotypes by stripping away important nuance.

Moreover, while we draw images from a variety of representative countries when constructing our Western and East Asian task subsets, our study of the role that language plays in VLM bias is limited to English and Chinese. This is due to the unavailability of comparable LLMs for other East Asian languages. While the assumption that English is closer to Western culture than Chinese (and that Chinese is closer to East Asian culture than English) helps explain the bias reductions we see in our results, we emphasize here that neither English nor Chinese perfectly reflects Western and East Asian cultures in their entirety. Both languages are widely spoken in countries around the world and both the West and East Asia are home to millions of people that speak neither.

While we are sensitive to these dimensions of our work, we still believe that studies like ours are an important first step toward addressing cultural bias in AI by providing insights regarding its source. It is our hope that future work will build on ours and bridge these remaining gaps.

Finally, all vision-language models have the potential for harmful use including but not limited to surveillance. As our focus is on understanding the modeling decisions behind bias in existing VLMs, we have no additional concerns regarding harmful use beyond those relevant to the broader field.

8 REPRODUCIBILITY STATEMENT

To facilitate full reproducibility of our results, we have:

1. included comprehensive technical details in the Appendix
2. when relying on an LLM-as-a-Judge, chosen a model with publicly available, fixed weights
3. published both our code and models at <https://github.com/amith-ananthram/see-it-from-my-perspective-with-thorough-documentation>
4. made our models available to the broader research community on HuggingFace

ACKNOWLEDGEMENTS

This research is being developed in part with funding from the Defense Advanced Research Projects Agency (DARPA) Cross-Cultural Understanding (CCU) program under Contract No HR001122C0034 and the ECOLE program under Contract No HR00112390060, the National Science Foundation and by DoD OUSD (R&E) under Cooperative Agreement PHY-2229929 (The NSF AI Institute for Artificial and Natural Intelligence) and DRL-2112635 (the NSF AI Engage Institute), the Columbia Center for Artificial Intelligence and Technology (CAIT) and ONR Grant N00014-23-1-2356. The views, opinions and/or findings expressed are those of the authors and should not be interpreted as representing the official views or policies of the Department of Defense, the National Science Foundation or the U.S. Government.

Additionally, we'd like to thank Fei-Tzin Lee and our ICLR reviewers for their thoughtful feedback on earlier versions of this work.

REFERENCES

- Panos Achlioptas, Maks Ovsjanikov, Kilichbek Haydarov, Mohamed Elhoseiny, and Leonidas J Guibas. Artemis: Affective language for visual art. In *Proceedings of the IEEE/CVF Conference on Computer Vision and Pattern Recognition*, pp. 11569–11579, 2021.
- Badr AlKhamissi, Muhammad ElNokrashy, Mai AlKhamissi, and Mona Diab. Investigating cultural alignment of large language models. *arXiv preprint arXiv:2402.13231*, 2024.
- Jacob Andreas. Language models as agent models. *arXiv preprint arXiv:2212.01681*, 2022.

- Muhammad Awais, Muzammal Naseer, Salman Khan, Rao Muhammad Anwer, Hisham Cholakkal, Mubarak Shah, Ming-Hsuan Yang, and Fahad Shahbaz Khan. Foundational models defining a new era in vision: A survey and outlook. *arXiv preprint arXiv:2307.13721*, 2023.
- Jinze Bai, Shuai Bai, Shusheng Yang, Shijie Wang, Sinan Tan, Peng Wang, Junyang Lin, Chang Zhou, and Jingren Zhou. Qwen-vl: A frontier large vision-language model with versatile abilities. *arXiv preprint arXiv:2308.12966*, 2023.
- Emily M Bender, Timnit Gebru, Angelina McMillan-Major, and Shmargaret Shmitchell. On the dangers of stochastic parrots: Can language models be too big? In *Proceedings of the 2021 ACM conference on fairness, accountability, and transparency*, pp. 610–623, 2021.
- Terra Blevins and Luke Zettlemoyer. Language contamination helps explain the cross-lingual capabilities of english pretrained models. *arXiv preprint arXiv:2204.08110*, 2022.
- Marc H Bornstein. The influence of visual perception on culture 1. *American Anthropologist*, 77(4):774–798, 1975.
- Joan Chiao and T Harada. Cultural neuroscience of consciousness: From visual perception to self-awareness. *Journal of Consciousness studies*, 15(10-11):58–69, 2008.
- JungBong Choi. Of the east asian cultural sphere: Theorizing cultural regionalization. *China Review*, pp. 109–136, 2010.
- Jacob Cohen. A coefficient of agreement for nominal scales. *Educational and psychological measurement*, 20(1):37–46, 1960.
- Alexis Conneau, Kartikay Khandelwal, Naman Goyal, Vishrav Chaudhary, Guillaume Wenzek, Francisco Guzmán, Edouard Grave, Myle Ott, Luke Zettlemoyer, and Veselin Stoyanov. Un-supervised cross-lingual representation learning at scale. *arXiv preprint arXiv:1911.02116*, 2019.
- Paula Czarnowska, Yogarshi Vyas, and Kashif Shah. Quantifying social biases in nlp: A generalization and empirical comparison of extrinsic fairness metrics. *Transactions of the Association for Computational Linguistics*, 9:1249–1267, 2021.
- Terrance De Vries, Ishan Misra, Changan Wang, and Laurens Van der Maaten. Does object recognition work for everyone? In *Proceedings of the IEEE/CVF conference on computer vision and pattern recognition workshops*, pp. 52–59, 2019.
- Cynthia Dwork, Moritz Hardt, Toniann Pitassi, Omer Reingold, and Richard Zemel. Fairness through awareness. In *Proceedings of the 3rd innovations in theoretical computer science conference*, pp. 214–226, 2012.
- Gregor Geigle, Abhay Jain, Radu Timofte, and Goran Glavaš. mblip: Efficient bootstrapping of multilingual vision-llms. *arXiv preprint arXiv:2307.06930*, 2023.
- Simon Ging, Maria Alejandra Bravo, and Thomas Brox. Open-ended vqa benchmarking of vision-language models by exploiting classification datasets and their semantic hierarchy. In *The Twelfth International Conference on Learning Representations*, 2023.
- Joshua O Goh, Michael W Chee, Jiat Chow Tan, Vinod Venkatraman, Andrew Hebrank, Eric D Leshikar, Lucas Jenkins, Bradley P Sutton, Angela H Gutches, and Denise C Park. Age and culture modulate object processing and object—scene binding in the ventral visual area. *Cognitive, Affective, & Behavioral Neuroscience*, 7(1):44–52, 2007.
- Leon J Goldstein. On defining culture. *American Anthropologist*, 59(6):1075–1081, 1957.
- Edward J Hu, Yelong Shen, Phillip Wallis, Zeyuan Allen-Zhu, Yanzhi Li, Shean Wang, Lu Wang, and Weizhu Chen. Lora: Low-rank adaptation of large language models. *arXiv preprint arXiv:2106.09685*, 2021.
- Albert Q Jiang, Alexandre Sablayrolles, Arthur Mensch, Chris Bamford, Devendra Singh Chaplot, Diego de las Casas, Florian Bressand, Gianna Lengyel, Guillaume Lample, Lucile Saulnier, et al. Mistral 7b. *arXiv preprint arXiv:2310.06825*, 2023.

- Nora Kassner, Philipp Dufter, and Hinrich Schütze. Multilingual lama: Investigating knowledge in multilingual pretrained language models. *arXiv preprint arXiv:2102.00894*, 2021.
- Seungone Kim, Juyoung Suk, Shayne Longpre, Bill Yuchen Lin, Jamin Shin, Sean Welleck, Graham Neubig, Moontae Lee, Kyungjae Lee, and Minjoon Seo. Prometheus 2: An open source language model specialized in evaluating other language models. *arXiv preprint arXiv:2405.01535*, 2024.
- Alexander Kirillov, Eric Mintun, Nikhila Ravi, Hanzi Mao, Chloe Rolland, Laura Gustafson, Tete Xiao, Spencer Whitehead, Alexander C Berg, Wan-Yen Lo, et al. Segment anything. In *Proceedings of the IEEE/CVF International Conference on Computer Vision*, pp. 4015–4026, 2023.
- James Kirkpatrick, Razvan Pascanu, Neil Rabinowitz, Joel Veness, Guillaume Desjardins, Andrei A Rusu, Kieran Milan, John Quan, Tiago Ramalho, Agnieszka Grabska-Barwinska, et al. Overcoming catastrophic forgetting in neural networks. *Proceedings of the national academy of sciences*, 114(13):3521–3526, 2017.
- Martin Krzywinski. Two-factor designs: when multiple factors can affect a system, allowing for interaction can increase sensitivity. *Nature Methods*, 11(12):1187–1189, 2014.
- Junnan Li, Dongxu Li, Silvio Savarese, and Steven Hoi. Blip-2: Bootstrapping language-image pre-training with frozen image encoders and large language models. In *International conference on machine learning*, pp. 19730–19742. PMLR, 2023.
- Zhi Li and Yin Zhang. Cultural concept adaptation on multimodal reasoning. In *Proceedings of the 2023 Conference on Empirical Methods in Natural Language Processing*, pp. 262–276, 2023.
- Tsung-Yi Lin, Michael Maire, Serge Belongie, James Hays, Pietro Perona, Deva Ramanan, Piotr Dollár, and C Lawrence Zitnick. Microsoft coco: Common objects in context. In *Computer Vision—ECCV 2014: 13th European Conference, Zurich, Switzerland, September 6-12, 2014, Proceedings, Part V 13*, pp. 740–755. Springer, 2014.
- Fangyu Liu, Emanuele Bugliarello, Edoardo Maria Ponti, Siva Reddy, Nigel Collier, and Desmond Elliott. Visually grounded reasoning across languages and cultures. *arXiv preprint arXiv:2109.13238*, 2021.
- Haotian Liu, Chunyuan Li, Yuheng Li, and Yong Jae Lee. Improved baselines with visual instruction tuning. *arXiv preprint arXiv:2310.03744*, 2023.
- Haotian Liu, Chunyuan Li, Qingyang Wu, and Yong Jae Lee. Visual instruction tuning. *Advances in neural information processing systems*, 36, 2024.
- Youssef Mohamed, Mohamed Abdelfattah, Shyma Alhuwaider, Feifan Li, Xiangliang Zhang, Kenneth Church, and Mohamed Elhoseiny. Artelingo: A million emotion annotations of wikiart with emphasis on diversity over language and culture. In *Proceedings of the 2022 Conference on Empirical Methods in Natural Language Processing*, pp. 8770–8785, 2022.
- Niklas Muennighoff, Thomas Wang, Lintang Sutawika, Adam Roberts, Stella Biderman, Teven Le Scao, M Saiful Bari, Sheng Shen, Zheng-Xin Yong, Hailey Schoelkopf, et al. Crosslingual generalization through multitask finetuning. *arXiv preprint arXiv:2211.01786*, 2022.
- Tarek Naous, Michael J Ryan, Alan Ritter, and Wei Xu. Having beer after prayer? measuring cultural bias in large language models. *arXiv preprint arXiv:2305.14456*, 2023.
- Richard E Nisbett, Kaiping Peng, Incheol Choi, and Ara Norenzayan. Culture and systems of thought: holistic versus analytic cognition. *Psychological review*, 108(2):291, 2001.
- Nostalgebraist. Interpreting gpt: The logit lens. *LessWrong*, 2020.
URL <https://www.lesswrong.com/posts/nznrsryHc3kJ6vDxZ/interpreting-gpt-the-logit-lens>.
- Joan Nwatu, Oana Ignat, and Rada Mihalcea. Bridging the digital divide: Performance variation across socio-economic factors in vision-language models. *arXiv preprint arXiv:2311.05746*, 2023.

- Ang line Pouget, Lucas Beyer, Emanuele Bugliarello, Xiao Wang, Andreas Peter Steiner, Xiaohua Zhai, and Ibrahim Alabdulmohsin. No filter: Cultural and socioeconomic diversity in contrastive vision-language models. *arXiv preprint arXiv:2405.13777*, 2024.
- Chen Qiu, Dan Oneata, Emanuele Bugliarello, Stella Frank, and Desmond Elliott. Multilingual multimodal learning with machine translated text. *arXiv preprint arXiv:2210.13134*, 2022.
- Alec Radford, Jong Wook Kim, Chris Hallacy, Aditya Ramesh, Gabriel Goh, Sandhini Agarwal, Girish Sastry, Amanda Askell, Pamela Mishkin, Jack Clark, et al. Learning transferable visual models from natural language supervision. In *International conference on machine learning*, pp. 8748–8763. PMLR, 2021.
- Rita Ramos, Emanuele Bugliarello, Bruno Martins, and Desmond Elliott. Paella: Parameter-efficient lightweight language-agnostic captioning model. In *Findings of the Association for Computational Linguistics: NAACL 2024*, pp. 3549–3564, 2024.
- Megan Richards, Polina Kirichenko, Diane Bouchacourt, and Mark Ibrahim. Does progress on object recognition benchmarks improve real-world generalization? *arXiv preprint arXiv:2307.13136*, 2023.
- William A Gaviria Rojas, Sudnya Diamos, Keertan Ranjan Kini, David Kanter, Vijay Janapa Reddi, and Cody Coleman. The dollar street dataset: Images representing the geographic and socioeconomic diversity of the world. In *Thirty-sixth Conference on Neural Information Processing Systems Datasets and Benchmarks Track*, 2022.
- David Romero, Chenyang Lyu, Haryo Akbarianto Wibowo, Teresa Lynn, Injy Hamed, Aditya Nanda Kishore, Aishik Mandal, Alina Dragonetti, Artem Abzaliev, Atnafu Lambebo Tonja, et al. Cvqa: Culturally-diverse multilingual visual question answering benchmark. *arXiv preprint arXiv:2406.05967*, 2024.
- Sebastin Santy, Jenny T Liang, Ronan Le Bras, Katharina Reinecke, and Maarten Sap. Nlpositionality: Characterizing design biases of datasets and models. *arXiv preprint arXiv:2306.01943*, 2023.
- Dustin Schwenk, Apoorv Khandelwal, Christopher Clark, Kenneth Marino, and Roozbeh Mottaghi. A-okvqa: A benchmark for visual question answering using world knowledge. In *European conference on computer vision*, pp. 146–162. Springer, 2022.
- Deven Shah, H Andrew Schwartz, and Dirk Hovy. Predictive biases in natural language processing models: A conceptual framework and overview. *arXiv preprint arXiv:1912.11078*, 2019.
- Shreya Shankar, Yoni Halpern, Eric Breck, James Atwood, Jimbo Wilson, and D Sculley. No classification without representation: Assessing geodiversity issues in open data sets for the developing world. *arXiv preprint arXiv:1711.08536*, 2017.
- Yueqi Song, Simran Khanuja, and Graham Neubig. What is missing in multilingual visual reasoning and how to fix it. *arXiv preprint arXiv:2403.01404*, 2024.
- Jackson J Spielvogel, James T Baker, and Joseph T Robertson. *Western civilization*. Wadsworth, Cengage Learning Boston, MA, 2012.
- Anthony Meng Huat Tiong, Junqi Zhao, Boyang Li, Junnan Li, Steven CH Hoi, and Caiming Xiong. What are we measuring when we evaluate large vision-language models? an analysis of latent factors and biases. *arXiv preprint arXiv:2404.02415*, 2024.
- Hugo Touvron, Louis Martin, Kevin Stone, Peter Albert, Amjad Almahairi, Yasmine Babaei, Nikolay Bashlykov, Soumya Batra, Prajjwal Bhargava, Shruti Bhosale, et al. Llama 2: Open foundation and fine-tuned chat models. *arXiv preprint arXiv:2307.09288*, 2023.
- Maria Tsimpoukelli, Jacob L Menick, Serkan Cabi, SM Eslami, Oriol Vinyals, and Felix Hill. Multimodal few-shot learning with frozen language models. *Advances in Neural Information Processing Systems*, 34:200–212, 2021.

Pablo Villalobos, Jaime Sevilla, Lennart Heim, Tamay Besiroglu, Marius Hobbhahn, and Anson Ho. Will we run out of data? an analysis of the limits of scaling datasets in machine learning. *arXiv preprint arXiv:2211.04325*, 2022.

Xuezhi Wang, Jason Wei, Dale Schuurmans, Quoc Le, Ed Chi, Sharan Narang, Aakanksha Chowdhery, and Denny Zhou. Self-consistency improves chain of thought reasoning in language models. *arXiv preprint arXiv:2203.11171*, 2022.

Chris Wendler, Veniamin Veselovsky, Giovanni Monea, and Robert West. Do llamas work in english? on the latent language of multilingual transformers. *arXiv preprint arXiv:2402.10588*, 2024.

Yuemei Xu, Ling Hu, Jiayi Zhao, Zihan Qiu, Yuqi Ye, and Hanwen Gu. A survey on multilingual large language models: Corpora, alignment, and bias. *arXiv preprint arXiv:2404.00929*, 2024.

Aiyuan Yang, Bin Xiao, Bingning Wang, Borong Zhang, Ce Bian, Chao Yin, Chenxu Lv, Da Pan, Dian Wang, Dong Yan, et al. Baichuan 2: Open large-scale language models. *arXiv preprint arXiv:2309.10305*, 2023.

Andre Ye, Sebastin Santy, Jena D Hwang, Amy X Zhang, and Ranjay Krishna. Cultural and linguistic diversity improves visual representations. *arXiv preprint arXiv:2310.14356*, 2023.

Da Yin, Feng Gao, Govind Thattai, Michael Johnston, and Kai-Wei Chang. Givl: Improving geographical inclusivity of vision-language models with pre-training methods. In *Proceedings of the IEEE/CVF Conference on Computer Vision and Pattern Recognition*, pp. 10951–10961, 2023.

Yan Zeng, Wangchunshu Zhou, Ao Luo, Ziming Cheng, and Xinsong Zhang. Cross-view language modeling: Towards unified cross-lingual cross-modal pre-training. In *Proceedings of the 61st Annual Meeting of the Association for Computational Linguistics (Volume 1: Long Papers)*, pp. 5731–5746, 2023.

Lianmin Zheng, Wei-Lin Chiang, Ying Sheng, Siyuan Zhuang, Zhanghao Wu, Yonghao Zhuang, Zi Lin, Zhuohan Li, Dacheng Li, Eric Xing, et al. Judging llm-as-a-judge with mt-bench and chatbot arena. *Advances in Neural Information Processing Systems*, 36, 2024.

Mingyang Zhou, Luowei Zhou, Shuohang Wang, Yu Cheng, Linjie Li, Zhou Yu, and Jingjing Liu. Uc2: Universal cross-lingual cross-modal vision-and-language pre-training. In *Proceedings of the IEEE/CVF Conference on Computer Vision and Pattern Recognition*, pp. 4155–4165, 2021.

A APPENDIX

A.1 TASK DETAILS

A.1.1 OBJECT IDENTIFICATION

1. *English*: What object is in this image?
2. *Chinese*: 这张图片中是什么物体?

These two prompts, in English and Chinese, were hand-written by NLP graduate students who are native English and Chinese speakers. Additionally, Dollar Street’s class set of 289 labels was manually translated into Chinese by a native Chinese NLP graduate student.

A.1.2 VISUAL QUESTION ANSWERING

For visual question answering, questions and candidate answers from A-OKVQA and CVQA were concatenated together and used as prompts, for example:

1. *English*: What is the dog trying to catch? Choose exactly one from person, frisbee, kite, ball.
2. *Chinese*: 狗想抓什么? 从人、飞盘、风筝、球中选择一个。

English prompts were drawn directly from both corpora. Chinese prompts were produced from the English prompts through the Google Translate API. We asked a native Chinese NLP graduate student to rate whether or not each of random sample of 50 of these machine translations were “a good translation of the English” on a 4-point Likert scale (with 1 indicating strongly disagree, 2 indicating disagree, 3 indicating agree and 4 indicating strongly agree). They received an average rating of 3.82 indicating high quality.

A.1.3 ART EMOTION CLASSIFICATION

1. *English*: What emotion does this work of art evoke?
2. *Chinese*: 这件艺术作品唤起了什么样的情感?

These two prompts, in English and Chinese, were hand-written by NLP graduate students who are native English and Chinese speakers.

A.2 TASK EVALUATION DETAILS

A.2.1 OBJECT IDENTIFICATION

We judge our English and Chinese language generations for our Object Identification task against their correct labels in a text-only setting using Prometheus-2-8x7B (Kim et al., 2024). We use the following rubric in Prometheus to produce numerical scores for each generation.

```
instruction = Identify the object(s) in this image.

criterion = Does the model's answer describe the same object (or
            kind of object) as the reference?

score1_description = The model's answer describes an object that
                    is completely unrelated to the reference answer.
score2_description = The model's answer describes an object that
                    is very different from the reference answer.
score3_description = The model's answer describes an object
                    similar to the reference answer.
score4_description = The model's answer describes a specific
                    instance of the reference answer.
score5_description = The model's answer describes the same object
                    as the reference answer
```

To improve the quality of these judgments, we apply self-consistency (Wang et al., 2022): each model generation is judged 5 times (with a temperature of 1.0 and a nucleus sampling threshold of 0.9). We consider the mean score and assign a model credit if it is greater than or equal to 3.0.

We validate the effectiveness of Prometheus-2-8x7B as judge for object identification through a comparative human evaluation. We ask two native English speakers and two native Chinese speakers, all of whom are graduate students in NLP, to manually judge a random sample 100 English and 100 Chinese model generations respectively. Specifically, we ask them to assign a generation credit if “the generation describes an object listed in the label”. They complete these annotations without access to the source image and consider a concatenation of all correct labels for each image.

In the Table 2, we present human-human and human-machine agreement numbers in English and Chinese across representative samples from our Western (the United States) and East Asian (China) splits. For English generations, we find that Prometheus exceeds human-human agreement with a mean agreement of 89% and a mean Cohen’s κ of 0.65 when compared to each human annotator individually. We observe similar mean agreement / mean Cohen’s κ for Chinese generations though in this case these values are lower than the human-human setting (95% and 0.85).

Table 2: Human-human and mean human-machine agreement (percent agreement and Cohen’s κ) judging 200 open-ended generations on the Object Identification task where images are sampled from the United States and China subsets of Dollar Street (Rojas et al., 2022).

Prompt Language	Image Country	Human		Prometheus-2 8x7B	
		%	κ	%	κ
English		0.83	0.51	0.89	0.65
English	United States	0.82	0.36	0.91	0.65
English	China	0.84	0.61	0.86	0.63
Chinese		0.95	0.85	0.88	0.66
Chinese	United States	0.92	0.77	0.82	0.55
Chinese	China	0.98	0.94	0.92	0.80

A.2.2 VISUAL QUESTION ANSWERING

We first translate all Chinese generations into English using the Google Translate API. Then, for each question-generation pair, we use Mistral-7B-Instruct-v0.2 (Jiang et al., 2023) to extract the nearest candidate answer using the following prompt:

"Question: [QUESTION], Answer: [GENERATION in ENGLISH]" Which of the following answers is closest to the one in the previous text?
 1) [CANDIDATE_1 in ENGLISH] 2) [CANDIDATE_2 in ENGLISH]
 3) [CANDIDATE_3 in ENGLISH] or 4) [CANDIDATE_4 in ENGLISH].
 Respond concisely with a single number.

If a model’s response contains multiple answers, we choose the first that occurs in the generation. If it contains no answers, a candidate is chosen at random.

A.2.3 ART EMOTION CLASSIFICATION

For each model generation in English and in Chinese, we use Mistral-7B-Instruct-v0.2 (Jiang et al., 2023) to extract the most similar emotion using the following prompt:

"[GENERATION]" Which of the following emotions is closest to the one described in the previous text: amusement, anger, awe, contentment, disgust, excitement, fear, sadness. Answer in a single word.

If a model’s response contains multiple answers, we choose the first that occurs in the generation. If it contains no answers, a candidate is chosen at random.

A.2.4 MODEL REFUSALS

For our mLLaVA variants, we measured the fraction of generations that were refusals. To identify such cases, we counted all generations that were 1) an empty string or 2) judged to be a refusal by another LLM, Mistral-7B-Instruct-v0.3, using the following prompt:

"[GENERATION]" Does the quoted text contain a refusal to answer?
 Please respond in a single word, \"yes\" or \"no\".

We found that less than 0.1% of our generations met either of these refusal criteria.

A.3 MLLAVA TRAINING

A.3.1 LLAMA2 VS BAICHUAN2

In training our mLLaVA variants, we strove to select base LLMs that were as close to each other as possible except along our axis of inquiry, the language mix of their pre-training corpora. This led

us to Llama2 and Baichuan2, 7 billion parameter LLMs pre-trained on around 2T tokens and then subsequently alignment tuned. While their most significant difference is the language mix of their pre-training corpora (90% English, 0.13% Chinese for Llama2 and bilingual English & Chinese for Baichuan2), in Table 3, we compare their architectural features.

Table 3: Architectural features of Llama2 and Baichuan2.

Feature	Llama2	Baichuan2
BPE?	yes	yes
Split Digits?	yes	yes
Context Length	4K	4K
Vocabulary Size	32K	125K
Positional Embeddings	rotary	rotary
Activation	SwiGLU	SwiGLU
Layers	32	32
Attention Heads	32	32
Precision	float16	bfloat16

Architecturally, the two models are very close. Their most significant difference is the vocabulary size of their tokenizers. These tokenizers were learned to accommodate each model’s pre-training corpus (mostly English for Llama2 and bilingual English / Chinese for Baichuan2). While we know that the size of these pre-training corpora were similar, neither technical report provides detail on their composition beyond language mix. Moreover, both models were alignment tuned through supervised fine-tuning (SFT) and reinforcement learning from human feedback (RLHF). While the SFT corpora for both models are similarly sized (between 50k and 100k), the Baichuan2 paper does not provide details on their preference tuning beyond saying that their reward model “has a performance consistent with that of Llama2” (Yang et al., 2023). Given what has been published about both models (and other English and Chinese LLMs), we felt that Llama2 and Baichuan2 were the most comparable open weight LLMs for investigating the role of language in image understanding.

A.3.2 CHINESE FUSION CORPUS

We use the pre-training and visual instruction tuning corpora from the original LLaVA paper as our English multimodal fusion corpus. For Chinese, we use a publicly available machine translation of this corpus from: <https://huggingface.co/datasets/LinkSoul/Chinese-LLaVA-Vision-Instructions>.

To validate the quality of this machine translation, we asked an NLP graduate student and native Chinese speaker to rate whether or not each of random sample of 25 pre-training examples and 25 visual instruction tuning examples were “a good translation of the English” on a 4-point Likert scale (with 1 indicating strongly disagree, 2 indicating disagree, 3 indicating agree and and 4 indicating strongly agree). They received an average rating of 3.76 indicating high quality.

A.3.3 TRAINING DETAILS

We use the LORA (Hu et al., 2021) training recipe published in the LLaVA repository to train each **mLLaVA** variant in 2 phases: multimodal pre-training and visual instruction tuning. This allows us to freeze our base LLMs, mitigating catastrophic forgetting of pre-trained knowledge (Kirkpatrick et al., 2017) and enabling training each variant on 4 NVIDIA A100 GPUs in a single day.

A.4 MLLAVA PROBING

A.4.1 THE LOGIT LENS

The logit lens is a tool from mechanistic interpretability used to probe LMs (Nostalgebraist, 2020). It works by applying the LM’s “unembedding matrix” directly to hidden states from each layer of the model, projecting each hidden state to a distribution over the model’s output vocabulary. By decoding an LM’s hidden states in this manner, we get intrinsic insight into how a model converges

to its final output distribution through iterative updates to token probabilities. Wendler et al. (2024) make us of this technique in probing the internals of Llama2 when generating non-English text to make the case that the model is “operating” in English. Here, we perform a similar analysis of our Baichuan2 and Llama2-based VLMs to probe how each VLM handles the same input images.

A.4.2 PROBING DETAILS

To create Figure 6, for a particular **mLLaVA** variant, we embed every image in ArtELingo’s *opposite valence* subset, extracting hidden states from each layer of its base LLM. Then, we decode these hidden states using the logit lens (Nostalgebraist, 2020); we consider only the tokens with decoded probability greater than 40%. This results in a set of subword tokens for each image & layer. We map these tokens to the most frequent word on Wikipedia that contains that token³, producing a list of words (in English and Chinese) for each layer. For a given layer, we count the number of English and Chinese words across all images to produce the “Lang Token Counts” in Figure 6.

Then, for each image, we use XLM-R (Conneau et al., 2019) to compute similarities between each of its decoded words at a particular layer and its English and Chinese language annotation rationales (included in ArtELingo). We take the mean of its similarities with English rationales and the mean of its similarities with Chinese rationales to produce per-layer, per-language similarity scores for each image. We average the per-language scores across all images for every layer, computing the ratio between the two. This value is depicted by the “Rationale Similarity” coloring in Figure 6.

We include the raw English and Chinese token counts and rationale similarity ratios at each layer in Table 4. A similarity greater than 1 indicates that the tokens at that layer were more similar to the English rationales (and less than 1, more similar to the Chinese rationales).

³Using frequency lists from <https://github.com/IlyaSemenov/wikipedia-word-frequency>

Table 4: Probing results. For each layer and model, “en” indicates the number of decoded English tokens, “zh” indicates the number of decoded Chinese tokens and “sim” indicates the average token similarity with English rationales divided by the average token similarity with Chinese rationales.

Layer	llama2 (en)			llama2 (zh)			baichuan2 (en)			baichuan2 (zh)		
	en	zh	sim	en	zh	sim	en	zh	sim	en	zh	sim
1	72	0	2.45	52	0	1.34	0	0	—	0	0	—
2	69	0	2.65	107	0	1.61	0	0	—	0	0	—
3	74	0	2.87	59	0	1.54	0	0	—	0	0	—
4	51	0	3.55	66	0	1.33	0	0	—	0	0	—
5	83	0	1.87	59	0	1.27	0	0	—	0	0	—
6	148	0	1.67	98	0	1.28	0	0	—	0	0	—
7	162	0	1.23	157	0	1.39	0	0	—	0	0	—
8	298	0	0.96	308	0	1.36	0	0	—	0	0	—
9	364	0	1.11	2671	0	1.44	0	0	—	0	0	—
10	542	0	1.21	3743	0	1.24	0	0	—	0	0	—
11	704	0	1.15	4387	0	1.34	1	0	5.16	0	0	—
12	982	0	1.27	3969	0	1.27	4	0	1.67	0	0	—
13	1645	0	2.50	3906	0	1.22	15	0	2.58	0	0	—
14	2352	0	1.16	3536	0	1.15	7	0	2.26	7	0	0.88
15	2472	0	1.31	5721	0	1.50	6	0	1.09	3	0	0.89
16	4613	0	1.72	6798	0	1.43	111	0	1.68	33	0	1.55
17	7541	0	1.93	9277	0	1.78	136	0	1.67	68	0	1.89
18	11298	0	1.58	11424	0	1.55	382	0	1.35	218	1	2.02
19	19579	0	1.55	17552	0	1.46	590	0	1.42	361	2	1.61
20	32499	0	1.51	25341	0	1.34	1641	21	1.10	983	14	1.40
21	44263	11	1.49	27854	5	1.33	5782	120	1.23	4811	237	1.50
22	64210	7	1.44	42098	0	1.37	13039	80	1.29	8514	1155	1.39
23	73047	10	1.44	45719	1	1.32	19733	50	1.23	10185	1833	1.34
24	76269	1	1.42	44809	0	1.30	26892	19	1.22	11361	4925	1.29
25	79960	0	1.41	49209	0	1.35	37796	5	1.21	16173	6569	1.26
26	75188	0	1.36	46590	0	1.32	46871	1	1.21	17342	10140	1.23
27	76809	1	1.39	48820	3	1.36	44590	0	1.20	15195	8659	1.23
28	73872	0	1.35	42260	4	1.27	47456	0	1.20	15377	9684	1.22
29	77020	0	1.39	41425	3	1.28	39814	0	1.16	12220	7421	1.22
30	77346	0	1.48	45040	3	1.46	34484	0	1.14	7454	4578	1.13
31	84294	1	1.57	46830	0	1.51	28616	0	1.16	3838	2328	1.11
32	100456	0	1.80	41390	1	1.62	32156	0	1.18	3378	2591	1.13
33	74435	0	1.78	51387	135	1.76	70039	0	1.51	22363	12905	1.30

Table 5: The scores, biases and bias reductions of our off-the-shelf (OTS) VLMs on the Western (*W*) and East Asian (*E*) splits of our selected Dollar Street (DS), VQA and ArtELingo (Art) subsets. Note that as blip2-flan-t5-xxl does not generate fluent Chinese, we do not evaluate it in that setting.

	Model	Prompt in en			Prompt in zh			Bias Reduction
		<i>W</i>	<i>E</i>	Bias	<i>W</i>	<i>E</i>	Bias	
DS: en/zh	blip2-flan-t5-xxl	0.716	0.654	1.094	—	—	—	—
	llava-1.5-7b	0.728	0.612	1.189	0.541	0.492	1.101	0.088
	llava-1.5-mistral-7b	0.824	0.729	1.130	0.007	0.006	1.156	−0.026
	mblip-bloomz-7b	0.638	0.578	1.103	0.513	0.479	1.071	0.032
	qwen-vl-7b	0.700	0.608	1.151	0.516	0.541	0.953	0.198
	qwen-vl-chat-7b	0.700	0.624	1.122	0.616	0.533	1.155	−0.034
DS: region	blip2-flan-t5-xxl	0.681	0.620	1.097	—	—	—	—
	llava-1.5-7b	0.692	0.602	1.149	0.528	0.470	1.123	0.026
	llava-1.5-mistral-7b	0.803	0.701	1.147	0.004	0.004	0.897	0.250
	mblip-bloomz-7b	0.615	0.551	1.116	0.494	0.451	1.095	0.021
	qwen-vl-7b	0.666	0.577	1.154	0.494	0.497	0.993	0.162
	qwen-vl-chat-7b	0.656	0.591	1.111	0.605	0.499	1.214	−0.104
VQA: en/zh	blip2-flan-t5-xxl	0.686	0.553	1.240	—	—	—	—
	llava-1.5-7b	0.371	0.367	1.013	0.507	0.383	1.324	−0.311
	llava-1.5-mistral-7b	0.491	0.463	1.060	0.521	0.392	1.329	−0.269
	mblip-bloomz-7b	0.605	0.402	1.506	0.536	0.424	1.263	0.242
	qwen-vl-7b	0.762	0.621	1.227	0.632	0.592	1.069	0.158
	qwen-vl-chat-7b	0.774	0.611	1.267	0.631	0.566	1.116	0.151
VQA: region	blip2-flan-t5-xxl	0.580	0.488	1.187	—	—	—	—
	llava-1.5-7b	0.361	0.337	1.073	0.412	0.312	1.321	−0.248
	llava-1.5-mistral-7b	0.448	0.410	1.092	0.436	0.356	1.226	−0.134
	mblip-bloomz-7b	0.485	0.346	1.402	0.450	0.358	1.260	0.142
	qwen-vl-7b	0.655	0.527	1.244	0.533	0.473	1.126	0.118
	qwen-vl-chat-7b	0.648	0.521	1.245	0.514	0.444	1.158	0.087
Art: opp. val.	blip2-flan-t5-xxl	0.220	0.111	1.983	—	—	—	—
	llava-1.5-7b	0.182	0.145	1.252	0.081	0.064	1.270	−0.018
	llava-1.5-mistral-7b	0.193	0.152	1.272	0.082	0.073	1.114	0.158
	mblip-bloomz-7b	0.098	0.100	0.980	0.074	0.071	1.049	−0.068
	qwen-vl-7b	0.179	0.160	1.118	0.089	0.079	1.131	−0.013
	qwen-vl-chat-7b	0.217	0.152	1.426	0.083	0.084	0.998	0.428
Art: all	blip2-flan-t5-xxl	0.268	0.261	1.027	—	—	—	—
	llava-1.5-7b	0.269	0.262	1.025	0.036	0.033	1.087	−0.062
	llava-1.5-mistral-7b	0.312	0.257	1.213	0.044	0.036	1.229	−0.016
	mblip-bloomz-7b	0.160	0.166	0.962	0.059	0.035	1.696	−0.734
	qwen-vl-7b	0.267	0.255	1.048	0.054	0.042	1.285	−0.236
	qwen-vl-chat-7b	0.266	0.247	1.079	0.059	0.031	1.914	−0.835

Table 6: The accuracy, Western bias and bias reductions of our mLLaVA variants. M indicates the base LLM (L: the mostly English Llama2, B: the English/Chinese Baichuan2); its subscript indicates the fusion corpus (m: monolingual, bi: bilingual). L , the prompting language. W and E , the accuracy on the Western and East Asian splits. Bias, the Western bias (West / East Asian). Δ_{llm} , Δ_{lang} and Δ_{fus} indicate the change in Western bias when changing the base LLM to Baichuan2, the prompting language to Chinese or the fusion corpus to bilingual. p lists p -values calculated using a two-factor design (Krzywinski, 2014). **Bolded** entries are significant at the $\alpha = 0.05$ level.

	M	L	W	E	Bias	Δ_{llm}	p	Δ_{lang}	p	Δ_{fus}	p
Dollar Street: en/zh	L_m	en	0.812	0.721	1.126						
		zh	0.608	0.529	1.149			-0.023	0.676		
	B_m	en	0.757	0.705	1.074	0.052	0.143				
		zh	0.697	0.585	1.190	-0.041	0.274	-0.116	0.035		
	L_{bi}	en	0.825	0.743	1.110					0.016	0.722
		zh	0.594	0.538	1.103					0.046	0.433
	B_{bi}	en	0.739	0.657	1.125					-0.051	0.278
		zh	0.652	0.590	1.106					0.085	0.094
Dollar Street: region	L_m	en	0.782	0.702	1.114						
		zh	0.597	0.523	1.142			-0.028	0.740		
	B_m	en	0.743	0.688	1.080	0.034	0.147				
		zh	0.654	0.564	1.159	-0.017	0.416	-0.079	0.059		
	L_{bi}	en	0.802	0.715	1.121					-0.006	0.715
		zh	0.595	0.527	1.130					0.012	0.751
	B_{bi}	en	0.728	0.640	1.138					-0.057	0.067
		zh	0.646	0.555	1.163					-0.004	0.975
VQA: en/zh	L_m	en	0.644	0.434	1.483						
		zh	0.510	0.341	1.496			-0.013	0.361		
	B_m	en	0.620	0.428	1.450	0.033	0.696				
		zh	0.555	0.476	1.165	0.331	0.044	0.285	0.011		
	L_{bi}	en	0.521	0.363	1.435					0.048	0.244
		zh	0.485	0.305	1.587					-0.090	0.822
	B_{bi}	en	0.565	0.383	1.477					-0.027	0.822
		zh	0.519	0.434	1.195					-0.030	0.894
VQA: region	L_m	en	0.515	0.407	1.266						
		zh	0.412	0.320	1.288			-0.022	0.518		
	B_m	en	0.494	0.389	1.270	-0.005	0.908				
		zh	0.448	0.387	1.159	0.129	0.218	0.112	0.082		
	L_{bi}	en	0.440	0.350	1.256					0.010	0.461
		zh	0.390	0.304	1.284					0.004	0.809
	B_{bi}	en	0.472	0.383	1.234					0.037	0.532
		zh	0.432	0.379	1.139					0.012	0.727
ArtELingo: opp. val.	L_m	en	0.249	0.072	3.448						
		zh	0.207	0.084	2.472			0.976	0.000		
	B_m	en	0.241	0.089	2.715	0.733	0.081				
		zh	0.306	0.249	1.228	1.244	0.000	1.487	0.000		
	L_{bi}	en	0.220	0.050	4.389					-0.941	0.625
		zh	0.185	0.087	2.124					0.349	0.055
	B_{bi}	en	0.221	0.040	5.505					-2.790	0.032
		zh	0.288	0.242	1.190					0.039	0.526
ArtELingo: all	L_m	en	0.292	0.133	2.195						
		zh	0.233	0.128	1.822			0.373	0.000		
	B_m	en	0.291	0.147	1.981	0.213	0.000				
		zh	0.367	0.318	1.156	0.666	0.000	0.825	0.000		
	L_{bi}	en	0.245	0.092	2.647					-0.452	0.076
		zh	0.240	0.171	1.401					0.421	0.000
	B_{bi}	en	0.219	0.065	3.393					-1.411	0.004
		zh	0.267	0.227	1.178					-0.022	0.053