

Analysing zero-shot temporal relation extraction on clinical notes using temporal consistency

Vasiliki Kougia^{1,2,*}, Anastasiia Sedova^{1,2}, Andreas Stephan^{1,2},
Klim Zaporozhets³, Benjamin Roth^{1,4}

¹Faculty of Computer Science, University of Vienna, Vienna, Austria

²UniVie Doctoral School Computer Science, Vienna, Austria

³Department of Computer Science, Aarhus University, Aarhus, Denmark

⁴Faculty of Philological and Cultural Studies, University of Vienna, Vienna, Austria

*vasiliki.kougia@univie.ac.at

Abstract

This paper presents the first study for temporal relation extraction in a zero-shot setting focusing on biomedical text. We employ two types of prompts and five LLMs (GPT-3.5, Mixtral, Llama 2, Gemma, and PMC-LLaMA) to obtain responses about the temporal relations between two events. Our experiments demonstrate that LLMs struggle in the zero-shot setting performing worse than fine-tuned specialized models in terms of F1 score, showing that this is a challenging task for LLMs. We further contribute a novel comprehensive temporal analysis by calculating consistency scores for each LLM. Our findings reveal that LLMs face challenges in providing responses consistent to the temporal properties of uniqueness and transitivity. Moreover, we study the relation between the temporal consistency of an LLM and its accuracy and whether the latter can be improved by solving temporal inconsistencies. Our analysis shows that even when temporal consistency is achieved, the predictions can remain inaccurate.

1 Introduction

Reasoning regarding the temporality of events detected in a text (e.g., understanding their duration, frequency, and order) is an essential part of natural language understanding (Allen, 1983; Wenzel and Jatowt, 2023). Event ordering can be approached as identifying temporal relations between two events, a task often referred to as *temporal relation extraction* (TempRE). This task can also be applied to medical text (BioTempRE), e.g., clinical notes written by clinicians regarding a patient’s visit, and various medical events such as symptoms, treatments, tests, and other medical terms (see Figure 1). BioTempRE has numerous useful applications in healthcare and can assist in medical diagnosis, including adverse drug event detection and medical history construction (Sun et al., 2013; Gumiel et al.,

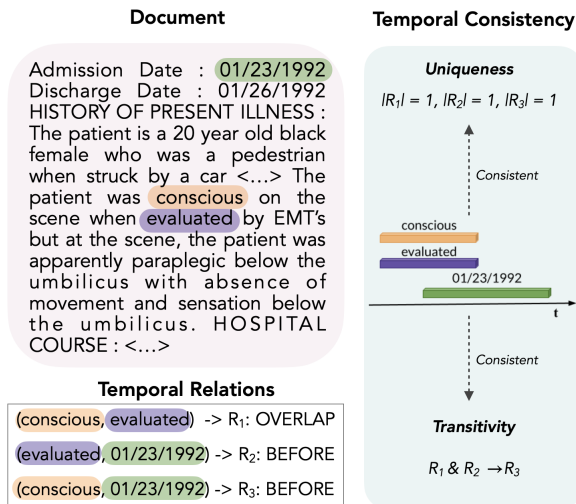


Figure 1: An example of three event pairs annotated with temporal relations. In the right part, the order of the events with respect to time (t) is shown and the consistency of uniqueness and transitivity.

2021; Haq et al., 2021; Tu et al., 2023). Current state-of-the-art methods perform supervised learning, which requires annotated datasets (Wang et al., 2022; Yao et al., 2022; Knez and Žitnik, 2024). However, acquiring high-quality annotated data for TempRE poses significant challenges causing problems to existing datasets like missing relations and low inter-annotator agreement (Ning et al., 2017). In the biomedical domain, this challenge is aggravated by the need for expert knowledge and the sensitive nature of medical data.

In TempRE, there are important properties that emerge from the temporal nature of this task and determine the relations between events (Figure 1). Such properties are *symmetry* (e.g., A BEFORE B \Rightarrow B AFTER A) and *transitivity* (e.g., A BEFORE B and B BEFORE C \Rightarrow A BEFORE C). We also identify the property of *uniqueness*: each pair of events can have only one temporal relation since they are mutually exclusive. These properties can be utilized to enforce global *temporal consistency*

on a model’s predictions: for example, on a unified output of different classifiers (Chambers et al., 2014; Tang et al., 2013), on a model that operates locally (i.e., with one pair of events as input, Ning et al. (2017)), or on predicted relations between different types of events (Wang et al., 2022).

Recently, LLMs have shown remarkable performance in several tasks even in a zero-shot setting, which helps to tackle the need for training data (Bubeck et al., 2023; Wei et al., 2022a). Numerous works experiment with predictions of LLMs and study their reasoning abilities and the impact of various prompts in different tasks (Wu et al., 2023b; Jain et al., 2023; Tan et al., 2023). Despite the success of LLMs, studies show that these models continue to face challenges in temporal reasoning, especially in TempRE (Tan et al., 2023; Jain et al., 2023; Yuan et al., 2023), as well as in biomedical tasks (Wu et al., 2023b). In zero-shot TempRE, Yuan et al. (2023) employed different prompts for ChatGPT and found that it has a considerably lower performance compared to standard supervised methods. They also report ChatGPT’s tendency to provide temporally inconsistent responses, but did not perform an evaluation of temporal consistency specifically. Moreover, none of the mentioned papers investigated the temporal reasoning capabilities of LLMs on medical data.

In this paper, we perform zero-shot BioTempRE on clinical notes (i.e., medical texts documenting patients visits) by using prompts consisting of a clinical note and questions regarding which temporal relation exists between a pair of events.¹ We experiment with two different prompting strategies (BatchQA and CoT) and five widely-used LLMs (GPT-3.5, Mixtral 8x7B, Llama2 70B, Gemma 7B, and PMC-LLaMA 13B). Our findings reveal a poor performance of LLMs in this task with a difference of approximately 0.2 in F1 score compared to supervised models. Furthermore, we calculate consistency scores for uniqueness and transitivity for each LLM in order to assess their temporal consistency and its impact on accuracy. Consistency is later enforced on the predictions with an Integer Linear Programming (ILP) method, revealing that solving the inconsistencies does not improve the F1 score.

Overall, our contributions are:

- To the best of our knowledge, this is the first

¹We do not perform event detection and instead consider the events in each text already known.

study of zero-shot BioTempRE.

- We provide extensive quantitative results of two types of prompts and five different LLMs.
- We perform a novel temporal consistency analysis by calculating consistency scores of temporal properties.
- We study how temporal consistency relates to accuracy and enforce it using an ILP method.
- The code and data containing the prompts, the raw and the processed responses by the LLMs for around 600,000 pair instances, will be publicly shared for further analysis.²

2 Related Work

2.1 Temporal Relation Extraction

Multiple studies in TempRE have applied temporal properties to classifiers’ predictions, either during training or at inference time, aiming to improve their performance (Tang et al., 2013; Chambers et al., 2014; Ning et al., 2017, 2018; Wang et al., 2022). Other works have also employed linguistic properties or properties based on causality (Chambers et al., 2014; Ning et al., 2018). Ning et al. (2018) formulated temporal, causal, and linguistic properties as constraints for an ILP method. Later, Liu et al. (2021) showed that ILP constraints can improve temporal consistency, although in certain cases, the F1 score may decrease.

Temporal Relation Extraction in the Medical Domain. The 2012 Informatics for Integrating Biology and the Bedside (i2b2) challenge was the first to address the BioTempRE task (Sun et al., 2013). The best-performing method involved merging predictions from different SVM and CRF classifiers with regard to temporal consistency (Tang et al., 2013). Following challenges at SemEval, called Clinical TempEval, were organized from 2015 to 2017 (Bethard et al., 2015, 2016, 2017) and utilized the THYME corpus (Styler IV et al., 2014).³ In 2015 and 2016, the best-performing methods were CRF- and SVM- based (Velupilai et al., 2015; Lee et al., 2016; Khalifa et al., 2016), while in 2017 the winning approach employed an LSTM (Tourille et al., 2017). Following

²https://github.com/vasilikikou/consistent_bioTempRE

³The i2b2 dataset is publicly available. The THYME corpus is provided upon request, however our requests were not answered.

approaches have utilized BERT (Lin et al., 2019; Haq et al., 2021; Tu et al., 2023) for relation classification given a text and an event pair. Recently, Knez and Žitnik (2024) introduced a multimodal method in which, they construct a graph with medical information and then, they combine textual representations (extracted by BERT) and graph representations (extracted by a GNN). Even though temporal consistency has been used in existing TempRE works, it has not been utilized for analyzing the performance of a model by calculating consistency scores.

2.2 Zero-Shot Temporal Relation Extraction

Zero-shot learning (Xian et al., 2019) enables models to execute tasks without explicit training, a capability demonstrated by scaling models since GPT-3 (Brown et al., 2020; Wei et al., 2022a). Instruction tuning techniques (Wei et al., 2022a) further enhance zero-shot learning in LLMs. Recent openly available LLMs like LLama (Touvron et al., 2023) and Mixtral (Jiang et al., 2024) narrow the gap with closed-source models, while chain-of-thought (CoT) prompting (Wei et al., 2022b) has enhanced their ability to handle complex tasks. Research studies have shown that the temporal reasoning tasks remain challenging for LLMs (Jain et al., 2023), and specifically for TempRE, where Yuan et al. (2023) explored zero-shot TempRE with ChatGPT and found that it yields a large performance gap compared to supervised methods. However, previous research has not analyzed zero-shot TempRE in the medical domain or the temporal consistency and its impact on the performance of zero-shot TempRE - both gaps we aim to fill in our work. In this paper, we calculate consistency scores and study their connection to the F1 scores.

3 Methodology

3.1 Problem Formulation

Given a text document D and a set of events $E = \{e_1, \dots, e_{|E|}\}$ mentioned in the text, we create pairs of events, which are represented by the set $P = \{p_1, \dots, p_i, \dots, p_{|P|}\}$, where p_i indicates the i^{th} pair, $1 \leq i \leq |P|$. BioTempRE aims at assigning the appropriate temporal relation r to the corresponding pair of events. Each $p_i \in P$ is described by two distinct events $\{e_j, e_k\}$, where $1 \leq j, k \leq |E|$. Furthermore, each event $e \in E$ is characterized by the points in time at which it began and finished. These temporal points are de-

noted as b and f , respectively.

Following the work of Ning et al. (2018), we employ the same relation scheme, which consists of 5 different types of temporal relations r : *before*, *after*, *includes*, *is included*, and *simultaneously*, represented by the label set $R_T = \{r_B, r_A, r_I, r_{II}, r_S\}$. We choose this set of relations based on the fact that they are fine-grained and well-defined, and hence, suitable for creating temporal rules for our analysis. An r_B temporal relation indicates that $b(e_j) < b(e_k)$ and $f(e_j) < f(e_k)$, while an r_A temporal relation signifies that $b(e_j) > b(e_k)$ and $f(e_j) > f(e_k)$. Furthermore, r_I indicates that $b(e_j) \leq b(e_k)$ and that $f(e_j) \geq f(e_k)$, and r_{II} signifies that $b(e_j) \geq b(e_k)$ and that $f(e_j) \leq f(e_k)$. Finally, r_S signifies that $b(e_j) = b(e_k)$ and $f(e_j) = f(e_k)$.

3.2 Zero-shot BioTempRE

We experimented with two different types of prompting: *Batch-of-Questions* (BatchQA) and *Chain-of-Thought* (CoT) (Wei et al., 2022b; Yuan et al., 2023) (see Figure 4 in Appendix A). In both, we start with a preamble consisting of the document text (D) and an instruction. Then, we introduce questions regarding the temporal relations for a pair of events p_i consisting of events e_j and e_k .⁴ We formulated the question for each relation based on its temporal definition, as follows:

- *BEFORE*: Did e_j start before e_k started and end before e_k ended?
- *AFTER*: Did e_j start after e_k started and end after e_k ended?
- *INCLUDES*: Did e_k start and end while e_j was happening?
- *IS INCLUDED*: Did e_j start and end while e_k was happening?
- *SIMULTANEOUS*: Did e_j and e_k start and end at the same time?

We also specify the desired output format by adding “*Answer with Yes or No*” to the end of each question. For each event pair there is an independent interaction with the LLM, and depending on the type of prompt the questions mentioned above is sent to the LLM in one or multiple prompts.

⁴The questions were ordered randomly.

Batch-of-Questions (BatchQA). In BatchQA, a single prompt is sent to the LLM. In the preamble, after the document D , this instruction follows: “Given document D , answer the following questions ONLY with Yes or No.”. Next, all the questions regarding the temporal relations are added in the same prompt. The expected model response includes five Yes/No answers for each of the questions.

Chain-of-Thought (CoT). The CoT approach is based on the chain-of-thought method proposed by Yuan et al. (2023) and follows a chat-like style consisting of multiple prompts. The first prompt is the preamble composed of the document D and the question “Given the document D , are e_j and e_k referring to the same event? Answer ONLY with Yes or No.”. If the response is No, then the questions are sent, each one in a separate prompt as they are mentioned above. If the response is Yes, the phrase “In that event,” is appended in the beginning of each question.

4 Experimental Setup

4.1 Data

In our experiments, we use the dataset created for the 2012 i2b2 challenge, which consisted of 310 discharge summaries, 190 for training and 120 for testing. The texts were initially annotated with 8 fine-grained relations but due to low inter-annotator agreement these relations were merged to the following three: *before*, *after* and *overlap*. Each discharge text contains 30.8 sentences on average, with each sentence having an average number of 17.7 tokens. The average number of tokens per discharge text is 514.

The i2b2 dataset contains three types of events: 1) medical events, 2) time expressions, and 3) the dates of admission and discharge. The average number of medical events per discharge summary is 86.7, while the average number of time expressions is 10.5. The admission and discharge dates are included in each text; however, in a few cases, one of them might be missing. The annotators of i2b2 have assigned temporal relations to 27,540 pairs of events (gold pairs).

An important step in TempRE is to identify the pairs of events for which the models will decide if there is a relation expressed or not since it would not be feasible to check for every pair of events mentioned in a document. In order to

generate candidate event pairs, we follow the approach of the best-performing method in the i2b2 challenge (Tang et al., 2013). This is a rule-based approach, which creates pairs consisting of every event and the admission and discharge dates, every two consecutive events within the same sentence, and events in the same as well as in different sentences based on linguistic rules. The generated candidate pairs are 60,840 in total, from which 28.16% appears also in the gold pairs.

The five relations we use in our experiments (see Section 3) are different from the gold ones existing in the dataset. In order to evaluate the prediction of our methods, we map the five relations to the three gold ones as follows: before \rightarrow before, after \rightarrow after, includes \rightarrow overlap, is included \rightarrow overlap and simultaneously \rightarrow overlap.

4.2 Methods

LLMs We employed the following five (one closed-source and four open-weight) models of various sizes: GPT-3.5 (“ChatGPT”),⁵ Gemma 7B (Team et al., 2024),⁶ Mixtral 8x7B (Jiang et al., 2024),⁷ Llama2 70B (Touvron et al., 2023),⁸ and PMC-LLaMA 13B, which was pre-trained on medical text (Wu et al., 2023a).⁹ PMC-LLaMA was only instruction-tuned on QA data (respond to one question at a time) and struggled to follow the format of BatchQA prompts. Therefore, it was possible to use it only for CoT. The experiments were costly in terms of time (and money for GPT-3.5), especially for CoT where each question is sent separately. The running times range from three hours (Gemma BatchQA) to 7 days (Llama CoT) (see more details in Appendix A).

Baselines We implemented a rule-based baseline, called W-order, where only the *before* and *after* relations are predicted for each event pair based on the order in which the events are mentioned in the text. A combination of the predictions of each LLM with the W-order predictions was also implemented. In cases where the LLM gave an negative or uncertain prediction for all the relations, the prediction of W-order was used instead.

⁵<https://openai.com/index/gpt-3-5-turbo-fine-tuning-and-api-updates/>

⁶<https://huggingface.co/google/gemma-1.1-7b-it>

⁷<https://huggingface.co/mistralai/Mixtral-8x7B-Instruct-v0.1>

⁸<https://huggingface.co/meta-llama/Llama-2-70b-chat-hf>

⁹https://huggingface.co/axiong/PMC_LLaMA_13B

Setting	Method	Gold			Candidate		
		P	R	F1	P	R	F1
Rule-based	W-order	0.348	0.348	0.348	0.382	0.305	0.339
	Haq et al. (2021) [†]	-	-	-	-	-	0.736
Supervised	Tu et al. (2023) [†]	-	-	-	0.645	0.672	0.650
	Knez and Žitnik (2024)	-	-	0.820	-	-	-
	Tang et al. (2013)	-	-	-	0.714	0.673	0.693
Zero-shot	GPT-3.5 BatchQA	0.588	0.083	0.132	0.607	0.060	0.101
	GPT-3.5 BatchQA + W-order	0.395	0.397	0.396	0.424	0.340	0.377
	GPT-3.5 CoT	0.400	0.641	0.491	0.387	0.494	0.432
	GPT-3.5 CoT + W-order	0.400	0.677	0.502	0.390	0.528	0.447
	Mixtral BatchQA	0.458	0.534	0.491	0.420	0.392	0.404
	Mixtral BatchQA + W-order	0.452	0.572	0.504	0.422	0.428	0.424
	Mixtral CoT	0.681	0.504	0.576	0.694	0.422	0.520
	Mixtral CoT + W-order	0.545	0.596	0.569	0.561	0.494	0.524
	Llama BatchQA	0.366	0.371	0.367	0.316	0.254	0.281
	Llama BatchQA + W-order	0.367	0.411	0.387	0.327	0.292	0.308
	Llama CoT	0.549	0.710	0.615	0.551	0.567	0.555
	Llama CoT + W-order	0.534	0.742	0.620	0.538	0.595	0.564
	Gemma BatchQA	0.426	0.837	0.564	0.425	0.667	0.519
	Gemma BatchQA + W-order	0.426	0.838	0.565	0.425	0.668	0.519
	Gemma CoT	0.429	0.398	0.401	0.449	0.318	0.358
	Gemma CoT + W-order	0.385	0.552	0.452	0.407	0.458	0.429
PMC-LLaMA CoT	0.395	0.516	0.439	0.406	0.425	0.408	
PMC-LLaMA CoT + W-order	0.390	0.574	0.463	0.403	0.476	0.435	

Table 1: Precision (P), recall (R) and F1 scores of TempRE methods on the gold and candidate pairs. Methods with [†] use a different candidate pair generation than ours, their results are not directly comparable to ours.

5 Zero-shot TempRE results

To evaluate the correctness of the predicted relations, we calculate the precision, recall and F1 scores. For each pair of events, we check if the predicted relation matches the gold relation. Hence, we calculate the triple match between the predictions and the ground truth. In Table 1, the results for the gold and candidate pairs are presented. In order to perform a fair comparison, considering that not every candidate pair of events has a gold annotation (and therefore it is unknown whether a prediction is correct or wrong), we only evaluate those generated candidate pairs that also are contained in the gold pairs. (If a gold pair does not exist in the generated candidate pairs, there is no prediction for it, and that would affect the recall score negatively.) In the Supervised setting we show scores reported by the corresponding papers. Knez and Žitnik (2024) do not mention event detection or candidate pair generation, hence we assume they used the gold pairs. On the other hand, we show the results from Haq et al. (2021) and Tu et al.

(2023) in the Candidate column since they operate on events they have detected in the text.

Our experiments demonstrate that the best performing methods are the same for the gold and the candidate pairs. As expected, the F1 score of the methods when the candidate pairs are used is lower, mostly due to the decrease in recall. The best performing method is *Llama CoT + W-order* in terms of F1 score. On the other hand, *Mixtral CoT* achieves the best precision score and *Gemma BatchQA + W-order* the best recall. Overall, the supervised methods consistently outperform the methods in the zero-shot setting, with an average difference of approximately 20% F1 score. In general, most LLMs (except for *Gemma*) exhibit improved performance when the CoT prompting approach is used. However, in an LLM-based comparison, we observe that the performance varies depending on the type of prompt used. For example, Llama with CoT has the highest F1 score, but when BatchQA is used, the score drops almost in half. Moreover, the combination of *W-order* predictions with the

zero-shot methods yields improvements in recall and F1 score, but in most cases, it harms precision. Notably, *PMC-LLaMA*, the medical LLM we employed, has low results and is often outperformed by the general domain LLMs, showing no advantage from pre-training on biomedical text.

6 Temporal consistency analysis

Considering the temporal nature of the TempRE task, we investigate the impact of incorporating the following two temporal properties in the zero-shot setting: 1. *uniqueness*, requiring that each event pair has exactly one relation, and 2. *transitivity*. First, we evaluate the zero-shot methods based on their consistency, i.e., if their predictions follow the temporal properties or not. Then, we use ILP to enforce temporal consistency on the predictions. Specifically we examine the following three questions:

- How consistent are the different zero-shot methods?
- How is the temporal consistency of the predictions connected to their correctness?
- Can the predictions be improved by a temporal constraint-based ILP method?

How consistent are the different zero-shot methods? We calculate two consistency scores: one for uniqueness c_U and one for transitivity c_T , which show the percentage of cases where the corresponding temporal property was not violated. The consistency score for uniqueness is calculated based on the number of pairs as follows:

$$c_U = \frac{\sum_{i=1}^P p_{i,|r_i|=1}}{|P|}, \quad (1)$$

where only the pairs p_i with a singular predicted relation r_i are considered. In Table 2, the consistency scores for uniqueness are reported. Furthermore, we present the number of pairs for which no relation was predicted (# 0) and the number of pairs with more than one predicted relation (# >1). We observe that all the models struggle to keep consistency, especially because of assigning more than one relation to a pair. For the majority of the evaluated LLMs, this occurs for at least 50% of the pairs and can go up to 97% (Gemma BatchQA). In this evaluation, we also find that there is no clear winner among the LLMs or the prompt types, since the

same LLM shows different levels of consistency with a different prompt type. The combination with the highest consistency for uniqueness is Llama with BatchQA.

The consistency score for transitivity is calculated based on triples of event pairs in the following form: $((e_i, e_j), (e_j, e_k), (e_i, e_k))$. We first find these triples in the dataset and then obtain the relations predicted for them. If r_1, r_2 and r_3 are the predictions for each respective pair in the triple, then for r_3 , it should hold that $r_3 \in \text{trans}(r_1, r_2)$.¹⁰ If it does not hold, then we have a transitivity violation. Therefore c_T is calculated as:

$$c_T = \frac{\sum_{i=1}^{|Tr|} t_{i,r_3 \in \text{trans}(r_1, r_2)}}{|Tr|}, \quad (2)$$

where Tr is the set of transitivity triples and, for each triple t_i , the transitivity for the predicted relations holds.¹¹ Table 2 showcases the c_T scores for each of the evaluated methods. Similar to *uniqueness*, Llama BatchQA demonstrates the highest consistency for *transitivity*. In general, for all LLMs, we observe that the BatchQA approach yields higher transitivity consistency scores than CoT.

How is the temporal consistency of the predictions connected to their correctness? When comparing the consistency scores with F1, we observe a contradiction. Models that have high consistency have a lower F1 score. In particular, Llama BatchQA is the most consistent in terms of uniqueness and transitivity, but has one of the lowest F1 scores. Especially for the candidate pairs, the F1 score is even lower than the rule-based baseline, yet c_U is 70.58% and c_T is 80.05%. Moreover, Llama CoT, which is the best in terms of F1 score, has low consistency with around only 30% of predictions being unique and 60% correct transitivity triples. These insights suggest that temporal consistency does not always mean correctness.

Can the predictions be improved by a temporal constraint-based ILP approach? Following the approach of Ning et al. (2017, 2018), we implemented an ILP step that uses the temporal properties as constraints and changes inconsistent predic-

¹⁰The transitive relations for the relation set we used can be found in Table 4 in Appendix A.

¹¹Triples where at least one pair was not assigned a relation are excluded from this calculation.

Method	Gold				Candidate			
	c_U (%)	# 0	# >1	c_T (%)	c_U (%)	# 0	# >1	c_T (%)
GPT-3.5 BatchQA	8.03	24,476	860	70.34	5.06	56,457	1,306	68.78
GPT-3.5 CoT	13.07	2,657	21,284	46.58	14.91	6,194	45,573	47.29
Mixtral BatchQA	59.94	3,102	7,931	71.20	60.13	7,192	17,063	71.87
Mixtral CoT	37.60	10,315	6,868	68.99	35.22	27,434	11,980	67.44
Llama BatchQA	71.67	2,858	4,945	82.35	70.58	6,451	11,446	80.05
Llama CoT	30.55	2,916	16,211	60.39	33.64	6,864	33,507	59.45
Gemma BatchQA	2.67	57	26,747	63.04	2.26	115	59,347	62.59
Gemma CoT	3.82	14,159	12,335	60.00	3.00	32,605	26,411	60.56
PMC-LLaMA CoT	33.18	7,469	10,933	60.45	31.88	17,977	23,465	59.85
W/ ILP reasoning	100	0	0	100	100	0	0	100

Table 2: Temporal consistency scores for uniqueness (c_U) and transitivity (c_T) for each model. The consistency scores show the percentage of pairs which are consistent for the corresponding property. # 0 and # >1 shows the number of pairs with none and more than one predictions respectively.

Method	W/o ILP reasoning			W/ ILP reasoning		
	P	R	F1	P	R	F1
Llama BatchQA	0.366	0.371	0.367	0.366	0.366	0.366
Llama CoT	0.549	0.710	0.615	0.549	0.549	0.549

Table 3: Precision (P), recall (R) and F1 scores before and after the ILP temporal reasoning step on the gold pairs.

tions so that the constraints are not violated.¹² With this study we examine whether consistency can improve the predictions. First, we assign a confidence score sc to each triple $(e_i, e_j, r_k), \forall r_k \in R_T$. The score sc for a pair of events $p = (e_i, e_j)$ equals 1, if the relation was predicted from the model, and 0.2 otherwise. Next, we create a binary vector, which is optimized with ILP. We refer to it as the indicator $I(p_i, r_i) \in [0, 1], \forall p \in P, r \in R_T$. We formulate the constraints as follows:

- Uniqueness:

$$\sum_{p \in P, r \in R_T} I(p, r) = 1 \quad (3)$$

- Symmetry:

$$I(p_i, r_i) = I(p_i^s, \bar{r}_i) \quad (4)$$

where $p_i = (e_i, e_j)$ and $p_i^s = (e_j, e_i)$, and \bar{r}_i is the reverse relation of r_i .¹³

- Transitivity:

$$I((e_i, e_j), r_1) + I((e_j, e_k), r_2) - \sum_{r_3 \in tr(r_1, r_2)} \leq 1 \quad (5)$$

where $r_1, r_2, r_3 \in R_T$ and $tr(r_1, r_2)$ is the set of relations that are the transitive of relations r_1 and r_2 .

The objective of the ILP method is to maximize the confidence score based on the indicator:

$$\hat{I} = \arg \max \sum_{p \in P} \sum_{r \in R_T} sc(p, r) I(p, r) \quad (6)$$

As shown in Table 2, when the ILP reasoning step is applied, the consistency scores for both uniqueness and transitivity reach 100%. We applied this step to the predictions of Llama BatchQA and Llama CoT, which are the models with the highest contradiction between F1 and consistency. In Table 3, we show the results before and after applying the temporal constraints. Even though the consistency of the predictions after reasoning is 100%, the F1 score decreases slightly for BatchQA and by 0.066 for CoT. This means that the predictions are temporally consistent, but they are not accurate. To get a better understanding of this issue, Figure 2 demonstrates two examples of transitivity triples for which the predictions violate the transitivity constraint. This indicates that at least one of the three predictions is incorrect and needs to change. In the top example, the first two relations were correct, but these relations were changed by

¹²For the ILP implementation we used the Gurobi optimizer (<https://www.gurobi.com/solutions/gurobi-optimizer/>).

¹³The reverse of each relation can be found in Table 5 in Appendix A.

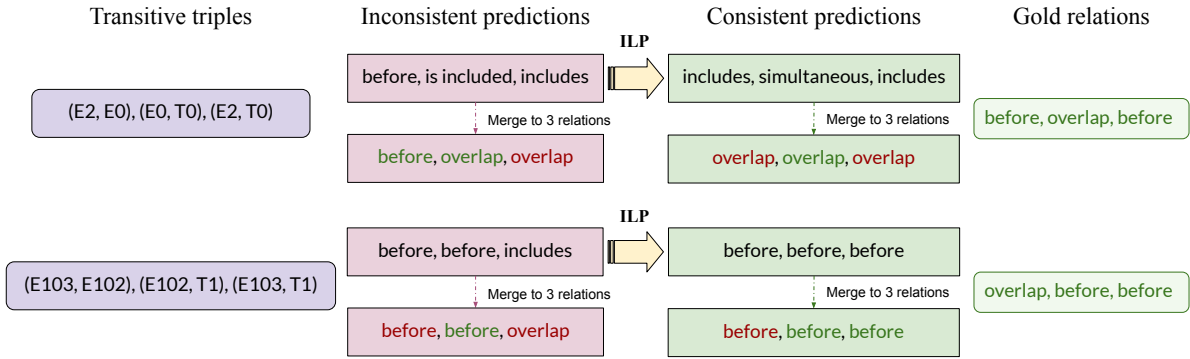


Figure 2: Examples of two transitive triples with inconsistent predictions. After the ILP the predictions are consistent but still different from the gold relations.

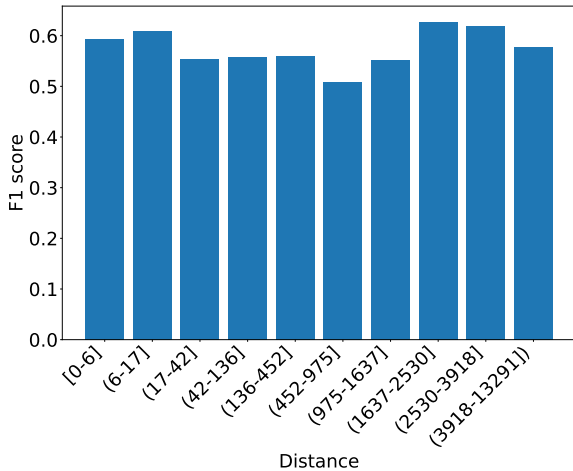


Figure 3: Barplot where each bar represents a range of distances between events in the gold pairs. The y axis shows the F1 score of the predictions for the pairs in each bar.

the ILP step, resulting in only one relation being correct in the consistent predictions. In the bottom example, only one relation was changed to enforce consistency. This resulted in two correctly predicted relations after the ILP, but still the first relation remained incorrect. This analysis highlights our previous observation regarding the relation between consistency and accuracy, and points out to the need of a better alignment of these two aspects in order for models to achieve a better temporal reasoning.

7 Pairs distance-based analysis

Since clinical notes contain long texts (see Section 4.1), we perform an analysis based on the distance of event pairs for the best-performing LLM (Llama CoT). First, we calculate the distance in terms of characters between the events for all the gold pairs. Then, we sort the pairs by their distances and split them to 10 bins, so that each bin

contains roughly the same amount of pairs. Finally, the F1 score is calculated for the prediction of the pairs contained in each bin. Figure 3 depicts the barplot with the bars representing the pairs in the specific distance range and their corresponding F1 scores. We observe that 37.5% of the pairs have a distance of 0 to 100 characters. Larger distances appear less frequently and hence the range of distance is smaller in the first bars, while the last bars have larger ranges. There is no consistent decrease in F1 score as the distance increases, meaning that the model is not affected by the distance of events in the text.

8 Conclusion

BioTempRE is an important task that tackles medical event ordering, with beneficial applications in healthcare. In this paper, we performed BioTempRE on clinical notes in a zero-shot setting employing five different LLMs. Two types of prompts were used, namely BatchQA and CoT, in order to obtain LLMs' responses. The zero-shot performance of all LLMs is lower compared to supervised learning methods. Moreover, we perform a temporal evaluation by calculating the consistency score of each LLM for the temporal properties of uniqueness and transitivity. We find that, in general, LLMs' predictions are temporally inconsistent and, interestingly, the model with the higher consistency scores (Llama BatchQA) has one of the lowest F1 scores. An ILP method utilized to enforce consistency on the models' predictions fails to improve their accuracy. These findings indicate the importance of the relation between temporal consistency and correctness, emphasizing the need for further study in order to assist in temporal reasoning.

Acknowledgments

This research has been funded by the Vienna Science and Technology Fund (WWTF)[10.47379/VRG19008] "Knowledge-infused Deep Learning for Natural Language Processing".

References

- James F Allen. 1983. Maintaining knowledge about temporal intervals. *Communications of the ACM*, 26(11):832–843.
- Steven Bethard, Leon Derczynski, Guergana Savova, James Pustejovsky, and Marc Verhagen. 2015. Semeval-2015 task 6: Clinical tempeval. In *proceedings of the 9th International Workshop on Semantic Evaluation (SemEval 2015)*, pages 806–814.
- Steven Bethard, Guergana Savova, Wei-Te Chen, Leon Derczynski, James Pustejovsky, and Marc Verhagen. 2016. Semeval-2016 task 12: Clinical tempeval. In *Proceedings of the 10th international workshop on semantic evaluation (SemEval-2016)*, pages 1052–1062.
- Steven Bethard, Guergana Savova, Martha Palmer, and James Pustejovsky. 2017. [SemEval-2017 task 12: Clinical TempEval](#). In *Proceedings of the 11th International Workshop on Semantic Evaluation (SemEval-2017)*, pages 565–572, Vancouver, Canada.
- Tom Brown, Benjamin Mann, Nick Ryder, Melanie Subbiah, Jared D Kaplan, Prafulla Dhariwal, Arvind Neelakantan, Pranav Shyam, Girish Sastry, Amanda Askell, Sandhini Agarwal, Ariel Herbert-Voss, Gretchen Krueger, Tom Henighan, Rewon Child, Aditya Ramesh, Daniel Ziegler, Jeffrey Wu, Clemens Winter, Chris Hesse, Mark Chen, Eric Sigler, Mateusz Litwin, Scott Gray, Benjamin Chess, Jack Clark, Christopher Berner, Sam McCandlish, Alec Radford, Ilya Sutskever, and Dario Amodei. 2020. [Language models are few-shot learners](#). In *Advances in Neural Information Processing Systems*, volume 33, pages 1877–1901. Curran Associates, Inc.
- Sébastien Bubeck, Varun Chandrasekaran, Ronen Eldan, Johannes Gehrke, Eric Horvitz, Ece Kamar, Peter Lee, Yin Tat Lee, Yuanzhi Li, Scott Lundberg, et al. 2023. Sparks of artificial general intelligence: Early experiments with gpt-4. *arXiv preprint arXiv:2303.12712*.
- Nathanael Chambers, Taylor Cassidy, Bill McDowell, and Steven Bethard. 2014. Dense event ordering with a multi-pass architecture. *Transactions of the Association for Computational Linguistics*, 2:273–284.
- Yohan Bonescki Gumiel, Lucas Emanuel Silva e Oliveira, Vincent Claveau, Natalia Grabar, Emerson Cabrera Paraiso, Claudia Moro, and Deborah Ribeiro Carvalho. 2021. Temporal relation extraction in clinical texts: a systematic review. *ACM Computing Surveys (CSUR)*, 54(7):1–36.
- Hasham Ul Haq, Veysel Kocaman, and David Talby. 2021. Deeper clinical document understanding using relation extraction. *arXiv preprint arXiv:2112.13259*.
- Raghav Jain, Daivik Sojitra, Arkadeep Acharya, Sriparna Saha, Adam Jatowt, and Sandipan Dandapat. 2023. Do language models have a common sense regarding time? revisiting temporal commonsense reasoning in the era of large language models. In *Proceedings of the 2023 Conference on Empirical Methods in Natural Language Processing*, pages 6750–6774, Singapore.
- Albert Q Jiang, Alexandre Sablayrolles, Antoine Roux, Arthur Mensch, Blanche Savary, Chris Bamford, Devendra Singh Chaplot, Diego de las Casas, Emma Bou Hanna, Florian Bressand, et al. 2024. Mixtral of experts. *arXiv preprint arXiv:2401.04088*.
- Abdulrahman Khalifa, Sumithra Velupillai, and Stephane Meystre. 2016. Utahbmi at semeval-2016 task 12: extracting temporal information from clinical text. In *Proceedings of the 10th International Workshop on Semantic Evaluation (SemEval-2016)*, pages 1256–1262.
- Timotej Knez and Slavko Žitnik. 2024. Multimodal learning for temporal relation extraction in clinical texts. *Journal of the American Medical Informatics Association*, page ocae059.
- Hee-Jin Lee, Hua Xu, Jingqi Wang, Yaoyun Zhang, Sungrim Moon, Jun Xu, and Yonghui Wu. 2016. Uthealth at semeval-2016 task 12: an end-to-end system for temporal information extraction from clinical notes. In *Proceedings of the 10th International Workshop on Semantic Evaluation (SemEval-2016)*, pages 1292–1297.
- Chen Lin, Timothy Miller, Dmitriy Dligach, Steven Bethard, and Guergana Savova. 2019. A bert-based universal model for both within-and cross-sentence clinical temporal relation extraction. In *Proceedings of the 2nd Clinical Natural Language Processing Workshop*, pages 65–71.
- Jian Liu, Jinan Xu, Yufeng Chen, and Yujie Zhang. 2021. Discourse-level event temporal ordering with uncertainty-guided graph completion. In *IJCAI*, pages 3871–3877.
- Qiang Ning, Zhili Feng, and Dan Roth. 2017. [A structured learning approach to temporal relation extraction](#). In *Proceedings of the 2017 Conference on Empirical Methods in Natural Language Processing*, pages 1027–1037, Copenhagen, Denmark. Association for Computational Linguistics.

- Qiang Ning, Zhili Feng, Hao Wu, and Dan Roth. 2018. [Joint reasoning for temporal and causal relations](#). In *Proceedings of the 56th Annual Meeting of the Association for Computational Linguistics (Volume 1: Long Papers)*, pages 2278–2288, Melbourne, Australia.
- William F Styler IV, Steven Bethard, Sean Finan, Martha Palmer, Sameer Pradhan, Piet C De Groen, Brad Erickson, Timothy Miller, Chen Lin, Guergana Savova, et al. 2014. Temporal annotation in the clinical domain. *Transactions of the association for computational linguistics*, 2:143–154.
- Weiyi Sun, Anna Rumshisky, and Ozlem Uzuner. 2013. Evaluating temporal relations in clinical text: 2012 i2b2 challenge. *Journal of the American Medical Informatics Association*, 20(5):806–813.
- Qingyu Tan, Hwee Tou Ng, and Lidong Bing. 2023. Towards benchmarking and improving the temporal reasoning capability of large language models. In *Proceedings of the 61st Annual Meeting of the Association for Computational Linguistics Volume 1: Long Papers*, pages 14820–14835, Toronto, Canada.
- Buzhou Tang, Yonghui Wu, Min Jiang, Yukun Chen, Joshua C Denny, and Hua Xu. 2013. A hybrid system for temporal information extraction from clinical text. *Journal of the American Medical Informatics Association*, 20(5):828–835.
- Gemma Team, Thomas Mesnard, Cassidy Hardin, Robert Dadashi, Surya Bhatnagar, Shreya Pathak, Laurent Sifre, Morgane Rivière, Mihir Sanjay Kale, Juliette Love, et al. 2024. Gemma: Open models based on gemini research and technology. *arXiv preprint arXiv:2403.08295*.
- Julien Tourille, Olivier Ferret, Aurélie Névéol, and Xavier Tannier. 2017. [Neural architecture for temporal relation extraction: A Bi-LSTM approach for detecting narrative containers](#). In *Proceedings of the 55th Annual Meeting of the Association for Computational Linguistics (Volume 2: Short Papers)*, pages 224–230, Vancouver, Canada.
- Hugo Touvron, Louis Martin, Kevin Stone, Peter Albert, Amjad Almahairi, Yasmine Babaei, Nikolay Bashlykov, Soumya Batra, Prajwal Bhargava, Shruti Bhosale, et al. 2023. Llama 2: Open foundation and fine-tuned chat models. *arXiv preprint arXiv:2307.09288*.
- Hangyu Tu, Lifeng Han, and Goran Nenadic. 2023. Extraction of medication and temporal relation from clinical text using neural language models. In *2023 IEEE International Conference on Big Data (Big-Data)*, pages 2735–2744.
- Sumithra Velupillai, Danielle L Mowery, Samir Abdelrahman, Lee Christensen, and Wendy Chapman. 2015. Blulab: Temporal information extraction for the 2015 clinical tempeval challenge. In *Proceedings of the 9th International Workshop on Semantic Evaluation (SemEval 2015)*, pages 815–819.
- Liang Wang, Peifeng Li, and Sheng Xu. 2022. Dct-centered temporal relation extraction. In *Proceedings of the 29th International Conference on Computational Linguistics*, pages 2087–2097.
- Jason Wei, Maarten Bosma, Vincent Zhao, Kelvin Guu, Adams Wei Yu, Brian Lester, Nan Du, Andrew M. Dai, and Quoc V Le. 2022a. [Finetuned language models are zero-shot learners](#). In *International Conference on Learning Representations*.
- Jason Wei, Xuezhi Wang, Dale Schuurmans, Maarten Bosma, brian ichter, Fei Xia, Ed Chi, Quoc V Le, and Denny Zhou. 2022b. [Chain-of-thought prompting elicits reasoning in large language models](#). In *Advances in Neural Information Processing Systems*, volume 35, pages 24824–24837. Curran Associates, Inc.
- Georg Wenzel and Adam Jatowt. 2023. An overview of temporal commonsense reasoning and acquisition. *arXiv preprint arXiv:2308.00002*.
- Chaoyi Wu, Weixiong Lin, Xiaoman Zhang, Ya Zhang, Yanfeng Wang, and Weidi Xie. 2023a. [Pmc-llama: Towards building open-source language models for medicine](#). *Preprint*, arXiv:2304.14454.
- Zihao Wu, Lu Zhang, Chao Cao, Xiaowei Yu, Haixing Dai, Chong Ma, Zhengliang Liu, Lin Zhao, Gang Li, Wei Liu, et al. 2023b. Exploring the trade-offs: Unified large language models vs local fine-tuned models for highly-specific radiology nli task. *arXiv preprint arXiv:2304.09138*.
- Y. Xian, C. H. Lampert, B. Schiele, and Z. Akata. 2019. [Zero-shot learning—a comprehensive evaluation of the good, the bad and the ugly](#). *IEEE Transactions on Pattern Analysis & Machine Intelligence*, 41(09):2251–2265.
- Hao-Ren Yao, Luke Breifeller, Aakanksha Naik, Chunxiao Zhou, and Carolyn Rose. 2022. Multi-scale contrastive knowledge co-distillation for event temporal relation extraction. *arXiv preprint arXiv:2209.00568*.
- Chenhan Yuan, Qianqian Xie, and Sophia Ananiadou. 2023. [Zero-shot temporal relation extraction with ChatGPT](#). In *The 22nd Workshop on Biomedical Natural Language Processing and BioNLP Shared Tasks*, pages 92–102, Toronto, Canada. Association for Computational Linguistics.

A Appendix

Technical details Getting responses from GPT-3.5 for all the pairs for both types of prompts costed around 800\$ and lasted 27 hours. For the open-source models we used a single H100 GPU, and for the rest two H100 GPUs. The running time for each model was:

- Mixtral 8x7B BatchQA: 6 hours
- Mixtral 8x7B CoT: 48 hours
- Llama2 70B BatchQA: 24 hours
- Llama2 70B CoT: 7 days
- Gemma 7B BatchQA: 3 hours
- Gemma 7B CoT: 25 hours
- PMC-Llama 13B CoT: 2.5 days

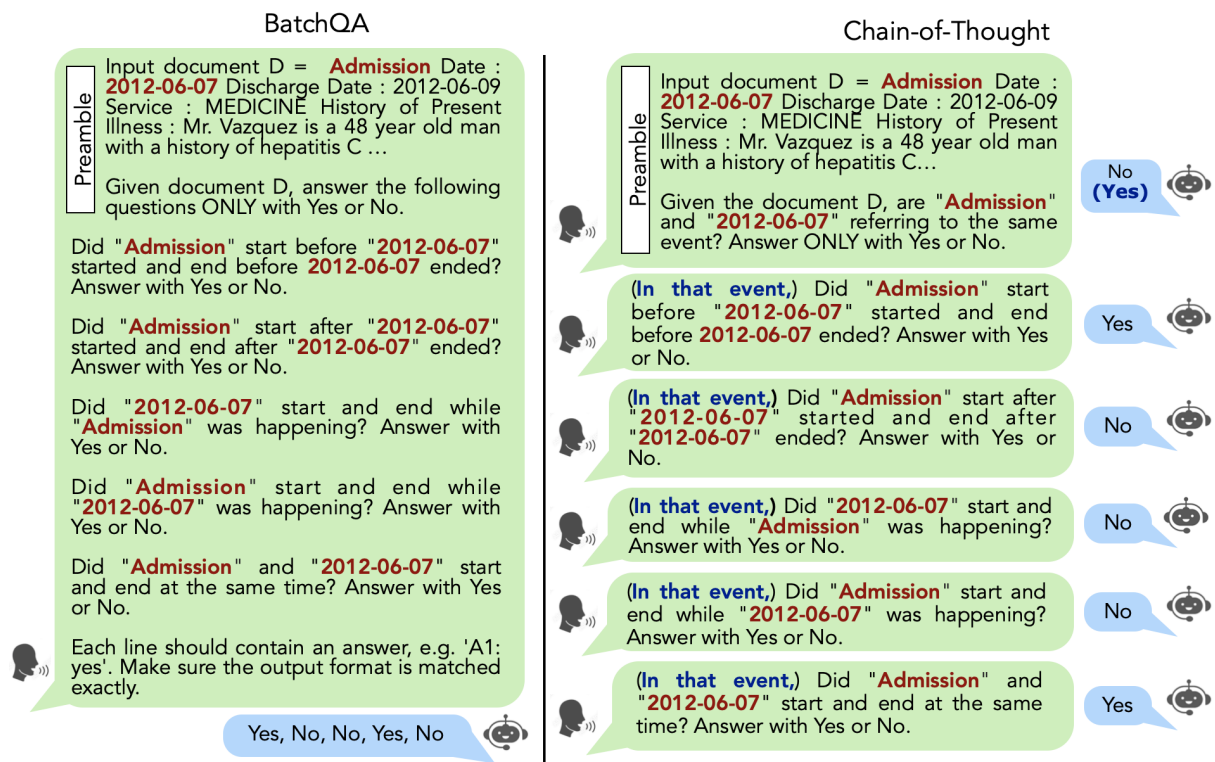


Figure 4: Examples of an interaction with the LLM using two different prompting strategies: BatchQA and Chain-of-Thought.

r_1	r_2	$trans(r_1, r_2)$
before	before	before
after	after	after
includes	includes	includes
is included	is included	is included
simultaneous	simultaneous	simultaneous
before	simultaneous	before
after	simultaneous	after
includes	simultaneous	includes
is included	simultaneous	is included
before	after	[before, after, includes, is included, simultaneous]
before	includes	[before, includes]
before	is included	[before, is included]
after	before	[before, after, includes, is included, simultaneous]
after	includes	[after, includes]
after	is included	[after, is included]
includes	before	[before, includes]
includes	after	[after, includes]
includes	is included	[before, after, includes, is included, simultaneous]
is included	before	[before, is included]
is included	after	[after, is included]
is included	includes	[before, after, includes, is included, simultaneous]
simultaneous	before	before
simultaneous	after	after
simultaneous	includes	includes
simultaneous	is included	is included

Table 4: Transitivity rules for the five temporal relations used in this study.

r	\bar{r}
before	after
after	before
includes	includes
is included	is included
simultaneous	simultaneous

Table 5: Symmetry rules for the five temporal relations used in this study.