

# Retrieval-Augmented Feature Generation for Domain-Specific Classification

Xinhao Zhang<sup>1\*</sup>, Jinghan Zhang<sup>2\*</sup>, Fengran Mo<sup>3</sup>, Dakshak Keerthi Chandra<sup>4</sup>,  
Yu-Zhong Chen<sup>◇</sup>, Fei Xie<sup>1</sup>, Kunpeng Liu<sup>2†</sup>

<sup>1</sup>Portland State University, USA, <sup>2</sup>Clemson University, USA, <sup>3</sup>University of Montreal, Canada, <sup>4</sup>Analog Devices, USA  
{xinhaoz, xie}@pdx.edu, {jinghaz, kunpen}@clemson.edu, fengran.mo@umontreal.ca,  
dakshak.keerthichandra@analog.com, yuzhong.chen@asu.edu

**Abstract**—Feature generation can significantly enhance learning outcomes, particularly for tasks with limited data. An effective way to improve feature generation is to expand the current feature space using existing features and enriching the informational content. However, generating new, interpretable features usually requires domain-specific knowledge on top of the existing features. In this paper, we introduce a **Retrieval-Augmented Feature Generation** method, RAFG, to generate useful and explainable features specific to domain classification tasks. To increase the interpretability of the generated features, we conduct knowledge retrieval among the existing features in the domain to identify potential feature associations. These associations are expected to help generate useful features. Moreover, we develop a framework based on large language models (LLMs) for feature generation with reasoning to verify the quality of the features during their generation process. Experiments across several datasets in medical, economic, and geographic domains show that our RAFG method can produce high-quality, meaningful features and significantly improve classification performance compared with baseline methods.

**Index Terms**—feature generation, knowledge retrieval, large language models.

## I. INTRODUCTION

In domain-specific applications, e.g., disease classification and insurance claim prediction, the data are usually scarce and result in limited features [1–3]. In these cases, it is infeasible to train a machine learning model with satisfactory performance. A common practice is to generate new features to support the model training. However, manual feature generation relies heavily on domain expertise, while automated methods might produce features that lack interpretability [4, 5]. Existing studies typically focus solely on optimizing data structures [6]. Although efficient, these approaches lack transparency and interpretability. In addition, obtaining the resources of domain-specific knowledge is expensive [7, 8].

An intuitive solution is to utilize the knowledge among existing features and their associations by extracting and understanding their underlying relationships. This process is non-trivial. It requires referencing domain knowledge to generate new features, a challenging task for the models without specific fine-tuning. Although fine-tuning a language model with domain-specific data can inject domain knowledge, it

is costly and might limit a model’s generalizability across different domains [9, 10]. Thus, an alternative is to retrieve useful information from an external knowledge base as supporting references. Then, a generator model with a reasoning mechanism, e.g., a Large Language Model (LLM), can be used to integrate the original feature with the corresponding support knowledge to generate the new feature. This is similar to the retrieval-augmented generation (RAG) [11–13] technique, where we inherit a similar principle for domain-specific feature generation. On the one hand, the retrieved knowledge is expected to serve as explicit references for interpretability [14, 15]. On the other hand, the new features are generated based on the existing features, which can reduce the representation inconsistent risk and leverage limited data efficiently [16, 17]. The crucial question is *how to incorporate the external retrieved information with the existing feature to support useful feature generation?*

We depict a comprehensive example in Fig. 1 for the feature generation task. The goal is to detect heart disease based on the generated features. To solve the task, a more concrete indicator is the *BMI* feature, which could be generated by the original features *Height* and *Weight*. This desirable information can be generated with the support of external knowledge of *BMI* via retrieval. Such insights serve as our motivation for implementing retrieval-augmented feature generation.

**Our Targets.** We aim to address three main challenges in generating features for domain-specific scenarios: 1) how to extract and utilize useful information by understanding their relations, 2) how to apply the retrieval-augmented generation paradigm to retrieve useful knowledge with LLMs’ reasoning capability for generating informative and explainable domain features, and 3) how to form a high quality feature space on top of the original and generated features.

**Our Approach.** To address these challenges, we propose an LLM-based **Retrieval-Augmented Feature Generation** approach (RAFG) to generate features with retrieved knowledge in terms of the existing features. Specifically, we first instruct an LLM to analyze and capture the implicit pattern within the structured data and the textual information, e.g., dataset descriptions and feature labels. With advanced reasoning capabilities, the LLM is expected to provide a logical process to derive the relation among the features and generate a query for later domain-specific retrieval. Then, we deploy

\* These authors contributed equally to this work.

◇ Independent researcher.

† Corresponding author.

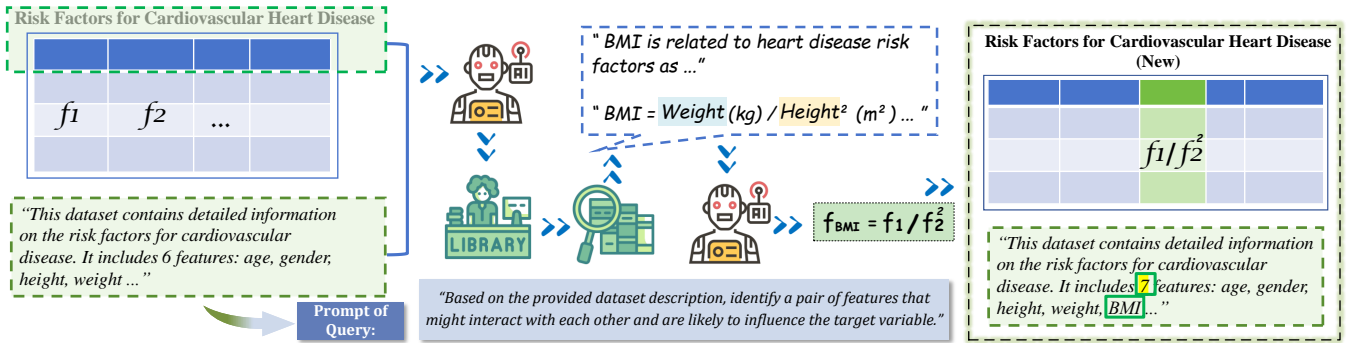


Fig. 1: Framework of RAFG. We adopt an LLM to generate new features according to the retrieved textual information containing expertise knowledge (e.g., the BMI as shown case).

the RAG technique to identify the useful references from a reliable knowledge base according to the previously generated query. The used original features, together with the retrieved knowledge, are fed to the LLM to generate new features according to the reasoning capacity of LLM. Eventually, an automated feature generation mechanism that consistently refines the generated feature and is integrated into the final data attribution. This is supported by an iterative feature validation mechanism to update the feature space with validated ones. The iteratively validated features via generation are expected to enhance the domain-specific interpretability by aligning with the needs of the fields and supply additional crucial indicators.

Our contributions are threefold:

- 1) We introduce a novel LLM-based retrieval-augmented feature generation method for domain-specific scenarios, which extracts and utilizes the potential relations among the existing features for new feature generation.
- 2) The RAFG framework is training-free and can be adapted for any specific domains with an automatic validation mechanism. The generated feature is more explainable and enhances the domain-specific classification performance with the retrieved reference.
- 3) Experimental results on domain-specific downstream tasks demonstrate the effectiveness of our RAFG by outperforming other feature extraction approaches.

## II. RELATED WORK

### A. Feature Generation

Feature engineering is an essential part of machine learning, including feature selection, feature editing, or generating new features from raw data to improve the model performance [18–20]. The target of feature engineering is to optimize the feature representation space to benefit the downstream tasks [21–23]. Feature generation is an effective approach in the context of feature engineering, which aims to create complex latent feature spaces [24] through various mathematical or logical transformation operations [6, 25, 26]. The advancement of deep learning techniques and LLMs provides new opportunities to enhance the transparency and alleviate the manual operations [27, 28] for feature generation.

Existing studies have proposed various methods, ranging from traditional techniques [29] to more sophisticated ones. For instance, Cognito [30] is a reinforcement learning approach for intelligent feature space exploration [31]. Besides, graph-based feature construction [32], policy networks for pre-training feature engineering [33], and multi-stage approaches combining statistical selection with neural generation [34, 35] are developed. Though showing efficiency, these methods still focus on structural and numerical data, which might overlook semantic information and lack interpretability. More recently, CAAFE [36] leverages LLMs to generate context-aware features with explanations [37–41] to enhance the interpretability. Different from them, we propose a retrieval-augmented feature generation framework to facilitate the model’s prediction in the downstream tasks with better performance and interpretability.

### B. Retrieval-Augmented Machine Learning

Retrieval-Augmented Generation (RAG) [11] aims to retrieve external knowledge to enhance the capacity of language models. The retrieved knowledge is used according to the requirements of downstream tasks [42], such as reducing hallucination [43, 44], supplying up-to-date knowledge for accurate answers [45–47], and assisting in developing better machine learning models via generating useful features [48, 49]. However, the retrieved knowledge could not be directly used for feature generation without further understanding and reasoning by LLMs [32, 38, 50]. To generate interpretable features, the LLM needs to analyze the relevance and rationality of the retrieved information and the generated features [51–53]. Then, the reasoning process is expected to enhance the new features by validating their effectiveness and explainability in the domain knowledge, which is the focus of our studies.

## III. PROBLEM STATEMENT

We formulate the task as generating new optimal and explainable feature representations via searching external knowledge on top of the existing feature. Concretely, we denote the original tabular dataset as  $\mathcal{D}_0 = \{\mathcal{F}_0; y\}$  that includes an original feature set  $\mathcal{F} = \{f_i\}_{i=1}^{I_0}$ , each features  $\{f_i\}$  and its target label  $y$  as well as textual information  $\mathcal{C}_0$  including the labels and the data description. Our optimization objective is to

automatically generate a set of new features  $\{g_t\}$  based on the retrieved knowledge with the reasoning procedure supported by an LLM that can reconstruct an optimal feature set  $\mathcal{F}^*$  as

$$\mathcal{F}^* = \underset{\hat{\mathcal{F}}}{\operatorname{argmax}} \mathcal{P}_{\mathcal{A}}(\hat{\mathcal{F}}, y), \quad (1)$$

where  $\mathcal{A}$  is a domain-specific downstream task (e.g., predicting Parkinson’s disease),  $\mathcal{P}$  is the performance indicator of  $\mathcal{A}$  and  $\hat{\mathcal{F}} = \{\mathcal{F}_0, \{g_t\}\}$  is an optimized feature set.

#### IV. METHODOLOGY

In this section, we introduce our novel feature generation method **Retrieval-Augmented Feature Generation (RAFG)**, which generates features automatically by the retrieved external knowledge and the original text information. We utilize an LLM as a text-miner and a feature generator, which generates the query for retrieval and integrates the search results with its parametric for feature generation. An automatic mechanism is applied to validate the generated features and the original ones in the feature set, enabling continuous optimization and updating of the feature content. An overview of the **RAFG** framework is shown in Fig. 2, including three stages: *A. Query Generation and Domain Knowledge Retrieval*; *B. Retrieval-Augmented Feature Generation with Reasoning*; and *C. Feature Content Validation by LLM*.

##### A. Query Generation and Domain Knowledge Retrieval

We aim to retrieve the external knowledge on top of the original features to augment the information for new feature generation interactively. To this end, given the  $t$ -th iteration, we first collect the textual information of the current feature set  $\mathcal{F} = \mathcal{F}_{t-1} = \{f_i\}_{i=1}^l$ , including the goals of the downstream tasks  $\mathcal{A}'$ , and the textual information  $\mathcal{C} = \mathcal{C}_{t-1}$  to construct a query  $\mathcal{Q}_t$  via an LLM  $p_\phi$  as

$$\mathcal{Q}_t = p_\phi(\mathcal{A}', \mathcal{C}_{t-1}). \quad (2)$$

We then retrieve the top- $k$  relevant documents from the whole external knowledge base in terms of the query  $\mathcal{Q}_t$ . The relevance between each candidate document and the query is determined by a computation of cosine similarity as

$$\operatorname{sim}(\mathcal{Q}_t, r_j) = \frac{\mathcal{Q}_t \cdot r_j}{\|\mathcal{Q}_t\| \|r_j\|}, \quad (3)$$

where  $r_j$  is the candidate document and  $r_j \in \mathcal{R}_k$ . Then, the set of retrieved documents  $\{\mathcal{R}_k\}$  are considered to consist of a set of potential features  $\{g_k\}$  further determined by LLM to update the previous feature set  $\mathcal{F}_{t-1}$  as

$$g_k = \{p_\phi(o(\mathcal{F}_{t-1}) | \mathcal{R}_k)\}, \quad (4)$$

where  $o$  denotes the various operations based on LLM, which are denoted as follows:

- *Scaling*: This operation involves arithmetic transformations, statistical measures, or algorithmic functions applied to derive  $g_t$ , i.e., a mapping function  $o_s : \mathbb{R}^n \rightarrow \mathbb{R}^n$  applied to an existing feature vector to transform into a new one via scaling.

- *Transformation*: This operation involves transforming two or more features into a new feature using concatenation, averaging, or more complex fusion techniques, i.e., applying a mapping function on several existing feature vectors via  $o_t : \mathbb{R}^n \times \mathbb{R}^m \rightarrow \mathbb{R}^p$ , where  $n$ ,  $m$ , and  $p$  are dimensions of the input features and the resulting feature, respectively.
- *Judgment*: This operation involves logical or rule-based decision-making processes that integrate domain knowledge or empirical rules to form a new feature. In our case, we apply a decision function  $o_d : \mathcal{X} \rightarrow \{0, 1\}$ , where  $\mathcal{X}$  is the input space composed of one or more feature vectors, and the output is a new categorical feature based on predefined criteria.

##### B. Retrieval-Augmented Feature Generation with Reasoning

In this stage, our objective is to generate a new feature and align it with the existing features in the data table. So far, we have obtained external knowledge in terms of the available original features through RAG. The retrieved knowledge contains more structural details and relationships between features, which are not directly reflected in the original dataset. To this end, we adopt the LLM to analyze and extract the potential feature structures and relationships, and further generate new features to expand the feature space.

Given the  $k$  documents with potential features  $\{g_k\}$ , the LLM determines their potential to enhance the performance of downstream tasks via the reasoning capability. To enable the model to conduct high-quality judgments, we employ a ‘‘Chain of Thought’’ [54–56] strategy to encourage the LLM to think and formulate logical hypotheses and reasoning for the possible outcomes of integrating each potential feature into the data table step-by-step. The LLM then selects the most useful documents  $\mathcal{R}_t \in \{\mathcal{R}_k\}$  from the candidates, and generates a new feature  $g_t$  according to  $\mathcal{R}_t$ . Finally, we integrate  $g_t$  into the data table as

$$g_t = \{p_\phi(o(\mathcal{F}_{t-1}) | \mathcal{R}_t)\}, \mathcal{F}_t = \{\mathcal{F}_{t-1}, g_t\}, \quad (5)$$

$$\mathcal{D}_t = \{\mathcal{F}_t; y\} = \{\{\mathcal{F}_{t-1}, g_t\}; y\}. \quad (6)$$

The  $g_t$  is generated by the corresponding combination or judgment method  $o_t$  mentioned in document  $\mathcal{R}_t$  with existing features and matches the length of  $f_i$ . Finally, we feed  $\mathcal{D}_t$  into the downstream task and obtain the performance metric  $\mathcal{P}_t$ , which is fed to the LLM for evaluation.

##### C. Feature Content Validation by LLM

In this stage, our objective is to validate the effectiveness of the newly generated feature. We decide whether to keep the feature by the improvement of  $\mathcal{P}_t - \mathcal{P}_{t-1}$ , where a higher value of  $\mathcal{P}$  indicates better performance as

$$\mathcal{F}_t = \begin{cases} \mathcal{F}_t & \text{if } \mathcal{P}_t > \mathcal{P}_{t-1}, \\ \mathcal{F}_{t-1} & \text{otherwise.} \end{cases} \quad (7)$$

If adding the new feature  $g_t$  improves downstream task performance, we formally adopt  $g_t$  as a new feature within

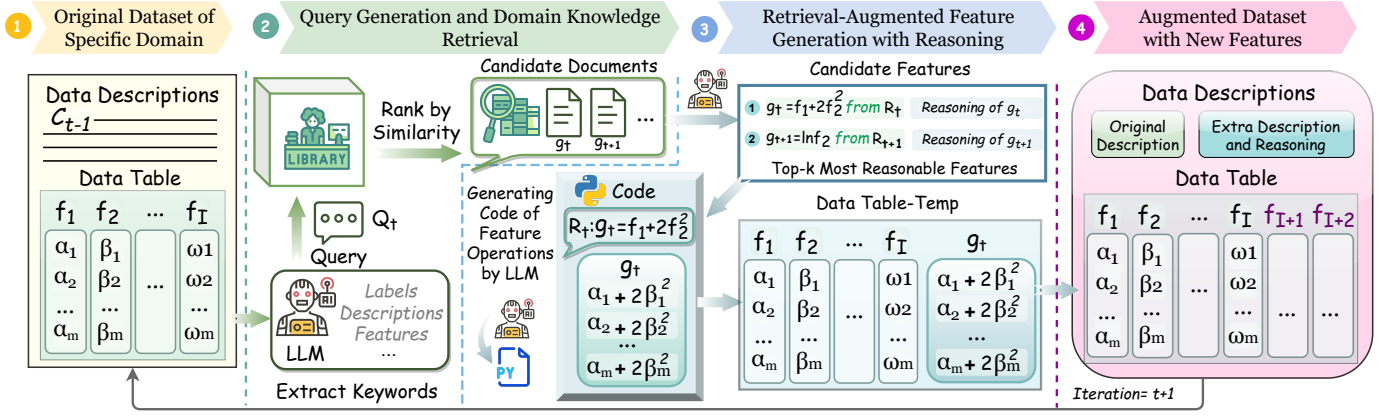


Fig. 2: Framework of RAFG. Given an input data table including a description, feature vectors, and a target label vector, the LLM first integrates the text information of description, label information, and data types to embed and form a query. Then, with this query we adopt RAG technology to search through an external library for one of several relevant documents which can guide the LLM in creating a new feature with most potential. After that, we test the template data table with the new feature for metrics improvement, and the LLM decides whether to reserve this new feature. This searching and generation process iterates until reaching the maximum rounds of iteration, or the best feature space is found.

the table. The LLM updates the dataset text information  $C = C_t = p_\phi(C_{t-1} | \mathcal{R}_t)$  to incorporate the information related to  $g_t$ . The feature generation process increases the feature space’s dimensionality. As the feature space expands, the model can understand and interpret the data more comprehensively, further improving downstream task performance and enhancing generalization capabilities.

We generate new queries to search for potential features with the updated data table  $\mathcal{D}_t$  and the data description  $C_t$ . This iteration process continues until a predefined maximum of iterations  $T$  is reached, or the optimal feature set is found when achieving peak performance in the downstream task. Algorithm 1 presents the pseudocode of the proposed method.

## V. EXPERIMENTS

In this section, we present a series of experiments to evaluate the effectiveness and impacts of the RAFG. We begin by comparing the performance of the RAFG against several baseline methods on four downstream tasks. To further understand the contributions of different components, we then conduct ablation studies investigating the impact of using an external knowledge library and the choice of different LLMs. Subsequently, we present the information gain observed during the feature generation process. We then showcase the relationship between the newly generated features and the original features, followed by a discussion on the reasons for the observed performance improvements.

### A. Experimental Settings

**Datasets.** We evaluate the RAFG on four real-world datasets, including *Parkinson’s Disease Classification (PDC)* [57], *Animal Information Dataset (AID)* [58], *Global Country Information Dataset 2023 (GCI)* [59] and *Diabetes Health Indicators Dataset (DIA)* [60]. Table I shows the detailed information.

**Metrics.** We evaluate the model performance by the following metrics: *Overall Accuracy (Acc)* measures the proportion of true results in the total dataset. *Precision (Prec)* reflects the ratio of true positive predictions to all positive predictions for each class. *Recall (Rec)*, also known as sensitivity, reflects the ratio of true positive predictions to all actual positives for each class. *F-Measure (F1)* is the harmonic mean of precision and recall, providing a single score that balances both metrics. We calculate Precision, Recall, and F1-score via macro averaging.

Aside from evaluating model performance, to further assess the contribution of the features generated by RAFG, we also utilize *Information Gain (IG)* [61]. This metric quantifies the amount of additional information about the target variable  $Y$  that the new features introduce into the dataset. We adopt the concept of information entropy [62] to calculate IG:

$$H(Y|F) = - \sum_{y \in Y} p(y|F) \log p(y|F), \quad (8)$$

where  $p(y|F)$  is the probability of class  $y$  given the feature set  $F$ . The information gain from expanding an initial feature set  $F_0$  to a new feature set  $F$  is then computed as:

$$IG(Y; F, F_0) = H(Y|F_0) - H(Y|F), \quad (9)$$

which reflects the informational enrichment provided by the generated features [63]. Prior studies indicate that features yielding higher information gain are valuable for enhancing predictive model performance [64].

**Baseline Methods.** We adapt the RAFG across a range of classification models, including *Random Forests (RF)* [65], *Decision Tree (DT)* [66], *TabTransformer (TT)* [67] and *TabNet (TN)* [68]. We compare the performance of each model with and without the features generated by RAFG. Our RAFG is also compared against several baselines: the raw data (Raw), the Least Absolute Shrinkage and Selection Operator (Lasso) [29], the Feature Engineering for Predictive Modeling

---

**Algorithm 1:** Retrieval-Augmented Feature Generation

---

**Input:** Tabular dataset  $\mathcal{D}_0 = \{\mathcal{F}_0; y\}$ , textual information  $\mathcal{C}_0$ , downstream task model  $\mathcal{A}$ , maximum iterations  $T$ , patience  $K$ , LLM  $p_\phi$ , performance metric  $\mathcal{P}$

**Output:** Enhanced feature set  $\mathcal{F}$

**Initialization:**

$\mathcal{F} \leftarrow \mathcal{F}_0$ ,  $\mathcal{C} \leftarrow \mathcal{C}_0$ ,  $\mathcal{D} \leftarrow \mathcal{D}_0$ ,  $\text{no\_improve} \leftarrow 0$ ;  
 $\mathcal{P} \leftarrow \mathcal{A}(\mathcal{D})$ ; // Base performance on original features

**for**  $t = 1$  **to**  $T$  **do**

```
// --- Query Generation and Knowledge Retrieval ---  
 $Q_t \leftarrow p_\phi(\mathcal{D}, \mathcal{C})$ ;  
Retrieve top- $k$  documents  $\{R_k\}$  from knowledge base;  
// --- Candidate Evaluation ---  
foreach  $R$  in  $\{R_k\}$  do  
   $o_k \leftarrow p_\phi(R, \mathcal{F}, \mathcal{C})$ ;  
  // LLM performs deterministic operation for feature  
   $g_k \leftarrow o_k(\mathcal{F}_{\text{train}})$ ;  
   $\mathcal{D}_{\text{tmp}} \leftarrow \{\{\mathcal{F}, g_k\}; y\}$ ;  
   $\mathcal{P}_k \leftarrow \mathcal{A}(\mathcal{D}_{\text{tmp}})$ ;  
Select  $R_t = \arg \max_k \mathcal{P}_k$  and its corresponding  $g_t$ ;  
// --- Validation and Feature Adoption ---  
if  $\mathcal{P}_t > \mathcal{P}_{t-1}$  then  
   $\mathcal{P} \leftarrow \mathcal{P}_t$ ;  $\mathcal{F} \leftarrow \{\mathcal{F}, g_t\}$ ;  
   $\mathcal{C} \leftarrow p_\phi(\mathcal{C} | R_t)$ ;  
  // Update description when feature accepted  
   $\text{no\_improve} \leftarrow 0$ ;  
else  
   $\text{no\_improve} \leftarrow \text{no\_improve} + 1$ ;  
if  $\text{no\_improve} \geq K$  then  
  break;  
  // Early stopping when no improvement for  $K$  rounds
```

**return**  $\mathcal{F}$ ;

---

using Reinforcement Learning [31] (RL), and the Context-Aware Automated Feature Engineering (CAAFE) [36].

**Implementation Details.** Experiments are conducted on an NVIDIA RTX 4090 GPU. In our implementation for feature generation, we use GPT-4o [69] as the query generator paired with Google’s Custom Search API to perform the retrieval tasks. We use the top-3 results as the retrieved knowledge. GPT-4o then uses these top relevant results for feature generation. For the compared baselines, Lasso and RL are implemented based on standard libraries (scikit-learn [70]

TABLE I: Datasets from four specific different domains.

Datasets	Samples	Features	Class	Target
PDC	756	754	2	Parkinson Binary
AID	205	15	10	Social Structure
GCI	195	34	4	Life Expectancy
DIA	253680	21	2	Diabetes Binary

and transformers [71]) with hyperparameters tuned via 5-fold cross-validation. CAAFE is configured with default setting with GPT-4o as the generator, and sets the iterations to 3.

**B. Experimental Results**

**Overall Performance.** Table II shows the overall results across four domain-specific datasets. All overall performance results are based on the average of 5-fold cross-validation. Compared with baseline methods, RAFG consistently achieves superior performance. For instance, in RF, RAFG shows a significant improvement in accuracy across all datasets, with a 19.2% increase on AID over raw data, and 3.8% over CAAFE, the second-highest accuracy baseline. The RAFG shows particular strength in boosting model accuracy. The performance demonstrates that RAFG’s enriching of feature space with domain-specific knowledge enhances the model’s understanding and boosts overall performance.

Across different models and metrics, RAFG consistently outperforms other methods in all metrics. Notably, in GCI dataset under DT, RAFG achieves a precision of 66.9%, surpassing the highest precision of 60.7%. Moreover, for F1 scores, RAFG raises the score in the GCI under DT from 55.6% to 68.1%. These results demonstrate the RAFG’s capability of reducing misclassification effectively.

The generation of new features through RAFG significantly enhances model performance. As results show, adding features, e.g., from 756 to 770 in the PDC dataset, leads to substantial increases in performance metrics, including accuracy and F1. This result suggests that the new features not only numerically expand the feature set, but also enhance the information richness of the dataset. Thus, models can capture more complex patterns and relationships within the data.

We further assessed the robustness of RAFG across diverse LLMs: GPT-4o [69], Llama 2-13B [72], and Mistral-7B [73]. As shown in Fig. 3, integrating RAFG consistently improves the classification accuracy of the RF classifier on all datasets compared with the Raw baseline. For example, on the PDC dataset, accuracy rises from 0.820 (Raw) to 0.888 with GPT-4o, and similar gains are observed with Llama 2-13B (0.868) and Mistral-7B (0.868). The GCI dataset shows the largest relative improvement, increasing from 0.674 to 0.846 with GPT-4o. Although GPT-4o achieves the highest overall performance, which is likely because of its stronger reasoning and generation capability, all three LLMs substantially outperform the baseline when combined with RAFG. This improvement indicates that RAFG possesses good generalizability across LLMs of varying scales and architectures.

**Information Gain.** We further study how much addition information is introduced by the new features generated by

TABLE II: Overall performance on various downstream tasks across different models. The best and second-best performance is set in **bold** and underline.

Metrics	Model	RF				DT				TT				TN			
		PDC	AID	GCI	DIA	PDC	AID	GCI	DIA	PDC	AID	GCI	DIA	PDC	AID	GCI	DIA
Acc	Dataset	PDC	AID	GCI	DIA	PDC	AID	GCI	DIA	PDC	AID	GCI	DIA	PDC	AID	GCI	DIA
	Raw	0.820	0.635	0.674	0.759	0.773	0.423	0.571	0.794	0.841	0.577	0.306	0.861	0.677	0.365	0.510	0.859
	Lasso	0.847	0.654	0.735	0.860	0.788	0.442	0.592	0.796	0.857	0.615	0.327	0.862	0.709	0.423	0.531	0.860
	RL	0.857	<u>0.687</u>	0.755	0.859	0.799	0.519	0.592	0.796	0.878	0.596	0.347	0.862	0.714	0.558	0.551	0.863
	CAAFE	<u>0.862</u>	0.673	<u>0.776</u>	<u>0.863</u>	<u>0.820</u>	<u>0.577</u>	<u>0.612</u>	<u>0.797</u>	<u>0.884</u>	<u>0.654</u>	<u>0.408</u>	<u>0.863</u>	<u>0.741</u>	<u>0.577</u>	<u>0.592</u>	<u>0.865</u>
	<b>RAFG</b>	<b>0.888</b>	<b>0.750</b>	<b>0.846</b>	<b>0.887</b>	<b>0.841</b>	<b>0.615</b>	<b>0.674</b>	<b>0.815</b>	<b>0.900</b>	<b>0.673</b>	<b>0.429</b>	<b>0.865</b>	<b>0.773</b>	<b>0.596</b>	<b>0.714</b>	<b>0.867</b>
Prec	Dataset	PDC	AID	GCI	DIA	PDC	AID	GCI	DIA	PDC	AID	GCI	DIA	PDC	AID	GCI	DIA
	Raw	0.721	0.175	0.675	0.681	0.688	0.118	0.551	0.588	0.797	0.218	0.327	0.575	0.490	0.106	0.474	0.429
	Lasso	0.753	0.188	0.690	0.684	0.755	0.150	0.607	0.590	0.797	0.237	0.307	<b>0.599</b>	0.519	0.129	0.525	0.684
	RL	<u>0.760</u>	0.245	0.763	0.683	0.722	<b>0.319</b>	0.554	0.590	0.832	0.252	0.360	<u>0.585</u>	0.489	0.151	<u>0.636</u>	<b>0.806</b>
	CAAFE	0.753	<u>0.237</u>	<u>0.768</u>	<u>0.724</u>	<b>0.783</b>	0.173	<u>0.607</u>	<u>0.592</u>	<u>0.832</u>	<u>0.321</u>	<u>0.409</u>	0.572	<u>0.536</u>	<u>0.196</u>	0.601	0.715
	<b>RAFG</b>	<b>0.793</b>	<b>0.343</b>	<b>0.791</b>	<b>0.735</b>	<u>0.777</u>	<u>0.261</u>	<b>0.669</b>	<b>0.605</b>	<b>0.857</b>	<b>0.349</b>	<b>0.450</b>	0.570	<b>0.559</b>	<b>0.242</b>	<b>0.683</b>	<u>0.723</u>
Rec	Dataset	PDC	AID	GCI	DIA	PDC	AID	GCI	DIA	PDC	AID	GCI	DIA	PDC	AID	GCI	DIA
	Raw	0.855	0.156	0.640	0.570	0.737	0.126	0.564	0.597	0.790	0.201	0.311	0.702	0.430	0.113	0.474	0.500
	Lasso	0.818	0.194	0.720	0.575	0.727	0.141	0.594	<u>0.599</u>	0.820	0.224	0.333	0.696	0.583	0.101	0.533	0.538
	RL	0.842	0.206	0.742	0.568	0.742	0.244	0.549	0.598	<u>0.846</u>	0.236	<u>0.373</u>	0.691	0.440	0.101	0.533	0.501
	CAAFE	<u>0.890</u>	<u>0.337</u>	<u>0.766</u>	<u>0.559</u>	<u>0.763</u>	<u>0.262</u>	<u>0.603</u>	<b>0.603</b>	0.832	<b>0.433</b>	0.310	0.705	<u>0.653</u>	<u>0.116</u>	<u>0.592</u>	<u>0.575</u>
	<b>RAFG</b>	<b>0.905</b>	<b>0.357</b>	<b>0.791</b>	<b>0.563</b>	<b>0.786</b>	<b>0.320</b>	<b>0.703</b>	0.596	<b>0.882</b>	<u>0.353</u>	<b>0.404</b>	<b>0.710</b>	<b>0.664</b>	<b>0.213</b>	<b>0.669</b>	<b>0.579</b>
F1	Dataset	PDC	AID	GCI	DIA	PDC	AID	GCI	DIA	PDC	AID	GCI	DIA	PDC	AID	GCI	DIA
	Raw	0.750	0.146	0.636	0.587	0.702	0.122	0.556	0.592	0.793	0.209	0.289	0.593	0.419	0.110	0.470	0.462
	Lasso	0.776	0.180	0.679	0.594	0.738	0.137	<u>0.599</u>	0.594	0.808	0.228	0.303	<b>0.622</b>	0.476	0.105	0.526	0.539
	RL	0.788	0.209	0.741	0.584	0.731	<u>0.268</u>	0.549	0.594	<u>0.838</u>	0.225	<u>0.363</u>	0.606	0.434	0.121	0.551	0.466
	CAAFE	<u>0.790</u>	<u>0.243</u>	<u>0.758</u>	<u>0.572</u>	<u>0.772</u>	0.188	0.601	<u>0.597</u>	0.832	<b>0.344</b>	0.350	<u>0.589</u>	<u>0.508</u>	<u>0.137</u>	<u>0.579</u>	<u>0.595</u>
	<b>RAFG</b>	<b>0.829</b>	<b>0.324</b>	<b>0.788</b>	<b>0.578</b>	<b>0.781</b>	<b>0.271</b>	<b>0.681</b>	<b>0.600</b>	<b>0.868</b>	<u>0.341</u>	<b>0.399</b>	0.587	<b>0.556</b>	<b>0.224</b>	<b>0.664</b>	<b>0.600</b>

TABLE III: Variation in the number of features.

Dataset	Original	RAFG	Dataset	Original	RAFG
PDC	756	770 (+14)	GCI	34	39 (+5)
AID	15	16 (+1)	DIA	21	23 (+2)

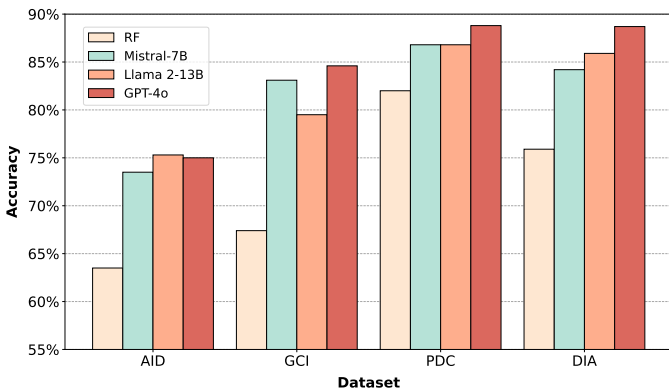


Fig. 3: Accuracy of using RF with RAFG and various LLMs.

RAFG. We adopt the *Information Gain* (IG) to measure the reduction in uncertainty of the target variable when the generated features are incorporated. A higher IG value indicates that the new feature provides novel, predictive information about the label’s distribution not captured by the original feature set. As shown in Fig. 4, both the prediction accuracy and IG increase consistently with RAFG. In particular, for PDC and GCI, the IG increases over 200% and 400%. This result indicates that the RAFG-generated features bring new informative signals that make the target variable more predictable for the

model. Further, by retrieving external context and generating transformed new features, RAFG scales the dimension of the feature space for the downstream classifiers to capture the latent structure behind the data.

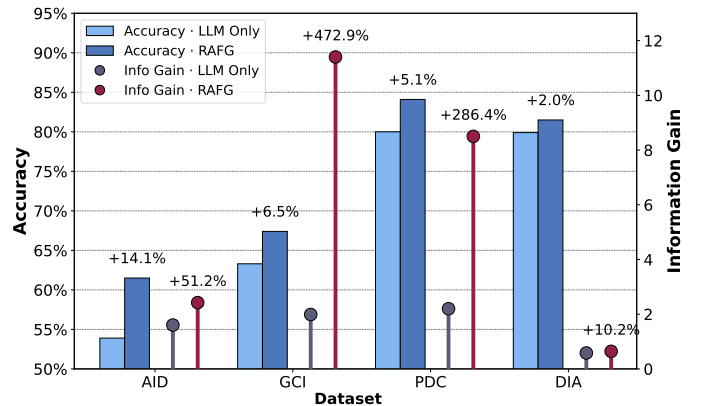


Fig. 4: Information gain with RAFG across different datasets.

**Case Study.** To further illustrate how RAFG generates meaningful and interpretable features, we conduct a detailed case study on the *Global Country Information Dataset 2023* (GCI) [59] dataset. This dataset provides well-structured indicators, e.g., economic, demographic, and environmental attributes at the country level. We analyze how the new features contribute to downstream task performance by answering: *a)* what types of features does RAFG generate and their interpretability; *b)* how do these features quantitatively impact task performance and information gain; and *c)* how do these new features correlate with the original ones and whether they capture more domain-level relations.

TABLE IV: Some case studies about new features generated by RAFG based on the GCI dataset.

<b>Label</b>	<b>Population Load Ratio</b>
<b>Calculation</b>	$\frac{\text{Population}}{\text{Land Area (Km}^2\text{)}}$
<b>Reasoning</b>	<i>Represents population density per square kilometer, indicating the population load of a country.</i>
<b>Label</b>	<b>Resource Utilization Rate</b>
<b>Calculation</b>	$\frac{\text{Agricultural Land (\%)} + \text{Forested Area (\%)}}{100}$
<b>Reasoning</b>	<i>Measures the proportion of land used for agriculture and forestry; higher values indicate greater resource use.</i>
<b>Label</b>	<b>Education Investment Effectiveness</b>
<b>Calculation</b>	$\frac{\text{Gross Primary Enrollment (\%)} + \text{Gross Tertiary Enrollment (\%)}}{2}$
<b>Reasoning</b>	<i>Reflects investment in primary and higher education, typically linked to better economic development.</i>
<b>Label</b>	<b>Environmental Stress Index</b>
<b>Calculation</b>	$\frac{\text{CO}_2 \text{ Emissions}}{\left(\frac{\text{Forested Area (\%)}}{100} \times \text{Land Area (Km}^2\text{)}\right)}$
<b>Reasoning</b>	<i>Indicates environmental stress by measuring CO<sub>2</sub> emissions per unit of forest area. Higher values show greater pressure.</i>
<b>Label</b>	<b>GDP per Capita</b>
<b>Calculation</b>	$\frac{\text{GDP}}{\text{Population}}$
<b>Reasoning</b>	<i>Represents a country's economic level and standard of living.</i>

TABLE V: Comparison of applying RAFG on the GCI dataset. The blue highlighted text denotes the new descriptive information generated by the LLM.

Dataset	Number of Features	Data Description
Original	35	This comprehensive dataset provides a wealth of information about all countries worldwide, ..., enabling in-depth analyses and cross-country comparisons.
New	40 (+5)	This comprehensive dataset provides a wealth of information about all countries worldwide, ..., enabling in-depth analyses and cross-country comparisons. Newly added to this dataset are five key variables designed to deepen insights into economic pressures, population density, resource utilization, educational investments, and environmental by stress.

a) *Generated Features and Interpretability*: In Table IV and V we list five new features generated by RAFG. Each feature includes a label, a calculation formula, and an automatically generated reasoning explanation. In this case, these features are mainly widely used socio-economic indicators, e.g., *the Population Load Ratio* [74] integrates *Population* and *Land Area* to describe population density, and *Resource Utilization Rate* [75] integrates *Agricultural Land* and *Forested Area* to describe ecological pressure. These clear and useful generations demonstrate that RAFG can maintain transparency and semantic meaning based on domain knowledge.

b) *Performance and Information Gain Evolution*: Fig. 5 illustrates how each new feature improves the classification accuracy and increases the dataset's information content. With five new features by RAFG, the accuracy improves by 10.2%

and the IG increases from 1.99 bits to 11.4 bits. This trend demonstrates that each new feature provides distinct and useful information about the target variable.

c) *Correlation*: To verify that RAFG does not simply generate redundant transformations, we explore the correlation between the new features generated by RAFG and the existing features in the GCI dataset. Fig. 6 shows a strong positive correlation between these newly generated features and several key features in the dataset. For example, the *Population Load Ratio (PLR)* significantly correlated with geographic indicators like *Environmental Stress Index*, which is because population density interacts with territorial constraints [76–78]. Similarly, *Resource Utilization Rate (RUR)* is strongly related to *Population Load Ratio*. This correlation reflects a common real-world pattern in which denser populations cause

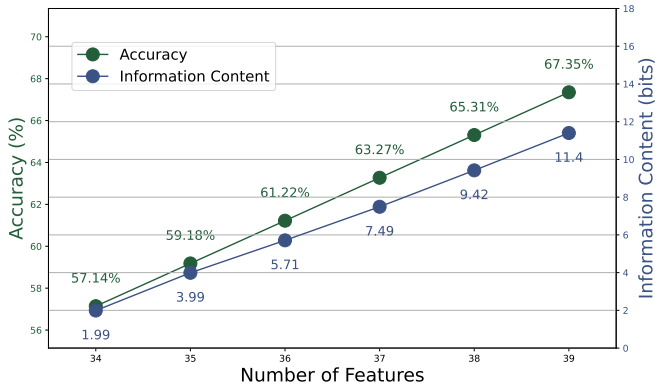


Fig. 5: Accuracy variation in RAFG feature generation process and the information gain for GCI dataset with DT model.

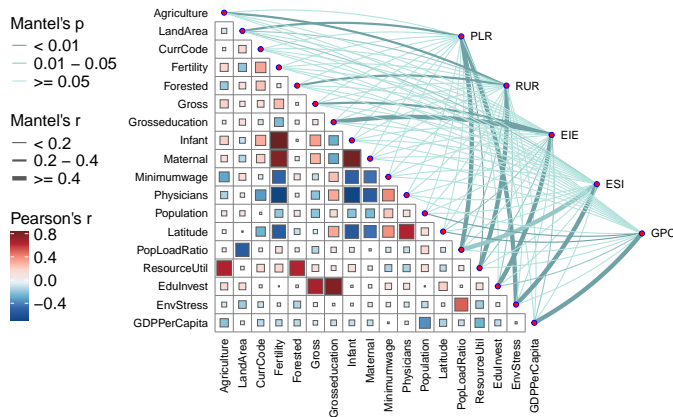


Fig. 6: Heatmap of the correlations between the newly generated features (right) and the original features (left).

greater pressure on environmental resources [79, 80]. In short, the correlations validate that the generated features capture higher-level interactions between the existing factors, which are implicit in the raw data.

## VI. CONCLUSION

In this paper, we introduce a novel method, RAFG, that utilizes an LLM for retrieval-augmented feature generation. Our target is to enrich data by effectively utilizing the textual information from external knowledge and LLM's reasoning capability to generate domain-specific features. We adopt RAG technique to enhance the correctness and interpretability of feature generation. The generated features significantly enhance machine learning models without the need for high resource costs or domain-specific fine-tuning. The experimental results demonstrate that RAFG outperforms existing methods in generating useful features and enhancing performance across various domains. Besides, RAFG's automated and adaptable framework enable the consistent evolves with new data and shows great potential for broader adaptability in various fields.

## ACKNOWLEDGMENT

The author Kunpeng Liu is supported by the National Science Foundation (NSF) via the grant numbers 2550105, 2550106, and 2242812.

## REFERENCES

- [1] M. A. Kupinski and M. L. Giger, "Feature selection with limited datasets," *Medical Physics*, 1999.
- [2] D. Jain and V. Singh, "Feature selection and classification systems for chronic disease prediction: A review," *Egyptian Informatics Journal*, 2018.
- [3] A. Taha, B. Cosgrave, and S. Mckeever, "Using feature selection with machine learning for generation of insurance insights," *Applied Sciences*, 2022.
- [4] Y. Zhang, N. Zaidi, J. Zhou, and G. Li, "Interpretable tabular data generation," *Knowledge and Information Systems*, vol. 65, no. 7, pp. 2935–2963, 2023.
- [5] V. Kuznetsov, V. Moskalenko, D. Gribanov, and N. Y. Zolotych, "Interpretable feature generation in ecg using a variational autoencoder," *Frontiers in genetics*, 2021.
- [6] H. Guo, R. Tang, Y. Ye, Z. Li, and X. He, "Deepfm: a factorization-machine based neural network for ctr prediction," *arXiv preprint arXiv:1703.04247*, 2017.
- [7] A. Tricot and J. Sweller, "Domain-specific knowledge and why teaching generic skills does not work," *Educational psychology review*, 2014.
- [8] D. Wang, L. Wu, D. Zhang, J. Zhou, L. Sun, and Y. Fu, "Human-instructed deep hierarchical generative learning for automated urban planning," in *Proceedings of the AAAI Conference on Artificial Intelligence*, 2023.
- [9] D. Zhang, Z. Yuan, Y. Liu, H. Liu, F. Zhuang, H. Xiong, and H. Chen, "Domain-oriented language modeling with adaptive hybrid masking and optimal transport alignment," in *Proceedings of the 27th ACM SIGKDD Conference on Knowledge Discovery & Data Mining*, 2021.
- [10] D. Zhang, Z. Yuan, H. Liu, H. Xiong *et al.*, "Learning to walk with dual agents for knowledge graph reasoning," in *Proceedings of the AAAI Conference on artificial intelligence*, vol. 36, no. 5, 2022, pp. 5932–5941.
- [11] P. Lewis, E. Perez, A. Piktus, F. Petroni, V. Karpukhin, N. Goyal, H. Küttler, M. Lewis, W.-t. Yih, T. Rocktäschel *et al.*, "Retrieval-augmented generation for knowledge-intensive nlp tasks," *Advances in neural information processing systems*, vol. 33, pp. 9459–9474, 2020.
- [12] W. Fan, Y. Ding, L. Ning, S. Wang, H. Li, D. Yin, T.-S. Chua, and Q. Li, "A survey on rag meeting llms: Towards retrieval-augmented large language models," in *Proceedings of the 30th ACM SIGKDD conference on knowledge discovery and data mining*, 2024.
- [13] T. Yu, S. Zhang, and Y. Feng, "Auto-rag: Autonomous retrieval-augmented generation for large language models," *arXiv preprint arXiv:2411.19443*, 2024.
- [14] D. P. Jeong, Z. C. Lipton, and P. Ravikumar, "Llm-select: Feature selection with large language models," *arXiv preprint arXiv:2407.02694*, 2024.

- [15] S. Han, J. Yoon, S. O. Arik, and T. Pfister, “Large language models can automatically engineer features for few-shot tabular learning,” *arXiv:2404.09491*, 2024.
- [16] S. Wang, Y. Du, X. Guo, B. Pan, Z. Qin, and L. Zhao, “Controllable data generation by deep learning: A review,” *ACM Computing Surveys*, 2024.
- [17] M. R. Islam, A. A. Lima, S. C. Das, M. F. Mridha, A. R. Prodeep, and Y. Watanobe, “A comprehensive survey on the process, methods, evaluation, and challenges of feature selection,” *IEEE Access*, 2022.
- [18] F. Nargesian, H. Samulowitz, U. Khurana, E. B. Khalil, and D. S. Turaga, “Learning feature engineering for classification.” in *Ijcai*, vol. 17, 2017, pp. 2529–2535.
- [19] G. Dong and H. Liu, *Feature engineering for machine learning and data analytics*. CRC press, 2018.
- [20] A. O. Salau and S. Jain, “Feature extraction: a survey of the types, techniques, applications,” in *2019 international conference on signal processing and communication (ICSC)*. IEEE, 2019.
- [21] G. Chandrashekar and F. Sahin, “A survey on feature selection methods,” *Computers & electrical engineering*, 2014.
- [22] N. Zozoulenko, T. Cass, and L. Gonon, “Random feature representation boosting,” *arXiv preprint arXiv:2501.18283*, 2025.
- [23] X. Zhang, J. Zhang, B. Rekabdar, Y. Zhou, P. Wang, and K. Liu, “Dynamic and adaptive feature generation with llm,” *arXiv preprint arXiv:2406.03505*, 2024.
- [24] L. Yang, Z. Huang, Z. Zhang, Z. Liu, S. Hong, W. Zhang, W. Yang, B. Cui, and L. Zhang, “Graphusion: Latent diffusion for graph generation,” *IEEE Transactions on Knowledge and Data Engineering*, 2024.
- [25] M. Xiao, D. Wang, M. Wu, K. Liu, H. Xiong, Y. Zhou, and Y. Fu, “Traceable group-wise self-optimizing feature transformation learning: A dual optimization perspective,” *ACM Transactions on Knowledge Discovery from Data*, 2024.
- [26] D. Zhang, J. Liu, H. Zhu, Y. Liu, L. Wang, P. Wang, and H. Xiong, “Job2vec: Job title benchmarking with collective multi-view representation learning,” in *Proceedings of the 28th ACM International Conference on Information and Knowledge Management*, 2019, pp. 2763–2771.
- [27] T. Pan, J. Chen, J. Xie, Z. Zhou, and S. He, “Deep feature generating network: A new method for intelligent fault detection of mechanical systems under class imbalance,” *IEEE Transactions on Industrial Informatics*, vol. 17, no. 9, pp. 6282–6293, 2020.
- [28] O. Björnelid and W. Löwe, “Real-world validation of a framework for automated knowledge driven feature engineering inspired by medical domain experts,” *Informatics in Medicine Unlocked*, vol. 49, p. 101532, 2024.
- [29] M. M. Hassan, M. M. Hassan, F. Yasmin, M. A. R. Khan, S. Zaman, K. K. Islam, A. K. Bairagi *et al.*, “A comparative assessment of machine learning algorithms with the least absolute shrinkage and selection operator for breast cancer detection and prediction,” *Decision Analytics Journal*, vol. 7, p. 100245, 2023.
- [30] U. Khurana, D. Turaga, H. Samulowitz, and S. Parthasarathy, “Cognito: Automated feature engineering for supervised learning,” in *international conference on data mining workshops*. IEEE, 2016.
- [31] U. Khurana, H. Samulowitz, and D. Turaga, “Feature engineering for predictive modeling using reinforcement learning,” in *AAAI*, vol. 32, 2018.
- [32] T. Zhang, Z. A. Zhang, Z. Fan, H. Luo, F. Liu, Q. Liu, W. Cao, and L. Jian, “Openfe: Automated feature generation with expert-level performance,” in *International Conference on Machine Learning*. PMLR, 2023.
- [33] L. Li, H. Wang, L. Zha, Q. Huang, S. Wu, G. Chen, and J. Zhao, “Learning a data-driven policy network for pre-training automated feature engineering,” in *The 11th ICLR*, 2023.
- [34] F. Horn, R. Pack, and M. Rieger, “The autofeat python library for automated feature engineering and selection,” in *Joint European Conference on Machine Learning and Knowledge Discovery in Databases*. Springer, 2019.
- [35] P. Dhal and C. Azad, “A comprehensive survey on feature selection in the various fields of machine learning,” *Applied intelligence*, 2022.
- [36] N. Hollmann, S. Müller, and F. Hutter, “Large language models for automated data science: Introducing caafe for context-aware automated feature engineering,” *Advances in Neural Information Processing Systems*, vol. 36, 2024.
- [37] N. Gong, C. K. Reddy, W. Ying, H. Chen, and Y. Fu, “Evolutionary large language model for automated feature transformation,” in *AAAI*, 2025.
- [38] Z. Wang, J. Zhang, X. Zhang, K. Liu, P. Wang, and Y. Zhou, “Diversity-oriented data augmentation with large language models,” *arXiv preprint arXiv:2502.11671*, 2025.
- [39] J. Zhang, X. Wang, Y. Jin, C. Chen, X. Zhang, and K. Liu, “Prototypical reward network for data-efficient rlhf,” *arXiv preprint arXiv:2406.06606*, 2024.
- [40] J. A. Galindo, A. J. Dominguez, J. White, and D. Benavides, “Large language models to generate meaningful feature model instances,” in *Proceedings of the 27th ACM International Systems and Software Product Line Conference-Volume A*, 2023, pp. 15–26.
- [41] Y. Yu, Y. Zhuang, J. Zhang, Y. Meng, A. J. Ratner, R. Krishna, J. Shen, and C. Zhang, “Large language model as attributed training data generator: A tale of diversity and bias,” *NIPS*, 2023.
- [42] Y. Hu and Y. Lu, “Rag and rau: A survey on retrieval-augmented language model in natural language processing,” *arXiv preprint arXiv:2404.19543*, 2024.
- [43] K. Shuster, S. Poff, M. Chen, D. Kiela, and J. Weston, “Retrieval augmentation reduces hallucination in conversation,” in *EMNLP*, 2021, pp. 3784–3803.
- [44] K. Yang, A. Swope, A. Gu, R. Chalamala, P. Song, S. Yu, S. Godil, R. J. Prenger, and A. Anandkumar, “Leandojo: Theorem proving with retrieval-augmented language models,” *NIPS*, 2024.

- [45] D. Sanmartin, “Kg-rag: Bridging the gap between knowledge and creativity,” *arXiv:2405.12035*, 2024.
- [46] T. Zhang, S. G. Patil, N. Jain, S. Shen, M. Zaharia, I. Stoica, and J. E. Gonzalez, “Raft: Adapting language model to domain specific rag,” *arXiv:2403.10131*, 2024.
- [47] F. Mo, Y. Gao, C. Meng, X. Liu, Z. Wu, K. Mao, Z. Wang, P. Chen, Z. Li, X. Li *et al.*, “Uniconv: Unifying retrieval and response generation for large language models in conversations,” in *Proceedings of the 63rd Annual Meeting of the Association for Computational Linguistics (Volume 1: Long Papers)*, 2025, pp. 6936–6949.
- [48] H. Zamani, F. Diaz, M. Deghani, D. Metzler, and M. Bendersky, “Retrieval-enhanced machine learning,” in *SIGIR*, 2022, pp. 2875–2886.
- [49] W. Shi, A. Bhagia, K. Farhat, N. Muennighoff, P. Walsh, J. Morrison, D. Schwenk, S. Longpre, J. Poznanski, A. Ettinger *et al.*, “Flexolmo: Open language models for flexible data use,” *arXiv preprint:2507.07024*, 2025.
- [50] A. Kaul, S. Maheshwary, and V. Pudi, “Autolearn—automated feature generation and selection,” in *ICDM*. IEEE, 2017.
- [51] Y. Han, C. Liu, and P. Wang, “A comprehensive survey on vector database: Storage and retrieval technique, challenge,” *arXiv preprint arXiv:2310.11703*, 2023.
- [52] X. Zhang, J. Zhang, F. Mo, D. Wang, Y. Fu, and K. Liu, “Leka: Llm-enhanced knowledge augmentation,” *arXiv preprint arXiv:2501.17802*, 2025.
- [53] F. Mo, J. Zhang, Y. Hui, J. A. Sun, Z. Xu, Z. Su, and J.-Y. Nie, “Convmix: A mixed-criteria data augmentation framework for conversational dense retrieval,” *arXiv preprint arXiv:2508.04001*, 2025.
- [54] J. Wei, X. Wang, D. Schuurmans, M. Bosma, F. Xia, E. Chi, Q. V. Le, D. Zhou *et al.*, “Chain-of-thought prompting elicits reasoning in large language models,” *Advances in neural information processing systems*, vol. 35, pp. 24 824–24 837, 2022.
- [55] J. Zhang, F. Mo, X. Wang, and K. Liu, “Blind spot navigation in llm reasoning with thought space explorer,” *arXiv preprint arXiv:2410.24155*, 2024.
- [56] J. Zhang, X. Wang, W. Ren, L. Jiang, D. Wang, and K. Liu, “Ratt: A thought structure for coherent and correct llm reasoning,” in *Proceedings of the AAAI Conference on Artificial Intelligence*, 2025.
- [57] C. Sakar, G. Serbes, A. Gunduz, H. Nizam, and B. Sakar, “Parkinson’s disease classification,” UCI Machine Learning Repository, 2018.
- [58] S. Banerjee, “Animal information,” Kaggle dataset.
- [59] F. Lasso, “Countries of the world 2023,” Kaggle dataset.
- [60] A. Teboul, “Diabetes health indicators,” Kaggle dataset.
- [61] J. T. Kent, “Information gain and a general measure of correlation,” *Biometrika*, 1983.
- [62] L. Wang, X. Zhang, K. Li, and S. Zhang, “Semi-supervised learning for k-dependence bayesian classifiers,” *Applied Intelligence*, 2022.
- [63] J. Gao, Z. Wang, T. Jin, J. Cheng, Z. Lei, and S. Gao, “Information gain ratio-based subfeature grouping empowers particle swarm optimization for feature selection,” *Knowledge-Based Systems*, vol. 286, p. 111380, 2024.
- [64] X. Zhang, J. Zhang, W. Si, and K. Liu, “Dynamic weight adjusting deep q-networks for real-time environmental adaptation,” in *ICKG*. IEEE, 2024.
- [65] S. J. Rigatti, “Random forest,” *Journal of Insurance Medicine*, vol. 47, no. 1, pp. 31–39, 2017.
- [66] B. De Ville, “Decision trees,” *Wiley Interdisciplinary Reviews: Computational Statistics*, 2013.
- [67] X. Huang, A. Khetan, M. Cvitkovic, and Z. Karnin, “Tabtransformer: Tabular data modeling using contextual embeddings,” *arXiv preprint arXiv:2012.06678*, 2020.
- [68] S. Ö. Arik and T. Pfister, “Tabnet: Attentive interpretable tabular learning,” in *Proceedings of the AAAI conference on artificial intelligence*, vol. 35, 2021, pp. 6679–6687.
- [69] A. Hurst, A. Lerer, A. P. Goucher, A. Perelman *et al.*, “Gpt-4o system card,” *arXiv preprint:2410.21276*, 2024.
- [70] F. Pedregosa, G. Varoquaux, A. Gramfort, V. Michel, B. Thirion, O. Grisel, M. Blondel, P. Prettenhofer *et al.*, “Scikit-learn: Machine learning in python,” *the Journal of machine Learning research*.
- [71] T. Wolf, L. Debut, V. Sanh, J. Chaumond, C. Delangue, A. Moi, P. Cistac, T. Rault, R. Louf, M. Funtowicz *et al.*, “Transformers: State-of-the-art natural language processing,” in *EMNLP*, 2020.
- [72] H. Touvron, L. Martin, K. Stone, P. Albert, A. Almahairi, Y. Babaei, N. Bashlykov, S. Batra, P. Bhargava, S. Bhosale *et al.*, “Llama 2: Open foundation and fine-tuned chat models,” *arXiv preprint arXiv:2307.09288*, 2023.
- [73] A. Q. Jiang, A. Sablayrolles, A. Mensch, C. Bamford, D. S. Chaplot, D. de las Casas, F. Bressand, G. Lengyel, G. Lample, L. Saulnier, L. R. Lavaud, M.-A. Lachaux, P. Stock, T. L. Scao, T. Lavril, T. Wang, T. Lacroix, and W. E. Sayed, “Mistral 7b,” 2023.
- [74] F. P. Palstra and D. J. Fraser, “Effective/census population size ratio estimation: a compendium and appraisal,” *Ecology and evolution*, vol. 2, no. 9, pp. 2357–2365, 2012.
- [75] C. Yu, H. Li, X. Jia, and Q. Li, “Improving resource utilization efficiency in china’s mineral resource-based cities: A case study of chengde, hebei province,” *Resources, Conservation and Recycling*, 2015.
- [76] P. R. Ehrlich and J. P. Holdren, “Impact of population growth,” *Science*, 1971.
- [77] J. Liu, T. Dietz, S. R. Carpenter, M. Alberti, C. Folke, E. Moran, A. N. Pell, P. Deadman, T. Kratz, J. Lubchenco *et al.*, “Complexity of coupled human and natural systems,” *science*, vol. 317, no. 5844, pp. 1513–1516, 2007.
- [78] T. Shi, S. Yang, W. Zhang, and Q. Zhou, “Coupling coordination degree measurement and spatiotemporal heterogeneity between economic development and ecological environment—empirical evidence from tropical and subtropical regions of china,” *Journal of Cleaner Production*, vol. 244, p. 118739, 2020.
- [79] T. Dietz, E. A. Rosa, and R. York, “Driving the human ecological footprint,” *Frontiers in Ecology and the Environment*, vol. 5, no. 1, pp. 13–18, 2007.

- [80] W. Steffen, K. Richardson, J. Rockström, S. E. Cornell, I. Fetzer, E. M. Bennett, R. Biggs, S. R. Carpenter, W. De Vries, C. A. De Wit *et al.*, “Planetary boundaries: Guiding human development on a changing planet,” *science*, vol. 347, no. 6223, p. 1259855, 2015.