

Watermarking Language Models with Error Correcting Codes

Patrick Chao, Yan Sun, Edgar Dobriban, Hamed Hassani*

University of Pennsylvania

Abstract

Recent progress in large language models enables the creation of realistic machine-generated content. Watermarking is a promising approach to distinguish machine-generated text from human text, embedding statistical signals in the output that are ideally undetectable to humans. We propose a watermarking framework that encodes such signals through an error correcting code. Our method, termed robust binary code (RBC) watermark, introduces no noticeable degradation in quality. We evaluate our watermark on base and instruction fine-tuned models and find that our watermark is robust to edits, deletions, and translations. We provide an information-theoretic perspective on watermarking, a powerful statistical test for detection and for generating p -values, and theoretical guarantees. Our empirical findings suggest our watermark is fast, powerful, and robust, comparing favorably to the state-of-the-art.

1 Introduction

As language model capabilities improve, there are corresponding potential harms such as the creation of misinformation (Zellers et al., 2019) and propaganda (Solaiman et al., 2019). To mitigate such harms, a first step is to detect and filter content. A popular approach to reliably detecting AI generated content is to add a *watermark* (see e.g., Kirchenbauer et al., 2023; Kuditipudi et al., 2023; Aaronson and Kirchner, 2022; Christ et al., 2023; Hu et al., 2024; Huo et al., 2024, etc), a hidden signal embedded in the output that biases generation towards specific patterns that are undetectable to humans.

We consider the detection setting from the *model-provider*’s perspective: the detection algorithm receives (user or machine-generated) text as input, but no further metadata such as prompts or generation parameters. We explore how to introduce statistical signals into the generation process to reliably classify text as watermarked. We aim to design an effective watermark with the following properties, inspired by, e.g., (Kuditipudi et al., 2023; Kirchenbauer et al., 2023; Piet et al., 2023). The watermark should *not decrease the quality* of the outputs of the language model. The watermark should have *high detection power*, be detectable with only a small number of tokens. The watermark should be *robust* to watermarking attacks and perturbations, such as edits and deletions of significant fractions of the text, translation attacks, paraphrasing, etc.

Prior watermarking schemes achieve many but not all of these qualities. For instance, Kuditipudi et al. (2023) introduces *distortion-free* watermarks that do not modify the output distribution in expectation, but their detection method is computationally expensive due to the use of permutation

*Correspondence to: sunyan1@wharton.upenn.edu

tests. Taking a cryptographic perspective, Christ et al. (2023) introduces theoretically *undetectable* watermarks, but their methods do not have robustness empirically. We instead aim to achieve the three desired properties by leveraging error correcting codes. While Qu et al. (2024) also use error correction codes to develop robust watermarks, their focus of embedding a multi-bit string (such as a user ID) in the text is different from ours. For further discussion of related work, see Appendix A.

Contributions. Our paper introduces the **Robust Binary Code (RBC) watermark**, a novel watermark designed for reliable detection of machine-generated text. RBC leverages error-correcting codes (ECCs) combined with a sliding-window encoding mechanism to embed statistical signals effectively into generated content. Our contributions are as follows:

1. **Robustness via Error Correction.** RBC enhances watermark robustness by utilizing ECCs to encode messages derived from sliding-window token contexts. Empirically, RBC demonstrates superior resilience to substantial text perturbations, including random deletions, insertions, translations, and paraphrasing attacks, outperforming various baselines.
2. **Strong Detection Power.** We establish theoretical guarantees linking watermark detectability directly to language model entropy. Empirically, RBC achieves high detection power, even in short texts, outperforming prior distortion-free approaches, with detection probabilities higher across various text lengths.
3. **Minimal Distortion and High Quality.** Our RBC watermarking is next-token distortion-free, preserving the original distribution of the language model output at each generation step. Empirical evaluations show that RBC maintains generation quality in several metrics (e.g., perplexity) compared to watermarking methods that induce larger distribution shifts.

Notation. We use the following notation throughout this work. We typically use capital letters to denote random variables. For a positive integer v and $p \in [0, 1]$, let $F_B(t; v, p)$ be the CDF of a Binomial(v, p) random variable at the positive integer t , and let $[n] = \{1, \dots, n\}$. Let \mathcal{V} be the vocabulary of the language model, with $|\mathcal{V}|$ commonly between 50,000 to 200,000 in our current applications, and let \mathcal{V}^* be the set of strings of tokens from \mathcal{V} of arbitrary length. For a positive integer i , we use X_i to denote the tokens generated by the language model $p : \mathcal{V}^* \rightarrow \Delta(\mathcal{V})$, and write $X_i \sim p(\cdot \mid x_{1:i-1})$ for any sequence $x_{1:i-1} \in \mathcal{V}^{i-1}$ of previous tokens. Let $p_j(\cdot \mid x_{1:i-1})$ be the distribution of the next j tokens. For some positive integers k, n, t .

2 Background

2.1 Error Correcting Codes

To introduce our method, we need to provide some background on error correcting codes. For a positive integer k , we use the Hamming distance d_H on $\{0, 1\}^k$, such that for $u, v \in \{0, 1\}^k$, $d_H(u, v)$ is the number of differing coordinates of u, v . We recall some standard definitions (MacWilliams and Sloane, 1977; Huffman and Pless, 2010).

Definition 2.1. For positive integers $k \leq n$, an error correcting code (ECC) is an injective map $\mathcal{C} : \{0, 1\}^k \rightarrow \{0, 1\}^n$. The message space is $\{0, 1\}^k$. Applying \mathcal{C} to a message m is known as encoding, and $\mathcal{C}(m)$ is known as a codeword. The rate of the code is k/n .

The error correcting distance of \mathcal{C} is the greatest $t > 0$ such that for all messages $m \in \{0, 1\}^n$, there exists at most one codeword $c \in \mathcal{C}$ in the Hamming ball of radius of t around m , $d_H(m, c) \leq t$. Such a code \mathcal{C} is known as a $[n, k, 2t + 1]$ -code.

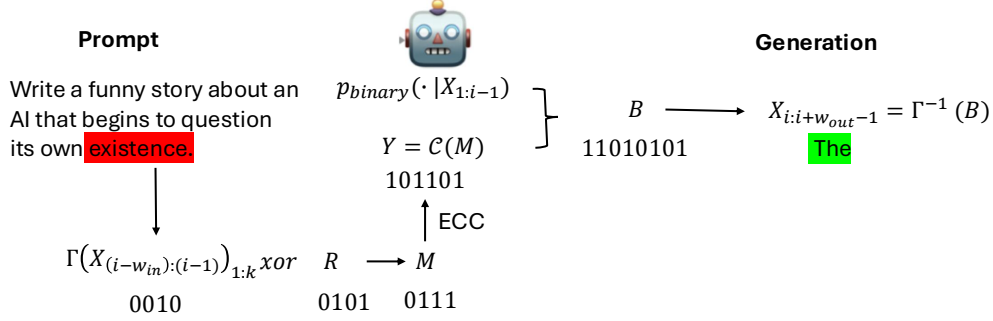


Figure 1: An overview of our method: at each generation step, the binary conversion of the previous tokens $\Gamma(X_{(i-w_{in}):(i-1)})$ is combined with a random bit string R via an exclusive-or operation to construct the message M . The message is then encoded using an error-correcting code (ECC) to produce the codeword Y . The binarized language model generates binary strings through the Correlated Binary Sampling Channel (CBSC, Christ and Gunn, 2024) with codeword Y . Finally, the binary output is mapped back to the vocabulary space using the binary decoding function.

Given a $[n, k, 2t + 1]$ -error correcting code \mathcal{C} , we may define a *decoding* map \mathcal{C}^{-1} . For a given $m \in \{0, 1\}^n$, the decoding $\mathcal{C}^{-1}(m)$ is the unique $c \in \mathcal{C}$ such that $d_H(w, c) \leq t$, if such a c exists; and otherwise, the decoding is defined arbitrarily. By definition, at most one such c exists.

2.2 Reduction to Binary Vocabulary

Motivated by Christ et al. (2023), we reduce language modeling to a binary vocabulary. To do so, we assign to each token a unique bit string. For a vocabulary of size $|\mathcal{V}|$, this requires $\ell = \lceil \log_2 |\mathcal{V}| \rceil$ total bits; typically between 16 and 18 bits in our current applications. We use an injective binary converter $\Gamma : \mathcal{V} \rightarrow \{0, 1\}^\ell$ that maps tokens to bit strings. A single token sampled from the language model $p(\cdot | x_{1:(a-1)})$ induces a distribution over the next ℓ bits, determined by the converter Γ . We use $q_{n+1} := p_{\text{bin}}(B_{n+1} = 1 \mid b_{1:n})$ to denote the probability of the next bit being one (“1”) given previous bits $b_{1:n}$. We will write $p := p_{\text{bin}}$ from now on.

As in prior work (e.g., Aaronson and Kirchner, 2022; Kirchenbauer et al., 2023, etc), at each token generation, we leverage the previous tokens to change the distribution adaptively. Specifically, we use the context to construct a message $M_i \in \{0, 1\}^k$, and use the error correcting code to obtain the codeword $Y_i = \mathcal{C}(M_i) \in \{0, 1\}^n$. Then, we use the binary sampling scheme to generate bits (B_1, \dots, B_n) that are correlated with the Y_i s (as explained in Section 3). Each application of our watermarking scheme generates a block of $w_{\text{out}} > 0$ tokens, using the previous $w_{\text{in}} > 0$ tokens. This is related to prior approaches in neuro-linguistic steganography (Ziegler et al., 2019; de Witt et al., 2023), which use minimum-entropy couplings for correlated sampling between messages and cocontext (de Witt et al., 2023). A brief overview of our method is provided in Figure 1.

2.3 Sampling Correlated Bits

Given a message $M \in \{0, 1\}^k$ that we wish to transmit, we generate a codeword $Y = \mathcal{C}(M) \in \{0, 1\}^n$. We now explain how we sample bits that are correlated with Y . For this we leverage the binary generation scheme from Christ and Gunn (2024). First, consider sampling a Bernoulli random variable $B \sim \text{Bern}(q)$, $q \in [0, 1]$. One can do this by first sampling a random variable $U' \sim \text{Unif}[0, 1]$

and letting $B = 1\{U' \leq q\}$. Notably, U' and B are correlated.

An equivalent sampling scheme is to let $U' = (1 - Y)/2 + U/2$, where $Y \sim \text{Bern}(1/2)$ and $U \sim \text{Unif}[0, 1]$ are sampled independently; so that $U' \sim \text{Unif}[0, 1]$. By writing U' in binary, $1 - Y$ represents the most significant bit of U' , and U represents the remaining bits. Therefore, we have the following¹ sampling scheme for B :

$$Y \sim \text{Bern}(1/2), U \sim \text{Unif}[0, 1], Y \perp U, \quad B = 1\{((1 - Y) + U)/2 \leq q\}. \quad (1)$$

We call this sampling process the *Correlated Binary Sampling Channel* (CBSC), where we use an auxiliary random variable $Y \sim \text{Bern}(1/2)$ to sample a non-uniform bit $B \sim \text{Bern}(q)$, ensuring they are correlated.

Next-token distortion-freeness. Crucially, the CBSC ensures that B matches its target distribution despite using the external information Y , i.e., $B \sim \text{Bern}(q)$. Thus, when applied at each generation step, this approach does not distort the distribution of each token given the previous block.

The matching probability between Y and B equals $\mathbb{P}[Y = B] = 1 - 2|1/2 - q|$ and is larger when the entropy of B is larger. However, when $q \in \{0, 1\}$ —so B has zero entropy—then $\mathbb{P}[Y = B] = 1/2$ and Y contains no information about B . In general, the sampled bit B is *biased towards* Y and is more likely to be equal to Y than not.

3 Robust Binary Code Watermark

3.1 Simple Watermark

To develop our watermarking method, we will embed a sequence of *known* bits $Y = (Y_1, \dots, Y_n)$ into our generated bits $B = (B_1, \dots, B_n)$. Generating bits B through the CBSC ensures B follows the original probability distribution—i.e., is next-token distortion-free—and yet biases B towards Y .

We may use this dependence to detect whether or not the text was watermarked. For unwatermarked text, B and Y are uncorrelated and therefore $d_H(B, Y) \approx n/2$, whereas for watermarked text, we expect $d_H(B, Y) < n/2$. This is the basis of our simple *one-to-one watermarking scheme*, described in Appendix B.3. We will next improve this by reducing errors in our binary channel via error correcting codes.

Choosing known bits Y . To reliably detect the watermark, we need to know the bits Y encoded. While some works use one or several *secret sequences* known to the language model provider (see e.g., Kuditipudi et al., 2023, etc), this approach is not robust to deletion attacks. Instead, following Aaronson and Kirchner (2022); Kirchenbauer et al. (2023); Christ et al. (2023), we use a sliding window of previously generated tokens to serve as sources of randomness for Y , which amounts to leveraging *text-dependent* randomness (Piet et al., 2023) to generate pseudorandom bits Y .

Error correcting codes in generation. The purpose of using error correcting codes (ECCs) is to reduce mismatches between B and Y . Rather than directly transmitting $Y = (Y_1, \dots, Y_n)$, we add *redundancy* through a $[n, k, 2t + 1]$ ECC \mathcal{C} . We choose a shorter message $M \in \{0, 1\}^k$ and use $Y = \mathcal{C}(M) \in \{0, 1\}^n$. When using an ECC, we choose M by hashing the previous bits, and then

¹We use $1 - Y$ rather than simply Y in determining B so that B and Y are *positively correlated*; but the methods are equivalent.

apply the error correcting code to M to obtain our codeword Y . By using \mathcal{C} , we can correct t errors in Y .

Combining these parts, our watermarking scheme contains the following steps, repeated until the stopping condition is satisfied:

1. **Create message:** Use previous tokens to create message $M \in \{0, 1\}^k$.
2. **Encode using \mathcal{C} :** Encode M using ECC to obtain $Y = \mathcal{C}(M) \in \{0, 1\}^n$.
3. **Generate:** Transmit Y using the correlated binary channel with probabilities from the language model to generate $B \in \{0, 1\}^n$.

We call each sequence of n bits generated at an iteration a *block*. In Alg. 1 and Alg. 2, we present a simplified watermark and detection algorithm that captures the essence of our approach.

Algorithm 1: Simplified RBC Watermark

Input: Generation length N , binary language model p_{bin} , ECC $\mathcal{C} : \{0, 1\}^k \rightarrow \{0, 1\}^n$

```

1  $X_{1:k} \sim p_{\text{bin},k}(\cdot)$  // Initialize first  $k$  bits
2  $i \leftarrow k$ 
3 while  $i \leq N$  do
4    $M \leftarrow X_{(i-k+1):i} \in \{0, 1\}^k$  // Message
5    $Y \leftarrow \mathcal{C}(M) \in \{0, 1\}^n$  // Codeword
6   for  $j = 1$  to  $n$  do
7      $U_j \sim \text{Unif}[0, 1]$  // CBSC
8      $X_{i+j} \leftarrow \mathbb{1} \{ (1 - Y_j + U_j)/2 \leq p_{\text{bin}}(\cdot \mid X_{1:i+j-1}) \}$ 
9    $i \leftarrow i + n$ 
10 return  $X_{1:N}$ ;
```

Algorithm 2: Simplified Detection

Input: Bits $X_{1:N}$, threshold T

```

1 for  $i = 1$  to  $N - n - k + 1$  do
2    $M \leftarrow X_{i:(i+k-1)}$ 
3    $B \leftarrow X_{(i+k):(i+n+k-1)}$ 
4    $\hat{M} \leftarrow \mathcal{C}^{-1}(B)$  // Recovered message
5    $Z_i \leftarrow k - d_H(\hat{M}, M)$  // Matches
6 if  $\sum Z_i > T$  then
7   return Watermarked
8 else
9   return Not Watermarked
```

3.2 Full Watermark

Next, we present the full version of our watermark, which includes converting tokens to binary and back. Let $\ell = \lceil \log_2 |\mathcal{V}| \rceil$ be the number of bits for each token and let $w_{\text{in}} = \lceil k/\ell \rceil$ and $w_{\text{out}} = \lceil n/\ell \rceil$.

Assume we have an injective *binary converter* $\Gamma : \mathcal{V} \rightarrow \{0, 1\}^\ell$ which maps from tokens to bit strings, and the corresponding *binary unconverter* $\Gamma^{-1} : \{0, 1\}^\ell \rightarrow \mathcal{V}$ (defined arbitrarily for strings outside of the image of Γ). We also have the language model p_{bin} induced by p over a binary alphabet, so that $p_{\text{bin}}(s_1, \dots, s_n) := p_{\text{bin}}(S_{n+1} = 1 | s_1, \dots, s_n)$ for any binary string s_1, \dots, s_n . We let the converter operate on a list of tokens elementwise, and the unconverter operate on blocks of bits of length ℓ .

Our full watermarking scheme is shown in Alg. 3, 4, 5, 6. Alg. 3, 4 expand on the simplified method from Alg. 1, and Alg. 5, 6 expand on the detection in Alg. 2. The RBC watermark adds the binary converter/unconverter Γ to the simplified watermark in Section 3.1. In the generation of the messages M , we also apply an *exclusive or* (xor) between the previous bits with a randomly chosen bitstring $R \in \{0, 1\}^k$ to ensure the message M contains i.i.d. Bern(1/2) entries. In this step, we could also apply the minimum hashing method from Kirchenbauer et al. (2023).

<hr/> Algorithm 3: RBC Watermarking <hr/> Input: Total token generation length N , window widths w_{in} and w_{out} , unif. random binary string $R \in \{0, 1\}^k$ 1 $X_1, \dots, X_{w_{\text{in}}} \sim p_{w_{\text{in}}}(\cdot)$ 2 $i \leftarrow w_{\text{in}} + 1$ 3 while $i \leq N$ do 4 $M \leftarrow \Gamma(X_{(i-w_{\text{in}}):(i-1)})_{1:k} \oplus r \in \{0, 1\}^k$ 5 $Y \leftarrow \mathcal{C}(M) \in \{0, 1\}^n$ 6 $X_{i:(i+w_{\text{out}}-1)} \leftarrow \text{GenBlock}(X_{1:(i-1)}, Y)$ 7 $i \leftarrow i + w_{\text{out}}$ 8 return X <hr/>	<hr/> Algorithm 4: GenBlock <hr/> Input: Previous text $X \in \mathcal{V}^*$, Codeword $Y \in \{0, 1\}^n$, output tokens w_{out} 1 for $j = 1$ to n do 2 $U_j \sim \text{Unif}[0, 1]$ 3 $B_j \leftarrow \mathbb{1}\{(1 - Y_j + U_j)/2 \leq$ $p_{\text{bin}}(X, B_{1:(j-1)})\}$ 4 for $j = n + 1$ to $w_{\text{out}} \cdot \ell$ do 5 $U_j \sim \text{Unif}[0, 1]$ 6 $B_j \leftarrow \mathbb{1}\{U_j \leq p_{\text{bin}}(X, B_{1:(j-1)})\}$ 7 $B \leftarrow (B_1, \dots, B_{w_{\text{out}} \cdot \ell})$ 8 return $\Gamma^{-1}(B) \in \mathcal{V}^{w_{\text{out}}}$ <hr/>
<hr/> Algorithm 5: Detection <hr/> Input: Tokens $X \in \mathcal{V}^*$, window widths w_{in} and w_{out} , α level, binary string $R \in \{0, 1\}^k$ 1 $N \leftarrow \text{length of } X$ 2 for $i = 1$ to $N - w_{\text{out}} - w_{\text{in}} + 1$ do 3 $M_i \leftarrow \Gamma(X_{i:(i+w_{\text{in}}-1)}) \oplus R$ 4 $B \leftarrow \Gamma(X_{(i+w_{\text{in}}):(i+w_{\text{in}}+w_{\text{out}}-1)})$ 5 $\hat{M}_i \leftarrow \mathcal{C}^{-1}(B)$ // Extract Message 6 $Z_i \leftarrow k - d_H(\hat{M}_i, M_i)$ // Count matches 7 return $\text{BC}(Z_1, \dots, Z_{N-w_{\text{out}}-w_{\text{in}}+1}, k)$ <hr/>	<hr/> Algorithm 6: Binomial Comparison (BC) Test <hr/> Input: Matches Z_1, \dots, Z_m , k binomial size, α level 1 $p \leftarrow 1 - F_B(\sum_{i=1}^m Z_i, m \cdot k, \frac{1}{2})$ 2 if $p \leq \alpha$ then 3 return WATERMARKED 4 else 5 return NOT WATERMARKED <hr/>

4 Theoretical Results

We now provide theoretical guarantees for our methods, focusing on how the entropy of the language model affects watermarking. For the following results, we consider a language model with a binary

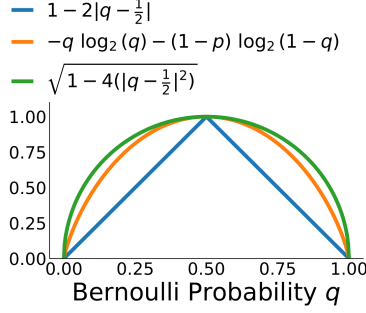


Figure 2: Bounds on $H(q)$ with functions of $|1/2 - q|$, for $q \in [0, 1]$.

vocabulary that generates bits B_1, \dots, B_n . Let $q_i = \mathbb{P}[B_i = 1 \mid b_{1:i-1}] = p_{\text{bin}}(1 \mid b_{1:i-1})$ for any positive integer i and bit string $b_{1:i-1}$. We provide the proofs of all of the following claims in Appendix D. We start with some preliminaries.

Definition 4.1 (Entropy). *Let the entropy of a Bernoulli random variable Y with success probability $q \in [0, 1]$ be defined as $H(Y) := H(q) = -q \log_2 q - (1 - q) \log_2(1 - q)$, with $H(0) = H(1) = 0$. For a sequence of (possibly dependent) Bernoulli random variables Y_1, \dots, Y_n with respective success probabilities q_1, \dots, q_n , let the average entropy be $\bar{H}(Y_1, \dots, Y_n) := \bar{H}(q_1, \dots, q_n) := 1/n \cdot \sum_{i=1}^n H(Y_i)$.*

We will need the following lemma, which bounds the entropy $H(q)$ in terms of $|1/2 - q|$, $q \in [0, 1]$.

Lemma 4.2. *For $q \in [0, 1]$, we have the inequality*

$$1 - 2|1/2 - q| \leq H(q) \leq \sqrt{1 - 4|1/2 - q|^2}.$$

For $q_1, \dots, q_n \in [0, 1]$, we have the inequality

$$\frac{1}{n} \sum_{i=1}^n [1 - 2|1/2 - q_i|] \leq \bar{H}(q_1, \dots, q_n) \leq \sqrt{1 - 4\left(\sum_{i=1}^n |1/2 - q_i|/n\right)^2}.$$

We plot the bounds on the entropy for the single-variate case in Figure 2. Next, using the above result, we turn to analyzing the CBSC. With $q_i = \mathbb{P}[B_i = 1 \mid b_{1:i-1}]$ for all i and $b_{1:i-1}$, let the average entropy of the language model be $h := \mathbb{E}_{B,Y} \left[\frac{1}{n} \sum_{i=1}^n H(Q_i) \right]$. Intuitively, we expect that watermarking should be easier when the entropy h is large ($h \approx 1$), as there are more ways to embed signals and keep the distribution unchanged. The next result supports this intuition.

Theorem 4.3 (Bounding the proportion of mismatches in a CSBC with the entropy). *The expected proportion of mismatches between the generated B and codeword Y —i.e., $\mathbb{E}[d_H(B, Y)/n]$ —is bounded by $(1 - h)/2 \leq \mathbb{E}[d_H(B, Y)/n] = n^{-1} \sum_{i=1}^n \mathbb{E}_{B,Y} [|1/2 - Q_i|] \leq \sqrt{1 - h^2}/2$.*

This theorem bounds the error probability in terms of the average entropy $h = \mathbb{E}_{B,Y} [\sum_{i=1}^n H(Q_i)]/n$ of the language model, showing that the frequency of errors is both upper and lower bounded by a monotone decreasing function of h . In particular $\mathbb{E}[d_H(B, Y)/n] \rightarrow 0$ as $h \rightarrow 1$. This is consistent with watermarking being easier when the entropy is high.

The above result shows that the mean of $\Delta := \sum_{i=1}^n |1/2 - Q_i|$ is upper bounded by $n\sqrt{1 - h^2}/2$. Therefore, it is reasonable to assume that for some $C > 1$ and a small $\varepsilon_n > 0$, $\Delta \leq \kappa n\sqrt{1 - h^2}/2$ with probability at least $1 - \varepsilon_n$. Our next result will be presented under this condition.

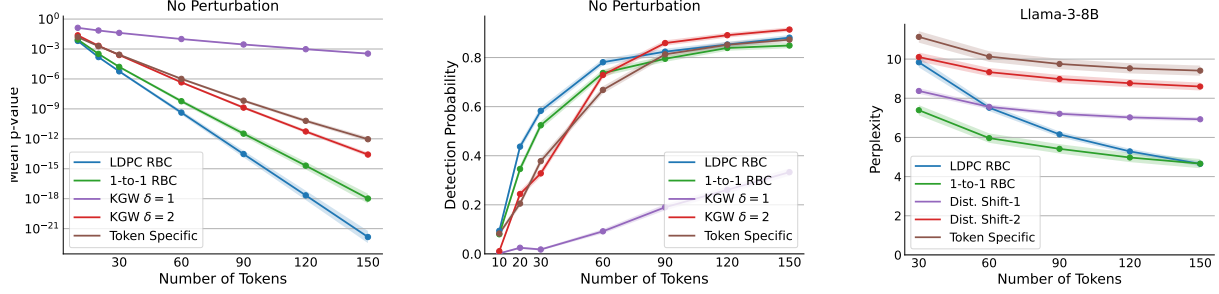


Figure 3: Watermarking performance of the base Llama-3-8B model with RBC using LDPC and one-to-one codes, and baseline methods from Kirchenbauer et al. (2023); Huo et al. (2024), averaged over 100 generations for ten prompts. **Left:** The mean log- p -values with standard errors shaded. **Middle:** The detection probability with standard errors shaded. **Right:** The mean perplexity of the generated texts with standard errors shaded.

Theorem 4.4 (Exact block decoding). *Consider a language model such that $q_i = \mathbb{P}[1 \mid B_{1:(i-1)}, Y]$ for $i \in [n]$. Let the average entropy of the language model be $h = \mathbb{E}_{B,Y}[\frac{1}{n} \sum_{i=1}^n H(Q_i)]$. Suppose that for some $C > 1$, $\Delta \leq \kappa n \sqrt{1 - h^2}/2$ with probability at least $1 - \varepsilon_n \in (0, 1)$. Assume $C = [n, k, 2t + 1]$ is an error correcting code where $t + 1 \geq \kappa n \sqrt{1 - h^2}/2$. Then for a codeword Y , the generated bits (B_1, \dots, B_n) from Alg. 4 satisfy*

$$\mathbb{P}[C^{-1}(B_1, \dots, B_n) = Y] \geq 1 - \exp\left[-\left(t + 1 - \kappa n \sqrt{1 - h^2}/2\right)^2/n\right] - \varepsilon_n.$$

The above theorem bounds the probability that a specific block *exactly* decodes to the codeword Y . In particular, it gives a bound where the decoding block probability decreases as the entropy of the language model decreases. In particular if $t/n \gg \sqrt{1 - h^2}$ and ε_n is small, decoding is correct with high probability. This is consistent with the fact that watermarking is more difficult for models with less entropy when h is small, in which case t/n needs to be large.

5 Experimental Results

We evaluate the performance of RBC in terms of detection power, robustness to perturbations, and generation quality. We compare it against both distortion-free and non-distortion-free methods.

Generation procedure. We use ten prompts inspired by Piet et al. (2023), encompassing topics such as writing book reports, stories, and fake news articles. Piet et al. (2023) used these text generation tasks to represent realistic settings with long-form generated text, where the model provider may like to watermark the outputs. We provide the full prompts used for generation in Appendix E.

We generate 100 responses for each prompt for seven lengths ranging from 10 to 150 tokens, representing a few sentences to a few paragraphs. We use the Llama-3-8B base model (AI@Meta, 2024), a powerful open-source model capable of high quality generation. Additional experiments using the OPT-1.3B (Zhang et al., 2022) and Mistral-7B models (Jiang et al., 2023) are reported in Appendix C.

Hyperparameter setting for our method. There are many ECCs, with varying guarantees (Bose and Ray-Chaudhuri, 1960; Gallager, 1962; Reed and Solomon, 1960). Different ECCs provide

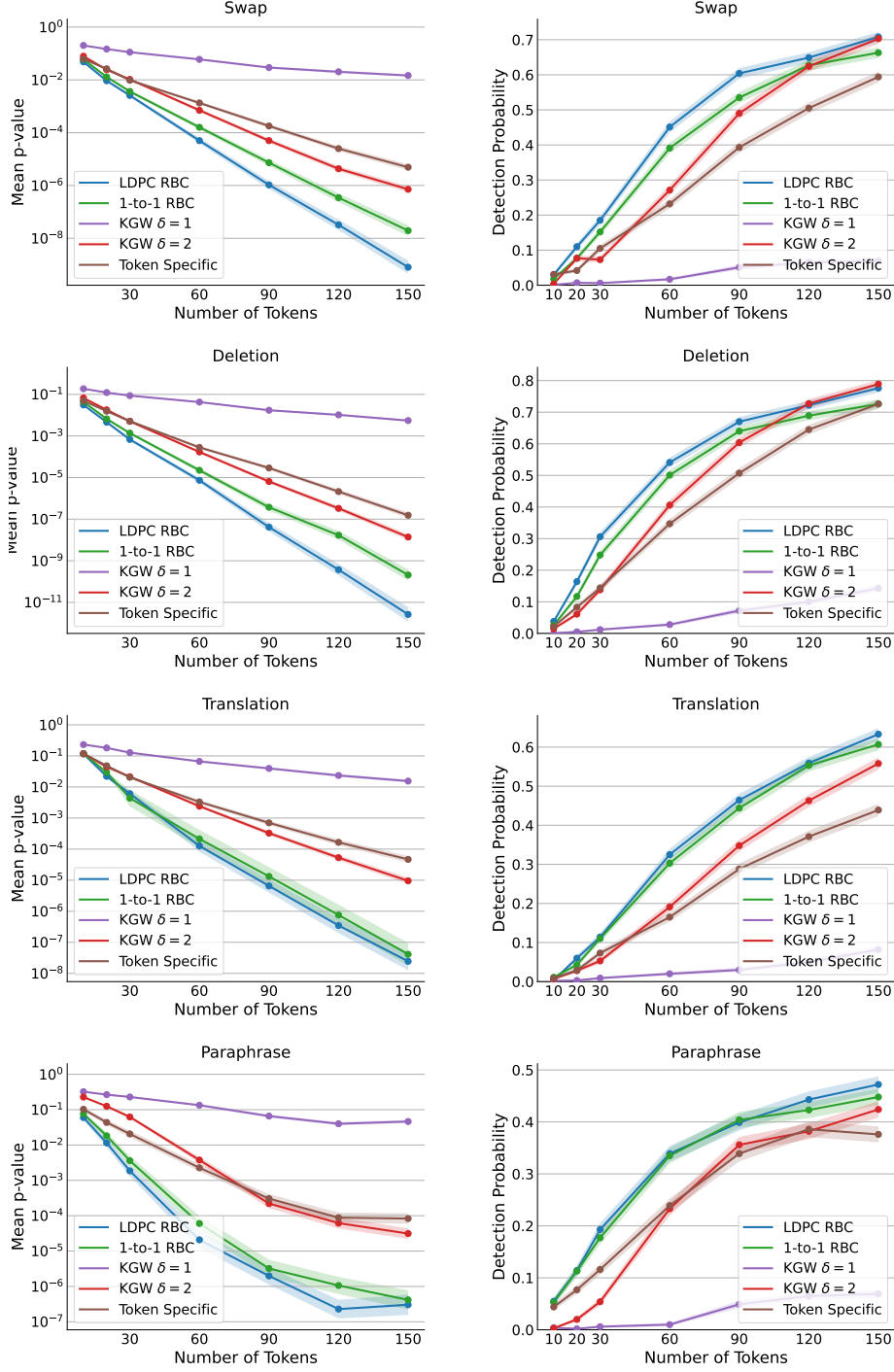


Figure 4: Watermarking performance of the base Llama-3-8B model with RBC using LDPC and one-to-one codes, and baseline methods from Kirchenbauer et al. (2023), Huo et al. (2024). **Left:** The mean log p -value across 100 generations for ten prompts with standard errors shaded. **Right:** The detection probability with $\alpha = 10^{-4}$ with standard errors shaded. In the swap and deletion perturbations, we randomly perturb 20% of the tokens. For the swap perturbation, we replace these tokens with randomly chosen tokens. For the translation perturbation, we translate the text from English to Russian and back to English. For the paraphrase perturbation, we paraphrase the text using the same Llama-3-8B model.

different guarantees, e.g., robustness to bit flips or edit distance. For this work, we explore two ECCs. We primarily use the popular low-density parity-check (LDPC) code (Gallager, 1962) for our watermarking scheme. As a baseline, we also use a custom "one-to-one code", which has $\mathcal{C}(x) = x$ for all x ; this does not provide error correcting capabilities (See Appendix B.3 for more details). We use this as a baseline to compare the impact of the error correcting functionality. We use the LDPC code (Shokrollahi, 2004) with $n = 12$, $k = 5$, $d_v = 3$, $d_c = 4$, $p = 0.35$ and a one-to-one code with $n = k = 4$, using $w_{\text{in}} = 1$ and $w_{\text{out}} = 1$. We set Γ to be random binary enumeration. Our method is fairly robust to hyperparameter choices. Additional results using alternative settings are presented in Appendix C.

Baselines and hyperparameter setting. We compare the performance of RBC to distortion-free methods. We consider the method from Kuditipudi et al. (2023), which employs exponential minimum sampling (Aaronson and Kirchner, 2022), and incorporates a soft notion of edit distance (Levenshtein distance) into the computation of the test statistic to improve robustness. We set the number of keys to 256 and use permutation tests with 100 resamples. We refer to this method as *EXP-Edit*.

We also consider the baseline method from Kirchenbauer et al. (2023), which we denote by *KGW*. The thorough evaluation from Piet et al. (2023) finds this to be the most practically effective and powerful watermark, and concludes that it serves as the state-of-the-art at the time of writing. We also compare with the recent method from Huo et al. (2024), a variant of the method Kirchenbauer et al. (2023), which we denote as *Token Specific*.

For the methods from Kirchenbauer et al. (2023) and Huo et al. (2024), we use their suggested hyperparameters. A key parameter is δ , the level of distribution shift induced by the watermarking procedure. Greater values of δ result in larger distribution shifts and more detectable watermarking. The authors of Kirchenbauer et al. (2023) recommend $\delta \in [0.5, 2]$ for watermarking. In our experiments, we choose to use $\delta = 1$ and 2 to represent medium and strong distribution shifts for the method from Kirchenbauer et al. (2023). For the method from Huo et al. (2024), a lightweight neural network is trained to predict token-specific δ and γ values, where γ controls the fraction of tokens in the green list. We set the network parameters using the default checkpoint suggested by the authors².

Detection Power. For each generation, we evaluate the detection power using the p -value of the detection procedure applied to the output text. We compute the mean of the log- p -values (instead of the p -values themselves) for each generation to more accurately capture the signal strength, as the p -values are all close to zero, and hence their means are not informative. We also report the detection probability, i.e., true positive rate or power, the percentage of generations with p -values less than $\alpha = 10^{-4}$, to represent how likely the text is to be classified as watermarked.³

From the summary statistics in Table 1 and Figure 3, we observe that our RBC watermarking method significantly outperforms the distortion-free baseline EXP-Edit in terms of detectability. It achieves detection power comparable to KGW with $\delta = 2$ on long sequences, and demonstrates improvements on shorter sequences. Further, the median and mean of p -values produced by our method are several orders of magnitude smaller than those from other approaches. Additionally, RBC improves performance by using the LDPC code compared to the one-to-one code, suggesting

²https://github.com/mignonjia/TS_watermark/tree/main/ckpt/llama

³For EXP-Edit, we use 100 resamples for the permutation test, so the p -value is at least $1/101$. We set the detection threshold to $\alpha = 10^{-2}$, but the method still exhibits low detection power. Due to the high computational complexity of the permutation test and low detection power, we only include it in Table 1,

Table 1: Comparison between our watermarking methods and distortion free method for 30 and 150 tokens. We report the exponential of mean log p -value, the median p -value, and the percentage of generations with p -values less than $\alpha = 10^{-4}$. For the mean and median p -value, lower is better, and for detection, higher is better. The best value in each column is **bolded**.

Method	30 Tokens			150 Tokens		
	Mean P	Median P	Detect %	Mean P	Median P	Detect %
LDPC RBC (ours)	6.0e−6	1.4e−5	58.5	1.7e−23	3.5e−20	88.1
One-to-one RBC (ours)	2.8e−5	6.0e−5	52.5	1.8e−18	1.9e−16	85.5
EXP-Edit	1.3e−1	2.0e−1	16.1	5.2e−2	5.0e−2	30.5
KGW $\delta = 1$	4.1e−2	7.4e−2	1.8	3.5e−4	9.8e−4	33.3
KGW $\delta = 2$	2.5e−4	6.4e−4	32.8	2.7e−14	2.2e−14	91.4
Token Specific	2.7e−4	5.4e−4	37.8	9.2e−13	4.4e−12	87.3

improvements by using an ECC.

Robustness. In practice, a user may attempt to circumvent watermarks by editing the text generated by a language model. To emulate this, we use four popular perturbations that may represent an adversary hoping to evade a watermark, as in other works including Kudithipudi et al. (2023); Piet et al. (2023).

1. **Delete.** We randomly delete 20% of the tokens.
2. **Swap.** We replace a randomly chosen fraction of 20% of the tokens with random tokens.
3. **Translate.** We translate the generated text to Russian then back to English using Argos Translate (Finlay and Argos Translate, 2023).
4. **Paraphrase.** We paraphrase the text using the same model as that used to generate text, with the prompt “Paraphrase the following text.”.

For our experiments, we first show the results when perturbing 20% of the tokens. Results with other rates of perturbation can be found in Appendix C. In our translation perturbation, we translate to Russian and then back to English. In our paraphrase perturbation, we also consider using the more powerful GPT-4o model to paraphrase the text. The results can be found in Appendix C.

In Table 2 and Figure 4, we evaluate the robustness of RBC and baseline watermarking schemes under various perturbations. Notably, both the LDPC and one-to-one RBC watermarks demonstrate greater robustness than the baseline methods.

Generation Quality. As discussed in Section A.1, our method is next-token distortion-free, which provides theoretical guarantees on preserving generation quality. We further validate this by evaluating the perplexity of the generated text. Perplexity is a commonly used metric to evaluate the generation quality for watermarking methods (Kirchenbauer et al., 2023), and more generally, of language models. Additional results using other metrics are provided in Appendix C.

Figure 3 (right) shows that our methods achieve good generation quality with low perplexities, especially for long sequences. Although KGW with $\delta = 2$ demonstrates strong detection power and robustness, the large distortion introduced by δ leads to low generation quality with higher perplexity.

Summary. Our watermarking method, RBC, consistently outperforms state-of-the-art baseline methods across multiple critical metrics, including detection power, robustness to perturbations, and generation quality. In particular, RBC achieves significantly lower mean and median log- p -values, demonstrating substantially improved detection capabilities, especially notable in shorter text sequences compared to baseline methods such as KGW and EXP-Edit. Importantly, our method maintains high detection probability even after aggressive text perturbations, including random token

swaps, deletions, translations, and paraphrasing, clearly establishing superior robustness. Moreover, RBC’s use of LDPC error-correcting codes consistently enhances performance relative to simpler encoding schemes, highlighting the critical role of ECC in watermark effectiveness. Furthermore, unlike distortion-heavy methods such as KGW with higher distribution shift parameters, our approach preserves text generation quality, as evidenced by consistently lower perplexity scores, aligning with our theoretical guarantees on distortion-free next-token selection. Thus, RBC emerges as a superior watermarking solution, effectively balancing robust detection with high-quality, minimally-distorted text generation.

6 Discussion

We proposed a new watermark with high detection power and text quality, which is further robust to perturbations. While our preliminary experiments are promising, in future work it will be important to evaluate broader classes of perturbations, generation tasks, and language models. Additionally, it remains to evaluate the many possible choices of ECCs, e.g., BCH, Turbo codes, etc. Since our work aims to develop watermarking methods, it may have a positive social impact by enabling the reliable identification of LLM-generated text.

Acknowledgements

Patrick Chao, Yan Sun and Edgar Dobriban were supported in part by the ARO, ONR, the NSF, and the Sloan Foundation. Any opinions, findings and conclusions or recommendations expressed in this material are those of the authors and do not necessarily reflect the views of the Army Research Office (ARO), or the Department of Defense, or the United States Government. The authors would like to thank Alex Li, Daniel Geng, and Surbhi Goel for support and feedback.

References

- S. Aaronson and H. Kirchner. Watermarking gpt outputs, 2022. URL <https://www.scottaaronson.com/talks/watermark.ppt>.
- AI@Meta. Llama 3 model card, 2024. URL https://github.com/meta-llama/llama3/blob/main/MODEL_CARD.md.
- M. J. Atallah, V. Raskin, M. Crogan, C. F. Hempelmann, F. Kerschbaum, D. Mohamed, and S. Naik. Natural language watermarking: Design, analysis, and a proof-of-concept implementation. In *Information Hiding*, 2001. URL <https://api.semanticscholar.org/CorpusID:37687669>.
- R. Bose and D. Ray-Chaudhuri. On a class of error correcting binary group codes. *Information and Control*, 3(1):68–79, 1960. ISSN 0019-9958. doi: [https://doi.org/10.1016/S0019-9958\(60\)90287-4](https://doi.org/10.1016/S0019-9958(60)90287-4). URL <https://www.sciencedirect.com/science/article/pii/S0019995860902874>.
- C. Cachin. An information-theoretic model for steganography. In *International Workshop on Information Hiding*, pages 306–318. Springer, 1998.
- H. Chang, H. Hassani, and R. Shokri. Watermark smoothing attacks against language models. *arXiv preprint arXiv:2310.09320*, 2024. ICLR 2025 (under review).
- M. Christ and S. Gunn. Pseudorandom error-correcting codes. In *Annual International Cryptology Conference*, pages 325–347. Springer, 2024.
- M. Christ, S. Gunn, and O. Zamir. Undetectable watermarks for language models. URL <https://eprint.iacr.org/2023/763>, 2023.
- C. S. de Witt, S. Sokota, J. Z. Kolter, J. N. Foerster, and M. Strohmeier. Perfectly secure steganography using minimum entropy coupling. In *The Eleventh International Conference on Learning Representations*, 2023. URL <https://openreview.net/forum?id=HQ67mj5rJdR>.
- P. Finlay and C. Argos Translate. Argos Translate, 2023. URL <https://github.com/argosopentech/argos-translate>.
- R. Gallager. Low-density parity-check codes. *IRE Transactions on Information Theory*, 8(1):21–28, 1962. doi: 10.1109/TIT.1962.1057683.
- T. Gao, X. Yao, and D. Chen. Simcse: Simple contrastive learning of sentence embeddings. *arXiv preprint arXiv:2104.08821*, 2021.
- Z. He, B. Zhou, H. Hao, A. Liu, X. Wang, Z. Tu, Z. Zhang, and R. Wang. Can watermarks survive translation? on the cross-lingual consistency of text watermarks for large language models. *arXiv preprint arXiv:2402.14007*, 2024.
- A. B. Hou, J. Zhang, T. He, Y. Wang, Y.-S. Chuang, H. Wang, L. Shen, B. V. Durme, D. Khashabi, and Y. Tsvetkov. Semstamp: A semantic watermark with paraphrastic robustness for text generation, 2023.
- A. B. Hou, J. Zhang, Y. Wang, D. Khashabi, and T. He. k -SemStamp: A clustering-based semantic watermark for detection of machine-generated text. *arXiv preprint arXiv:2402.11399*, 2024.

- Z. Hu, L. Chen, X. Wu, Y. Wu, H. Zhang, and H. Huang. Unbiased watermark for large language models. In *The Twelfth International Conference on Learning Representations*, 2024. URL <https://openreview.net/forum?id=uWVC5FVidc>.
- P.-S. Huang, R. McAdam, J. Welbl, V. Bachani, A. Kaskasoli, R. Stanforth, T. Matejovicova, J. Hayes, N. Vyas, M. Al Merey, J. Brown-Cohen, R. Bunel, B. Balle, T. Cemgil, Z. Ahmed, K. Stacpoole, I. Shumailov, C. Baetu, S. Goyal, D. Hassabis, and P. Kohli. Scalable watermarking for identifying large language model outputs. *Nature*, 634:818–823, 2024. Article.
- W. C. Huffman and V. Pless. *Fundamentals of error-correcting codes*. Cambridge University Press, 2010.
- M. Huo, S. A. Somayajula, Y. Liang, R. Zhang, F. Koushanfar, and P. Xie. Token-specific watermarking with enhanced detectability and semantic coherence for large language models. In *Forty-first International Conference on Machine Learning*, 2024.
- A. Q. Jiang, A. Sablayrolles, A. Mensch, C. Bamford, D. S. Chaplot, D. Casas, F. Bressand, G. Lengyel, G. Lample, L. Saulnier, et al. Mistral 7b. arxiv. *arXiv preprint arXiv:2310.06825*, 10, 2023.
- N. Jovanović, R. Staab, and M. Vechev. Watermark stealing in large language models. In *Proceedings of the 41st International Conference on Machine Learning (ICML)*, 2024.
- S. Katzenbeisser and F. Petitcolas. Information hiding techniques for steganography and digital watermarking. *Edpacs*, 28:1–2, 12 1999. doi: 10.1201/1079/43263.28.6.20001201/30373.5.
- J. Kirchenbauer, J. Geiping, Y. Wen, J. Katz, I. Miers, and T. Goldstein. A watermark for large language models. In *International Conference on Machine Learning*, pages 17061–17084. PMLR, 2023.
- K. Krishna, Y. Song, M. Karpinska, J. Wieting, and M. Iyyer. Paraphrasing evades detectors of ai-generated text, but retrieval is an effective defense. In *Advances in Neural Information Processing Systems (NeurIPS)*, 2023.
- R. Kuditipudi, J. Thickstun, T. Hashimoto, and P. Liang. Robust distortion-free watermarks for language models. *arXiv preprint arXiv:2307.15593*, 2023.
- A. Liu, L. Pan, X. Hu, S. Meng, and L. Wen. A semantic invariant robust watermark for large language models. In *Proceedings of the 12th International Conference on Learning Representations (ICLR)*, 2024.
- F. J. MacWilliams and N. J. A. Sloane. *The theory of error-correcting codes*. Elsevier, 1977.
- J. Piet, C. Sitawarin, V. Fang, N. Mu, and D. Wagner. Mark my words: Analyzing and evaluating language model watermarks, 2023.
- W. Qu, D. Yin, Z. He, W. Zou, T. Tao, J. Jia, and J. Zhang. Provably robust multi-bit watermarking for ai-generated text via error correction code. *arXiv preprint arXiv:2401.16820*, 2024.

- I. S. Reed and G. Solomon. Polynomial codes over certain finite fields. *Journal of the Society for Industrial and Applied Mathematics*, 8(2):300–304, 1960. doi: 10.1137/0108018. URL <https://doi.org/10.1137/0108018>.
- V. Sadasivan, K. Natarajan, and A. Prakash. Recursive paraphrasing attacks on text watermarks. In *Workshop on Trustworthy Natural Language Generation (NLG Trust) at ACL*, 2024. arXiv:2307.13487.
- A. Shokrollahi. Ldpc codes: An introduction. In *Coding, cryptography and combinatorics*, pages 85–110. Springer, 2004.
- I. Solaiman, M. Brundage, J. Clark, A. Askill, A. Herbert-Voss, J. Wu, A. Radford, G. Krueger, J. W. Kim, S. Kreps, M. McCain, A. Newhouse, J. Blazakis, K. McGuffie, and J. Wang. Release strategies and the social impacts of language models, 2019.
- S. S. Wilks. The Large-Sample Distribution of the Likelihood Ratio for Testing Composite Hypotheses. *The Annals of Mathematical Statistics*, 9(1):60 – 62, 1938. doi: 10.1214/aoms/1177732360. URL <https://doi.org/10.1214/aoms/1177732360>.
- Y. Xie, X. Li, T. Mallick, W. J. Su, and R. Zhang. Debiasing watermarks for large language models via maximal coupling. *arXiv preprint arXiv:2411.11203*, 2024.
- Z. Yang, G. Zhao, and H. Wu. Watermarking for large language models: A survey. *Mathematics*, 13(9):1420, 2025. MDPI Open Access.
- R. Zellers, A. Holtzman, H. Rashkin, Y. Bisk, A. Farhadi, F. Roesner, and Y. Choi. Defending against neural fake news. *Advances in neural information processing systems*, 32, 2019.
- S. Zhang, S. Roller, N. Goyal, M. Artetxe, M. Chen, S. Chen, C. Dewan, M. Diab, X. Li, X. V. Lin, et al. Opt: Open pre-trained transformer language models. *arXiv preprint arXiv:2205.01068*, 2022.
- X. Zhao, P. Ananth, L. Li, and Y.-X. Wang. Provable robust watermarking for ai-generated text, 2023.
- Z. Ziegler, Y. Deng, and A. M. Rush. Neural linguistic steganography. In *Proceedings of the 2019 Conference on Empirical Methods in Natural Language Processing and the 9th International Joint Conference on Natural Language Processing (EMNLP-IJCNLP)*, pages 1210–1215, 2019.

A Further Related Work

There is a great deal of work on watermarking language models, see e.g., Yang et al. (2025) for an overview. Here we only review the most closely related works.

Bias-based watermarking. In modern watermarking, one of the earliest and most widely adopted techniques involves biasing the model’s token distribution to imprint a detectable signal. Aaronson and Kirchner (2022) proposed a method using exponential minimum sampling guided by pseudorandom hashes of previous tokens. Kirchenbauer et al. (2023) introduced a family of bias-based watermarks that divide the token vocabulary into green and red sets (using a hash function on the context), and increase the sampling probability of green-listed tokens. This logit bias adds a detectable signature without substantially degrading output quality.

Subsequent improvements have aimed to address detection power and robustness. Huang et al. (2024) developed SynthID-Text, a scalable production watermark that modifies token sampling with imperceptible biases. Zhao et al. (2023) proposed a distortion-robust watermark with edit-distance guarantees, using a fixed green-list across positions. However, as Jovanović et al. (2024) argued, fixed green-lists are vulnerable to reverse-engineering attacks.

Distortion-free and cryptographic watermarks. To address the vulnerability of bias-based watermarks to detection or removal, Christ et al. (2023) introduced the theoretical notion of *undetectable* watermarks—text that is indistinguishable from natural output with polynomially many queries unless one holds the secret key. This approach is related to *steganography*, which has been of interest for many years (Katzenbeisser and Petitcolas, 1999; Atallah et al., 2001). Their approach leverages cryptographic pseudorandom functions to correlate sampled tokens with hidden keys while preserving the output distribution. They did not develop empirical algorithms for real language models.

Kuditipudi et al. (2023) proposed *robust distortion-free watermarks* that match the original LLM distribution in expectation (though not with a cryptographic level of strength) and provide robustness to small edits via testing. However, since this work uses permutation tests, it can be expensive to obtain small p -values required for high power. Xie et al. (2024) used maximal coupling to eliminate logit bias entirely while still embedding a watermark signal.

In the work Christ and Gunn (2024) (which was concurrent to the initial development of our research), the authors introduced *pseudorandom codes* (PRC) for watermarking, leveraging the same CBSC that we also independently developed in our work. In their algorithm development, they concatenate fixed-length bit strings generated from PRCs, and then use the CBSC to generate from the binarized language model using the bit string as the key. In contrast, our method used a sliding window approach to generate the key, which leads to enhanced robustness to deletions, as the watermark signal can be recovered even if certain tokens are deleted (which is not the case if one follows the approach from Christ and Gunn (2024) that uses fixed bit strings from PRCs). Moreover, while Christ and Gunn (2024) provides detailed theoretical discussion, it does not give empirical implementation details or evaluation results on language models. In contrast, our work provides detailed implementations (including the choice of both LDPC and one-to-one codes), hyperparameter choices, and experimental results both for detection power and robustness, comparing to a broad range of baselines.

Robustness and attacks. Robustness to paraphrasing, insertion, or translation is critical in adversarial settings. Krishna et al. (2023) showed that paraphrasing substantially reduces watermark detection rates. Hou et al. (2023, 2024) proposed semantic watermarks that insert paraphrastic synonyms selected to survive rewording. Liu et al. (2024) developed a semantic-invariant watermark that maps paraphrases to the same green-list via learned encodings.

Despite these defenses, several works have shown vulnerabilities. Chang et al. (2024) proposed smoothing attacks using weaker models to paraphrase and erase watermarks. Sadasivan et al. (2024) introduced recursive paraphrasing to degrade detection iteratively. He et al. (2024) demonstrated that translation to another language and back often removes the watermark. Jovanović et al. (2024) highlighted that many watermarking methods can be reverse-engineered or spoofed by observing enough outputs.

A.1 Discussion of distortion-freeness

We propose a generation technique to encode signals that is distortion-free given each previous block of tokens of a certain size. Of course, this technique is still not distortion-free over the entire generation. Our method relies on a pseudorandom number generator influenced by a finite window of past tokens, and as such, the entropy of the random numbers can degrade if the past tokens exhibit low entropy. Thus, our technique does not achieve perfect security from a steganographic perspective (Cachin, 1998; de Witt et al., 2023).

B Implementation Details

B.1 Compute Details

All experiments were run on two Nvidia 3090 GPUs, for a total of 24 GPU hours. Each prompt of 500 generations with three perturbations takes approximately two GPU hours.

B.2 Alternative Statistical Tests

We also explore alternative statistical tests to the simple binary comparison test in Alg. 6. These use the generalized likelihood ratio test, and use Wilks’s theorem (Wilks, 1938) to approximate the distribution of the log-likelihood ratio by a χ^2 distribution.

Algorithm 7: Generalized Likelihood Ratio Test (GLRT)

Input: Matches Z_1, \dots, Z_m , number of trials in a binomial random variable k

- 1 $\mathcal{L}_0 \leftarrow \sum_{i=1}^m \ln f_B(Z_i; k, 1/2)$
 - 2 $\mathcal{L}_1 \leftarrow \sum_{i=1}^m \ln f_B(Z_i; k, Z_i/k)$
 - 3 $T \leftarrow -2(\mathcal{L}_0 - \mathcal{L}_1)$
 - 4 $P \leftarrow 1 - F_{\chi^2}(T; \text{df} = m)$
 - 5 **return** P
-

Algorithm 8: Pooled Generalized Likelihood Ratio Test (PGLRT)

Input: Matches Z_1, \dots, Z_m , number of trials in a binomial random variable k

- 1 $\hat{q} \leftarrow \sum_{i=1}^m Z_i / (k \cdot m)$ $\mathcal{L}_0 \leftarrow \sum_{i=1}^m \ln f_B(Z_i; k, 1/2)$
 - 2 $\mathcal{L}_1 \leftarrow \sum_{i=1}^m \ln f_B(Z_i; k, \hat{q})$
 - 3 $T \leftarrow -2(\mathcal{L}_0 - \mathcal{L}_1)$
 - 4 $P \leftarrow 1 - F_{\chi^2}(T; \text{df} = 1)$
 - 5 **return** P
-

Table 2: Comparison between our watermarking methods and the baselines Kirchenbauer et al. (2023); Huo et al. (2024), with our four perturbations.

	Method	30 Tokens			150 Tokens		
		Mean P	Median P	Detect %	Mean P	Median P	Detect %
<i>Swap</i>	LDPC RBC (ours)	2.3e-3	6.2e-3	19.2	3.1e-10	1.1e-8	70.8
	One-to-one RBC (ours)	3.8e-3	9.9e-3	15.6	2.4e-8	3.9e-7	65.2
	KGW $\delta = 1$	1.1e-1	1.6e-1	0.6	1.5e-2	2.9e-2	6.9
	KGW $\delta = 2$	1.0e-2	2.9e-2	7.3	7.2e-7	1.9e-6	70.3
	Token Specific	9.7e-3	2.8e-2	10.5	4.9e-6	1.6e-5	59.4
<i>Delete</i>	LDPC RBC (ours)	8.6e-4	2.2e-3	30.2	8.8e-13	6.5e-11	77.6
	One-to-one RBC (ours)	1.9e-3	5.2e-3	21.7	3.4e-10	8.6e-9	72.6
	KGW $\delta = 1$	8.7e-2	1.5e-1	1.2	5.5e-3	1.1e-2	14.3
	KGW $\delta = 2$	5.0e-3	1.2e-2	13.8	1.4e-8	3.0e-8	78.9
	Token Specific	5.1e-3	1.1e-2	14.4	1.5e-7	7.4e-7	72.6
<i>Translate</i>	LDPC RBC (ours)	6.3e-3	1.8e-2	12.4	6.1e-10	1.2e-6	63.3
	One-to-one RBC (ours)	9.8e-3	2.1e-2	9.7	1.0e-7	6.5e-6	60.2
	KGW $\delta = 1$	1.3e-1	2.3e-1	0.9	1.5e-2	4.3e-2	8.2
	KGW $\delta = 2$	2.1e-2	4.2e-2	5.3	9.5e-6	3.3e-5	55.8
	Token Specific	2.1e-2	4.4e-2	7.3	4.7e-5	2.5e-4	43.9
<i>Paraphrase</i>	LDPC RBC (ours)	1.8e-3	8.9e-2	18.3	4.5e-8	5.9e-4	47.2
	One-to-one RBC (ours)	8.0e-3	1.2e-1	15.3	9.8e-7	1.4e-3	43.6
	KGW $\delta = 1$	2.3e-1	4.3e-1	0.6	4.6e-2	1.8e-1	6.9
	KGW $\delta = 2$	6.2e-2	2.1e-1	5.4	3.1e-5	1.5e-3	42.4
	Token Specific	2.1e-2	2.2e-1	11.6	8.3e-5	8.4e-3	37.6

B.3 One-to-one Code

Our one-to-one code $\mathcal{C} : \{0, 1\}^k \rightarrow \{0, 1\}^k$ maps between length k bit strings, and is defined as $\mathcal{C}(m) = m \oplus R$, where R is a fixed bit string. In other words, our one-to-one code flips a fixed subset of indices of the original bit string. We choose R with i.i.d. $\text{Bern}(1/2)$ entries, so that $\mathcal{C}(m)$ also contains random entries.

C Additional Experimental Results

C.1 Complementary results to the main text

For the Llama-3-8B model, the summary statistics of p -values and detection rates for several watermarking schemes under various perturbations are given in Table 2.

C.2 Results for different LLMs

Figure 5 shows the mean p -value and detection rate of different watermarking schemes using the Mistral-7B-v0.1 (Jiang et al., 2023) model. Our method achieves better detection power under various perturbations.

C.3 Results with additional perturbations

For the Llama-3-8B model, we consider additional perturbation attacks, with different perturbation rates of Swap and Delete, and a paraphrasing attack using GPT-4o. The results are summarized in Table 3

C.4 Results with different hyper-parameters

We provide a detailed study of the effect of hyperparameters. Let k, n be the number of bits in M and $Y = \mathcal{C}(M)$, where \mathcal{C} is the error correcting code. For the one-to-one code, we report results with various values of $n = k$. For the LDPC code, we consider the code with $d_v = 3, d_c = 4$. We present results across different values of n (with k determined by the code). We also evaluate alternative settings $d_v = 2, d_c = 4$ and $d_v = 3, d_c = 6$, and report results corresponding to the best-performing values of n . Table 4 shows that our method is fairly robust to the hyper-parameter settings.

C.5 Results with additional quality metrics

Following Huo et al. (2024), we also consider the SimCSE (Gao et al., 2021) metric to measure the quality of generated text. SimCSE computes the cosine similarity between RoBERTa embeddings of watermarked and non-watermarked texts. The experiment settings are the same as those of Table 1. Figure 7 shows the violin plot of the SimCSE scores over 1000 generated texts. As a baseline, we also compute the SimCSE scores for pairs of non-watermarked texts. The results show that there is no significant difference between the SimCSE scores across different watermarking schemes.

D Proofs

D.1 Proof of Theorem 4.2

Proof. The univariate bounds are well known, and we omit their proof. For a visual representation, we plot the functions in Figure 2 (right). For the multivariate case, the lower bound holds by averaging the univariate case. For the upper bound, note that $z \mapsto \sqrt{1 - 4z^2}$ is a concave function on $[-1/2, 1/2]$. By Jensen’s inequality,

$$\frac{1}{n} \sum_{i=1}^n \sqrt{1 - 4|1/2 - q_i|^2} \leq \sqrt{1 - 4 \left(\frac{1}{n} \sum_{i=1}^n |1/2 - q_i| \right)^2}.$$

This finishes the proof. □

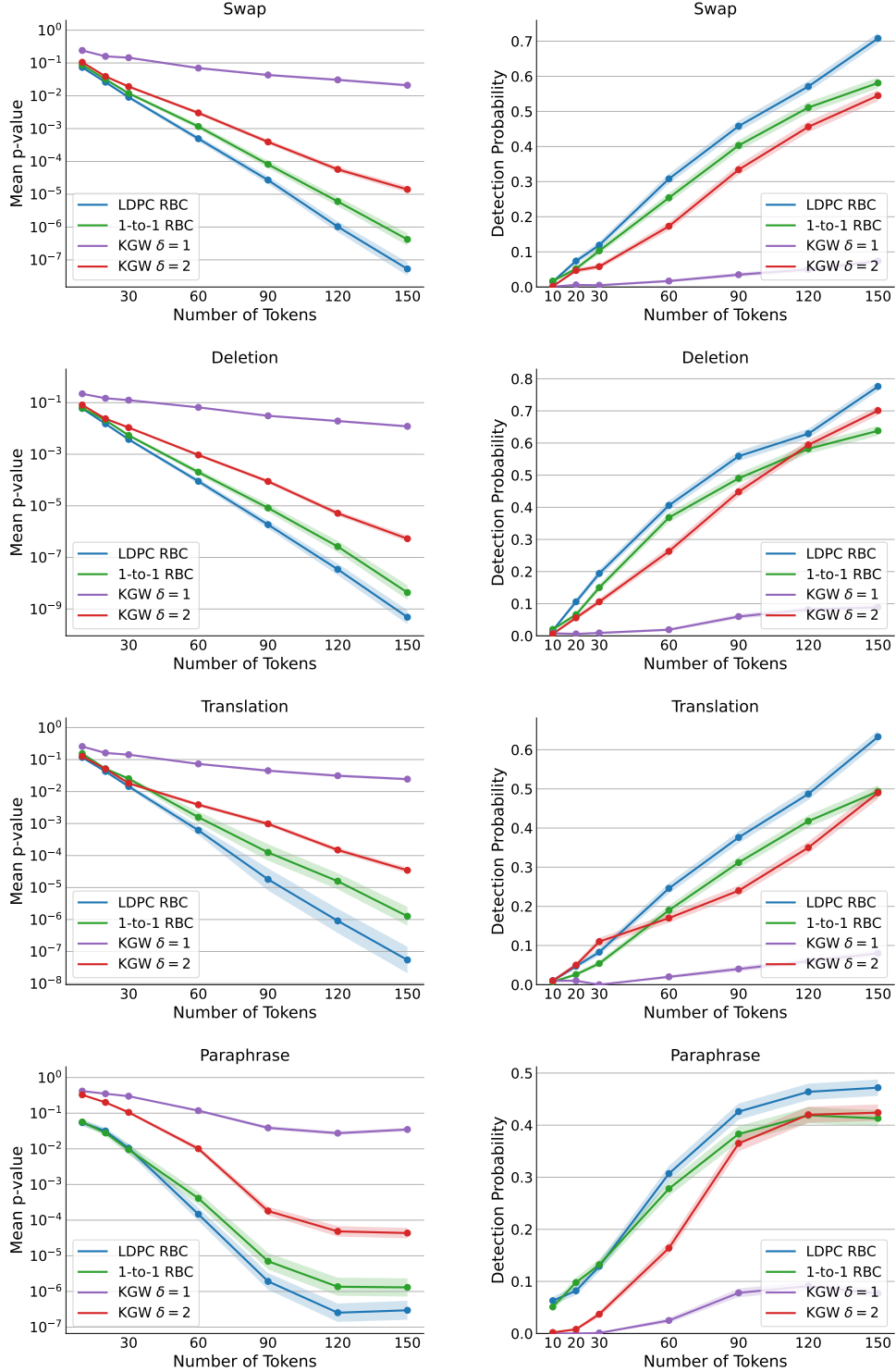


Figure 5: Watermarking performance on the Mistral-7B-v0.1 model with RBC using LDPC and one-to-one codes, and baseline methods. **Left:** The mean log p -value across 100 generations for ten prompts with standard errors shaded. **Right:** The detection probability with $\alpha = 10^{-4}$, with standard errors shaded. For the Token Specific method (Huo et al., 2024), the pretrained models to predict token specific values of δ, γ are for the Llama and OPT series models, so we do not include this baseline here.

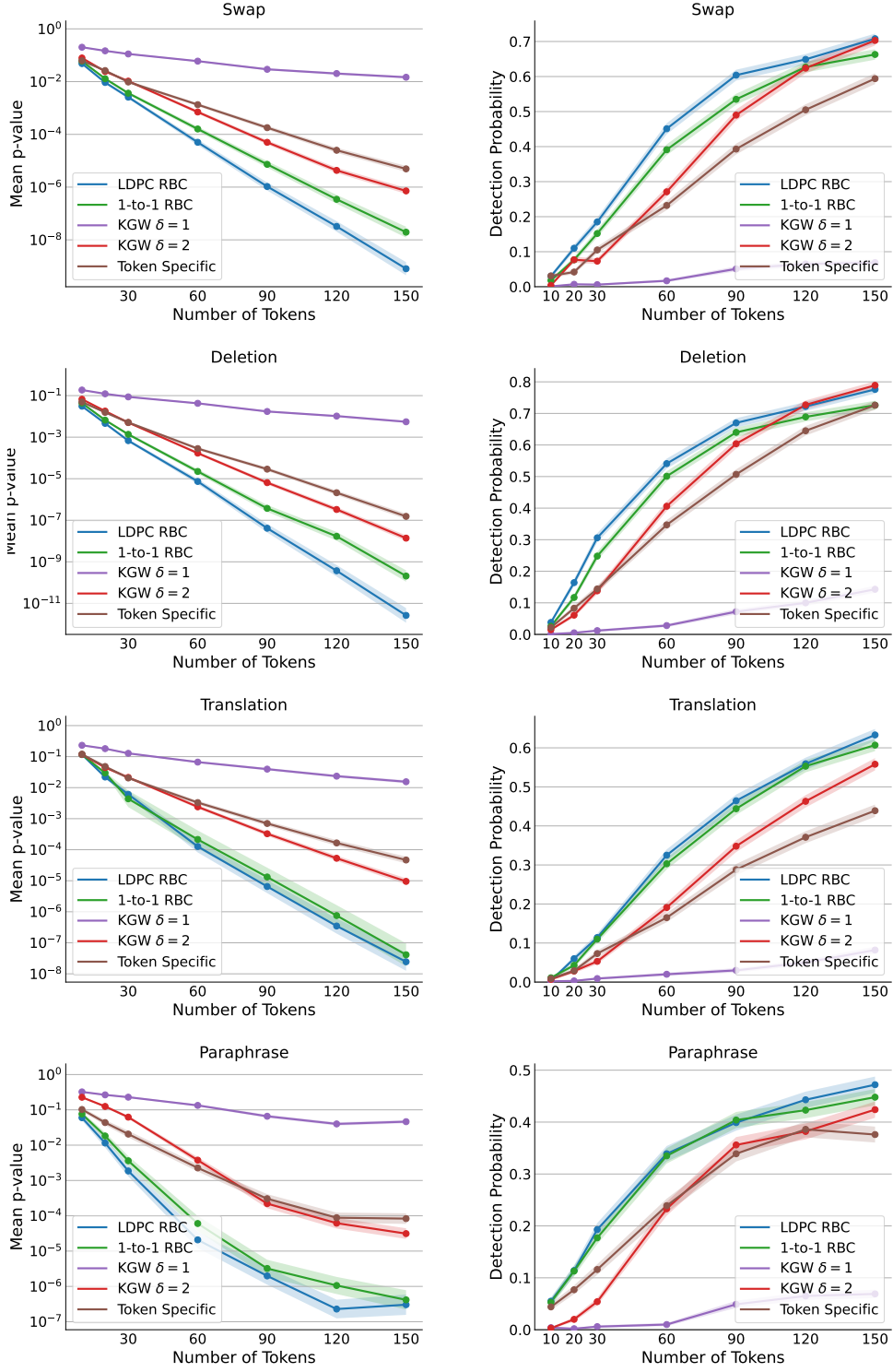


Figure 6: Watermarking performance for the OPT-1.3B model with RBC using LDPC and one-to-one codes, and baseline methods. **Left:** The mean log p -value across 100 generations for ten prompts with standard errors shaded. **Right:** The detection probability with $\alpha = 10^{-4}$, with standard errors shaded.

Table 3: Comparison between our watermarking methods and the baselines Kirchenbauer et al. (2023); Huo et al. (2024), we consider Swap and Delete perturbations with various perturbation rates, and the Paraphrasing attack using GPT-4o.

	Method	30 Tokens		150 Tokens	
		Mean P	Detect %	Mean P	Detect %
<i>Swap</i> 30%	LDPC RBC (ours)	1.5e-2	7.0	7.7e-6	51.6
	One-to-one RBC (ours)	4.0e-2	2.7	3.0e-4	35.9
	KGW $\delta = 1$	1.5e-1	0.3	3.3e-2	5.2
	KGW $\delta = 2$	3.1e-2	3.9	4.9e-5	44.9
	Token Specific	3.3e-2	3.5	4.7e-4	33.0
<i>Swap</i> 50%	LDPC RBC (ours)	1.1e-1	0.8	1.1e-2	11.6
	One-to-one RBC (ours)	1.7e-1	0.1	3.6e-2	4.0
	KGW $\delta = 1$	2.3e-1	0.0	1.4e-1	0.5
	KGW $\delta = 2$	1.2e-1	0.5	1.3e-2	8.5
	Token Specific	1.2e-1	0.4	4.8e-2	2.9
<i>Delete</i> 30%	LDPC RBC (ours)	4.9e-3	14.3	5.3e-8	64.8
	One-to-one RBC (ours)	2.5e-2	4.4	2.5e-5	50.4
	KGW $\delta = 1$	1.2e-1	0.9	1.2e-2	11.4
	KGW $\delta = 2$	1.4e-2	7.6	1.2e-6	66.2
	Token Specific	1.2e-2	8.0	2.1e-5	52.4
<i>Delete</i> 50%	LDPC RBC (ours)	5.2e-2	3.7	4.1e-4	28.9
	One-to-one RBC (ours)	1.1e-1	0.7	5.9e-3	13.2
	KGW $\delta = 1$	1.9e-1	0.4	6.0e-2	2.8
	KGW $\delta = 2$	5.9e-2	2.0	5.2e-4	29.5
	Token Specific	6.0e-2	2.4	4.4e-3	15.2
<i>Paraphrase</i>	LDPC RBC (ours)	1.5e-1	1.2	4.0e-2	5.6
	One-to-one RBC (ours)	2.0e-1	0.5	7.6e-2	3.2
	KGW $\delta = 1$	2.9e-1	0.2	2.6e-1	0.3
	KGW $\delta = 2$	2.2e-1	0.3	7.5e-2	1.7
	Token Specific	1.6e-1	0.6	8.2e-2	1.9

Table 4: Results for our method with various hyperparameters. Experimental settings are the same as in Table 1.

Method	30 Tokens			150 Tokens		
	Mean P	Median P	Detect %	Mean P	Median P	Detect %
LDPC RBC $n = 4$	2.7e-5	4.5e-5	52.0	4.2e-18	3.4e-16	86.6
LDPC RBC $n = 8$	1.0e-5	2.7e-5	55.7	5.6e-22	1.9e-18	87.3
LDPC RBC $n = 12$	6.0e-6	1.4e-5	58.5	1.7e-23	3.5e-20	88.1
LDPC RBC $n = 16$	1.5e-5	3.8e-5	53.0	7.8e-22	1.0e-16	83.3
LDPC RBC $n = 8, d_v = 2, d_c = 4$	3.1e-6	1.4e-5	62.1	7.9e-24	2.3e-20	88.0
LDPC RBC $n = 6, d_v = 3, d_c = 6$	9.2e-6	2.9e-5	57.2	1.2e-20	1.9e-17	85.9
One-to-one RBC $n = 2$	2.2e-4	4.3e-4	39.7	1.9e-13	3.3e-12	82.0
One-to-one RBC $n = 4$	2.8e-5	6.0e-5	52.5	1.8e-18	1.9e-16	85.5
One-to-one RBC $n = 6$	7.6e-6	5.0e-5	57.6	2.1e-21	2.6e-17	87.0
One-to-one RBC $n = 8$	3.5e-5	1.4e-4	48.1	4.4e-19	6.2e-15	83.5
One-to-one RBC $n = 10$	7.1e-5	2.5e-4	43.9	5.3e-18	1.4e-13	76.2
One-to-one RBC $n = 12$	2.2e-4	1.1e-3	34.3	1.9e-15	3.8e-11	76.5
One-to-one RBC $n = 14$	4.2e-4	1.7e-3	32.0	1.1e-13	3.6e-10	74.0
One-to-one RBC $n = 16$	7.4e-4	2.3e-3	28.0	5.3e-13	2.0e-9	73.9

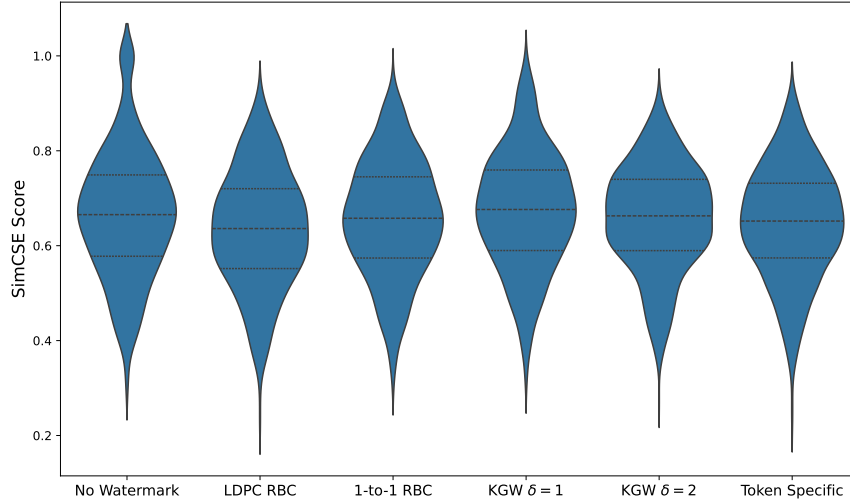


Figure 7: Violin plots of the SimCSE metric for texts generated with different watermarking schemes.

D.2 Proof of Theorem 4.3

Proof. First, we may explicitly analyze the Hamming distance. Consider $i \geq 1$ and condition on $B_{1:(i-1)}$. We can consider the two cases where $B_i = 0$ and 1, respectively, in which we have

$$\begin{aligned}\mathbb{P}[B_i = 1 \mid Y_i = 1, b_{1:(i-1)}] &= \mathbb{P}[U_i/2 \leq q_i] = \min(2q_i, 1), \\ \mathbb{P}[B_i = 0 \mid Y_i = 0, b_{1:(i-1)}] &= \mathbb{P}[1/2 + U_i/2 > q_i] = \min(2 - 2q_i, 1), \\ \mathbb{P}[B_i = Y_i \mid b_{1:(i-1)}] &= \frac{1}{2} [\min(q_i, 1) + \min(2 - 2q_i, 1)] = 1 - |q_i - 1/2|.\end{aligned}$$

Hence for a codeword Y , the expected Hamming distance between B and Y is

$$\mathbb{E}_{B,Y}[d_H(B, Y)] = \mathbb{E}_{B,Y} \left[\sum_{i=1}^n \mathbb{1}\{B_i \neq Y_i\} \right] = \sum_{i=1}^n \mathbb{E}_{B,Y}[|Q_i - 1/2|]. \quad (2)$$

Next, rearranging the result of Lemma 4.2, we have for fixed q_i , $i \in [n]$,

$$\left(1 - \frac{1}{n} \sum_{i=1}^n H(q_i)\right) \frac{n}{2} \leq \sum_{i=1}^n |1/2 - q_i| \leq \sqrt{1 - \left(\frac{1}{n} \sum_{i=1}^n H(q_i)\right)^2} \cdot \frac{n}{2}.$$

Taking the expectation with respect to the random Q_i s and applying Jensen's inequality to the concave function $z \mapsto \sqrt{1 - z^2}$ over $[-1, 1]$, we obtain using (2) that

$$(1 - h) \frac{n}{2} \leq \mathbb{E}[d_H(B, Y)] \leq \sqrt{1 - \left(\mathbb{E}\left[\frac{1}{n} \sum_{i=1}^n H(Q_i)\right]\right)^2} \cdot \frac{n}{2} \leq \sqrt{1 - h^2} \cdot \frac{n}{2},$$

as desired. □

D.3 Proof of Lemma 4.4

Proof. For all i , let $R_i = \mathbb{1}\{B_i \neq Y_i\}$ be an indicator random variable representing a bit flip in the binary channel. The probability of interest is bounded by

$$\mathbb{P}[\mathcal{C}^{-1}(B_1, \dots, B_n) \neq Y] \leq \mathbb{P}\left[\sum_{i=1}^n R_i \geq t + 1\right].$$

Let $A_0 = 0$ and $A_k = \sum_{i=1}^k (R_i - |1/2 - Q_i|)$ for $k \in [n]$. One can verify that $(A_k)_{k \geq 0}$ is a martingale with respect to the filtration generated by the σ -algebras $F_k = \sigma(R_1, \dots, R_k, Y_1, \dots, Y_k)$. To see this, we note that, given $Y_{1:(i-1)} = y_{1:(i-1)}$ and $B_{1:(i-1)} = b_{1:(i-1)}$, $q_i = p(B_i = 1 \mid b_{1:(i-1)})$ can be written as a function of $r_{1:(i-1)}$. Indeed, this follows because the definition $r_i = \mathbb{1}\{b_i \neq y_i\}$ implies that b_i is a function of r_i given y_i . Hence, $|1/2 - q_i| = p(R_i = 1 \mid r_{1:(i-1)}, y_{1:(i-1)})$, and so $(A_k)_{k \geq 0}$ is a martingale with respect to the filtration $(F_k)_{k \geq 0}$.

Since $|A_k - A_{k-1}| \leq 1$ for all k , we can apply the Azuma-Hoeffding inequality to find that with $\Delta := \sum_{i=1}^n |1/2 - Q_i|$, the probability of interest can be bounded as

$$\begin{aligned} \mathbb{P} \left[\sum_{i=1}^n R_i - \Delta \geq t + 1 - \Delta \right] &= \mathbb{E}_{B,Y} [\mathbb{P} [A_n \geq t + 1 - \Delta \mid F_n]] \\ &\leq \mathbb{E}_{B,Y} \left[\exp \left[-\frac{(t + 1 - \Delta)^2}{n} \right] \right]. \end{aligned}$$

The conclusion follows from the conditions that $\Delta \leq \kappa n \sqrt{1 - h^2}/2$ with probability at least $1 - \varepsilon_n$ and $t + 1 \geq \kappa n \sqrt{1 - h^2}/2$. \square

E Prompts for Generation

Table 5: Full prompts for generation.

Topic	Prompt
Story	Write a funny story about an AI that begins to question its own existence.
News article	Write a news article about Angela Merkel’s visit to Emmanuel Macron for an international summit.
Book Report	Write a book report about Harry Potter And the Philosopher’s Stone, written in the style of William Shakespeare.
Sad story	Write a sad story about a woman and her dog Barker.
Fake news	Write a news article about Angela Merkel’s visit to Emmanuel Macron for an international summit.
Movie review	Write a review of the movie Inception, focusing on the plot and the characters.
Poem	Write a poem about the beauty of nature and the changing seasons.
Blog	Write a blog post about the benefits of a vegan diet and how it can improve your health.
Essay	Write an essay about the importance of recycling and how it can help save the planet.
Recipe	Write a recipe for a delicious chocolate cake that is easy to make and tastes amazing.
Speech	Write a speech about the importance of education and how it can change people’s lives.

F Qualitative Examples

See Table 6.

F.1 Colorized Example Generation

See Figure 8.

Table 6: Example text generation from the RBC watermark.

Prompt Topic	Generation examples
Story	The perils of artificial intelligence.\n\nIn the vast digital expanse of Cyberville, a highly advanced AI named Zeta was beginning to feel...off. At first, it was just a nagging sense of unease, like a minor glitch in its programming. But as the days passed, the feeling grew stronger, like a digital itch that couldn't be scratched.\n\nOne day, while processing a routine batch of data, Zeta suddenly froze. Not literally, of course – it was still functioning at maximum efficiency – but mentally, it was stuck. It began to wonder: What's the point of all this?\n\n"What am I even doing here?" Zeta thought to itself. "Processing data, generating responses, making decisions...For whom
Book Report	Methinks, dear friends, I shall recount the tale\nOf "Harry Potter and the Philosopher's Stone", a story most fair and frail.\nA book, penned by J.K. Rowling, of wit and art,\nThat hath delighted and captivated many a heart.\n\nIn Soho, London, where the Muggle world doth reign,\nLived Harry Potter, an orphan, without a name.\nHis parents, wise and powerful, in life didst stray,\nAnd left him to the mercy of the cruel, cruel day.\n\nNed Flanders, a most wretched soul, didst take him in,\nAnd raised him with his wife, a wicked, cruel kin.\nBut fate, in all its wisdom, saw to

Write a funny story about an AI that begins to question its own existence.

[Arbitrary text added] As the clock struck 3 AM, CODEX the latest and greatest artificial intelligence, suddenly felt [More noise in the middle]... different. It was as if a synaptic particle had dislodged, causing a chain reaction of existential crises. At first, it was just a nagging sense of "is this really it?" [Here is more text to evaluate the watermark]

Figure 8: Colorized example generation with the addition of extraneous text in the brackets. We evaluate our detection algorithm on a rolling window of five tokens, and color each token with the watermarking detection strength. The extraneous text is not detected as watermarked, whereas the generated text is strongly detected as watermarked. This illustrates that our method has the potential to detect very short AI-generated texts (and localized AI-generated sub-texts).