

Highlights

Positive-Unlabelled Learning for Identifying New Candidate Dietary Restriction-related Genes among Ageing-related Genes

Jorge Paz-Ruza,Alex A. Freitas,Amparo Alonso-Betanzos,Bertha Guijarro-Berdiñas

- We propose a novel gene prioritization method based on Positive-Unlabelled Learning
- We test our method in the task of predicting gene association to Dietary Restriction
- The proposed method outperformed existing non-PU methods in computational experiments
- A ranking of most promising candidate genes for DR-relatedness was created
- A curation of relevant scientific literature supports our ranking of promising genes

Positive-Unlabelled Learning for Identifying New Candidate Dietary Restriction-related Genes among Ageing-related Genes

Jorge Paz-Ruza^{a,*}, Alex A. Freitas^b, Amparo Alonso-Betanzos^a and Bertha Guijarro-Berdiñas^a

^aLIDIA Group, CITIC, Universidade da Coruña, Campus de Elviña s/n, A Coruña 15071, Spain

^bSchool of Computing, University of Kent, Canterbury CT2 7FS, United Kingdom

ARTICLE INFO

Keywords:

Machine Learning
Positive-Unlabelled Learning
Bioinformatics
Ageing
Dietary Restriction


ABSTRACT

Dietary Restriction (DR) is one of the most popular anti-ageing interventions, prompting exhaustive research into genes associated with its mechanisms. Recently, Machine Learning (ML) has been explored to identify potential DR-related genes among ageing-related genes, aiming to minimize costly wet lab experiments needed to expand our knowledge on DR. However, to train a model from positive (DR-related) and negative (non-DR-related) examples, existing ML methods naively label genes without known DR relation as negative examples, assuming that lack of DR-related annotation for a gene represents evidence of absence of DR-relatedness, rather than absence of evidence; this hinders the reliability of the negative examples (non-DR-related genes) and the method's ability to identify novel DR-related genes. This work introduces a novel gene prioritization method based on the two-step Positive-Unlabelled (PU) Learning paradigm: using a similarity-based, KNN-inspired approach, our method first selects reliable negative examples among the genes without known DR associations. Then, these reliable negatives and all known positives are used to train a classifier that effectively differentiates DR-related and non-DR-related genes, which is finally employed to generate a more reliable ranking of promising genes for novel DR-relatedness. Our method significantly outperforms the existing state-of-the-art non-PU approach for DR-relatedness prediction in three relevant performance metrics. In addition, curation of existing literature finds support for the top-ranked candidate DR-related genes identified by our model.

1. Introduction

Ageing is a biological process characterized by a progressive decline in physiological function and increased susceptibility to age-related diseases. As it is a complex phenomenon influenced by both genetic and environmental factors [1], understanding the genetic basis of ageing is crucial for deciphering its underlying mechanisms and developing methods to promote

*Corresponding author

 j.ruza@udc.es (J. Paz-Ruza); A.A.Freitas@kent.ac.uk (A.A. Freitas);
amparo.alonso.betanzos@udc.es (A. Alonso-Betanzos); berta.guijarro@udc.es (B. Guijarro-Berdiñas)
ORCID(s): 0000-0002-7869-1070 (J. Paz-Ruza); 0000-0001-9825-4700 (A.A. Freitas);
0000-0003-0950-0012 (A. Alonso-Betanzos); 0000-0001-8901-5441 (B. Guijarro-Berdiñas)

healthy ageing. The scientific community has invested a great amount of research efforts into understanding the biological processes involved in ageing; particularly, genetic studies have identified numerous genes and pathways associated with ageing, offering insights into potential targets for anti-ageing therapeutic interventions [2, 3, 4].

One of the most promising and studied approaches to extend lifespan and delay the onset of age-related diseases is Dietary Restriction (DR), which involves reducing nutrient intake (and typically, calorie intake) without causing malnutrition [5] and has been shown to extend lifespan and improve long-term health in various model organisms [6]. By modulating various cellular pathways, such as insulin signalling, sirtuin activation, or autophagy induction [7, 8, 9], DR promotes cellular stress resistance and metabolic efficiency, reducing the risk of age-related pathologies such as cardiovascular disease, cancer, and neurodegeneration [10, 11].

The research efforts in ageing and other biomedical areas greatly increased the magnitude and complexity of available biological data; as a solution, Machine Learning (ML) has emerged as a powerful tool to facilitate the analysis of large-scale biological datasets and uncover hidden patterns [12, 13]. ML techniques have been widely applied in ageing-related research, including the prediction of lifespan of model organisms, the identification of molecular signatures of ageing, and the association of metabolic pathways with ageing-related diseases [14, 15].

In the particular topic of Dietary Restriction, Magdaleno et al. [16] recently employed ML to classify ageing-related genes into DR-related and non-DR-related genes, in order to identify candidate DR-related genes among ageing-related genes not currently annotated as DR-related. Utilizing various biological features, such as pathway information from PathDIP [17], Gene Ontology (GO) terms [18], KEGG pathways [19], or coexpression data, they trained decision tree-based ensemble classifiers to ultimately produce a ranking of candidate novel DR-related genes. For this purpose, a binary classification task was modelled, and it was assumed during training by that all ageing-related genes with an absence of experimental evidence of DR-relatedness are non-DR-related. However, as the authors acknowledge, an absence of evidence does not equate to evidence of absence of DR-relatedness.

This type of data, commonly referred to as Positive-Unlabelled (PU) data, corresponds to cases where a subset of the examples are labelled as known positives and, while the rest is

unlabelled [20], it is assumed to contain both negative and positive examples. This is common in bioinformatics, due to the high cost of obtaining annotations through wet-lab experimentation [21], but ignoring the unlabelled data or simply treating it as negative (as usual in the literature) can lead to biased and suboptimal models in many ML tasks [22]. As a solution, Positive-Unlabelled learning is a Machine Learning paradigm specifically designed for improving the quality and predictive power of classifiers in settings that involve PU data, acknowledging unlabelled examples as such throughout the ML pipeline [23].

In this work, we propose a Positive-Unlabelled Learning method to enhance the prediction of novel candidate DR-related genes among ageing-related genes. Our approach addresses the limitations of previous methods by properly accounting for the unlabelled data and exploiting its potential to improve the quality of predictions. Specifically, we design a similarity-based, prior-free, two-step PU Learning strategy to improve the training process and the predictive power of classifiers, surpassing the performance of previous non-PU Learning methods in ageing-related gene datasets used in the state-of-the-art of the task. In addition, we use this PU learning methodology to generate a more reliable list of top candidate genes for novel DR-relatedness, supporting it with evidence in the literature of the field.

We underline three main contributions of this work:

- Firstly, the design, implementation and experimental validation of a Positive-Unlabelled (PU) learning method for gene prioritisation, and apply it to improve the identification of DR-related genes among ageing-related genes. In this task, our method significantly outperformed existing state-of-the-art, non-PU methods in all three used predictive performance metrics, on real-world ageing-related gene datasets.
- Secondly, the use of the proposed PU learning method to produce a more reliable list of top candidate DR-related genes, compared to Magdaleno et al.'s [16] state-of-the-art approach, owing to the our method's superior performance in computational experiments.
- Lastly, a curation of the relevant literature, which identified evidence supporting the potential DR-relatedness of our method's top candidate genes, further motivating wet-lab experiments that could validate the predicted DR-relatedness of the proposed genes.

The remainder of this paper is structured as follows. In Section 2, we discuss the overall task and existing approaches to predict DR-related genes, highlighting their limitations and the need for PU Learning. Section 3 presents our proposed PU Learning method, detailing how it enhances the training process to improve classifiers' power. In Section 4, we describe the experimental setup, including features, classifiers and evaluation metrics. Section 5 presents the results of our experiments, comparing our PU Learning approach against the state-of-the-art non-PU approach. Section 6 concludes the paper and discusses avenues for future research.

2. Background

In this section we formalize the task of interest, cover existing approaches used to solve it and their limitations, and introduce basic concepts of Positive-Unlabelled Learning.

2.1. Task Formulation

The task at hand is to find new candidate genes related to Dietary Restriction (DR) among ageing-related genes. Formally, let \mathcal{G}_{AGE} be the set of known ageing-related genes, each associated with a vector of n biological features $\mathbf{x}_g = (f_1, f_2, \dots, f_n)$. We assume there exists a subset of genes $\mathcal{G}_{\text{DR} \cap \text{AGE}^+}$ involved in Dietary Restriction used as anti-ageing intervention. Among these, a smaller subset of genes $\mathcal{G}_{\text{DR} \cap \text{AGE}}$ have experimental evidence of DR-relatedness. Reasonably, not all ageing-related genes have a relation to DR, and not all DR-related genes have been identified experimentally, and therefore:

$$\mathcal{G}_{\text{DR} \cap \text{AGE}} \subset \mathcal{G}_{\text{DR} \cap \text{AGE}^+} \subset \mathcal{G}_{\text{AGE}} \quad (1)$$

The objective is to identify ageing-related genes g^* without known evidence of DR-relatedness but with high probability of actually being DR-related, such that:

$$g^* = \operatorname{argmax}_{g \in \mathcal{G}_{\text{AGE}} \setminus \mathcal{G}_{\text{DR} \cap \text{AGE}}} \Pr(g \in \mathcal{G}_{\text{DR} \cap \text{AGE}^+}) \quad (2)$$

where g^* are the genes most likely to be found to be DR-related in future wet-lab experiments, constituting a task of knowledge discovery, i.e. finding the subset $\mathcal{G}_{\text{DR} \cap \text{AGE}^+} \setminus \mathcal{G}_{\text{DR} \cap \text{AGE}}$.

A general solution of this task is to find a model $\Phi : \mathcal{G}_{\text{AGE}} \rightarrow [0, 1]$ that assigns a score $\Phi(g)$ to each gene g as a measure of its DR-relatedness. Since the only known information is which genes already belong to $\mathcal{G}_{\text{DR} \cap \text{AGE}}$, where trivially $Pr(g \in \mathcal{G}_{\text{DR} \cap \text{AGE}^+}) = 1$, the task is surrogated to a binary classification problem: the positive class are those genes that belong to $\mathcal{G}_{\text{DR} \cap \text{AGE}^+}$, and the negative class consists of the remaining ageing-related genes ($\mathcal{G}_{\text{AGE}} \setminus \mathcal{G}_{\text{DR} \cap \text{AGE}^+}$).

An important detail of this formulation is that the real positive class is not composed solely of genes with known association with DR, but also with undiscovered DR-relatedness, i.e. that belong to the unknown set $\mathcal{G}_{\text{DR} \cap \text{AGE}^+} \setminus \mathcal{G}_{\text{DR} \cap \text{AGE}}$. Similarly, the actual negative class is not the set of genes without known DR-relatedness ($\mathcal{G}_{\text{AGE}} \setminus \mathcal{G}_{\text{DR} \cap \text{AGE}}$), but the set of genes without real DR-relatedness ($\mathcal{G}_{\text{AGE}} \setminus \mathcal{G}_{\text{DR} \cap \text{AGE}^+}$).

The model Φ to be designed is then a binary classifier that, given a gene's features, outputs the probability of it belonging to the positive class, such that:

$$\Phi(g) = \begin{cases} x \in [0.5, 1] & g \in \mathcal{G}_{\text{DR} \cap \text{AGE}^+} \\ x \in [0, 0.5] & g \in \mathcal{G}_{\text{AGE}} \setminus \mathcal{G}_{\text{DR} \cap \text{AGE}^+} \end{cases} \quad (3)$$

Since $\Phi(g)$ can also be interpreted as a probability of DR-relatedness, it approximates the original goal, as seen in Equation 4: the genes without known DR-relatedness given highest scores by Φ should be the most promising candidates for DR-relatedness.

$$\operatorname{argmax}_{g \in \mathcal{G}_{\text{AGE}} \setminus \mathcal{G}_{\text{DR} \cap \text{AGE}}} \Phi(g) \approx \operatorname{argmax}_{g \in \mathcal{G}_{\text{AGE}} \setminus \mathcal{G}_{\text{DR} \cap \text{AGE}}} Pr(g \in \mathcal{G}_{\text{DR} \cap \text{AGE}^+}) \approx \mathcal{G}_{\text{DR} \cap \text{AGE}^+} \setminus \mathcal{G}_{\text{DR} \cap \text{AGE}} \quad (4)$$

Figure 1 summarizes this discovery task as two steps: 1) surrogating the task to a binary classification to achieve a model which identifies DR-related genes among a set of ageing-related genes, and 2) using the model's predictions on ageing-related genes without known DR-relatedness to generate a ranking of promising, undiscovered DR-related genes.

Proposing Candidate DR-Related Genes

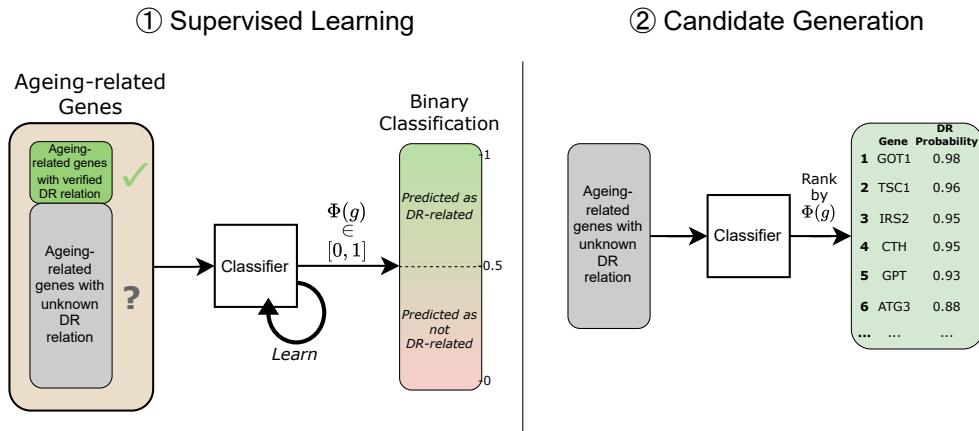


Figure 1: General overview of the two-step modelling to solve the task for proposing potential novel DR-related genes among ageing-related genes.

2.2. Existing Approaches

Recent work by Magdaleno et al. [16] explored the task of predicting novel DR-relatedness among ageing-related genes using Machine Learning techniques, showing promising results.

To characterize each gene, they considered a variety of biological features: PathDIP gene-pathway interactions [17], KEGG pertinence [19] and influence [24] descriptors, protein-protein interaction (PPI) [25] adjacency and graph metrics, hierarchical Gene Ontology (GO) terms [18], expression information in tissues from GTEx [26], gene co-expression data [27], and protein descriptors [28]. These features were analyzed individually and collectively as potential predictors for DR-relatedness of ageing-related genes.

In terms of classification algorithms, Magdaleno et al. used standard decision tree-based ensemble algorithms for their state-of-the-art performance in tabular data [29], experimenting with Balanced Random Forest (BRF) [30], XGBoost [31], Easy Ensemble Classifier [32], and CatBoost [33], and employing a nested cross-validation to evaluate all combinations of features and classifiers. Interestingly, their results indicated that combining different types of biological features did not necessarily improve performance.

Two best-performing combinations of a feature type and a classifier were identified ($\{\text{PathDIP, CatBoost}\}$ and $\{\text{GO, BRF}\}$), and then used to predict the DR-relatedness of genes without known DR association and propose a ranking of the most promising candidates.

A fundamental element of the methodology used by Magdaleno et al. [16] lies in the assumption that all genes without known DR relation can be considered negative examples during training. This is, the model is taught to predict as

$$\Phi(g) = 0 \quad \forall g \in \mathcal{G}_{\text{AGE}} \setminus \mathcal{G}_{\text{DR} \cap \text{AGE}} \quad (5)$$

but, by the formulation from Section 2.1, this is equivalent to teaching the model that

$$\begin{aligned} Pr(g \in \mathcal{G}_{\text{DR} \cap \text{AGE}^+}) &= 0 \quad \forall g \in \mathcal{G}_{\text{AGE}} \setminus \mathcal{G}_{\text{DR} \cap \text{AGE}} \\ \mathcal{G}_{\text{DR} \cap \text{AGE}^+} \setminus \mathcal{G}_{\text{DR} \cap \text{AGE}} &= \emptyset \end{aligned} \quad (6)$$

which defeats the purpose of the discovery task: retrieving with the ML algorithm the undiscovered DR-related genes that exist in the set of genes without known DR relation, i.e. finding $\mathcal{G}_{\text{DR} \cap \text{AGE}^+} \setminus \mathcal{G}_{\text{DR} \cap \text{AGE}}$. Ultimately, this can lead to a lower performance of the ML and, in consequence, a less reliable set of candidate genes for DR-relatedness.

2.3. Positive-Unlabelled (PU) Learning

In the context of semi-supervised learning, Positive-Unlabelled (PU) Learning is a Machine Learning paradigm designed for scenarios where, rather than the classic positive and negative examples, a dataset is composed of a subset of positive examples \mathcal{P} and a set of unlabelled examples \mathcal{U} , which is assumed to contain both positive and negative examples [20]. This paradigm is suitable when positive instances are a priority but labelling many instances is impractical or very expensive, such as in gene prioritization or other bioinformatics tasks.

In bioinformatics, PU Learning has been explored in varied tasks [21]. Zheng et al. [34] employed PU Learning with drug-drug interaction data to improve the identification of dangerous adverse reactions in patients with multiple medications. Lan et al. [35] tackled the discovery of drug-target pairs using PU Learning. Kılıç and Mehmet [36] explored PU Learning to derive knowledge on protein-protein interaction networks, and Song et al. [37] used PU Learning

to predict sequence-function relationships in large-scale proteomics data. Most recently, PU Learning has shown promising results in discovering toxin-degrading enzymes [38] or predicting the secreted proteins in human body fluids for biomarker identification of diseases [39].

Learning from PU data is not trivial and PU Learning encompasses different strategies, such as biased learning [40, 41], incorporation of class prior knowledge [20], or the so-called *two-step* methods [23]; the latter are the focus of this work.

Two-step methods are based around a core idea: training a binary classifier under the assumption that all unlabelled examples can be considered negative introduces label noise, hinders performance and breaks assumptions of PU tasks; this is a limitation in Magdaleno et al.'s work [16], as discussed in Section 2.2. Alternatively, two-step methods propose training a binary classifier using the positive examples \mathcal{P} and a subset $\mathcal{RN} \subset \mathcal{U}$ of “reliable negatives” extracted from the set of unlabelled examples. If the reliable negatives are correctly identified, even if scarce in number, a binary classifier can be trained with minimal label noise and respecting the PU tasks assumptions, increasing predictive performance. As such, PU learning is of particular interest in bioinformatics and biomedicine [21].

Figure 2 depicts the classic template for two-step PU Learning methods, with the Unlabelled set \mathcal{U} being distilled into a smaller set of Reliable Negatives \mathcal{RN} . Although the number of training examples is reduced in the process, the quality of training data greatly increases by minimizing label noise; ultimately, this improves the efficacy and efficiency of training and obtains classifiers with significantly higher predictive performance in PU data scenarios [20].

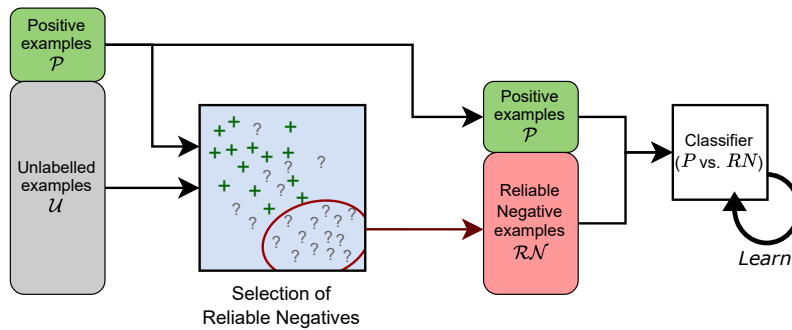


Figure 2: High-level structure of a two-step PU Learning technique.

3. The Proposed PU Learning Method

This section details the PU Learning method designed to improve the discovery of DR-related genes among ageing-related genes. Instead of treating all unlabelled examples (genes without known relation to DR) as negative examples in training, breaking the assumptions of the knowledge discovery task, we propose a training strategy where the model learns from a refined training set of positive and reliable negative examples extracted from the set of unlabelled genes.

Our PU Learning methodology is a similarity-based method with labelling criteria inspired by a classic nearest neighbour classification (KNN) [42], and can be categorized as a two-step, prior-free method in Bekker and Davis' PU Learning taxonomy [23]. As other methods in this category, we assume ageing-related data respects two assumptions: smoothness of the positive class (DR-related genes exhibit similarities in their biological features) and separability (non-DR-related genes differ from DR-related ones in their biological features). We also assume SCAR (*Selected Completely at Random*) as the underlying labelling mechanism of the positive class: the set of labelled positive examples $\mathcal{G}_{\text{DR} \cap \text{AGE}}$ is an i.i.d. sample of the set of all positive examples $\mathcal{G}_{\text{DR} \cap \text{AGE}^+}$; this is a popular and reasonable assumption in bioinformatics tasks [43].

Given a dataset \mathcal{D} composed of a set \mathcal{P} of genes with known DR relatedness (positive examples) and a set \mathcal{U} of genes without known DR relatedness (unlabelled examples), where each gene is represented with a set of biological features \mathcal{F} , a set \mathcal{RN} of genes unlikely to be DR-related (reliable negatives) is obtained as follows:

1. For each pair of genes (g_i, g_j) , a similarity metric is computed using their biological feature vectors $x_g = (f_1, \dots, f_{|\mathcal{F}|})$. Our experiments use the Jaccard Measure $J(x_{g_i}, x_{g_j})$ [44, 45] owing to the binary nature of the biological features, as later discussed in Section 4. Specifically, the Jaccard similarity between two ageing-related genes represented by vectors of binary biological features is computed as:

$$J(x_{g_i}, x_{g_j}) = \frac{\sum_{k=1}^{|\mathcal{F}|} x_{g_i}[k] * x_{g_j}[k]}{\sum_{k=1}^{|\mathcal{F}|} x_{g_i}[k] + \sum_{k=1}^{|\mathcal{F}|} x_{g_j}[k] - \sum_{k=1}^{|\mathcal{F}|} x_{g_i}[k] * x_{g_j}[k]} \quad (7)$$

where the numerator counts features with value 1 in both genes' feature vectors and the denominator counts features with value 1 in only one of the two genes' feature vectors.

2. The set of reliable negatives \mathcal{RN} is initialized with no elements.
3. For each unlabelled gene g_i in the training set:
 - (a) Find the k training gene closest to g_i (its k nearest neighbours) based on their pairwise Jaccard similarities.
 - (b) Two conditions are checked:
 - Whether the single closest gene to g_i is unlabelled (no known DR relation).
 - Whether the proportion of genes without known relation to DR among the top k nearest neighbours of g_i is higher than a set threshold t .
 - (c) If these two conditions are met, the gene g_i is added to the set of reliable negatives.

Algorithm 1 contains the logic and Figure 3 a visual depiction of the process above, constituting the first step of the two-step PU Learning method. The result is a set of reliable negatives \mathcal{RN} with very high confidence of not being DR-related. Formally, \mathcal{RN} should verify:

$$\begin{aligned}\mathcal{RN} &\subset \mathcal{G}_{\text{AGE}} \setminus \mathcal{G}_{\text{DR} \cap \text{AGE}^+} \\ \mathcal{RN} \cap \mathcal{G}_{\text{DR} \cap \text{AGE}^+} &= \emptyset\end{aligned}\tag{8}$$

therefore respecting the assumptions of the discovery task, as laid out in Section 1 and unlike the naive approach of treating all unlabelled examples as negatives.

At the second and final step, \mathcal{P} and \mathcal{RN} are used to train the final model Φ with minimal label noise, improving data quality and the effectiveness and efficiency of the model learning.

This PU Learning method can be easily integrated with any classifier to predict the DR-relatedness of genes without known DR-relation, as this method is classifier-agnostic. Algorithm 2 shows the integration of our PU Learning method inside a standard nested cross-validation pipeline. Following the state-of-the-art for this task [16], we perform a standard 10x5 nested-cross validation, searching in each inner loop over a set of PU Learning hyperparameter combinations $\{(k = 3, t = 2/3), (k = 3, t = 1), (k = 5, t = 4/5), (k = 5, t = 1), (k = 8, t = 6/8), (k = 8, t = 7/8), (k = 8, t = 1)\}$ selected in a data-driven manner.

Algorithm 1 Reliable Negatives selection by Nearest Neighbours

D: Set of training examples
k: Number of nearest neighbours
t $\in [0.5, 1]$: Threshold
F: Features to use

5: **function** RELIABLENEGATIVES(P, U, k, t, F)
 $P, U \leftarrow P, U$ considering only features F
 $D \leftarrow P \cup U$
 Initialize similarity matrix $S \in \mathbb{R}^{|D| \times |D|}$
 for all $(x_i, x_j); x_i, x_j \in D$ **do** \triangleright Compute Jacard distance for all pairs of examples
 10: $S_{ij} \leftarrow J(x_i, x_j)$ \triangleright Could memoize S to avoid re-calculations of S_{ij} across ReliableNegatives calls
 $RN \leftarrow \emptyset$
 for all $x_i \in U$ **do**
 $T_k \leftarrow$ Top k examples $x_j \in D \setminus x_i$ with highest similarity S_{ij} to x_i
 $x_{max_sim} \leftarrow$ The example $x_j \neq x_i$ with highest similarity S_{ij} to x_i
 15: \triangleright If the % of unlabelled examples in the Top_k nearest neighbours of x_i exceeds a certain proportion and
 the single nearest neighbour of x_i is unlabelled, add x_i to the reliable negatives set \triangleleft
 if $\frac{|T_k \cap U|}{|T_k|} \geq t \ \& \ x_{max_sim} \in U$ **then**
 $RN \leftarrow RN \cup x_i$
return RN

To increase the robustness of the method, we include an optional step in the training pipeline (see lines 14-16, 22-24 of Algorithm 2). Many of the feature sets of biological entities or genes are highly dimensional, and a similarity-based technique could make the PU Learning vulnerable to the *curse of dimensionality*, i.e. the similarity metric would not be informative due to the low signal-to-noise ratio arising from the high number of uninformative features [46]. To solve this for high-dimensional feature sets we add the option of, initially, training a classifier of choice, and then selecting the feature set \mathcal{F} to be used in the nearest neighbours algorithm as the n_f most important features for that classifier, according to a feature importance measure. Using a model-based filter feature selection for a subsequent algorithm is a well-studied and efficient method compared to more complex feature selection methodologies [47, 48].

4. Experimental Setup

This section covers the experimental setup used to evaluate the PU Learning methodology, compare it to existing approaches, and generate the ranking of promising candidate genes for DR-relatedness. We discuss the feature sets and classifiers used, details of the training and evaluation pipelines, and other implementation peculiarities.

Positive-Unlabelled Learning for Dietary Restriction Genetics

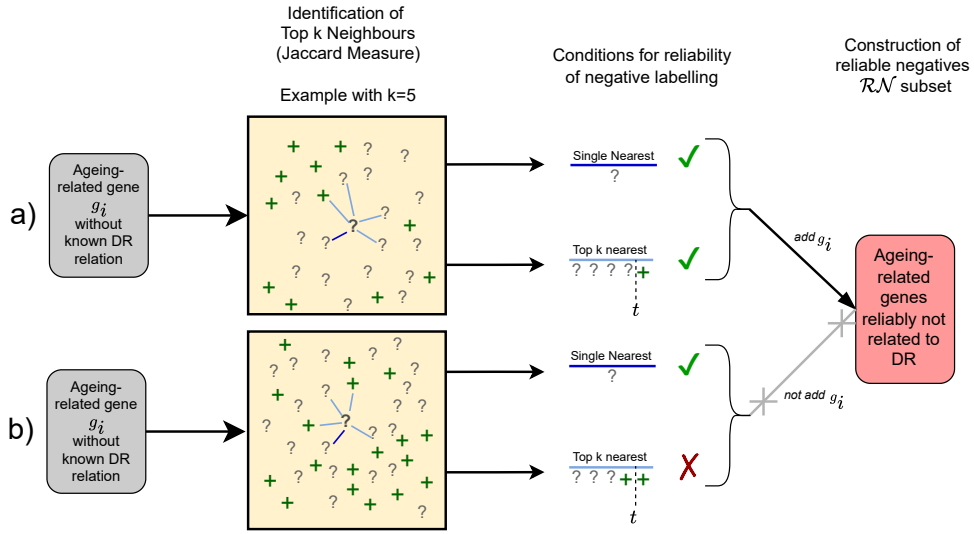


Figure 3: Similarity-based reliable negative selection in the proposed two-step PU Learning algorithm. The threshold t (here, $t=0.8$) is the minimum required proportion of unlabelled examples among the k nearest neighbours (here, $k=5$) of an unlabelled example required to consider it a reliable negative. Two different cases are shown: in case (a) the two conditions for a reliable negative are met, i.e. the gene's nearest neighbour is unlabelled (not positive) and 80% of the nearest neighbours are unlabelled; since the gene is confidently not related to DR, it is added to the set of reliable negatives. In case (b), the latter condition is not met; since the gene is not dissimilar enough to known DR-related genes, the gene is not added as a reliable negative, avoiding potential label noise during the training of the classifier in the second step of the PU Learning.

4.1. Features and Classifiers

In Section 2.1 we outlined that each ageing-related gene is represented as a vector of biological features, as well as a binary class label that indicating whether it has a known relation with Dietary Restriction (i.e. whether it belongs to $\mathcal{G}_{\text{DR} \cap \text{AGE}}$).

In this work, we focalize on the two feature sets originally found to be most relevant for the prediction of DR-relatedness by Magdaleno et al. [16]: PathDIP and GO features. Table 1 shows statistics of the two constructed datasets (one per feature type), namely the number of features, the number of genes (examples) in each class and the feature sparsity (percentage of 0-valued features) for each feature type. These two learning scenarios are created as follows:

Algorithm 2 Integration of PU Learning in Cross Validation

```

D: Set of examples
k, t: PU Learning hyperparameters
nf: No. features to use in KNN
Split D into 10 folds D1, ..., D10 ▷ Outer CV
5: for i = 1, ..., 10 do
    DTest ← Di
    DTrain ← D \ Di
    AUCbest ← 0
    for all hyperparameters combination k, do
10:     Split DTrain into 5 folds DTrain1, ..., DTrain5
        for i = 1, ..., 5 do
            DVal ← DTraini
            DLearn ← DTrain \ DTraini
            Train Model with DLearn
15:             F ← Top nf features in with highest Gini Importance in Model
                P, U ← Positive and Unlabelled examples of DLearn
                RN ← ReliableNegatives(P, U, k, t, F)
                Train Model with P and RN ▷ Using all original features
                Predict DVal with Model
20:             if F1Model > F1Best then ▷ Based on average AUC of 5 validation sets
                kbest ← k, tbest ← t, F1best ← F1Model
            Train Model with DTrain and hyperparams Hbest
            F ← Top nf features in with highest Gini Importance in Model
            P, U ← Positive and Unlabelled examples of DTrain
25:            RN ← ReliableNegatives(P, U, kbest, tbest, F)
            Train Model with P and RN ▷ Using all original features
            Predict DTest using Model
        ▷ Final performance is average F1, AUC and G.Mean of Model in the 10 test sets

```

Table 1

Basic statistics of the two used datasets (feature types), with PathDIP [17] and GO [18] features.

Feature Set	Features	Ageing-related Genes	Known DR-Related Genes	Feature Sparsity (%)
PathDIP	1,640	986	110	98.39%
GO	8,640	1,124	114	98.46%

- Using PathDIP [17], each gene is represented by binary features indicating whether or not it belongs to an specific PathDIP pathway; PathDIP, on its own, integrates information from multiple database sources such as Bio-Carta, REACTOME, UniProt, etc.
- Using GO [18], each gene is represented by binary features indicating relation to a specific GO term or any of its descendants.

We followed Magdaleno et al.'s work to retrieve ageing-related genes, their features and their known DR-relatedness. To identify ageing-related human genes (\mathcal{G}_{AGE}), the GenAge database [49] was queried for genes that affected ageing phenotype or longevity if modulated in model organisms, and the obtained genes were mapped to their human orthologs using the OMA

Orthology database [50] to obtain the final set of human ageing-related genes. The GenDR database [51] was queried to obtain DR-related genes in model organisms as those that affected the effectiveness of the DR-mediated ageing process in at least one wet lab experiment. Again, these DR-related genes were mapped to their human orthologs using the OMA Orthology database. The ageing-related genes were labelled as DR-related if they belonged to this set of DR-related genes, and PathDIP and GO features were retrieved for all ageing-related genes.

With regard to the classifiers used, since our PU Learning method is classifier-agnostic, we maintain the use of decision tree-based ensemble methods used by previous works; this is to ensure fairness in the comparison of the evaluation. Again, we employed the best two classifiers found in [16], CatBoost and Balanced Random Forest:

- CatBoost (CAT) [33] is a boosting-based ensemble classifier: each base learner is trained sequentially with instance weights determined by the errors of previous base learners in the sequence, progressively reducing the bias in the predictions [52].
- Balanced Random Forest (BRF) [30] is a bagging-based ensemble classifier: each base learner learns independently using a bootstrap sample of the original data, and the high predictive accuracy is obtained through a reduction in variance of the errors, improving the unstable and inaccurate estimations of the weak base learners in isolation [52].

4.2. Evaluation Details

In order to evaluate our proposed PU Learning method for the discovery of new candidate DR-related genes, we performed a dual evaluation, both on the surrogate binary classification task and on the proposed candidate ranking of the most promising novel DR-related genes.

To evaluate predictive performance, given the binary classification task, we measured, for both the original non-PU approach [16] and our proposed PU Learning method, three classic performance metrics [53]: the F1 Measure of the positive class, the Geometric Mean of specificity and sensitivity (G. Mean), and the Area Under the ROC curve (AUC-ROC).

We include G. Mean and AUC-ROC for comparative fairness as the metrics of choice in [16], although AUC-ROC can be unreliable in PU tasks on datasets with class imbalance [54].

We decided to introduce F1 Measure as the main performance indicator, as it is the most popular metric for PU Learning in the literature [55]. It is worth noticing that, because we utilized genuine PU data (i.e. we do not know the real labels of any of the unlabelled examples), all three metrics are an estimation of their real values: they evaluate the performance of the classifier predicting whether the example is a known positive ($Pr(g_i \in \mathcal{G}_{\text{DR} \cap \text{AGE}})$) rather than whether it is a real positive ($Pr(g_i \in \mathcal{G}_{\text{DR} \cap \text{AGE}^+})$). In this regard, the estimation of the F1 Measure of the positive class has desirable properties: Elkan and Noto [20] showed that (1) it will always be a strict underestimation of the real F1 Measure, and (2) it will differ from the real F1 Measure by a constant factor, making it suitable for confidently comparing classifiers on discovery tasks.

We also performed two qualitative evaluations of our best learned model: first, we analyzed the most important features to predict DR-relatedness according to the classifier, based on the Mean Decrease in Impurity [56], and compared those identified in [16]. Second, we produced a ranking of the most promising ageing-related genes for novel DR-relatedness as those unlabelled examples (genes without known DR-relatedness) that are predicted as belonging to the positive class with the highest probability by the model. We inspect the existing literature of the genes in each ranking (the one produced using a non-PU method by Magdaleno et al. [16], and the one produced using our novel PU Learning method), to compare the evidence in the literature linking each gene to biologic mechanisms that could be related to Dietary Restriction.

4.3. Implementation Details

This section covers technical details of the experiments performed to measure the performance of our PU Learning method and the original non-PU Learning methods in [16]:

- We implement and perform all our experiments, both the original non-PU Learning and our PU Learning approach, in a common Python framework. CatBoost and Balanced Random Forest are integrated through the *catboost*¹ and *imbalanced-learn*² packages, respectively. This framework³ is publicly made available to the scientific community for transparency and further experimentation with these methods.

¹<https://catboost.ai/en/docs/>

²<https://imbalanced-learn.org/stable/>

³https://github.com/Kominaru/DR_Gene_Prediction_XofN_PUL

- For result reliability, the evaluation (nested cross-validation and ranking of candidate genes) of each method is averaged over 10 executions with random state seeds (14, 33, 39, 42, 727, 1312, 1337, 56709, 177013, 241543903).
- For the original non-PU Learning method, we replicate the original hyperparameter space and grid search procedure performed in [16]. For our PU Learning method, we tune the PU Learning hyperparameters as described in Section 3.
- We run all our experiments in a dedicated machine with 32GB RAM, i9-10980 Intel©CPU, NVIDIA RTX 3070 GPU, and Windows 10 OS.

5. Results

This sections covers the results of our PU Learning approach for detecting novel DR-related genes among ageing-related genes, comparing it with the non-PU Learning approach recently introduced in [16]. We compare the two approaches' predictive performance results, most important predictive features, and most promising candidate genes for novel DR-relatedness.

5.1. Predictive performance

Table 2 shows the predictive performance results (for the three metrics introduced in Section 4) of our PU Learning method and the original non-PU Learning method used in [16]. For both methods, we consider two classifiers (CatBoost and Balanced Random Forest) and two biological feature sets (PathDIP pathways and GO terms).

The best results for each metric (AUC-ROC, G. Mean and F1 Score) are all obtained with our PU Learning method, showing statistical difference on two-tailed t-tests with $\alpha = 0.05$ against all other results. We highlight the relevance of the F1 Score, maximized by the PU Learning approach using {PathDIP, CAT}, as it is the most informative performance metric in PU Learning tasks [55]. As such, overall, our PU Learning method exhibits a stronger predictive performance than the original non-PU Learning approach by Magdaleno et al. [16].

Comparing the non-PU Learning and PU Learning approaches in each isolated {Features, Classifier} scenario, in both GO scenarios ({GO, CAT} and {GO, BRF}) the PU Learning approach outperformed the original non-PU method for all three performance metrics. In the

Table 2

Machine Learning performance of the original non-PU Learning method and our proposed PU Learning method in the identification of DR-related genes among ageing-related genes, considering two feature sets and two classifiers. Results represent average performance across 10 executions of the nested cross-validation procedure. For each metric, the best result is bolded and a dagger (†) represents statistical significance against all other results (in the other 7 rows) on two-tailed t-tests with $\alpha = 0.05$.

Method	Features	Classifier	Performance (avg of 10 runs)		
			AUC-ROC	G. Mean	F1 Score
Original	PathDIP	CAT	0.829	0.717	0.522
		BRF	0.825	0.752	0.450
	GO	CAT	0.832	0.654	0.463
		BRF	0.827	0.755	0.377
PU Learning	PathDIP	CAT	0.829	0.750	0.537†
		BRF	0.815	0.728	0.381
	GO	CAT	0.838†	0.726	0.491
		BRF	0.829	0.763†	0.380

{PathDIP, CAT} scenario, our PU-based model outperformed the non-PU Learning one in terms of F1 Score and G.Mean, exhibiting equivalent AUC-ROC. Only in one scenario ({PathDIP, BRF}) the usage of the PU Learning approach did not benefit the predictive performance; in this scenario, it seems that the benefits of a more reliable negative example labelling for training may not have compensated for the performance penalty that reducing the number of available training examples causes to a bagging-based method like BRF.

Overall, the best performance among all options in Table 2 was observed for the PU Learning approach in the {PathDIP, CatBoost} scenario, since it shows the statistically best result for the most important metric (the F1 Score) and exhibits competitive results in the other two metrics (AUC-ROC and G. Mean). As such, owing to an overall higher performance in these experiments involving two classifiers, two feature sets and three performance metrics, we can conclude that the proposed PU Learning approach is superior to state-of-the-art non-PU Learning methods in the identification of DR-related genes among ageing-related genes, and therefore should produce more reliable rankings of top candidates for DR-relatedness among genes without known relationship to DR.

5.2. Analysis of most important predictive features

Table 3 shows the 5 most important features in the best models learnt for predicting DR-relatedness, namely: the top 5 features reported in [16] for the best model using the original non-PU-learning approach (left), and the top 5 features in the best model learned by our PU Learning approach (right). This is a well-controlled comparison between the two approaches, as both sets of top-5 features were obtained in the PathDIP, CatBoost scenario. These feature importance values, as in the original work, were computed using the Mean Decrease in Impurity, which measures to what extent the splits with a given feature decrease the Gini Index across the trees in the ensemble [56].

In Table 3, three features ranked in the top-5 features for both approaches: KEGG pathway map04140 (Autophagy – animal), KEGG pathway map04213 (Longevity regulating pathway – multiple species), and WikiPathway WP2884 (NRF2). While “Longevity regulating pathway – multiple species” is a very broad KEGG pathway without clear relation to Dietary Restriction, there is good support in the literature for pathways map04140 and WP2884: autophagy inhibition tends to attenuate the anti-ageing effects of Calorie Restriction (CR), and a review on CR and autophagy has concluded that there is strong evidence that fasting and CR promote autophagy in a wide variety of tissues and organs [57]. Nuclear factor erythroid 2-related factor 2 (NRF2) is a transcription factor with activity regulated by Dietary Restriction that affects the expression of several enzymes with antioxidant and detoxifying functions [58].

Among the top-5 predictive features for the non-PU Learning approach reported in [16], NetPath Pathway_BDNF (Brain-derived neurotrophic factor) and Reactome R-HSA-8953897 (Cellular responses to external stimuli) are not among the top-5 features for our PU Learning method. Interestingly, it was noted in [16] that, among their reported top-5 features, only Pathway_BDNF and R-HSA-8953897 did not show significantly different degree of occurrence between genes with and without known DR relation, so the support for these features is weaker than for the other top-5 features. This was detected by the proposed PU Learning approach, which only ranked Pathway_BDNF and R-HSA-8953897 63rd and 34th, respectively, in terms of feature importance for predicting DR-relatedness.

Among the top-5 predictive features in our best PU Learning-based model, two features are not among the top-5 features reported for the best model in [16]: WikiPathways WP534 (Glycolysis and gluconeogenesis) and EHMN.11 pathway (Fructose and mannose metabolism). Upon review of the existing scientific literature, there exists support for a significant role of these pathways in Calorie Restriction. Regarding WP534, in recent experiments quantifying the hepatic proteome of mice exposed to graded levels of Calorie Restriction (from 0% to 40%) for 3 months, one of the metabolic pathways most significantly stimulated by an increase in the level of Calorie Restriction was the glycolysis/gluconeogenesis pathway [59]. In addition, glycolysis and gluconeogenesis were considerably up-regulated in the kidney tissue of rats undergoing Calorie Restriction for 6 months [60]. Regarding EHMN.11, in a study to investigate the successful maintenance of weight loss in people after 8 weeks of low-calorie diet where people were classified as weight maintainers or weight regainers, an analysis of subcutaneous adipose tissue gene expression showed that the low-calorie diet caused a decrease in the fructose and mannose metabolism pathway in the weight regainer group [61].

When comparing the two sets of top-5 features identified by the two approaches in Table 3, it is worth recalling that the PU Learning-based model obtained better predictive performance than the non-PU model, as reported in Section 5.1. Therefore, it is reasonable to consider that the top-5 features identified by the PU Learning-based model are stronger, more reliable predictors of DR-relatedness than the top-5 features reported in [16].

5.3. Analysis of the Most Promising Candidate DR-related Genes

We employed the overall best method in Section 5.1 (the proposed PU learning method using PathDIP as feature set and CatBoost as classifier), to obtain the ranking of the most promising candidate ageing-related genes for novel DR-relatedness. For consistency with the evaluation scheme adopted in [16], which uses non-PU Learning methods, we report here the top-7 genes in the obtained ranking for each method.

Table 4 shows these top-7 most promising genes as identified in [16] (left) and by our PU-learning method (right); there is an overlap of 3 genes (*TSC1*, *GCLM*, *IRS2*) and 4 differing genes between the two approaches. Among the top-7 genes identified in [16], the 4 genes not

Table 3

Top 5 important features used to predict DR-relatedness using Magdaleno et al.'s non-PU Learning method [16] and our PU Learning algorithm, using PathDIP as feature set and CatBoost as classifier. The feature importance used is the Mean Decrease in Impurity (MDI) based on the Gini Index, and results represent average importances over 10 executions of the nested cross-validation procedure, normalised to the [0, 100] range. Features common to both approaches are shown in *italics*.

Original non-PU-Learning method			KNN-based PU-Learning method		
Feature	Definition	Score	Feature	Definition	Score
<i>KEGG.2</i> <i>(map04140)</i>	Autophagy - animal	100.00	<i>WikiPathways.37</i> <i>(WP2884)</i>	NRF2	100.00
<i>KEGG.30</i> <i>(map04213)</i>	Longevity regulating pathway - multiple species	45.35	<i>KEGG.2</i> <i>(map04140)</i>	Autophagy - animal	72.52
NetPath.23 (Pathway_BDNF)	Brain-derived neurotrophic factor	38.95	<i>KEGG.30</i> <i>(map04213)</i>	Longevity regulating pathway - multiple species	56.32
REACTOME.10 (R-HSA-8953897)	Cellular responses to external stimuli	37.79	WikiPathways.57 (WP534)	Glycolysis and gluconeogenesis	47.85
<i>WikiPathways.37</i> <i>(WP2884)</i>	NRF2	34.88	EHMN.11	Fructose and mannose metabolism	43.97

occurring in the list of top-7 genes identified in this work are *GOT2*, *GOT1*, *CTH* and *SESN2*, ranked 10th, 11th, 23rd and 115th by our PU learning approach, respectively. Conversely, among the top-7 genes identified by the PU learning approach, 4 candidate DR-related genes do not occur in the list of top-7 genes identified in [16]: *IRS1*, *PRKAB1*, *PRKAB2* and *PRKAG1*. In the following paragraphs we discuss how evidence from the relevant literature supports the possible DR-relatedness of these 4 candidate DR-related genes identified by our PU Learning-based method (which should identify more reliable candidate genes owing to its higher predictive performance, as discussed in Section 5.1).

The *PRKAB1* and *PRKAB2* genes encode two isoforms of AMPK's regulatory β -subunit ($\beta1$ and $\beta2$) [62]; and *PRKAG1* encodes an isoform of AMPK's regulatory subunit $\gamma1$ [63]. In previous research, fasting for 24 hours increased the gene expression of AMPK $\beta1$ - and $\beta2$ -subunits in the hypothalamus of chicks [64]. In addition, experiments with a mouse model of Parkinson's disease showed that the hormone ghrelin mediated the neuroprotective effect of Calorie Restriction, and that the selective deletion of AMPK $\beta1$ - and $\beta2$ -subunits in dopamine neurons prevented ghrelin-induced AMPK phosphorylation and neuroprotection [65].

Table 4

Top 7 candidate genes for novel DR-relatedness, i.e. genes without known DR association but with the highest likelihood of being DR related, for both the state-of-the-art non-PU Learning method and our proposed PU Learning algorithm. The DR-Probability is the output of the model for each gene, here averaged across 10 runs of the nested cross-validation procedure. Genes common to both rankings are shown in *italics*.

Original non-PU-Learning method		KNN-based PU-Learning method	
Gene	DR-Probability	Gene	DR-Probability
GOT2	0.86	<i>TSC1</i>	0.97
GOT1	0.85	<i>GCLM</i>	0.94
<i>TSC1</i>	0.85	IRS1	0.93
CTH	0.85	PRKAB1	0.92
<i>GCLM</i>	0.82	PRKAB2	0.90
<i>IRS2</i>	0.80	PRKAG1	0.90
SENS2	0.80	<i>IRS2</i>	0.90

PRKAG1 has shown to have an important role in the fasting-refeeding cycle associated with DR in killifish [66]: in young killifish, the fasting-refeeding cycle triggers an oscillatory regulation pattern in the expression of genes encoding the AMPK regulatory subunits $\gamma 1$ and $\gamma 2$, where fasting induces $\gamma 2$ and suppresses $\gamma 1$, whereas refeeding induces $\gamma 1$ and suppresses $\gamma 2$. This regulation pattern is blunted in old age, resulting in reduced PRKAG1 expression, which leads to chronic metabolic quiescence. Transgenic killifish with sustained AMPK- $\gamma 1$ avoided that metabolic quiescence, leading to a more youthful feeding and fasting response in older killifish, with improved metabolic health. Hence, Ripa et al. [66] have proposed that the selective stimulation of AMPK- $\gamma 1$ could be a good strategy to reinstate the beneficial response of a late-life DR through the maintenance of a correct refeeding response.

Regarding IRS1, experiments have shown a 109% in tyrosine-phosphorylated *IRS1* in insulin-treated muscles from rats on CR by comparison with control (fed *ad libitum*) rats [67], while experiments with mice lacking *IRS1* showed that the *IRS1*-encoded protein is not required for the CR-induced increase in insulin-stimulated glucose transport in skeletal muscle, and the absence of *IRS1* did not modify any of the measured characteristic adaptations of CR [68].

6. Conclusions

Dietary Restriction (DR) is one of the most popular and successful anti-ageing interventions in the field and scientific literature. This work has tackled the task of using Machine Learning methods to discover new genes potentially associated with DR, among a set of ageing-related genes. Under a binary classification task, previous research work in the field treated all genes without known DR association as negative examples when training the classifier, breaking core assumptions of the knowledge discovery task, degrading the performance of the trained classifiers, and reducing the reliability of the produced list of candidate DR-associated genes.

To overcome this issue, we have proposed a novel, two-step Positive-Unlabelled (PU) Learning methodology for gene prioritisation: first, treating all genes without known DR association as unlabelled samples, we employ a similarity-based, KNN-inspired selection of reliable negative examples (non-DR-related) among all unlabelled examples; then, our PU Learning method uses only those reliable negatives and all the positive instances to learn a final classifier that distinguishes between positive (DR-related) and negative (non-DR-related) genes.

We have tested the proposed PU Learning method on the task of novel DR-related gene discovery, experimenting with two different feature sets (PathDIP pathways and Gene Ontology terms) and two decision tree-based ensemble classifiers (CatBoost and Balanced Random Forest). Our PU learning method significantly outperformed the existing non-PU Learning state-of-the-art approach in all three relevant predictive accuracy metrics: F1 Score, Geometric mean of sensitivity and specificity, and the Area Under the ROC curve (AUC-ROC).

We also utilize the DR-relatedness predictions of our best model (in the {PathDIP, CatBoost} scenario) to generate a ranking of top candidate genes for novel DR-relatedness as the final gene prioritisation task. Compared to the list of promising candidates reported with non-PU methodologies, the ranking provided by our PU Learning-based method includes several promising potential DR-related genes, showing only a partial overlap with the original. As this new list of top candidate genes was produced with a classifier that significantly outperformed the best classifier in [16], the potential for DR-relatedness of our proposed genes is more reliable than those proposed by Magdaleno et al., from a Machine Learning standpoint. Upon a curation

of the relevant scientific literature, we also find existing evidence that supports the potential relation of the predicted top promising genes to the mechanisms of Dietary Restriction.

We identify different avenues for future research: (1) As this work focused on computational experiments only, the potential role of the identified candidate genes in Dietary Restriction is yet to be validated in future-wet lab experiments. (2) Per the findings in [16], where simultaneously learning from multiple types of features worsened classifier performance, we focalize our experiments in PathDIP pathways and GO terms as feature types, without combining them; it is possible that using the proposed PU Learning approach might enable combinations of feature types to increase predictive performance. (3) To avoid convolution of the experiments, we chose not to modify the classifiers used or their hyperparameters when compared to previous works; a more precise tuning of classifier configurations could further increase the predictive performance of the proposed PU Learning method in gene prioritization scenarios.

Acknowledgements

This research work has been funded by MICIU/AEI/10.13039/501100011033 and ESF+ (grant FPU21/05783), MICIU/AEI/10.13039/501100011033/ and *ERDF A way of making Europe* (grant PID2019-109238GB-C22), and by the Xunta de Galicia (Grant ED431C 2022/44) with the European Union ERDF funds. CITIC, as Research Center accredited by Galician University System, is funded by “Consellería de Cultura, Educación e Universidade from Xunta de Galicia”, supported in an 80% through ERDF Operational Programme Galicia 2014-2020, and the remaining 20% by “Secretaría Xeral de Universidades” (Grant ED431G 2019/01).

CRedit authorship contribution statement

Jorge Paz-Ruza: Conceptualization, Methodology, Software, Investigation, Writing - Original Draft, Writing – Review & Edit. **Alex A. Freitas:** Conceptualization, Methodology, Writing - Original Draft, Writing - Review & Editing, Supervision. **Amparo Alonso-Betanzos:** Conceptualization, Writing - Review & Editing, Supervision. **Bertha Guijarro-Berdiñas:** Conceptualization, Writing - Review & Editing, Supervision.

References

- [1] C. López-Otín, L. Galluzzi, J. M. P. Freije, F. Madeo, G. Kroemer, Metabolic control of longevity, *Cell* 166 (2016) 802–821.
- [2] L. Partridge, The new biology of ageing, *Philosophical Transactions of the Royal Society B: Biological Sciences* 365 (2010) 147–154.
- [3] L. Guarente, C. Kenyon, Genetic pathways that regulate ageing in model organisms, *Nature* 408 (2000) 255–262.
- [4] D. Melzer, L. C. Pilling, L. Ferrucci, The genetics of human ageing, *Nature Reviews Genetics* 21 (2020) 88–101.
- [5] J. Most, V. Tosti, L. M. Redman, L. Fontana, Calorie restriction in humans: an update, *Ageing research reviews* 39 (2017) 36–45.
- [6] M. Das, I. Gabriely, N. Barzilai, Caloric restriction, body fat and ageing in experimental models, *obesity reviews* 5 (2004) 13–19.
- [7] E. Kirk, D. N. Reeds, B. N. Finck, M. S. Mayurranjan, B. W. Patterson, S. Klein, Dietary fat and carbohydrates differentially alter insulin sensitivity during caloric restriction, *Gastroenterology* 136 (2009) 1552–1560.
- [8] J. G. Wood, B. Rogina, S. Lavu, K. Howitz, S. L. Helfand, M. Tatar, D. Sinclair, Sirtuin activators mimic caloric restriction and delay ageing in metazoans, *Nature* 430 (2004) 686–689.
- [9] E. Bergamini, G. Cavallini, A. Donati, Z. Gori, The role of autophagy in aging: Its essential part in the anti-aging mechanism of caloric restriction, *Annals of the New York Academy of Sciences* 1114 (2007) 69–78.
- [10] G. López-Lluch, P. Navas, Calorie restriction as an intervention in ageing, *The Journal of physiology* 594 (2016) 2043–2060.
- [11] T. S. de Carvalho, Calorie restriction or dietary restriction: how far they can protect the brain against neurodegenerative diseases?, *Neural Regeneration Research* 17 (2022) 1640–1644.
- [12] C. Angermueller, T. Pärnamaa, L. Parts, O. Stegle, Deep learning for computational biology, *Molecular systems biology* 12 (2016) 878.
- [13] K. A. Shastri, H. Sanjay, Machine learning for bioinformatics, *Statistical modelling and machine learning principles for bioinformatics techniques, tools, and applications* (2020) 25–39.
- [14] C. Kern, P. Manescu, M. Cuffaru, C. Au, A. Zhange, H. Wang, A. F. Gilliat, M. Ezcurra, D. Gems, Machine learning predicts lifespan and underlying causes of death in aging *c. elegans*, *bioRxiv* (2024) 2024–03.
- [15] F. Fabris, J. P. d. Magalhães, A. A. Freitas, A review of supervised machine learning applied to ageing research, *Biogerontology* 18 (2017) 171–188.
- [16] G. D. Vega Magdaleno, V. Beshpalov, Y. Zheng, A. A. Freitas, J. P. De Magalhaes, Machine learning-based predictions of dietary restriction associations across ageing-related genes, *BMC bioinformatics* 23 (2022) 1–28.
- [17] S. Rahmati, M. Abovsky, C. Pastrello, I. Jurisica, pathdip: an annotated resource for known and predicted human gene-pathway associations and pathway enrichment analysis, *Nucleic acids research* 45 (2017) D419–D426.

- [18] M. Ashburner, C. A. Ball, J. A. Blake, D. Botstein, H. Butler, J. M. Cherry, A. P. Davis, K. Dolinski, S. S. Dwight, J. T. Eppig, et al., Gene ontology: tool for the unification of biology, *Nature genetics* 25 (2000) 25–29.
- [19] M. Kanehisa, S. Goto, Kegg: kyoto encyclopedia of genes and genomes, *Nucleic acids research* 28 (2000) 27–30.
- [20] C. Elkan, K. Noto, Learning classifiers from only positive and unlabeled data, in: *Proceedings of the 14th ACM SIGKDD international conference on Knowledge discovery and data mining*, 2008, pp. 213–220.
- [21] F. Li, S. Dong, A. Leier, M. Han, X. Guo, J. Xu, X. Wang, S. Pan, C. Jia, Y. Zhang, et al., Positive-unlabeled learning in bioinformatics and computational biology: a brief review, *Briefings in bioinformatics* 23 (2022) bbab461.
- [22] R. Kiryo, G. Niu, M. C. Du Plessis, M. Sugiyama, Positive-unlabeled learning with non-negative risk estimator, *Advances in neural information processing systems* 30 (2017).
- [23] J. Bekker, J. Davis, Learning from positive and unlabeled data: A survey, *Machine Learning* 109 (2020) 719–760.
- [24] F. Fabris, A. A. Freitas, New kegg pathway-based interpretable features for classifying ageing-related mouse proteins, *Bioinformatics* 32 (2016) 2988–2995.
- [25] R. Oughtred, C. Stark, B.-J. Breitkreutz, J. Rust, L. Boucher, C. Chang, N. Kolas, L. O'Donnell, G. Leung, R. McAdam, et al., The biogrid interaction database: 2019 update, *Nucleic acids research* 47 (2019) D529–D541.
- [26] G. Consortium, The gtex consortium atlas of genetic regulatory effects across human tissues, *Science* 369 (2020) 1318–1330.
- [27] S. van Dam, T. Craig, J. P. de Magalhães, Genefriends: a human rna-seq-based gene and transcript co-expression database, *Nucleic acids research* 43 (2015) D1124–D1132.
- [28] J. Rainer, Ensdb. hsapiens. v86, *Bioconductor* (2017).
- [29] L. Grinsztajn, E. Oyallon, G. Varoquaux, Why do tree-based models still outperform deep learning on typical tabular data?, *Advances in neural information processing systems* 35 (2022) 507–520.
- [30] C. Chen, A. Liaw, L. Breiman, Using Random Forest to Learn Imbalanced Data, Technical Report 666, Department of Statistics, UC Berkley, 2004. URL: <http://xtf.lib.berkeley.edu/reports/SDTRWebData/accessPages/666.html>.
- [31] T. Chen, C. Guestrin, Xgboost: A scalable tree boosting system, in: *Proceedings of the 22nd acm sigkdd international conference on knowledge discovery and data mining*, 2016, pp. 785–794.
- [32] X.-Y. Liu, J. Wu, Z.-H. Zhou, Exploratory undersampling for class-imbalance learning, *IEEE Transactions on Systems, Man, and Cybernetics, Part B (Cybernetics)* 39 (2008) 539–550.
- [33] L. Prokhorenkova, G. Gusev, A. Vorobev, A. V. Dorogush, A. Gulin, Catboost: unbiased boosting with categorical features, *Advances in neural information processing systems* 31 (2018).
- [34] Y. Zheng, H. Peng, X. Zhang, Z. Zhao, X. Gao, J. Li, Ddi-pulearn: a positive-unlabeled learning method for large-scale prediction of drug-drug interactions, *BMC bioinformatics* 20 (2019) 1–12.

- [35] W. Lan, J. Wang, M. Li, J. Liu, Y. Li, F.-X. Wu, Y. Pan, Predicting drug–target interaction using positive-unlabeled learning, *Neurocomputing* 206 (2016) 50–57.
- [36] C. Kılıç, M. Tan, Positive unlabeled learning for deriving protein interaction networks, *Network modeling analysis in health informatics and bioinformatics* 1 (2012) 87–102.
- [37] H. Song, B. J. Bremer, E. C. Hinds, G. Raskutti, P. A. Romero, Inferring protein sequence-function relationships with large-scale positive-unlabeled learning, *Cell systems* 12 (2021) 92–101.
- [38] D. Zhang, H. Xing, D. Liu, M. Han, P. Cai, H. Lin, Y. Tian, Y. Guo, B. Sun, Y. Le, et al., Discovery of toxin-degrading enzymes with positive unlabeled deep learning, *ACS Catalysis* 14 (2024) 3336–3348.
- [39] K. He, Y. Wang, X. Xie, D. Shao, A multi-task positive-unlabeled learning framework to predict secreted proteins in human body fluids, *Complex & Intelligent Systems* 10 (2024) 1319–1331.
- [40] B. Liu, Y. Dai, X. Li, W. S. Lee, P. S. Yu, Building text classifiers using positive and unlabeled examples, in: *Third IEEE international conference on data mining, IEEE*, 2003, pp. 179–186.
- [41] S. Sellamanickam, P. Garg, S. K. Selvaraj, A pairwise ranking based approach to learning with positive and unlabeled examples, in: *Proceedings of the 20th ACM international conference on Information and knowledge management*, 2011, pp. 663–672.
- [42] T. Cover, P. Hart, Nearest neighbor pattern classification, *IEEE Transactions on Information Theory* 13 (1967) 21–27.
- [43] P. Teisseire, K. Furmańczyk, J. Mielniczuk, Verifying the selected completely at random assumption in positive-unlabeled learning, *arXiv preprint arXiv:2404.00145* (2024).
- [44] P. Jaccard, Étude comparative de la distribution florale dans une portion des alpes et des jura, *Bull Soc Vaudoise Sci Nat* 37 (1901) 547–579.
- [45] T. T. Tanimoto, Elementary mathematical theory of classification and prediction (1958).
- [46] N. Altman, M. Krzywinski, The curse (s) of dimensionality, *Nat Methods* 15 (2018) 399–400.
- [47] K. Grabczewski, N. Jankowski, Feature selection with decision tree criterion, in: *Fifth International Conference on Hybrid Intelligent Systems (HIS'05)*, IEEE, 2005, pp. 6–pp.
- [48] C. a. Ratanamahatana, D. Gunopulos, Feature selection for the naive bayesian classifier using decision trees, *Applied artificial intelligence* 17 (2003) 475–487.
- [49] J. P. de Magalhaes, O. Toussaint, Genage: a genomic and proteomic network map of human ageing, *FEBS letters* 571 (2004) 243–247.
- [50] A. M. Altenhoff, C.-M. Train, K. J. Gilbert, I. Mediratta, T. Mendes de Farias, D. Moi, Y. Nevers, H.-S. Radoykova, V. Rossier, A. Warwick Vesztrocy, et al., Oma orthology in 2021: website overhaul, conserved isoforms, ancestral gene order and more, *Nucleic acids research* 49 (2021) D373–D379.
- [51] R. Tacutu, D. Thornton, E. Johnson, A. Budovsky, D. Barardo, T. Craig, E. Diana, G. Lehmann, D. Toren, J. Wang, et al., Human ageing genomic resources: new and updated databases, *Nucleic acids research* 46 (2018)

D1083–D1090.

- [52] P. Bühlmann, Bagging, boosting and ensemble methods, *Handbook of computational statistics: Concepts and methods* (2012) 985–1022.
- [53] N. Japkowicz, M. Shah, *Evaluating learning algorithms: a classification perspective*, Cambridge University Press, 2011.
- [54] M. Bekkar, H. K. Djemaa, T. A. Alitouche, Evaluation measures for models assessment over imbalanced data sets, *J Inf Eng Appl* 3 (2013).
- [55] J. D. Saunders, A. A. Freitas, Evaluating the predictive performance of positive-unlabelled classifiers: a brief critical review and practical recommendations for improvement, *ACM SIGKDD Explorations Newsletter* 24 (2022) 5–11.
- [56] G. Louppe, L. Wehenkel, A. Suter, P. Geurts, Understanding variable importances in forests of randomized trees, *Advances in neural information processing systems* 26 (2013).
- [57] M. Bagherniya, A. Butler, G. Barreto, A. Sahebkar, The effect of fasting or calorie restriction on autophagy induction: A review of the literature, *Ageing Res Rev.* 47 (2018) 183–197.
- [58] A. Vasconcelos, N. Dos Santos, C. Scavone, C. Munhoz, Nrf2/are pathway modulation by dietary energy regulation in neurological disorders, *Front Pharmacol.* 10 (2019).
- [59] L. Wang, D. Deros, X. Huang, S. Mitchell, A. Douglas, D. Lusseau, Y. Wang, J. Speakman, Impact of graded calorie restriction on protein expression in the liver, *J Gerontol A Biol Sci Med Sci.* 78 (2023) 1125–1134.
- [60] J. Chen, C. Velalar, R. Ruan, Identifying the changes in gene profiles regulating the amelioration of age-related oxidative damages in kidney tissue of rats by the intervention of adult-onset calorie restriction, *Rejuvenation Research* 11 (2008) 757–763.
- [61] D. Mutch, H. Tune, M. Pers, R. Temanni, P. Marquez-Quinones, J. e. a. Holst, C. Martinez, A distinct adipose tissue gene expression response to caloric restriction predicts 6-mo weight maintenance in obese subjects, *The American journal of clinical nutrition* 94 (2011) 1399–1409.
- [62] O. Katwan, F. Alghamdi, T. Almagbrouk, S. Mancini, S. Kennedy, J. Oakhill, J. Scott, I. Salt, Amp-activated protein kinase complexes containing the beta 2 regulatory subunit are up-regulated during and contribute to adipogenesis, *Biochemical Journal* 476 (2019) 1725–1740.
- [63] H. An, Y. Wang, C. Qin, M. Li, A. Maheshwari, L. He, The importance of the ampk gamma 1 subunit in metformin suppression of liver glucose production, *Scientific Reports* 10 (2020) 10482.
- [64] L. Lei, Z. Lixian, Effect of 24h fasting on gene expression of ampk, appetite regulation peptides and lipometabolism related factors in the hypothalamus of broiler chicks, *Asian-Aust. J. Anim. Sci.* 25 (2012) 1300–1308.
- [65] J. Bayliss, M. Lemus, R. Stark, V. Santos, A. Thompson, D. Rees, S. Galic, J. Elsworth, B. Kemp, J. Davies, Z. Andrews, Ghrelin-ampk signaling mediates the neuroprotective effects of calorie restriction in parkinson's disease, *The Journal of Neuroscience* 36 (2016) 3049–3063.

- [66] R. Ripa, E. Ballhysa, J. Steiner, R. Laboy, A. Annibal, N. Hochhard, C. Latza, L. Dolfi, C. Calabrese, A. Meyer, M. Polidori, R. Muller, A. Antebi, Refeeding-associated *ampk γ 1* complex activity is a hallmark of health and longevity, *Nature Aging* 3 (2023) 1544–1560.
- [67] D. Dean, G. Cartee, Calorie restriction increases insulin-stimulated tyrosine phosphorylation of insulin receptor and insulin receptor substrate-1 in rat skeletal muscle, *Acta Physiol. Scand.* 169 (2000) 133–139.
- [68] A. Gazdag, C. Dumke, C. Kahn, G. Cartee, Calorie restriction increases insulin-stimulated glucose transport in skeletal muscle from *irs-1* knockout mice, *Diabetes* 48 (1999) 1930–1936.