

CUDRT: Benchmarking the Detection of Human vs. Large Language Models Generated Texts

Zhen Tao*¹ | Zhiyu Li*² | Dinghao Xi³ | Wei Xu¹

¹School of Information, Renmin University of China, Beijing, China

²Institute for Advanced Algorithms Research, Shanghai, China

³Department of Digital Economics, Shanghai University of Finance and Economics, Shanghai, China

Correspondence

Corresponding author Dinghao Xi.

Email: xidinghao@mail.shufe.edu.cn

Abstract

The proliferation of large language models (LLMs) has significantly enhanced text generation capabilities across various industries. However, these models' ability to generate human-like text poses substantial challenges in discerning between human and artificial intelligence (AI) authorship. Despite the effectiveness of existing AI-generated text detectors, their development is hindered by the lack of comprehensive, publicly available benchmarks. Current benchmarks are limited to specific scenarios, such as question answering and text polishing, and predominantly focus on English texts, failing to capture the diverse applications and linguistic nuances of LLMs. To address these limitations, this paper constructs a comprehensive bilingual benchmark in both Chinese and English to evaluate mainstream AI-generated text detectors. We categorize LLM text generation into five distinct operations: Creation, Updating, Deletion, Rewriting, and Translation (CUDRT), encompassing all current LLMs activities. We also establish a robust benchmark evaluation framework to support scalable and reproducible experiments. For each CUDRT category, we have developed extensive datasets to thoroughly assess detector performance. By employing the latest mainstream LLMs specific to each language, our datasets provide a thorough evaluation environment. Extensive experimental results offer critical insights for optimizing AI-generated text detectors and suggest future research directions to improve detection accuracy and generalizability across various scenarios. Source code is available at GitHub[†]

KEYWORDS

AI-generated Text, Large Language Models, LLMs Operations, Text Detection, Benchmarking

1 | INTRODUCTION

The emergence and rapid growth of large language models (LLMs) such as ChatGPT (Achiam et al., 2023), LLama (Touvron et al., 2023), and Qwen (J. Bai et al., 2023) is a significant milestone in the field of natural language processing (NLP), driving a revolution in language models' understanding and generation of human language (Zhou et al., 2024). From automatically completing text and chatbots to complex question answering and article generation, LLMs not only enhance the quality of text generation but are also capable of managing a wide range of text generation tasks. However, as LLMs increasingly empower various industries, they also reveal escalating challenges in information security, copyright, and ethics, particularly in their ability to produce text content whose authenticity is challenging to discern (Derner & Batistič, 2023).

Currently, there are numerous methods for detecting and identifying AI-generated texts. Given that human performance in distinguishing between texts generated by LLMs and those written by humans barely surpasses random guessing, research has significantly shifted towards automated detection methods. These methods aim to identify subtle cues that are typically imperceptible to humans. The existing artificial intelligence (AI) text detection methods can be divided into two categories based on their working principles (X. Liu et al., 2023): **metric-based methods** and **model-based methods**. Metric-based methods, such as GLTR (Gehrmann, Strobel, & Rush, 2019), primarily rely on quantitative statistical indicators to evaluate text characteristics, while model-based methods, like RoBERTa (Y. Liu et al., 2019), depend on deep learning models to identify generated texts. Each type of method has its advantages and disadvantages. Metric-based methods offer transparency and are computationally efficient but may lack the ability to capture complex language patterns, leading to lower accuracy (He,

[†]https://github.com/TaoZhen1110/CUDRT_Benchmark

* These authors contributed equally to this work.

Shen, Chen, Backes, & Zhang, 2023). In contrast, model-based methods like RoBERTa provide high accuracy and adaptability through the use of deep learning, but they act as black boxes for detection, lack some interpretability, and require a large amount of labeled data. Consequently, establishing a comprehensive benchmark for detecting and identifying AI-generated texts has thus become a new research focus. Such a benchmark includes evaluating the performance of existing detectors to ensure the legitimacy and safety of LLMs applications.

At present, there are only a limited number of benchmarks available for assessing the performance of AI-generated text detectors. He et al. (He et al., 2023) proposed a new English benchmark framework called MGTBench, which encompasses a variety of text types from academic essays and creative writing to news reporting, providing extensive testing scenarios for detecting machine-generated texts. Yang et al. (L. Yang, Jiang, & Li, 2023) introduced a dataset specifically designed for AI-generated text detection, named Human-ChatGPT Polished Paired Abstracts (HPPT), which includes pairs of original human-written texts and their ChatGPT-polished versions. Although existing benchmark frameworks provide essential references for evaluating text detection systems, they often fail to fully capture the nuances and complexities of text generation in diverse and intricate real-world environments. Consequently, evaluations based on these benchmarks may not accurately reflect the detectors' performance in actual applications. Firstly, existing benchmarks demonstrate significant limitations in covering the range of text generation tasks involving LLMs. They typically concentrate on a single type of text generation, such as question answering (Guo et al., 2023) or text polishing (L. Yang et al., 2023). This narrow focus may not fully capture the extensive range of text generation tasks that LLMs are increasingly capable of handling, such as expansive writing, text completion, and summarization. Such limitation could reduce the effectiveness of evaluation tools in real-world applications, as they fail to capture the varying performance of LLMs across different text generation scenarios. Secondly, current benchmarks are primarily designed for English texts (Xu et al., 2023; Gao et al., 2024), failing to address the linguistic diversity and unique challenges presented by other languages, such as Chinese. Given that the leading LLMs are predominantly developed in the United States and China, this limitation in language coverage is particularly problematic. Furthermore, these benchmarks often rely on datasets created using a limited number of models (Guo et al., 2023; Y. Wang et al., 2023), such as ChatGPT, which may not adequately represent the capabilities and nuances of other mainstream LLMs. Consequently, there is a pressing need for a more comprehensive and versatile benchmark that addresses the limitations of current frameworks, accurately simulating the multifaceted and diverse

environments in which LLMs operate. This inclusive benchmark will facilitate a more accurate and effective evaluation of text generation detection methods across a broader range of scenarios and languages.

Based on previous research and considering the habits of ordinary users in generating text with large language models, as well as the degree of model involvement, we categorize the tasks involving LLMs into five main operations: Create, Update, Delete, Rewrite, and Translate. The "Create" operation includes two forms: "Complete" and "Question Answering". The "Update" operation is divided into "Polish" and "Expand". The "Delete" operation consists of "Summary" and "Refine". In the "Rewrite" operation, LLMs enhance clarity and fluency while maintaining the original meaning. In the "Translate" operation, LLMs mainly handle English-Chinese translation. The specific task details are shown in Table 1.

To evaluate the performance of existing AI-generated text detectors in these text generation scenarios, we create a comprehensive benchmark CUDRT for AI-generated text detection in both Chinese and English. CUDRT is divided into five main sections, each corresponding to one of the five major text generation scenarios involving LLMs. Given the widespread use of LLMs in generating texts for news and academic publications (J. Yang et al., 2024), we have collected texts comprising news articles and academic papers written by humans before the advent of LLMs from both Chinese and English websites. Additionally, we utilize several of the latest well-known LLMs to create AI-generated texts for each task scenario in our dataset. Drawing on our experimental findings, we provide valuable insights into the effective use of AI-generated text detection methods.

The primary contributions of this paper are summarized as follows:

- We define the most comprehensive suite of operations for AI-generated text to date, encompassing "Create", "Update", "Delete", "Rewrite", and "Translate". This framework significantly expands the scope of existing research on how LLMs applied in text generation, offering a structured approach to exploring and evaluating LLMs capabilities in diverse textual scenarios.
- We develop a comprehensive Chinese and English dataset, constructed from news and academic papers. This dataset is designed to assess the performance of existing latest detectors across all scenarios of AI-involved text generation.
- We conduct extensive experiments on our benchmark using various metrics to evaluate the performance of existing AI-generated text detectors. Based on our findings, we provide valuable guidance and recommendations for future researchers and developers of AI-generated text detectors.

TABLE 1 Task composition statistics of CUDRT benchmark.

AI Generated text Operation	Scale	Text composition	Task Description	
Create	Complete	5000	News, Thesis	LLMs predict subsequent text based on the given text, ensuring that the completed text logically and contextually aligns with the initial input.
	Question Answering	5000	Community, Wiki, Medicine, Finance	LLMs act as an expert, providing a detailed answer to the following question.
Update	Polish	5000	News, Thesis	LLMs improve the quality, fluency, and accuracy of the given text to make it more in line with linguistic standards and reader expectations
	Expand	5000	News, Thesis	LLMs generate new text related to the original content but in greater detail, richness, or with more expressed nuances.
Delete	Summary	3000	News	LLMs summarize the given text into a concise and accurate abstract, highlighting the main information and key points of the text.
	Refine	5000	News, Thesis	LLMs simplify, compress, or refine the given text into a form that is more concise, clear, and easy to understand.
Rewrite	5000	News, Thesis	LLMs rephrase the content of the given text to produce a new text that is semantically close to the original but differs in linguistic expression.	
Translate	5000	News	LLMs are primarily used to perform English-Chinese translation.	

Note: The dataset size for each task only indicates the quantity for a single language. Therefore, to calculate the total amount for both Chinese and English, you need to multiply the indicated number by 2.

2 | RELATED WORK

2.1 | Large Language Models

The evolutionary path of language models began with initial rule-based models, developed into statistical-based models, followed by early neural language models, then advanced models that incorporated pre-training strategies, and has now culminated in today’s complex large language models (Chang et al., 2024). Each generation of models has significantly pushed the boundaries of natural language processing technology, enhancing both the depth and breadth of language handling capabilities. Currently, large language models represent the cutting edge in processing and generating natural language text. LLMs can be categorized into open-source and closed-source based on the availability of their parameters (Liang et al., 2023). Open-source models, such as Alibaba Cloud’s Qwen (J. Bai et al., 2023), Meta’s LLaMA (Touvron et al., 2023), and Tsinghua University’s ChatGLM (Du et al., 2022), make their code and training methods public, facilitating further development by researchers. Conversely, closed-source models like OpenAI’s GPT series (Achiam et al., 2023) do not disclose their full code or data, instead offering services via APIs and other methods. LLMs have been extensively applied across various domains of text generation, including creative writing, automated customer service, legal document drafting, and scientific research, demonstrating their versatility and efficacy in producing coherent, contextually relevant, and high-quality text across a wide range of applications. Li et al.

(Li et al., 2024) developed the FlexKBQA framework based on LLMs, addressing the performance decline in Knowledge Base Question Answering (KBQA) due to the lack of high-quality annotated data. Shu et al. (Shu et al., 2024) proposed novel instruction tuning and reinforcement learning strategies for large language models, aimed at optimizing their performance on cross-sentence rewriting tasks. Wang et al. (Y. Wang, 2023) proposed a reference-free machine translation evaluation method, EvLP, inspired by post-editing, to assess the quality of translations polished by large language models. Clusmann et al. (Clusmann et al., 2023) found that LLMs enhanced nursing outcomes by translating medical terminology into layman’s terms and summarizing patient information. Xie et al. (Xie, Cohn, & Lau, 2023) demonstrated that by simply presenting a few example stories as prompts to LLMs, they can generate new stories that rival those written by human authors. Furthermore, LLMs show significant potential in accessing scientific literature and aiding in programming tasks (Nam, Macvean, Hellendoorn, Vasilescu, & Myers, 2024). In this paper, we explore how LLMs are applied across nearly all text generation scenarios, examining the differences in text generation among various open-source and closed-source models.

2.2 | AI-generated Text Detection Method

Due to the increasingly human-like level of text generated by LLMs, relying on manual differentiation of AI-generated text

is not only costly, but also generally low in accuracy. As a variety of LLMs continue to emerge, researchers have increasingly focused on developing targeted AI-generated text detection algorithms to prevent the misuse of these powerful models (Sarzaeim, Doshi, & Mahmoud, 2023). Currently, detectors are primarily categorized based on their working principles and internal architectures, into metric-based and model-based methods (X. Liu et al., 2023; Rouf et al., 2024). Metric-based methods evaluate and identify whether text is generated by artificial intelligence by utilizing a series of quantitative metrics, such as textual consistency, complexity, word rank, and entropy (Rouf et al., 2024). Gehrmann et al. (Gehrmann et al., 2019) proposed a tool GLTR for detecting and visualizing machine-generated text. This method uses statistical approaches to examine the generation probability of each word, its rank in model predictions, and the entropy of the prediction distribution, helping users determine whether a text was generated by an automated language model. Mitchell et al. (Mitchell, Lee, Khazatsky, Manning, & Finn, 2023) proposed DetectGPT, a new method that does not require additional training or data collection. It determines whether a text is generated by a language model by analyzing the curvature in the model's log probability function, thereby enhancing the accuracy of detecting news articles generated by GPT-NeoX. Su et al. (J. Su, Zhuo, Wang, & Nakov, 2023) developed two zero-shot detection methods, DetectLLM-LRR and DetectLLM-NPR, to identify machine-generated text. DetectLLM-LRR uses the Log-Likelihood Log-Rank Ratio (LRR) and can detect text without perturbations efficiently. In contrast, DetectLLM-NPR employs the Normalized Perturbed Log-Rank (NPR), which improves detection accuracy by slightly rewriting the text. Model-based methods involve initially training machine learning or deep learning models on corpora of human-generated and machine-generated texts, and then using these trained models to classify the two types of texts. Guo et al. (Guo et al., 2023) proposed the ChatGPT Detector, a model that uses the RoBERTa architecture as its backbone. The model is fine-tuned on texts generated under various scenarios to enable its multi-functional detection capabilities. Wang et al. (P. Wang et al., 2023) proposed a method called SeqXGPT for detecting AI-generated text at the sentence level. This model uses a list of log probabilities of tokens extracted from a white-box language model as features. It processes these features through convolutional networks and self-attention networks to achieve fine-grained classification of the text. Liu et al. (X. Liu et al., 2023) proposed a machine-generated text detection method COCO, enhancing text coherence under low-resource conditions using contrastive learning. This method optimizes text representation by constructing a graph structure based on entity coherence and employs an improved contrastive loss function, significantly enhancing detection performance on public

datasets. This paper selects mainstream models from these two types of detectors to comprehensively assess their detection performance across various LLMs text generation scenarios.

2.3 | AI-generated Text Detector Evaluation Benchmark

In the development and optimization of AI-generated text detectors, the effective assessment of their performance is a critical and fundamental issue. Following the initial discussion on performance assessment, significant advancements have been made in refining algorithms and enhancing dataset quality to improve the detection accuracy of AI-generated text detectors. This section provides a comprehensive review of existing benchmark literature, with a focusing on the development of benchmarks, the LLM-generated text tasks they cover, and their data sources. Key details regarding these benchmarks are summarized in Table 2 for ease of reference.

In the domain of AI-generated text detection, question answering (QA) datasets were initially widely adopted as benchmarks (Guo et al., 2023; Y. Wang et al., 2024). Briefly, by utilizing LLMs to act as question answering experts, responding to human-posed queries and producing corresponding answers, creating pairs of AI-generated question and answer datasets. Guo et al. (Guo et al., 2023) created a dataset named Human ChatGPT Comparison Corpus (HC3), which included about 40,000 questions along with responses from human experts and ChatGPT. These questions and answers cover multiple domains, including open-domain, computer science, finance, medicine, law, and psychology. The human responses were collected from various publicly available question-and-answer datasets, which include highly rated responses by internet users and wiki-based texts. Given the powerful capabilities of LLMs, and with their widespread application in various text generation tasks, researchers are exploring text generation from other scenarios. This exploration aims to test and improve the performance of detectors, thereby enhancing the models' generalization capabilities and accuracy across multiple contexts. MGTBench (He et al., 2023) generated essays and news articles by providing titles for essays and news, using GPT3.5-turbo to create essays in response to specific writing prompts, or using Claude to generate articles responding to news headlines. Upon the existing HC3 dataset, Su et al. (Z. Su, Wu, Zhou, Ma, & Hu, 2023) further expanded its scope, introducing a new version named HC3 Plus. This dataset includes additional tasks such as translation, summarization, and paraphrasing, which involve AI-generated text in complex contexts. Wang et al. (Y. Wang et al., 2023) introduced a multi-generator, multi-domain, and multi-lingual corpus M4, which not only encompassed various text generation tasks of LLMs

TABLE 2 Summary of existing AI-generated text detection benchmarks.

Benchmark	Data Composition	Scale	Evaluation Metrics	Detectors	LLMs Operations	Language
M4GTBench (Y. Wang et al., 2024)	Student Essays, Peer Reviews	65,177	Accuracy, Precision, Recall, F1-score	RoBERTa, XLM-R, GLTR, SVM	QA, Create	Arabic, Bulgarian, Chinese, Indonesian, Russian, Urdu, Italian, German
MGTBench (He et al., 2023)	Essay, Story, Reuters	3,000	Accuracy, Precision, Recall, F1-score, AUC	Log-Likelihood, Rank, DetectGPT, GLTR, Entropy	Create	English
MULTITuDE (Macko et al., 2023)	News	44,786	Accuracy, Precision, Recall, F1-score, FPR, FNR, AUC	RoBERTa, GPT-2, ELECTRA, GLTR, Rank, GPTZero	Create	English, Spanish, Russian
HC3 (Guo et al., 2023)	Baike, Reddit, Wiki, Community	44,425	F1-score	RoBERTa, GLTR	QA	Chinese, English
HPPT (L. Yang et al., 2023)	Abstract	6,050	Accuracy, AUC	GPTZero, DetectGPT, GPT-2, RoBERTa	Polish	English
MixSet (Gao et al., 2024)	News, Abstract, Email	3,600	Accuracy	Log-Likelihood, GLTR, DetectGPT, Radar, Entropy	Polish, Rewrite	Complete, English
M4 (Y. Wang et al., 2023)	Wiki, Reddit, Abstract	122,481	Accuracy, Precision, Recall, F1-score	RoBERTa, GLTR, NELA	Create	English, Chinese, Russian
AIG-ASAP (Peng, Zhou, He, Sun, & Sun, 2024)	Students Essays	1,000	Accuracy, AUC	RoBERTa, CheckGPT, ArguGPT	Rewrite	English
CUDRT(Ours)	News, Paper, Baike, Wiki, Community, Reddit	480,000	Accuracy, Precision, Recall, F1-score	MPU, RoBERTa, XLNet	Create, Update, Delete, Rewrite, Translate	Chinese, English

such as news writing, question answering, and academic paper abstracts, but also included texts in multiple languages, reflecting the text generation capabilities in multilingual environments. Despite ongoing improvements and refinements in current benchmarks for AI-generated text detectors, they still fall short in covering the breadth of text generation operations, failing to comprehensively encompass the extensive applications of LLMs. Therefore, to enhance the adaptability and accuracy of AI-generated text detection models, there is an urgent need to update and expand the benchmarks so that they can more comprehensively reflect and test the performance of LLMs in practical applications. The detection of AI-generated text can be considered a classification problem. Consequently, the performance of AI-generated text detectors is typically evaluated using common metrics from classification tasks, including Accuracy, Precision, Recall, and the F1 Score. These metrics collectively reflect the detector’s effectiveness in various aspects, primarily providing comprehensive information about the model’s recognition accuracy.

3 | THE CUDRT BENCHMARK

As LLMs technology advances and its performance improves, the texts generated by LLMs have become highly similar to human writing. This high degree of realism has led to the widespread application of LLMs in multiple fields, which also introduces potential risks of misuse. To address the potential misuse of highly realistic AI-generated texts, numerous

studies have focused on developing detection methods for AI-generated text, aiming to differentiate between text written by humans and that produced by LLMs. However, it is essential to systematically evaluate the effectiveness of these detection methods to ensure their reliability and accuracy. This assessment should focus on the performance of the detectors across various application scenarios of LLMs, different texts generated by these models, and multiple languages. Additionally, the adaptability of these methods to the continuously evolving capabilities of LLMs presents significant challenges, necessitating ongoing research and development. To enhance the accuracy and robustness of these detection methods, especially against constantly evolving LLMs that strive to mimic human-like writing, we must rigorously test them in various text-generation scenarios that mimic real-world conditions. This also helps to mitigate the risks associated with the misuse of LLMs.

However, the shortcomings of the current benchmarks for AI-generated text detectors are also quite apparent. Most existing benchmarks mainly focus on fewer individual text generation tasks, such as question answering, text polishing, and content creation. They less frequently address other LLMs-involved text operations, such as automatic summarization or translation, limiting a comprehensive evaluation of the detectors’ performance. Additionally, with the rapid advancement of Chinese LLMs, there is an urgent need for Chinese benchmark to evaluate the effectiveness of the latest detectors on Chinese text. Given that Chinese is the most widely spoken language, and

most existing benchmarks prioritize English without fully considering the unique characteristics of the Chinese language, this requirement is particularly critical.

To address the shortcomings of current benchmarks as previously discussed, this study proposes a comprehensive benchmarking framework named CUDRT, designed to evaluate AI-generated text detectors across multiple text generation scenarios and in both Chinese and English. Figure 1 shows the details of our CUDRT benchmark framework. Recognizing the limitations of existing benchmarks that focus narrowly on certain tasks and predominantly in English, our benchmark extends to include operations such as "Create", "Update", "Delete", "Rewrite", and "Translate", encompassing a wider range of LLMs' capabilities in text manipulation. We will describe the evaluation tasks and datasets that we designed for each CUDRT application scenario type.

3.1 | Problem Definition

In this paper, we first curated a comprehensive dataset encompassing various sub-operations of AI text generation. We then utilized the most commonly used AI-generated text detectors to perform the detection tasks. Given a dataset $\{(x_i, y_i)\}_{i=1}^N$, where x_i represents text content, and $y_i \in \{0, 1\}$ denotes the ground truth label indicating the presence or absence of AI-generated text, the AI-generated text detection can be defined as follows:

$$\min_f \mathbb{E}_{(x,y) \sim \mathcal{D}} [\mathbb{1}\{f(x) \neq y\}], \quad (1)$$

where our objective is to find a classifier f that minimizes the average misclassification rate over the dataset. The indicator function $\mathbb{1}\{f(x_i) \neq y_i\}$ takes the value 1 if the classifier f incorrectly labels the input x_i , and 0 otherwise. The inputs x_i follow different distributions conditional on y_i :

$$x_i | y_i = 0 \sim \mathcal{T}_H \quad \text{and} \quad x_i | y_i = 1 \sim \mathcal{T}_A \quad (2)$$

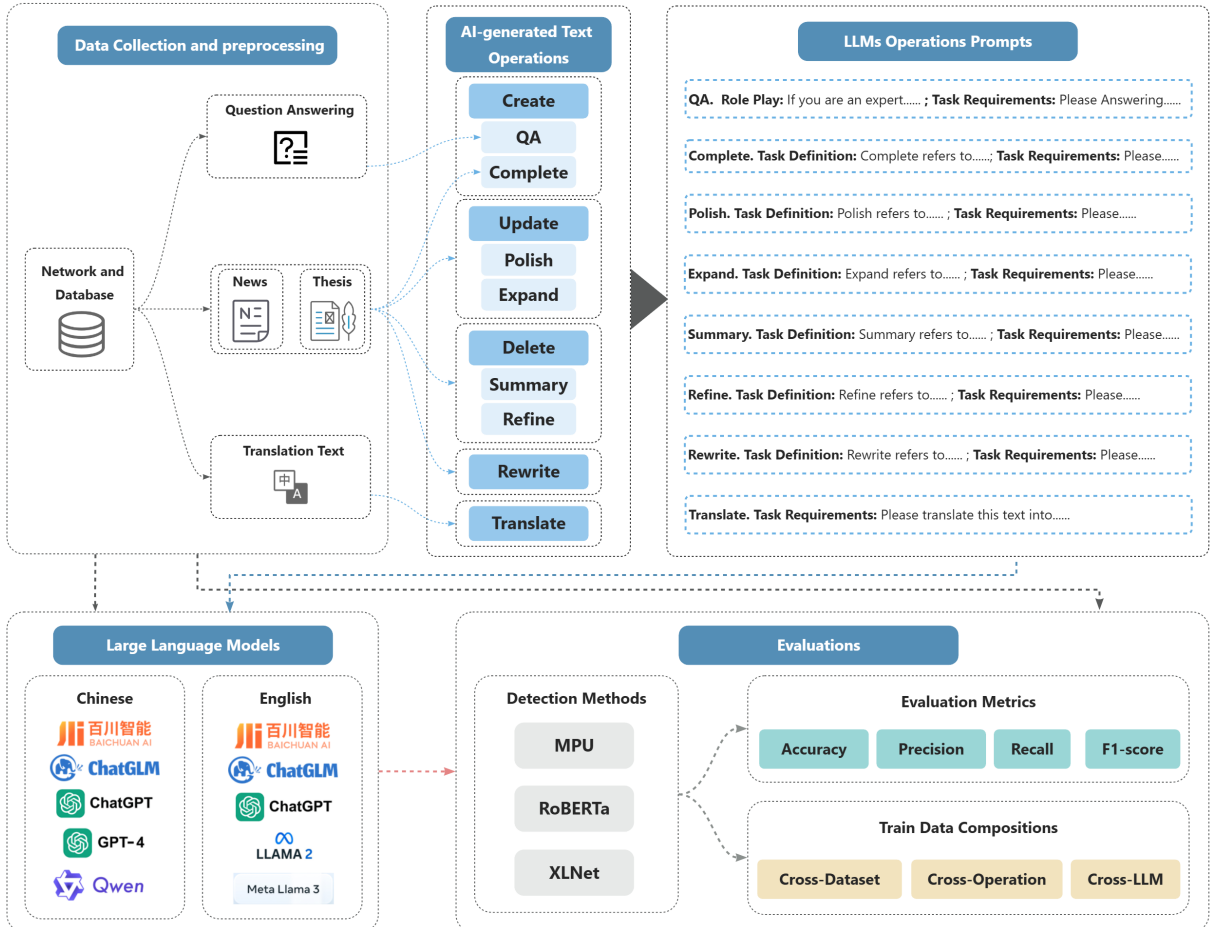


FIGURE 1 Illustration of the CUDRT benchmark framework.

where \mathcal{T}_H and \mathcal{T}_A represent the human and AI generated texts, respectively.

3.2 | Data Collection and Pre-processing

To create our dataset of AI and human text comparisons, we need to ensure the purity of human texts before generating LLMs texts. This is crucial to maintain the authenticity and fairness of our detection process. Therefore, to ensure that the source texts for creating the dataset consist solely of human-written content, without any AI-generated material, we have selected texts from 2016 and earlier, predating the emergence of LLMs. For the operations of "Complete", "Polish", "Expand", "Summary", "Refine", and "Rewrite", we choose news articles and academic papers as our data sources, which are the two most widely used fields of LLMs (Stokel-Walker & Van Noord, 2023; Heidt, 2023). They not only have a large quantity but also have broad applications and far-reaching influence. News reports typically use vivid and straightforward language to present facts and events, aiming to help readers quickly understand and absorb the information (Manovich, 2002). In contrast, academic papers employ specialized terminology to elaborate on research findings, ensuring precision and scientific rigor (Khasawneh & jadallah abed Khasawneh, 2023). By incorporating both, it allows for a comprehensive assessment

of AI-generated text detectors in handling language styles and complexities, ensuring broad representativeness and credibility in evaluations. However, the tasks of question answering and Chinese-English translation are relatively unique, so we select different human texts from those used in the previous tasks. In the question answering tasks, we select Chinese and English question answering (QA) data from Community, Wiki, Medicine, and Finance scenarios (Guo et al., 2023), because these areas are the most representative and prevalent in question answering applications (Bahak, Taheri, Zojaji, & Kazemi, 2023). Moreover, translation is one of the most classic natural language processing operations, with a substantial body of existing research. Therefore, we directly opt "translation2019zh" as our source of human texts. For detailed information on the original human texts corresponding to each operation, please refer to Table 3.

To ensure the quality and applicability of the data, we filtered 3,000 news articles with word counts between 1,000 and 2,000, and extracted 2,000 segments of academic papers with approximately 1,500 words each. In processing the academic papers, we removed annotations, special symbols, and reference materials, retaining only the core content of the papers. These steps were taken to prevent texts from being excessively long or short, aligning with typical human writing conventions. The preprocessing methods for Chinese and English texts are basically the same. As Arxiv primarily contains LaTeX-formatted

TABLE 3 Detailed information on original human-generated texts.

Language	LLMs Operation	Data Composition and source	Scale
Chinese	Complete, Polish, Expand, Summary, Refine, Rewrite	News: Sina ^a , Guangming ^b ; Thesis: Baidu Academic ^c	65,324
	QA	Community: Baidu Tieba ^d ; Wiki: Baidu Baike ^e ; Medicine: Meddialog ^f ; Finance: ChineseNlpCorpus ^g	16,389
	Translate	Translation: translation2019zh ^h	5,200,000
English	Complete, Polish, Expand, Summary, Refine, Rewrite	News: BBC ⁱ ; Thesis: Arxiv ^j	171,302
	QA	Community: Reddit ^k ; Wiki: Wikipedia ^l ; Medicine: Meddialog; Finance: FiQA (Maia et al., 2018)	25,861
	Translate	Translation: translation2019zh	5,200,000

^a <https://www.sina.com.cn/>

^b <https://www.gmw.cn/>

^c <https://xueshu.baidu.com/>

^d <https://tieba.baidu.com/>

^e <https://baike.baidu.com/>

^f <https://github.com/Toyhom/Chinese-medical-dialogue-data>

^g <https://github.com/SophonPlus/ChineseNlpCorpus>

^h <https://github.com/genjinshuaji/translation2019zh>

ⁱ <https://www.bbc.com/news>

^j <https://arxiv.org/>

^k <https://www.reddit.com/>

^l <https://www.wikipedia.org/>

texts, we utilized `pydetex.pipelines`[†] to process equations and removed certain special symbols while preserving the text content as much as possible. For the question answering texts, we selected 1,250 QA pairs from each of the four fields and removed those with answers that were too long or too short to ensure balance in quantity and quality.

3.3 | "Create" Operation in AI Text Generation

The "Create" operation of LLMs refers to the process of generating new content based on user input prompts (Nam et al., 2024). This operation relies on the deep understanding of language and knowledge possessed by LLMs, utilizing multiple layers of neural networks to process the input. By combining the language patterns and knowledge learned during training, LLMs generate new text that is both grammatically and semantically correct. The generated content is not only relevant to the prompt but also typically exhibits a degree of creativity (G. Liu et al., 2024). We categorize the "Create" operation into two sub-operations based on the different needs and purposes of the user's input: "Complete" and "Question Answering".

3.3.1 | "Complete" Sub-operation of "Create"

The "Complete" operation refers to LLMs predict subsequent text based on the given text, ensuring that the completed text logically and contextually aligns with the initial input. In the text completion process of LLMs, the unfinished text is continued to generate a semantically coherent and complete passage. Compared to having the LLMs generate complete text directly,

providing an incomplete sentence as a prompt to guide the model in completing the text has a wider range of applications (Marvin, Hellen, Jjingo, & Nakatumba-Nabende, 2023). This is because, when generating complete text directly, the model may struggle to accurately grasp the user's specific intent and contextual background, leading to content that lacks relevance and coherence. By offering a partial prompt, it is possible to more effectively constrain and guide the model, resulting in generated text that better aligns with the user's expectations. Therefore, completing text is also one of the most commonly used operations for LLMs.

When performing "Complete" operations, considering the diversity in how people use LLMs to extend text length, we established three different completion ratios: 25%, 50%, and 75%. We utilized collected news and academic paper texts, truncating them according to these three ratios: 75%, 50%, and 25%. Subsequently, we employed LLMs to complete the truncated portions of the text, with the number of completed characters equal to the total character count minus the character count of the truncated text. This approach ensures that the completed text has a character count similar to the original text, thereby ensuring fairness in detecting AI-generated text. Figure 2 illustrates the entire process of performing text completion operations with LLMs. Using a 50% news completion ratio as an example, we split the initial text into two parts: the beginning text and the following text, with roughly equal word counts. To enable the LLMs to perform the completion task more effectively, our prompt primarily includes task definition and task requirements. The task definition aims to provide the LLMs with a clearer understanding of the task, preventing any misinterpretation. The task requirements specify the details for executing the task, including the beginning text and following text. The following text defines the number of words that need to be completed, while the initial text provides the content that the LLMs need to complete. Additionally, we stipulated that

[†] <https://github.com/ppizarror/PyDetex>

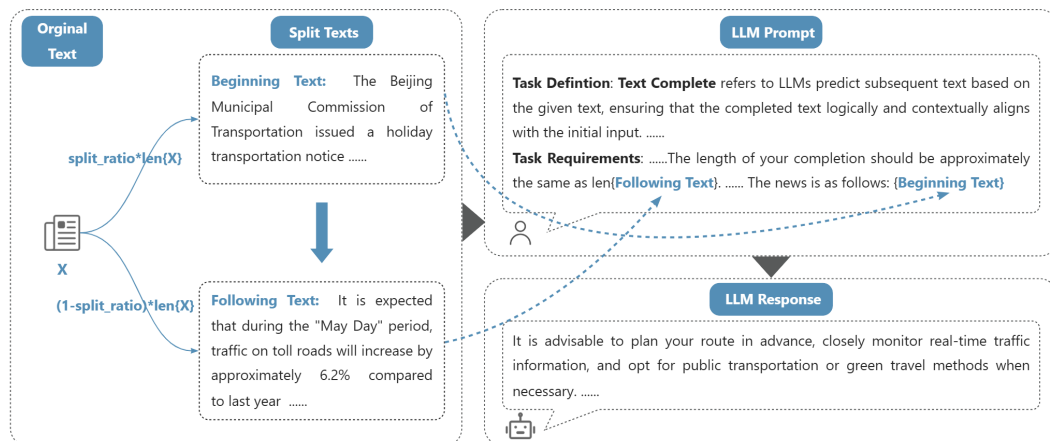


FIGURE 2 The process of generating text through the "Complete" operation of LLMs.

the completed text must adhere to the norms and style of news texts, ensuring that the completed text is appropriate for its respective field. The process for completing academic papers is similar to this approach.

3.3.2 | "Question Answering" Sub-operation of "Create"

The "Question Answering" operation refers to that LLMs act as an expert, providing a detailed answer to the given question. Human utilization of machine-based question answering has become a widely pervasive phenomenon. From early rule-based dialogue systems to context-based querying, and now advanced question answering systems built upon deep learning and LLMs, the evolution of this technology has been remarkable (Ni, Young, Pandelea, Xue, & Cambria, 2023). The extensive application of such systems has demonstrated significant value and potential across various domains. Whether in education, healthcare, finance, or other industries, people increasingly rely on these systems to obtain accurate and timely answers (Alowais et al., 2023). Currently, question answering systems based on LLMs have essentially become capable of replacing humans, directly answering various human queries. Whether in complex professional domains or everyday life inquiries, these systems can provide accurate and rapid responses.

When creating the LLMs' question answering dataset, we opted to cover human queries across four domains: Community, Wiki, Medicine, and Finance. These domains essentially cover mainstream aspects of people's daily lives, including community interactions, access to wiki knowledge, medical health consultations, and financial services. This selection contributes to building a diverse, highly practical, and challenging question answering dataset. For specific details, please refer to section 3.2. It's worth noting that some questions involve complex specialized knowledge and personal privacy security (Chen,

Arunasalam, & Celik, 2023). Directly asking such questions to LLMs may result in the model being unwilling to respond or providing lower quality answers (Y. Bai et al., 2024). Therefore, it's important to handle these types of questions with caution and considerate questioning. In the prompts, we instruct the LLMs to assume specific roles. For instance, when asking medical questions, we include the following instruction: "Imagine you are a doctor specialized in answering patient inquiries. Please provide detailed answers to the following questions based on your knowledge base, ensuring accuracy." For other question answering domains, it is sufficient to adjust the roles relevant to those specific domains. According to our extensive experiments, this approach inclines the LLMs to be more willing to respond to questions, resulting in better answer quality that aligns more closely with human reasoning logic.

3.4 | "Update" Operation in AI Text Generation

In this section, we define the "Update" operation for AI-generated text. This operation refers to making modifications to existing text to make the expression clearer, more complete, or the content richer. Depending on the degree and purpose of the modifications, we mainly divide them into "Polish" and "Expand" operations.

3.4.1 | "Polish" Sub-operation of "Update"

The "Polish" operation refers to the process where, given input text, the LLMs improve the quality, fluency, and accuracy of the given text to better adhere to language conventions and reader expectations. Text polishing is a task frequently undertaken by humans using LLMs after completing initial drafts (Zhang, Gao, Dhaliwal, & Li, 2023). The LLMs can assist

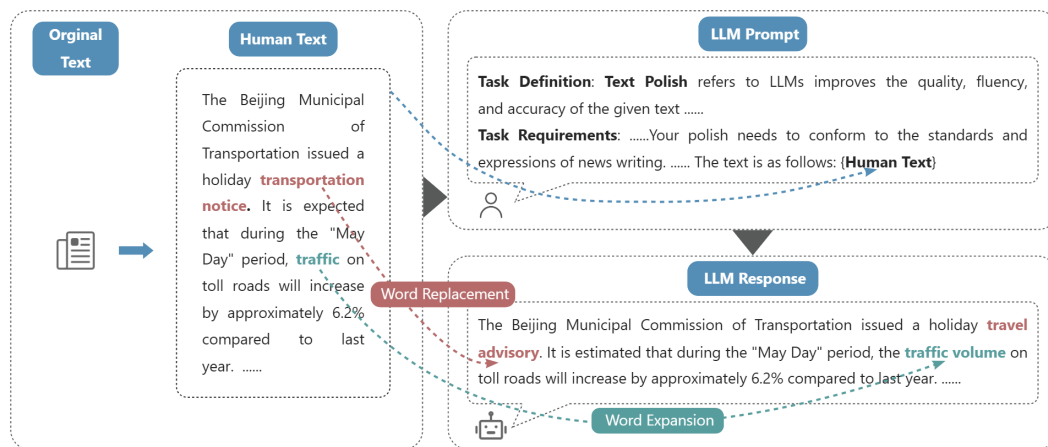


FIGURE 3 The process of generating text through the "Polish" operation of LLMs.

authors in enhancing text quality by identifying and rectifying spelling errors, grammatical mistakes, and inappropriate expressions. Additionally, LLMs can offer suggestions such as alternative vocabulary, optimized sentence structures, and adjustments to tone and style, thereby making the text more engaging and readable. Therefore, in typical scenarios, LLMs during the polishing process may only appear as the auxiliary tools, with the degree of AI involvement not particularly prominent. AI-generated texts are more often interspersed within human-generated texts. This also raises higher requirements for methods to detect AI text.

Figure 3 shows the entire process of using LLMs for text polishing. Similarly, the "Polish" operation prompts we designed also include two parts: task definition and task requirements. This helps the LLMs understand and execute tasks better, which aligns with our usual practice. The figure uses a news excerpt to illustrate the changes before and after text polishing. It can be seen that the model primarily performs word replacement and expansion, resulting in higher quality, more fluent text that better aligns with the language norms of the news domain. Additionally, it's important to note that there are slight differences between polishing news articles and academic papers, which necessitates instructing the LLMs to adhere to the respective field-specific terminologies in the prompts.

3.4.2 | "Expand" Sub-operation of "Update"

The "Expand" operation refers to the process where, given an input text, the LLMs generate new text related to the original content but in greater detail, richness, or with more expressed nuances. This operation aims to enrich the existing text by making it more comprehensive and detailed. With the generation capabilities of LLMs, new viewpoints can be added, more examples or details can be provided, all while maintaining the style and semantic coherence of the text. This results in text

content that is more substantial and persuasive. Compared to text completion, text expansion focuses more on adding additional information and content based on existing text. The purpose of text expansion is to enrich the text and make it more persuasive, rather than simply filling in missing parts. It can involve introducing new viewpoints, providing more examples or details. In contrast, text completion emphasizes filling in blank parts of the text within a given context to maintain its integrity and coherence.

Similar to the process of text polishing, text expansion mainly focuses on word level expansion, making the text information more rich. Figure 4 shows the entire process of using LLMs for text extension. We also visually demonstrate the two main functions of text extension: richer words and greater details. Similarly, it is also necessary to prompt the LLMs to recognize the differences between news and academic papers, as their linguistic styles may vary during text expansion.

3.5 | "Delete" Operation in AI Text Generation

In modern text processing, the "Delete" operation of LLMs is a common application (Kaddour et al., 2023). It enables the effective identification and removal of redundant parts of the text through a deep understanding of the content. This operation is not just a simple character deletion, but a semantic-based precise editing aimed at enhancing the conciseness and readability of the text. LLMs utilize their advanced natural language processing capabilities to analyze the structure and semantic coherence of the text, automatically identifying unnecessary repetitions, overly detailed sections, or deviations from the main topic. Subsequently, the model will propose modifications or directly perform deletion operations, making the final version of the text more compact and clear, while maintaining

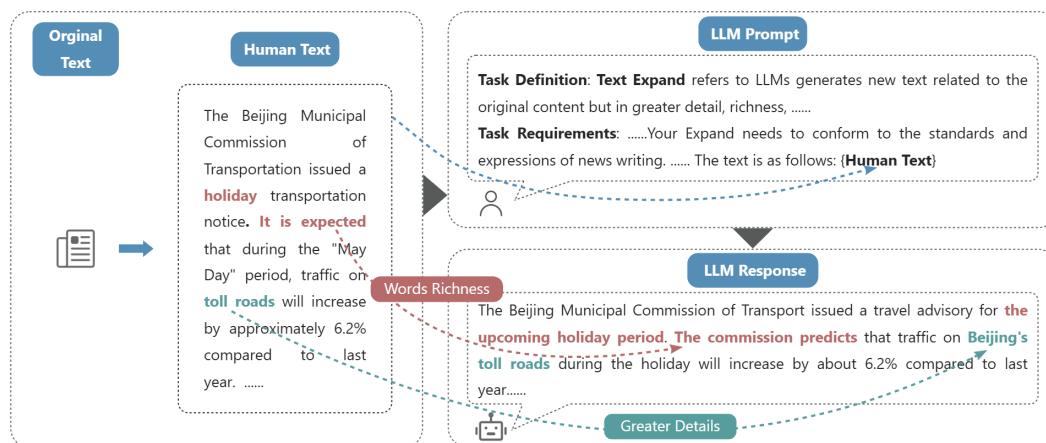


FIGURE 4 The process of generating text through the "Expand" operation of LLMs.

the integrity of the information and the fluency of expression. Based on the extent of text deletion, we categorize "Delete" operation into "Summary" and "Refine".

directly summarizes other parts into key points. By doing so, LLMs not only enhance the text's fluency and readability but also ensure the accurate conveyance of important information.

3.5.1 | "Summary" Sub-operation of "Delete"

The "Summary" operation refers to the process where, after inputting text, the LLMs summarize the given text into a concise and accurate abstract, highlighting the main information and key points. It helps readers quickly understand the core content. This not only improves reading efficiency but also makes information delivery more direct and focused. When dealing with large amounts of data or lengthy articles, "Summary" operations are especially useful for processing large amounts of data or lengthy articles, supporting quick decision-making and knowledge absorption (Sel et al., 2024). This technology has gained widespread application in mainstream news websites and various information-intensive fields (Pan et al., 2023). However, as such technology proliferates, identifying whether a summary is generated by LLMs has become essential to ensure the source and reliability of information.

Due to the token limitations of LLMs, entire papers are usually not input into them for summarization. Therefore, we mainly focus on the creation of news summaries. Figure 5 illustrates the specific process of news summarization by LLMs, using a news excerpt as an example. To ensure the fairness of the detection experiment, we calculated the word count of the human-generated summary corresponding to each text and specified that the LLMs generate summaries with a similar word count. This approach allows us to more accurately compare summaries generated by humans and large language models, avoiding the influence of length differences on the comparison results. Similarly, Figure 5 also shows the specific changes during text summarization. It can be seen that the LLM reduces redundant information in some parts of the text and

3.5.2 | "Refine" Sub-operation of "Delete"

The "Refine" operation refers to the process where, after inputting text, the LLMs simplify, compress, or refine the given text into a form that is more concise, clear, and easy to understand. Through a deep analysis of the content, the model can identify unnecessary repetitions, verbose sections, or irrelevant parts, thus improving the flow and readability of the text while retaining key information. This operation not only enhances the quality of the text but also effectively improves the precision of information delivery (Shi et al., 2023). Especially in scenarios such as business reports or research papers, where text quality is crucial, text refinement can significantly improve the final presentation, making information delivery clearer and preventing readers from losing focus due to lengthy or complex expressions. Additionally, refinement helps avoid ambiguity in information dissemination, making it easier for readers to grasp the core ideas of the text and improving information absorption efficiency. Compared to "Summary", "Refine" involves a lower degree of deletion. The refinement process retains most of the information in the text, only removing redundant or irrelevant parts, making the overall content more concise and fluid.

Figure 6 shows the specific details of the "Refine" operation. When creating a refined text, we specify in the prompt that the length of the output text from LLMs should be between 80% and 90% of the given text. This prevents the refined text from being too short and resembling a summary, aligning with people's understanding and impression of text refinement. It should be noted that we also specifically showcase the detailed changes in the refined text within the figure. The text has not only removed redundancy but has also simplified certain sentence structures. Furthermore, we produce news refinement and

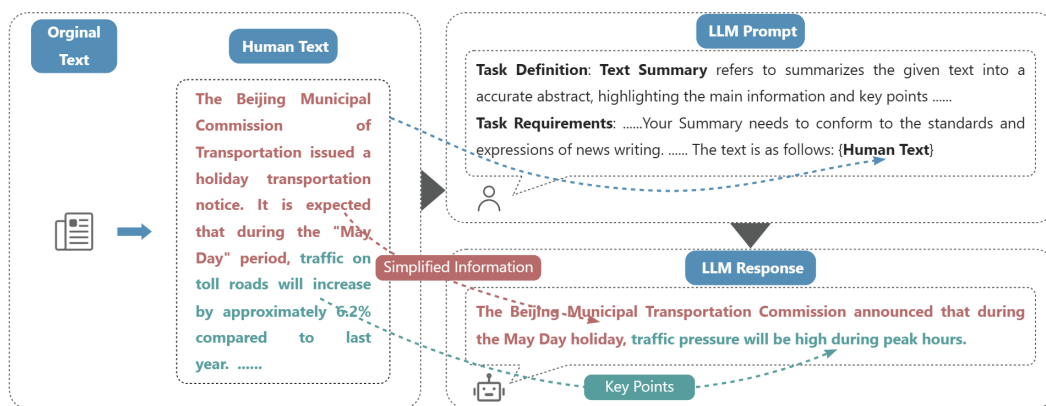


FIGURE 5 The process of generating text through the "Summary" operation of LLMs.

paper refinement separately to better align with the semantic styles and characteristics of each field.

3.6 | "Rewrite" Operation in AI Text Generation

The "Rewrite" operation refers to the process where, upon inputting a text, the LLMs adjust word selection, reorganizes paragraphs to change the given text style to produce a new text that is close in meaning but different in linguistic expression from the original. This technique can enhance the fluidity and readability of an article, significantly improving the text's quality and diversity, and making the language more vivid or suited to specific stylistic requirements. During the rewriting process, synonyms can be substituted, sentence structures adjusted, and semantics strengthened to optimize the text, while keeping the core information and main themes intact. This method is particularly useful for enhancing the clarity of academic papers, increasing the appeal of business copy, or adjusting the style of any text that requires it. Compared to "Polish" operation, "Rewrite" operation often involves more profound and fundamental changes. Text polish mainly entails minor adjustments such as correcting grammatical errors, enhancing sentence fluency, and optimizing word choice, with the goal of making the original content more concise and appealing. On the other hand, text rewrite may involve rethinking and re-expressing entire sections or articles, including changing the way information is organized, rearticulating the theme, and even altering the original viewpoint or tone.

Figure 7 shows the specific details of the "Rewrite" operation. During the execution of the "Rewrite" operation, considering the characteristics of text rewriting and ensuring the fairness of the detection experiment, we require that the word count of the text rewritten by the LLMs be approximately the same as the human text. Simultaneously, to more intuitively demonstrate

the specific changes in text rewriting, we take a news excerpt as an example and show the rewriting process at the word and sentence levels in the figure. By adjusting word selection and reorganizing paragraph structures, the LLMs transform the language style of the news, providing a completely new reading experience.

3.7 | "Translate" Operation in AI Text Generation

The use of large language models for text translation has become a common and core function among their many capabilities. In the field of translation, these models do more than just replace words; they capture the context, tone, and cultural nuances of the original text and reconstruct these elements in the target language. This capability makes the translation results more natural and accurate, greatly enhancing the quality of cross-language communication. Additionally, the ongoing learning and self-optimization features of LLMs ensure that they continuously improve over time with accumulated data, better adapting to new linguistic usages and translation challenges. Therefore, "Translate" operation has gradually matured, with the translated texts being virtually indistinguishable from those translated by humans.

Therefore, it is the simplest for LLMs to perform this operation. When creating the dataset, we chose the most commonly used English-Chinese and Chinese-English translation. Simply have the LLMs translate into English or Chinese as needed.

3.8 | Large Language Models for Text Generation

Considering that our benchmark includes both Chinese and English materials, we have selected several of the most advanced LLMs from China and the U.S. This approach not only allows

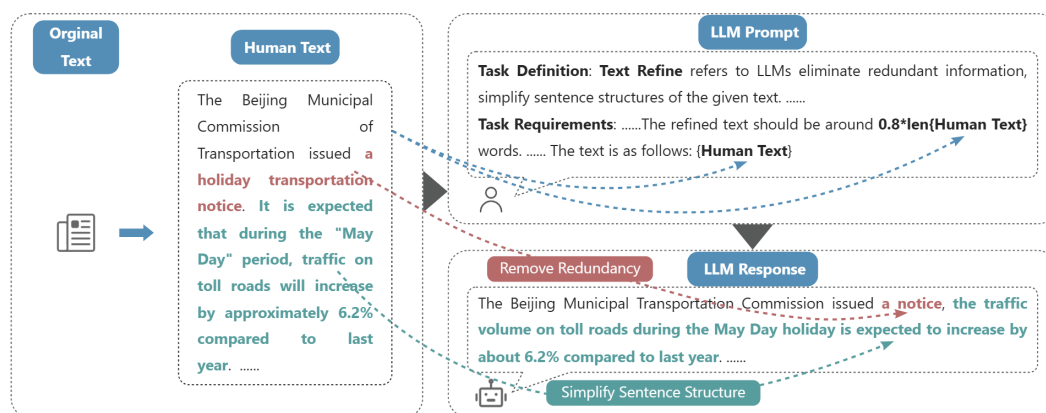


FIGURE 6 The process of generating text through the "Refine" operation of LLMs.

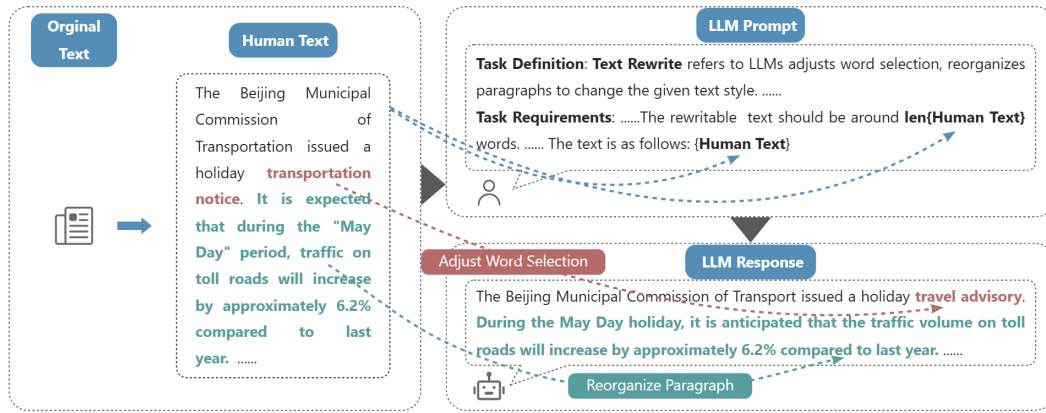


FIGURE 7 The process of generating text through the "Rewrite" operation of LLMs.

our dataset to keep pace with the latest technological developments but also ensures the high quality of the texts within the dataset. The LLMs we have selected mainly include: the GPT series, Llama series, Qwen series, ChatGLM series, and Baichuan series. The specific model details are shown in Table 4.

GPT4 and Llama3 represent state-of-the-art developments in close-source and open-source LLMs, respectively. In the process of constructing our dataset, we employed GPT-4-1106-preview for the generation of Chinese text and Llama-3-8b-instruct for the generation of English text. This methodological choice was informed by performance evaluations indicating that Llama-3-8b-instruct demonstrates suboptimal proficiency in generating Chinese text. Consequently, to ensure a balanced number of Chinese and English texts within our dataset, we relied on GPT-4-1106-preview for the generation of Chinese text. GPT3.5 is currently the most versatile large language model with the widest user base. Therefore, we used GPT-3.5-turbo to create datasets in both Chinese and English. The Qwen series of models were developed by Alibaba Company, characterized by multiple models with varying numbers of parameters. We have chosen the Qwen1.5-32B-Chat model, which has 3.2 billion parameters, for creating our Chinese dataset. Our experiments have shown that the Qwen series performs poorly in generating English text, so we only use it to generate Chinese text. Conversely, before the release of the Llama3 series models, Llama2 was the most commonly used

open-source English model. Since the majority of its training data consists of English texts, we used this model exclusively for generating English text. The ChatGLM series of models were jointly developed by Tsinghua University and Zhiping AI Company. This research utilizes the ChatGLM3-6b-32k model to generate Chinese and English texts. The Baichuan series of models are a range of extended multilingual base language models developed by "Baichuan Intelligence" company. This research employs the open-source Baichuan2-13B chat model.

3.9 | AI-generated Text Detection Methods

When conducting detection of AI-generated text in both Chinese and English, we employed two different types of detectors to ensure comprehensive coverage across multiple aspects. The model-based approach relies on deep learning models trained on extensive data, enabling them to learn and identify features and patterns specific to LLMs' text. On the other hand, the metric-based approach relies on a set of predefined rules or feature indicators, which may involve aspects such as grammar structure, vocabulary usage, and logical coherence. By establishing a reasonable set of indicators, potential AI-generated text can be identified quickly and effectively. By integrating these two methods, we are able to scrutinize texts from multiple dimensions, thereby enhancing the accuracy and reliability of detection.

TABLE 4 Specific parameter details for Chinese and English LLMs.

Chinese Model	Parm.	Type	Publisher	Release	English Model	Parm.	Type	Publisher	Release
Baichuan2 (A. Yang et al., 2023)	13B	Chat	Baichuan Inc.	2023.09	Baichuan2 (A. Yang et al., 2023)	13B	Chat	Baichuan Inc.	2023.09
ChatGLM3-32K (Zeng et al., 2022)	6B	Chat	Tsinghua	2024.01	ChatGLM3-32K (Zeng et al., 2022)	6B	Chat	Tsinghua	2024.01
GPT3.5-Turbo (Zhao et al., 2023)	175B	Chat	OpenAI	2023.03	GPT3.5-Turbo (Zhao et al., 2023)	175B	Chat	OpenAI	2023.03
GPT4-1106 (Achiam et al., 2023)	NaN	Chat	OpenAI	2023.11	Llama3 (Team, 2024)	8B	Chat	Meta	2024.04
Qwen1.5 (J. Bai et al., 2023)	32B	Chat	Alibaba	2024.04	Llama2 (Touvron et al., 2023)	13B	Chat	Meta	2023.07

Note: NaN denotes no public data available.

3.9.1 | Metric-based Method

Due to most metric-based models being primarily designed for AI-generated text detection in English, and some common models needing improvement in effectiveness, the research outcomes are not sufficiently innovative. In contrast, Multiscale Positive-Unlabeled (MPU) not only performs excellently in detection but also supports both Chinese and English, making it suitable for comprehensive detection of common languages. Therefore, we have chosen MPU, the latest research achievement, as our metric-based detection method.

Multiscale Positive-Unlabeled (Tian et al., 2023). The MPU addresses the difficulty of short text detection by reformulating the problem of AI-generated text detection as a partial Positive-Unlabeled (PU) problem. This approach uses a length-sensitive Multiscale PU loss function, combined with an abstract recurrent model to estimate the prior probabilities of positive samples across different text lengths. It also introduces a Text Multiscaling module that generates texts of varying lengths through random sentence deletion, thereby enhancing the model's ability to detect short texts while maintaining effectiveness in long text detection.

3.9.2 | Model-based Method

For the model-based method, we primarily selected two representative studies: RoBERTa and XLNet. We chose these models because they serve as foundational architectures for many language models, showcasing advanced capabilities in handling complex linguistic structures and context dependencies.

RoBERTa (Y. Liu et al., 2019). The RoBERTa classifier is a text classification tool based on the pretrained language model RoBERTa, which has been fine-tuned specifically for detecting AI-generated text. It is a variant of the BERT model that improves performance on a variety of natural language processing tasks by enhancing data handling and model configuration during training. In the application of detecting AI-generated text, the RoBERTa classifier learns from a large set of features extracted from both human and AI-generated texts, allowing it to distinguish which texts are produced by natural language models such as GPT or other LLMs. In this study, the model is used to detect Chinese and English texts.

XLNet (Z. Yang et al., 2019). XLNet adopts the permutation language model, which allows the model to consider all possible word order combinations during training, addressing the issue of inconsistency between pre-training and fine-tuning stages in BERT. Additionally, XLNet integrates Transformer-XL technology, enhancing its capability to handle long-range dependencies. Similarly, XLNet learns to distinguish whether AI is involved in text generation by extracting features from both human and AI-generated text.

4 | EXPERIMENTS

4.1 | Experimental Settings

In this section, we will describe how we conduct experiments to evaluate the impact of each component in AI-generated text detection. The AI-generated text detection system consists of the following components:

- **Detection Methods:** The core of system is the detection model, which analyzes input text to determine whether it is generated by LLMs. We explored two sets of detection models with different principles to evaluate their effectiveness.
- **Training Data Composition:** For model-based detection methods, the composition of the training dataset plays a crucial role in detection performance. This includes the diversity of data types, whether the data comes from a single text generation operation, and whether it originates from a single LLM. We have studied how variations in the composition of the training data affect the generalization ability of the detection model. For model-based detection method experiment based on the dataset, we set the ratio of the training set to the test set at 4:1.
- **LLMs Text Generation Operation:** When utilizing large language models for different text generation operations, the LLMs' involvement, generation strategies, user prompts, text quality, and semantics all vary. Consequently, the generated texts from different operations can have significantly different impacts on detection results.
- **Languages:** As the two most widely spoken languages, Chinese and English exhibit significant differences in language structure, vocabulary and expression, syntax and grammar rules, and cultural background. These differences result in varying outcomes when detecting texts in different languages.
- **Large Language Models:** The detection system examines texts generated by various large language models. Different LLMs may produce texts with varying degrees of complexity, coherence, and style, which can affect the detection accuracy.

To better evaluate the impact of each component in the detection system, we have developed a easy-to-extend and easy-to-use evaluation framework, as illustrated in Figure 8. In the experiments, we explore the impact of different component variations on detection results, using the training data composition of the detection model as the main focus. We compare the following values for each component:

- **Detection Methods:** MPU, RoBERTa, XLNet.

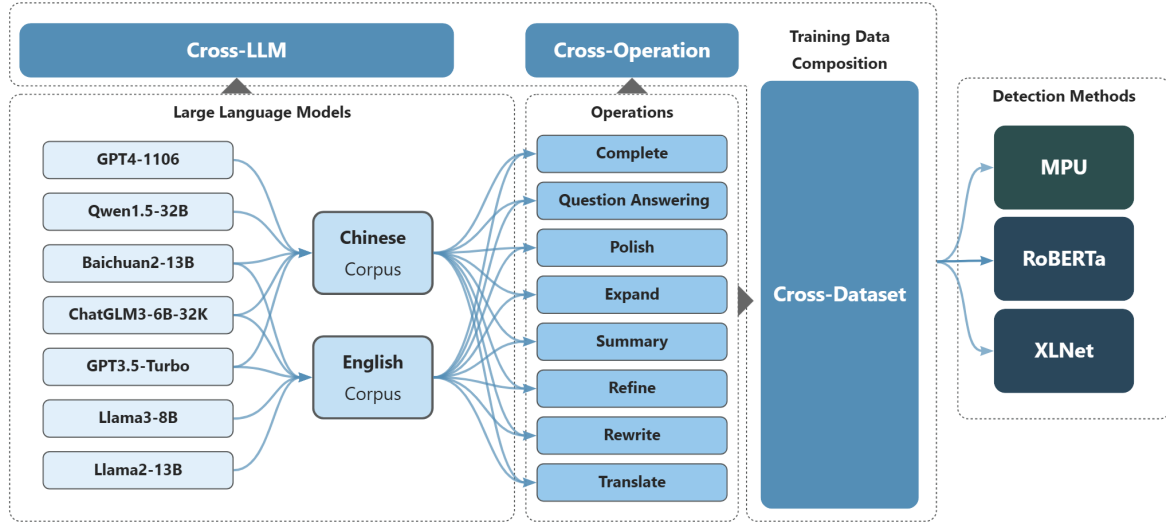


FIGURE 8 The schematic diagram of the specific experimental process.

- **Training Data Composition:** Cross-Dataset, Cross-Operation, Cross-LLM.
- **LLMs Text Generation Operation:** Complete, Question Answering; Polish, Expand; Summary, Refine; Rewrite; Translate.
- **Languages:** Chinese, English.
- **Large Language Models:** **Chinese:** Baichuan2-13B, ChatGLM3-6B-32K, GPT3.5-Turbo, GPT4-1106, Qwen1.5-32B; **English:** Baichuan2-13B, ChatGLM3-6B-32K, GPT3.5-Turbo, Llama3-8B, Llama2-13B.

4.2 | Evaluation Metrics

In this paper, the detectors utilized are all binary classification models, determining whether AI was involved in text generation. Similar to other methods for assessing classifier performance, we employ common metrics including Accuracy, Precision, Recall, and F1-score as evaluation metrics. Given the true positive (TP), true negative (TN), false positive (FP), false negative (FN) count, we can calculate the metrics as following:

$$Accuracy = \frac{TP + TN}{TP + TN + FP + FN} \quad (3)$$

$$Precision = \frac{TP}{TP + FP} \quad (4)$$

$$Recall = \frac{TP}{TP + FN} \quad (5)$$

$$F1 - score = \frac{TP}{TP + \frac{1}{2}(FP + FN)} \quad (6)$$

These metrics provide a comprehensive overview of the AI-generated text detector’s performance and are commonly used to evaluate binary classification models.

4.3 | Experimental Results

To comprehensively evaluate the efficacy of AI-generated text detectors, it is crucial to delve into specific scenarios where these detectors are employed. This section will explore the impact of various components of AI-generated text detection systems on detection based on the dataset proposed in this paper. Due to the significant impact of different training dataset compositions on the performance of detectors, especially model-based detectors, our entire experiment centers around the composition of the datasets. We focus on three primary scenarios: Cross-Dataset detection, Cross-Operation detection, and Cross-LLM detection. These experiments provide a robust framework for understanding the strengths and weaknesses of current AI-generated text detectors, offering valuable insights for optimizing their design and implementation. The comprehensive evaluation enabled by our benchmark not only enhances the assessment accuracy but also guides future research directions and practical applications in the field of AI-generated text detection.

4.3.1 | Cross-Dataset Detection

This paper selects three of the most commonly used and latest AI-generated text detectors. These detectors were previously trained using the widely adopted HC3 dataset. To evaluate their performance on unfamiliar texts, we utilize the new dataset

created in this paper without any fine-tuning. In practical applications, detectors often encounter texts for the first time. Therefore, testing directly with an unfamiliar dataset provides a more objective evaluation of the detectors' performance in real-world scenarios. This approach allows us to accurately reflect the detectors' actual performance when handling previously unseen texts, thereby providing a precise assessment of their effectiveness in various application contexts.

Table 5 presents the detection results of the MPU model on our proposed dataset. This table presents the evaluation metrics

for text generated by five different large language models in both Chinese and English across various operations, as well as the average performance of the MPU in detecting text from each LLM. For Chinese texts, the MPU model shows consistent detection performance across texts generated by five different LLMs. Notably, in the detection of generated texts for the QA operation, the MPU model performs exceptionally well, with detection accuracy exceeding 0.95. For other operations involving the five LLMs, the MPU's detection performance shows some variation. Overall, MPU demonstrates superior

TABLE 5 Direct detection of the proposed dataset based on the MPU model.

	Chinese				English			
	Accuracy	Precision	Recall	F1-score	Accuracy	Precision	Recall	F1-score
Complete	0.5552	0.9423	0.2954	0.4498	0.6080	0.7312	0.4780	0.5781
QA	0.9580	0.9775	0.9392	0.9580	0.9148	0.9675	0.8670	0.9145
Polish	0.5492	0.9695	0.2815	0.4363	0.5288	0.6552	0.3257	0.4351
Expand	0.6336	0.9771	0.4114	0.5790	0.6460	0.8336	0.4880	0.6156
Summary	0.6672	0.8460	0.5191	0.6434	0.6292	0.6617	0.5929	0.6254
Refine	0.6392	0.9888	0.4167	0.5863	0.5652	0.7508	0.3706	0.4962
Rewrite	0.6340	0.9855	0.4097	0.5788	0.6096	0.8128	0.4313	0.5636
Translate	0.5908	0.6587	0.5041	0.5712	0.6024	0.6939	0.4967	0.5789
Operations Average	0.6534	0.9182	0.4721	0.6003	0.6380	0.7633	0.5063	0.6009
Complete	0.6356	0.9669	0.4174	0.5831	0.5972	0.7323	0.4533	0.5600
QA	0.9636	0.9809	0.9469	0.9636	0.9040	0.9711	0.8447	0.9035
Polish	0.5396	0.9626	0.2669	0.4179	0.6260	0.8288	0.4540	0.5867
Expand	0.5840	0.9646	0.3376	0.5001	0.7204	0.8769	0.5934	0.7078
Summary	0.6324	0.8371	0.4616	0.5951	0.6688	0.6891	0.6479	0.6678
Refine	0.6468	0.9893	0.4280	0.5975	0.6284	0.8216	0.4621	0.5915
Rewrite	0.6072	0.9926	0.3673	0.5362	0.6504	0.8443	0.4902	0.6203
Translate	0.7308	0.7560	0.7060	0.7301	0.7220	0.7829	0.6643	0.7187
Operations Average	0.6675	0.9313	0.4915	0.6155	0.6897	0.8184	0.5763	0.6696
Complete	0.9488	0.9904	0.9104	0.9487	0.8584	0.8771	0.8403	0.8583
QA	0.9816	0.9696	0.9939	0.9816	0.9676	0.9733	0.9620	0.9676
Polish	0.5968	0.9802	0.3542	0.5204	0.6420	0.8281	0.4837	0.6107
Expand	0.8356	0.9941	0.7143	0.8313	0.7032	0.8713	0.5673	0.6872
Summary	0.6228	0.8344	0.4455	0.5808	0.4816	0.4635	0.4328	0.4476
Refine	0.7360	0.9933	0.5606	0.7167	0.6156	0.8204	0.4389	0.5719
Rewrite	0.8128	0.9924	0.6790	0.8064	0.6132	0.7954	0.4472	0.5725
Translate	0.6116	0.6759	0.5365	0.5982	0.5760	0.6503	0.4741	0.5484
Operations Average	0.7683	0.9288	0.6493	0.7480	0.6822	0.7849	0.5808	0.6580
Complete	0.9412	0.9929	0.8944	0.9410	0.7984	0.8546	0.7469	0.7971
QA	0.9860	0.9750	0.9973	0.9860	0.9376	0.9798	0.8986	0.9375
Polish	0.8400	0.9942	0.7213	0.8360	0.6992	0.8739	0.5590	0.6818
Expand	0.9600	0.9974	0.9252	0.9599	0.7696	0.8919	0.6680	0.7639
Summary	0.6648	0.8552	0.5099	0.6389	0.7164	0.7138	0.7190	0.7164
Refine	0.8512	0.9933	0.7399	0.8480	0.7124	0.8766	0.5799	0.6981
Rewrite	0.9524	0.9991	0.9097	0.9523	0.7528	0.9051	0.6312	0.7437
Translate	0.6316	0.7018	0.5554	0.6201	0.6036	0.6891	0.5041	0.5823
Operations Average	0.8534	0.9386	0.7816	0.8478	0.7488	0.8481	0.6633	0.7401
Complete	0.9888	0.9919	0.9857	0.9888	0.7640	0.8381	0.6971	0.7611
QA	0.9788	0.9650	0.9930	0.9788	0.9796	0.9762	0.9831	0.9796
Polish	0.7160	0.9927	0.5308	0.6917	0.6540	0.8257	0.5069	0.6282
Expand	0.9600	0.9931	0.9289	0.9600	0.6592	0.8554	0.5000	0.6311
Summary	0.6036	0.8136	0.4195	0.5536	0.7976	0.7544	0.8427	0.7961
Refine	0.7948	0.9933	0.6505	0.7861	0.7044	0.8785	0.5652	0.6879
Rewrite	0.8156	0.9901	0.6847	0.8096	0.7328	0.8922	0.6053	0.7213
Translate	0.6004	0.6529	0.5353	0.5883	0.7048	0.7753	0.6379	0.6999
Operations Average	0.8073	0.9241	0.7160	0.7946	0.7496	0.8495	0.6673	0.7381

performance in detecting texts generated by the GPT series models. Notably, when detecting texts generated by GPT4, MPU achieves detection accuracy exceeding 90% not only for "QA" but also for "Complete", "Expand", and "Rewrite" operations. These results indicate that the MPU detector has high accuracy and reliability in detecting Chinese texts generated by GPT models, making it suitable for various text generation tasks. From the average detection values of various LLMs' texts, MPU shows excellent performance in detecting texts generated by GPT series models, ranking first in all metrics. The main reason is that the text in the HC3 dataset mainly comes from ChatGPT, which mixes the text content of GPT3.5 and GPT4, making MPU more familiar with detecting GPT series texts. In contrast, MPU performs relatively poorly in detecting texts generated by Baichuan and ChatGLM. Except for "QA" texts, its detection accuracy for other operation texts does not exceed 80%. For English texts, the overall performance of MPU is unsatisfactory. In the detection of texts generated by the LLMs, except for the "QA" operation, the detection results for other types of generated texts are poor. This indicates that MPU is more suitable for detecting Chinese texts, while its performance in detecting English texts is lacking. In terms of detecting five types of LLMs' texts, MPU performs better overall in Llama2 text detection. We speculate that it may be due to the existence of certain specific patterns or features in the training data of the Llama series models, which are preserved in the generated text, making it easier for the MPU model to recognize these texts. Additionally, it is noteworthy that MPU performs better in terms of precision compared to other metrics across the entire table. We believe this is due to the imbalance between positive and negative samples in the HC3 dataset. Table 6 shows the detection performance of MPU on various operation generated texts without distinguishing LLMs' texts. It is evident that, whether for Chinese or English text, MPU performs best on "QA" generated text. This is understandable, as the HC3 data consists entirely of "QA" texts, making MPU more familiar with this form of text.

RoBERTa is currently the most widely used AI-generated text detection model. Figure 9 shows the radar charts of

RoBERTa's average detection results for text generated by various LLMs. For Chinese, similar to the detection trend of MPU, RoBERTa performs better on the generated text of GPT series models. Similarly, the detection results on Baichuan texts remain at a low level, which further demonstrates that the source of training data significantly impacts the performance of the detector. However, its detection results are inferior to those of MPU: the F1-score of GPT4's text detection is less than 0.6, significantly lower than MPU's 0.8475. This indicates that, in cross-dataset scenarios, RoBERTa's generalization ability for Chinese text detection is not as robust as that of the MPU model. Overall, precision has achieved the best value, while the performance of the other metrics lags significantly behind. This is likely due to the imbalance between positive and negative samples in the HC3 dataset. For English, RoBERTa performed the best in the Llama series models, maintaining the same trend as MPU. From the perspective of the four metrics, accuracy has achieved the best value, which aligns with our expectations. However, the detection accuracy has not exceeded 0.65, indicating a gap compared to the overall performance of MPU. Figure 10 shows the column charts of RoBERTa's average detection results for text generated by various operations. From the Chinese test results, RoBERTa's performance in "QA" is much better than other operations. In comparison to other operations, "Complete" performs slightly better. The main reason is that during "Create" operations, LLMs have a higher involvement in text generation, making them easier to detect. Additionally, from the detection results of all texts, it can be seen that RoBERTa's performance is slightly inferior to MPU. This proves that in cross-dataset scenarios, MPU has higher detection accuracy and generalization performance. Notably, the detection results for English texts reveal that RoBERTa exhibits higher detection accuracy for texts generated in the "Summary" operation, showing a different detection trend compared to MPU. This may be because English "Summary" texts, due to their summarizing nature, tend to have a more uniform and consistent generation style, which may help RoBERTa better recognize the characteristics of generated texts. XLNet performs the worst in cross-dataset scenarios, and due to the

TABLE 6 Detection results of MPU on various operation generated texts.

	Chinese				English			
	Accuracy	Precision	Recall	F1-score	Accuracy	Precision	Recall	F1-score
Complete	0.8139	0.9769	0.7007	0.7823	0.7252	0.8067	0.6431	0.7109
QA	0.9736	0.9736	0.9740	0.9736	0.9407	0.9736	0.9111	0.9405
Polish	0.6483	0.9798	0.4309	0.5804	0.6300	0.8023	0.4659	0.5885
Expand	0.7946	0.9853	0.6635	0.7661	0.6997	0.8658	0.5633	0.6811
Summary	0.6382	0.8372	0.4711	0.6023	0.6587	0.6565	0.6471	0.6507
Refine	0.7336	0.9916	0.5591	0.7069	0.6452	0.8296	0.4834	0.6091
Rewrite	0.7644	0.9920	0.6101	0.7366	0.6718	0.8500	0.5211	0.6443
Translate	0.6330	0.6891	0.5675	0.6216	0.6418	0.7183	0.5554	0.6256
All Average	0.7500	0.9282	0.6221	0.7212	0.7016	0.8128	0.5988	0.6814

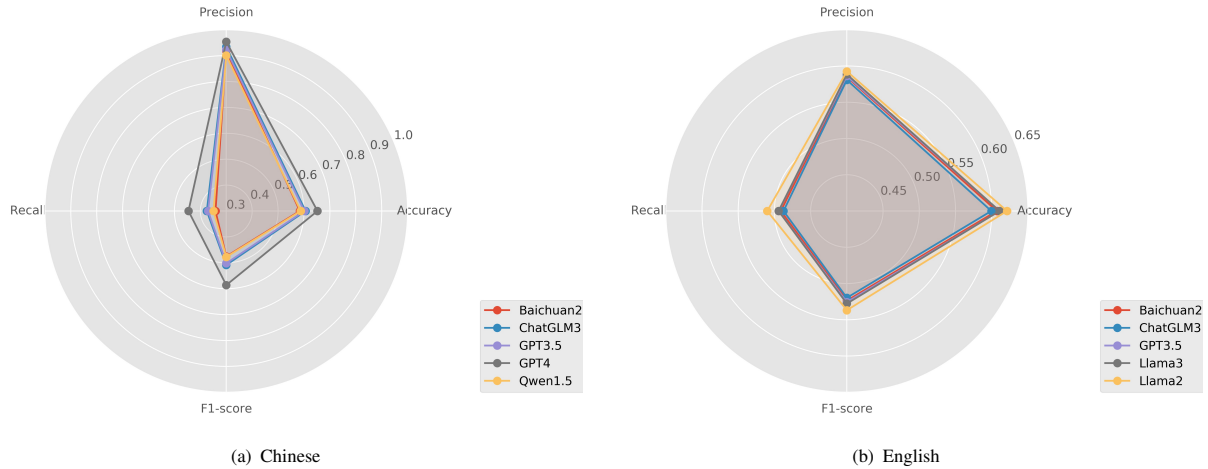


FIGURE 9 Radar charts of RoBERTa direct detection average results for Chinese and English AI texts of various LLMs.

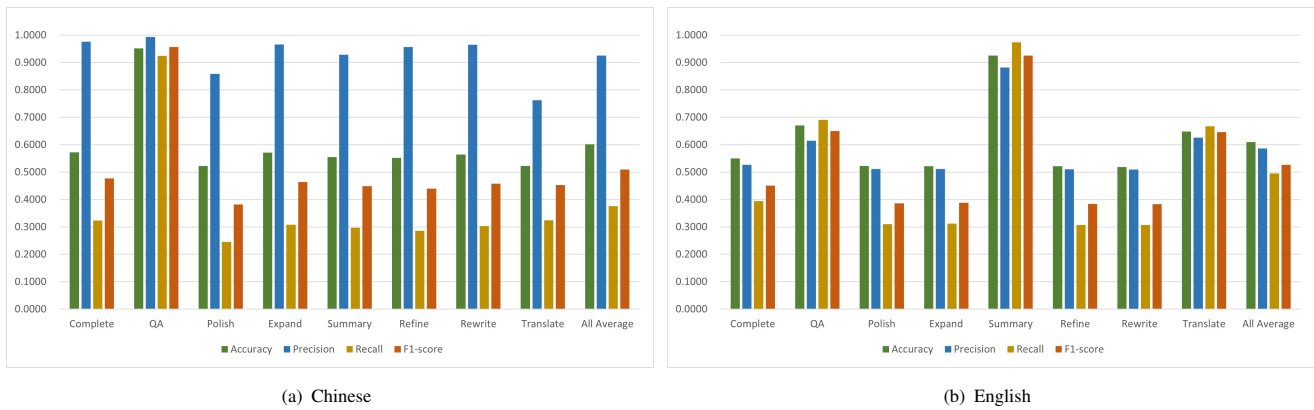


FIGURE 10 Column charts of RoBERTa direct detection average results for Chinese and English AI texts of various operations.

length of the main text, specific experimental results can be found in the appendix.

4.3.2 | Cross-Operation Detection

Since metric-based models like MPU cannot be further trained, we only use RoBERTa and XLNet for testing in cross-text generation operations to verify their performance in cross-operation detection. To verify the adaptability of the detection models across operations, we first pre-train the models on texts from each of the five main operations proposed in this paper. Then, we test their detection results across all operations. Given the diverse and complex nature of text generation in real-world scenarios, we aim to train on data from a single primary operation to identify the pre-trained model with optimal performance and generalization capabilities. This approach will also offer valuable insights and recommendations for the development and utilization of detectors.

We divide into five groups based on five main operations, using the text of one operation for training and testing on all sub operations. Table 7 shows the detection results of the RoBERTa model trained on a single main operation and then tested on each sub-operation. This experiment do not consider the differences in LLMs' texts, only distinguishing the detection differences of texts generated by different operations. For Chinese, after training RoBERTa on "Create" and "Translate" operation texts, its detection results are satisfactory only on texts generated by those operations. However, its performance on other operation texts is not satisfactory. For example, after training RoBERTa on "Create" texts, the detection accuracy on other operation texts is almost all below 0.7. This indicates that RoBERTa, after being trained on "Create" and "Translate" operation texts, does not generalize well. This also demonstrates that the features of texts generated by "Create" and "Translate" operations differ significantly from those generated by other operations. Training RoBERTa on these two types of texts can easily lead to overfitting, thereby affecting its generalization

ability in detecting other texts. In contrast, training Roberta with texts generated through "Update," "Delete," and "Rewrite" operations significantly improves its detection performance. For example, the Roberta model trained on "Update" operation texts performs well on other texts except for a slightly lower performance on "Translate" texts, where the accuracy does not exceed 0.7. In other cases, the accuracy on four operation texts is above 0.94, indicating satisfactory performance. This may be because the RoBERTa model, by learning from texts generated by "Update" and "Delete" operations, can more easily capture the internal differences between AI-generated texts and human-written texts. These operation-generated texts are likely closer to human language patterns, allowing RoBERTa to better learn

to identify and distinguish between AI-generated texts and human texts during training. This learning process enhances the model's generalization ability in detection tasks, resulting in higher accuracy across various types of texts. RoBERTa's overall performance on English texts is better than that on Chinese texts, but the overall trend of detection results is similar to that of Chinese texts. Specifically, after being trained on "Create" and "Translate" operation texts, RoBERTa's performance still lags behind models trained on other types of texts. We suspect this is because the texts generated by the LLMs based on "Create" and "Translate" operations differ significantly from human texts, which affects RoBERTa's judgment ability on other types of texts.

TABLE 7 The detection results of the RoBERTa model trained on a single main operation data on each sub-operation text.

Train Data	Test Data	Chinese				English				
		Accuracy	Precision	Recall	F1-score	Test Data	Accuracy	Precision	Recall	F1-score
Create	Complete	0.8289	0.7669	0.8971	0.8266	Complete	0.9842	0.9928	0.9761	0.9842
	QA	0.9750	0.9535	0.9976	0.9750	QA	0.9898	0.9811	0.9987	0.9898
	Polish	0.5394	0.5210	0.3679	0.4312	Polish	0.8757	0.8130	0.9465	0.8744
	Expand	0.5407	0.5215	0.3623	0.4275	Expand	0.8823	0.8133	0.9607	0.8809
	Summary	0.5946	0.5534	0.4968	0.5235	Summary	0.5045	0.5022	0.2725	0.3533
	Refine	0.5409	0.5217	0.3647	0.4292	Refine	0.8813	0.8185	0.9521	0.8801
	Rewrite	0.5424	0.5225	0.3658	0.4303	Rewrite	0.8853	0.8172	0.9625	0.8839
	Translate	0.6211	0.5736	0.5810	0.5772	Translate	0.5675	0.5385	0.4636	0.4982
Update	Complete	0.7198	0.7102	0.7298	0.7175	Complete	0.9197	0.9546	0.8894	0.9192
	QA	0.7126	0.6363	0.7489	0.6880	QA	0.7946	0.7147	0.8762	0.7872
	Polish	0.9434	0.9872	0.9063	0.9429	Polish	0.9884	0.9978	0.9785	0.9884
	Expand	0.9586	0.9875	0.9332	0.9584	Expand	0.9942	0.9987	0.9899	0.9942
	Summary	0.7835	0.7037	0.8623	0.7749	Summary	0.6891	0.6192	0.7066	0.6600
	Refine	0.9899	0.9899	0.9900	0.9899	Refine	0.9908	0.9989	0.9833	0.9908
	Rewrite	0.9853	0.9894	0.9815	0.9853	Rewrite	0.9962	0.9987	0.9932	0.9962
	Translate	0.6135	0.5667	0.5516	0.5590	Translate	0.6559	0.5960	0.6437	0.6189
Delete	Complete	0.6624	0.7376	0.5653	0.6358	Complete	0.8298	0.7757	0.8892	0.8282
	QA	0.7033	0.6392	0.7425	0.6869	QA	0.7614	0.6961	0.8245	0.7548
	Polish	0.8182	0.9882	0.6881	0.8084	Polish	0.9831	0.9985	0.9678	0.9831
	Expand	0.8793	0.9812	0.7835	0.8769	Expand	0.9833	0.9990	0.9686	0.9833
	Summary	0.9920	0.9956	0.9885	0.9920	Summary	0.9972	0.9991	0.9944	0.9972
	Refine	0.9898	0.9978	0.9809	0.9898	Refine	0.9890	0.9980	0.9807	0.9890
	Rewrite	0.9295	0.9853	0.8693	0.9290	Rewrite	0.9954	0.9987	0.9914	0.9954
	Translate	0.6025	0.7020	0.4759	0.5652	Translate	0.7543	0.7014	0.8068	0.7501
Rewrite	Complete	0.6974	0.7261	0.6591	0.6860	Complete	0.9038	0.9362	0.7963	0.9032
	QA	0.7134	0.6374	0.7510	0.6895	QA	0.8652	0.7928	0.7746	0.8631
	Polish	0.9269	0.9927	0.8734	0.9258	Polish	0.9830	0.9935	0.9439	0.9830
	Expand	0.9522	0.9910	0.9187	0.9518	Expand	0.9877	0.9992	0.9644	0.9877
	Summary	0.7600	0.6816	0.8297	0.7483	Summary	0.5544	0.5290	0.6653	0.4490
	Refine	0.9894	0.9940	0.9850	0.9894	Refine	0.9892	0.9985	0.9906	0.9892
	Rewrite	0.9801	0.9906	0.9705	0.9801	Rewrite	0.9958	0.9989	0.9863	0.9958
	Translate	0.6237	0.5726	0.5683	0.5704	Translate	0.6143	0.5677	0.5802	0.5630
Translate	Complete	0.6535	0.7022	0.6010	0.6474	Complete	0.5135	0.5069	0.2871	0.3665
	QA	0.7815	0.7779	0.7858	0.7799	QA	0.6258	0.5738	0.5726	0.5732
	Polish	0.6445	0.6963	0.5854	0.6357	Polish	0.5004	0.5002	0.2513	0.3345
	Expand	0.6726	0.7189	0.6240	0.6677	Expand	0.5010	0.5005	0.2524	0.3356
	Summary	0.4469	0.4203	0.4479	0.4333	Summary	0.9320	0.9121	0.9539	0.9319
	Refine	0.5957	0.6378	0.5240	0.5747	Refine	0.5010	0.5005	0.2528	0.3359
	Rewrite	0.6912	0.7266	0.6541	0.6877	Rewrite	0.5007	0.5004	0.2520	0.3352
	Translate	0.9925	0.9973	0.9878	0.9925	Translate	0.9908	0.9896	0.9920	0.9908

Table 8 shows RoBERTa’s detection performance on texts generated by each LLM after being trained on a single main operation text. The main purpose of this experiment is to observe the differences in detection results of the RoBERTa model on

different LLMs texts after training on a single operation text. In Chinese text experiments, the detection results of the RoBERTa model, after being trained on texts from GPT4 and Qwen, are significantly better than those from other LLMs. This is mainly

TABLE 8 The detection results of the RoBERTa model trained on a single main operation data on each LLM text.

Train Data	Test Data	Chinese				English				
		Accuracy	Precision	Recall	F1-score	Test Data	Accuracy	Precision	Recall	F1-score
Create	Baichuan	0.6368	0.6124	0.5403	0.5686	Baichuan	0.8056	0.7796	0.7889	0.7781
	ChatGLM	0.6411	0.6123	0.5434	0.5697	ChatGLM	0.8245	0.7855	0.8196	0.7948
	GPT3.5	0.6506	0.6184	0.5585	0.5810	GPT3.5	0.8215	0.7841	0.8215	0.7947
	GPT4	0.6578	0.6219	0.5671	0.5866	Llama3	0.8256	0.7856	0.8242	0.7971
	Qwen	0.6532	0.6189	0.5614	0.5819	Llama2	0.8295	0.7882	0.8288	0.8009
	Average	0.6479	0.6168	0.5542	0.5776	Average	0.8213	0.7846	0.8166	0.7931
Update	Baichuan	0.8112	0.8131	0.7935	0.7996	Baichuan	0.8609	0.8569	0.8497	0.8512
	ChatGLM	0.8169	0.8181	0.7998	0.8055	ChatGLM	0.8770	0.8612	0.8780	0.8671
	GPT3.5	0.8400	0.8211	0.8406	0.8289	GPT3.5	0.8835	0.8578	0.8950	0.8750
	GPT4	0.8617	0.8281	0.8763	0.8503	Llama3	0.8802	0.8587	0.8854	0.8706
	Qwen	0.8619	0.8264	0.8795	0.8506	Llama2	0.8915	0.8645	0.9048	0.8829
	Average	0.8383	0.8214	0.8379	0.8270	Average	0.8786	0.8598	0.8826	0.8694
Delete	Baichuan	0.7824	0.8725	0.6997	0.7670	Baichuan	0.8933	0.8915	0.8952	0.8918
	ChatGLM	0.8124	0.8885	0.7430	0.8036	ChatGLM	0.9186	0.8978	0.9397	0.9167
	GPT3.5	0.7983	0.8536	0.7286	0.7810	GPT3.5	0.9173	0.8959	0.9391	0.9158
	GPT4	0.8587	0.8859	0.8199	0.8499	Llama3	0.9130	0.8937	0.9320	0.9116
	Qwen	0.8589	0.8914	0.8176	0.8512	Llama2	0.9164	0.9002	0.9336	0.9148
	Average	0.8221	0.8784	0.7617	0.8105	Average	0.9117	0.8958	0.9279	0.9101
Rewrite	Baichuan	0.7983	0.8109	0.7688	0.7839	Baichuan	0.8389	0.8487	0.7934	0.8186
	ChatGLM	0.8001	0.8186	0.7660	0.7872	ChatGLM	0.8623	0.8535	0.8363	0.8418
	GPT3.5	0.8227	0.8181	0.8071	0.8088	GPT3.5	0.8698	0.8512	0.8543	0.8506
	GPT4	0.8637	0.8346	0.8739	0.8526	Llama3	0.8675	0.8519	0.8474	0.8475
	Qwen	0.8671	0.8340	0.8814	0.8559	Llama2	0.8701	0.8547	0.8504	0.8502
	Average	0.8304	0.8233	0.8195	0.8177	Average	0.8617	0.8520	0.8364	0.8417
Translate	Baichuan	0.6627	0.6945	0.6190	0.6524	Baichuan	0.6328	0.6221	0.4783	0.5259
	ChatGLM	0.7076	0.7277	0.6834	0.7032	ChatGLM	0.6370	0.6239	0.4841	0.5297
	GPT3.5	0.6419	0.6679	0.5971	0.6289	GPT3.5	0.6247	0.6206	0.4618	0.5169
	GPT4	0.7372	0.7466	0.7248	0.7343	Llama3	0.6345	0.6239	0.4774	0.5261
	Qwen	0.6747	0.7115	0.6319	0.6681	Llama2	0.6369	0.6244	0.4823	0.5287
	Average	0.6848	0.7096	0.6513	0.6774	Average	0.6332	0.6230	0.4768	0.5255

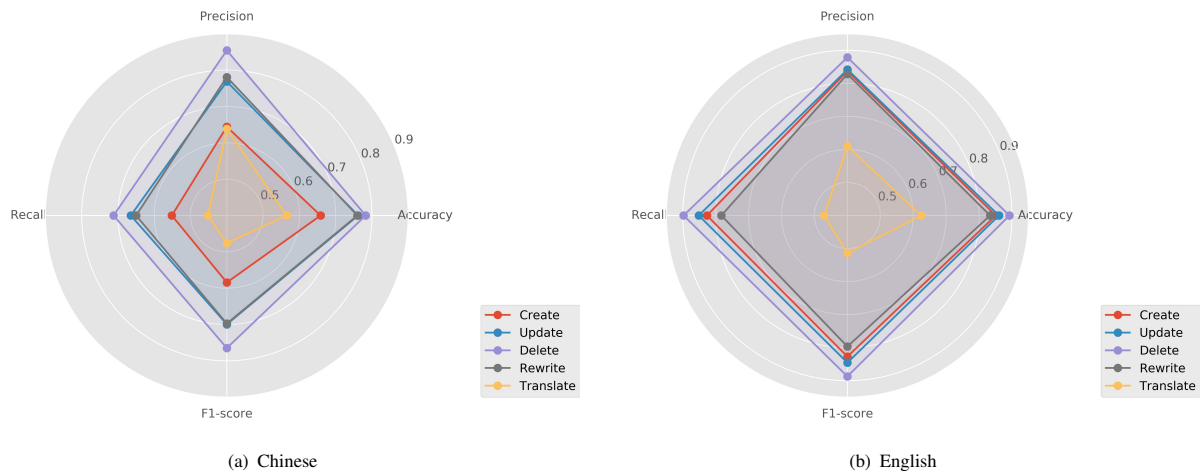


FIGURE 11 Radar charts of average detection results of XLNet model trained on a single main operation data.

because the texts generated by GPT4 and Qwen are closer to human-written texts, allowing the detector to better capture subtle differences. By simulating the naturalness and fluency of human language, these two LLMs perform better in terms of text quality. The performance of the RoBERTa model varies significantly based on the type of training data used for different text operations. Notably, the detection capabilities of the RoBERTa model trained on "Create" and "Translate" operations texts are markedly inferior compared to those trained on "Update," "Delete," and "Rewrite" operations texts. Among them, the RoBERTa model trained on "Update" texts performs the best, achieving a detection accuracy of over 0.8 across all LLMs' texts, reaching a level suitable for practical application. This finding provides valuable insights for the development and training of detection models. The primary reason for this superior performance is that the "Update" operation involves minimal LLMs intervention, making it easier for the detection model to distinguish between human-written and AI-generated texts. The RoBERTa model performs better in English than in Chinese. Except for the model trained on "Translate" texts, which shows poorer detection results, the performance of models trained on other types of texts is satisfactory. Relatively speaking, the RoBERTa model performs well in detecting texts generated by ChatGLM, GPT3.5, Llama2, and Llama3, with minimal differences between them. This also demonstrates that these four LLMs exhibit strong performance in generating English texts, gradually approaching human-level quality. Furthermore, the best-performing model is the RoBERTa model trained with "Delete" text. This also provides direction for the practical application and training of RoBERTa.

The average test results of XLNet model after training on single-operation texts are shown in Figure 11. From the Chinese detection results, XLNet performs weaker after being trained on "Create" and "Translate" operation texts, but shows stronger performance after being trained on "Update," "Delete,"

and "Rewrite" operation texts. This also validates our hypothesis and conclusion from the RoBERTa experiments, namely that the texts generated by "Create" and "Translate" operations differ significantly from human-generated texts, leading to overfitting of the detector. XLNet's detection performance in English is similar to that of RoBERTa. Apart from the model trained with "Translate" texts, which shows relatively poor performance, the other models perform well and have comparable results. Among them, the XLNet model trained on texts generated by the "Delete" operation still achieved the best detection performance. Figure 12 provides a comprehensive comparison of the overall performance of the two detection models in Cross-Operation scenarios. As shown in this figure, RoBERTa outperforms XLNet in detecting both Chinese and English texts. This indicates that in practical detection model training and research, it is more advisable to prioritize the development of the RoBERTa model when the variety of operation texts is limited.

4.3.3 | Cross-LLM Detection

Due to the significant differences in the texts generated by different LLMs, we conducted cross-LLM detection experiments to explore the impact of these differences on the detector. Specifically, we trained the detector on all operation texts generated by a specific LLM and then tested its detection accuracy and generalization performance on texts generated by other LLMs. Similarly, we also employed two model-based detectors, RoBERTa and XLNet, for the experiment.

Table 9 shows the results of training the XLNet model on a single LLM text and testing it on text generated by various operations. After training on Chinese texts generated by five different LLMs, the XLNet model shows significant performance variation. The results in this table indicate that the detection performance of XLNet trained on Baichuan and ChatGLM texts is notably weaker than that of the models trained on texts from the other three LLMs. This may be because the Chinese texts

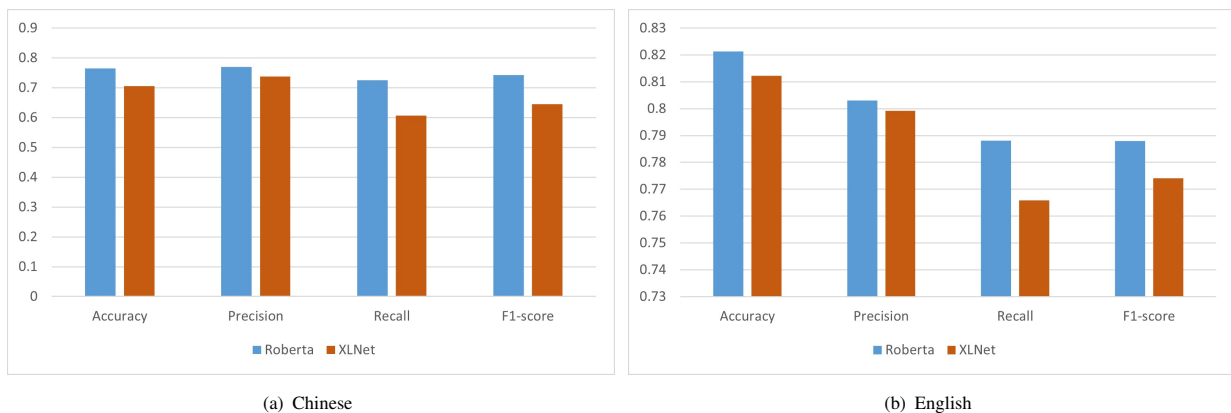


FIGURE 12 Column charts comparing the comprehensive performance of RoBERTa and XLNet for Cross-Operation detection.

generated by GPT3.5, GPT4, and Qwen models are closer to human-level, allowing XLNet to more effectively capture the subtle differences between AI-generated and human-generated texts during training, resulting in superior performance during testing. This is consistent with our established understanding that GPT3.5, GPT4, and Qwen models excel in generating Chinese text. In particular, GPT4 frequently ranks at the top of various performance leaderboards for LLMs. Observing the detection performance of the XLNet model on various sub-operation texts, it is found that the model typically achieves higher accuracy on "QA", "Summary", and "Translate" texts, and this consistency is seen across texts generated by different LLMs. This could be because these operations often introduce unique structures and language patterns in the Chinese text. For

example, translated Chinese texts may contain unnatural expressions or vocabulary usage, summaries typically simplify and condense information, and QA texts might display a specific question-and-answer format. These features make it easier for the XLNet model to distinguish between AI-generated and human-generated texts. From the English detection results, the detection performance of XLNet trained on texts generated by various LLMs shows little difference. This suggests that the performance of these five LLMs in generating English text is quite impressive, and they are gradually approaching human-level proficiency in English text generation. From the detection results of each sub-operation text, it can be seen that, except for the "Translate" operation, all other operations have a detection accuracy above 0.9. This may be because the translated text

TABLE 9 The detection results of the XLNet model trained on a single LLM data on each sub-operation text.

Train Data	Test Data	Chinese				English					
		Accuracy	Precision	Recall	F1-score	Train Data	Test Data	Accuracy	Precision	Recall	F1-score
Baichuan	Complete	0.8360	0.8164	0.8568	0.8358	Baichuan	Complete	0.9304	0.9431	0.9201	0.9302
	QA	0.9714	0.9712	0.9723	0.9714		QA	0.9640	0.9400	0.9892	0.9640
	Polish	0.5490	0.5263	0.3874	0.4463		Polish	0.9584	0.9620	0.9558	0.9584
	Expand	0.5490	0.5262	0.3837	0.4438		Expand	0.9674	0.9600	0.9751	0.9674
	Summary	0.9232	0.9542	0.9008	0.9213		Summary	0.9610	0.9841	0.9419	0.9606
	Refine	0.5530	0.5281	0.3835	0.4443		Refine	0.9587	0.9603	0.9580	0.9587
	Rewrite	0.5528	0.5281	0.3860	0.4460		Rewrite	0.9679	0.9616	0.9747	0.9679
Translate	0.9618	0.9643	0.9596	0.9617	Translate	0.8995	0.8730	0.9277	0.8994		
ChatGLM	Complete	0.8190	0.7954	0.8439	0.8186	ChatGLM	Complete	0.9387	0.9276	0.9508	0.9387
	QA	0.9727	0.9666	0.9793	0.9727		QA	0.9498	0.9673	0.9345	0.9497
	Polish	0.5686	0.5376	0.4349	0.4808		Polish	0.8760	0.8170	0.9426	0.8749
	Expand	0.5696	0.5380	0.4335	0.4801		Expand	0.8789	0.8149	0.9509	0.8776
	Summary	0.9270	0.9761	0.8897	0.9245		Summary	0.9839	0.9969	0.9719	0.9839
	Refine	0.5778	0.5425	0.4471	0.4902		Refine	0.8775	0.8111	0.9528	0.8761
	Rewrite	0.5738	0.5401	0.4347	0.4817		Rewrite	0.8867	0.8184	0.9644	0.8854
Translate	0.8310	0.9874	0.7162	0.8240	Translate	0.8475	0.9572	0.7621	0.8434		
GPT3.5	Complete	0.8018	0.7503	0.8580	0.7997	GPT3.5	Complete	0.9157	0.9831	0.8600	0.9144
	QA	0.9730	0.9730	0.9735	0.9730		QA	0.9722	0.9626	0.9820	0.9722
	Polish	0.6462	0.5913	0.6357	0.6125		Polish	0.9430	0.9864	0.9060	0.9425
	Expand	0.6428	0.5879	0.6234	0.6050		Expand	0.9609	0.9884	0.9356	0.9608
	Summary	0.9235	0.9610	0.8952	0.9216		Summary	0.9802	0.9778	0.9829	0.9802
	Refine	0.6671	0.6019	0.6591	0.6292		Refine	0.9534	0.9850	0.9263	0.9531
	Rewrite	0.6620	0.5990	0.6511	0.6240		Rewrite	0.9706	0.9899	0.9529	0.9705
Translate	0.9259	0.9910	0.8726	0.9243	Translate	0.8658	0.8136	0.9231	0.8645		
GPT4	Complete	0.8350	0.9008	0.7829	0.8222	Llama3	Complete	0.9314	0.9410	0.9242	0.9312
	QA	0.9710	0.9888	0.9547	0.9709		QA	0.9527	0.9242	0.9830	0.9527
	Polish	0.8040	0.8890	0.7366	0.7921		Polish	0.9600	0.9671	0.9546	0.9599
	Expand	0.8575	0.9090	0.8186	0.8507		Expand	0.9737	0.9721	0.9755	0.9737
	Summary	0.9068	0.9399	0.8809	0.9056		Summary	0.9544	0.9683	0.9438	0.9541
	Refine	0.9382	0.9291	0.9487	0.9382		Refine	0.9661	0.9704	0.9627	0.9660
	Rewrite	0.9002	0.9218	0.8856	0.8990		Rewrite	0.9718	0.9663	0.9775	0.9718
Translate	0.9266	0.9901	0.8750	0.9248	Translate	0.8431	0.7831	0.9092	0.8412		
Qwen	Complete	0.6972	0.8855	0.5200	0.6241	Llama2	Complete	0.9422	0.9767	0.9124	0.9419
	QA	0.9079	0.9870	0.8465	0.9052		QA	0.9448	0.9456	0.9447	0.9448
	Polish	0.6886	0.9732	0.4993	0.6110		Polish	0.9556	0.9730	0.9409	0.9554
	Expand	0.7270	0.9800	0.5575	0.6718		Expand	0.9698	0.9757	0.9644	0.9698
	Summary	0.8200	0.8461	0.7995	0.8150		Summary	0.9567	0.9928	0.9274	0.9560
	Refine	0.8367	0.9934	0.7259	0.8236		Refine	0.9610	0.9741	0.9498	0.9609
	Rewrite	0.7611	0.9881	0.6107	0.7217		Rewrite	0.9699	0.9738	0.9668	0.9699
Translate	0.9237	0.9622	0.8931	0.9223	Translate	0.8890	0.8622	0.9181	0.8888		

in terms of grammar and vocabulary is very similar to human-translated text, making it difficult for the XLNet to distinguish between machine translation and human translation. Machine translation technology is already quite mature and can generate text that conforms to the grammar and style of the target language, reducing the effectiveness of the XLNet.

To explore the generalization capability of the detector on texts from different LLMs, this paper conducted the experiment: first training on texts generated by a single LLM, and then testing on texts generated by other LLMs. The specific experimental results are shown in Table 10. The Chinese detection results indicate that texts generated by GPT4 and GPT3.5 have significantly improved the performance and generalization ability of XLNet. We believe this is mainly because the texts generated by the GPT series make it easier for XLNet to capture the subtle differences between AI-generated and human-generated texts. Specifically, the texts generated by GPT4 not only enable XLNet to perform well on GPT series models but also achieve satisfactory results in detecting texts from other types of LLMs. It is worth noting that although training on Qwen texts resulted in a high overall detection rate

for XLNet, this are primarily due to its high accuracy in detecting its own texts. The performance of XLNet trained on Qwen texts is not satisfactory on Baichuan and ChatGLM texts, with detection accuracy even failing to reach 0.7. Therefore, texts generated by Qwen are not suitable for use as training texts in practical detector training. Similarly, XLNet performs better in detecting English texts. The detection results show that the accuracy for almost all LLMs generated English texts is above 0.9. This indicates that the English texts generated by various LLMs are relatively consistent, and the technology for generating English texts has become quite mature.

The average test results of RoBERTa model after training on single-operation texts are shown in Figure 13. From the Chinese detection results, RoBERTa maintains high performance after being trained on GPT4 and Qwen texts. Unlike the XLNet model, RoBERTa shows a certain drop in detection accuracy after being trained on GPT3.5 texts compared to the previous two LLMs. This may be because GPT4, as a more advanced model, generates text with quality and complexity closer to human level, providing clearer distinguishing signals. The Qwen model may have similar advantages in some aspects. However,

TABLE 10 The detection results of the XLNet model trained on a single LLM data on each LLM text.

Train Data	Test Data	Chinese				English					
		Accuracy	Precision	Recall	F1-score	Train Data	Test Data	Accuracy	Precision	Recall	F1-score
Baichuan	Baichuan	0.7341	0.7138	0.6624	0.6826	Baichuan	Baichuan	0.9407	0.9416	0.9411	0.9405
	ChatGLM	0.7289	0.7267	0.6378	0.6762		ChatGLM	0.9375	0.9482	0.9287	0.9373
	GPT3.5	0.7506	0.7336	0.6724	0.6976		GPT3.5	0.9497	0.9481	0.9543	0.9494
	GPT4	0.7501	0.7324	0.6692	0.6946		Llama3	0.9631	0.9505	0.9763	0.9631
	Qwen	0.7217	0.7278	0.6270	0.6681		Llama2	0.9638	0.9518	0.9761	0.9637
	Average	0.7370	0.7269	0.6538	0.6838		Average	0.9509	0.9480	0.9553	0.9508
ChatGLM	Baichuan	0.7237	0.7345	0.6402	0.6816	ChatGLM	Baichuan	0.8851	0.8873	0.8892	0.8842
	ChatGLM	0.7509	0.7282	0.6887	0.7052		ChatGLM	0.9221	0.8830	0.9663	0.9213
	GPT3.5	0.7314	0.7363	0.6467	0.6845		GPT3.5	0.8977	0.8906	0.9161	0.8957
	GPT4	0.7383	0.7422	0.6571	0.6920		Llama3	0.9045	0.8911	0.9274	0.9031
	Qwen	0.7055	0.7361	0.6044	0.6570		Llama2	0.9152	0.8919	0.9447	0.9143
	Average	0.7299	0.7355	0.6474	0.6841		Average	0.9049	0.8888	0.9287	0.9037
GPT3.5	Baichuan	0.7740	0.7534	0.7638	0.7580	GPT3.5	Baichuan	0.9212	0.9623	0.8881	0.9206
	ChatGLM	0.7456	0.7490	0.7160	0.7280		ChatGLM	0.9180	0.9626	0.8809	0.9172
	GPT3.5	0.8017	0.7578	0.8090	0.7818		GPT3.5	0.9657	0.9485	0.9839	0.9652
	GPT4	0.8024	0.7634	0.8034	0.7820		Llama3	0.9676	0.9650	0.9714	0.9674
	Qwen	0.7779	0.7611	0.7632	0.7562		Llama2	0.9537	0.9660	0.9437	0.9536
	Average	0.7803	0.7569	0.7711	0.7612		Average	0.9452	0.9609	0.9336	0.9448
GPT4	Baichuan	0.8385	0.9226	0.7677	0.8304	Llama3	Baichuan	0.9286	0.9377	0.9222	0.9282
	ChatGLM	0.7780	0.9073	0.6715	0.7649		ChatGLM	0.9304	0.9350	0.9269	0.9301
	GPT3.5	0.9362	0.9455	0.9297	0.9356		GPT3.5	0.9463	0.9377	0.9581	0.9459
	GPT4	0.9645	0.9439	0.9868	0.9645		Llama3	0.9557	0.9314	0.9815	0.9552
	Qwen	0.9450	0.9486	0.9461	0.9442		Llama2	0.9599	0.9409	0.9803	0.9596
	Average	0.8924	0.9336	0.8604	0.8879		Average	0.9442	0.9366	0.9538	0.9438
Qwen	Baichuan	0.6991	0.9164	0.5301	0.6393	Llama2	Baichuan	0.9270	0.9608	0.8973	0.9267
	ChatGLM	0.6198	0.9260	0.4018	0.5390		ChatGLM	0.9325	0.9593	0.9083	0.9323
	GPT3.5	0.7821	0.9711	0.6529	0.7575		GPT3.5	0.9517	0.9632	0.9444	0.9512
	GPT4	0.8999	0.9806	0.8368	0.8980		Llama3	0.9667	0.9616	0.9724	0.9667
	Qwen	0.9755	0.9656	0.9862	0.9754		Llama2	0.9655	0.9515	0.9805	0.9653
	Average	0.7953	0.9519	0.6816	0.7619		Average	0.9487	0.9593	0.9406	0.9484

the texts generated by GPT3.5 may not exhibit the same subtle differences as GPT4, making it difficult for RoBERTa to effectively recognize these differences during training. In terms of English text detection, RoBERTa also performs exceptionally well. Except for the model trained on ChatGLM texts, which shows slightly weaker performance, RoBERTa maintains the detection accuracy of around 0.95 when trained on texts from other LLMs, achieving satisfactory results. Figure 14 presents the average detection results of these two detection models in cross-LLM scenarios. Experimental results show that XLNet performs slightly better in Chinese text detection, while RoBERTa has an edge in English text detection. Therefore, when training on texts from only one LLM, the choice of detection model should be based on the actual language environment and specific requirements of the application.

4.4 | Discussions and Suggestions

Our comprehensive evaluation of AI-generated text detection systems highlights several key findings that offer critical insights for the advancement of this field. The experiments, focused on **Cross-Dataset**, **Cross-Operation**, and **Cross-LLM** detection, provide a nuanced understanding of the strengths and limitations of various detection models and configurations. The **Cross-Dataset** experiments underscore the importance of training data diversity. The MPU model, for instance, demonstrated superior performance in detecting texts generated by GPT series models, likely due to the familiarity with the text patterns from the HC3 dataset. This dataset’s predominance of ChatGPT generated texts likely contributed to MPU’s higher accuracy. However, MPU struggled with texts generated by Baichuan and ChatGLM, indicating a need for more diverse training data that includes outputs from a broader range of LLMs. Although RoBERTa is generally effective, its performance significantly

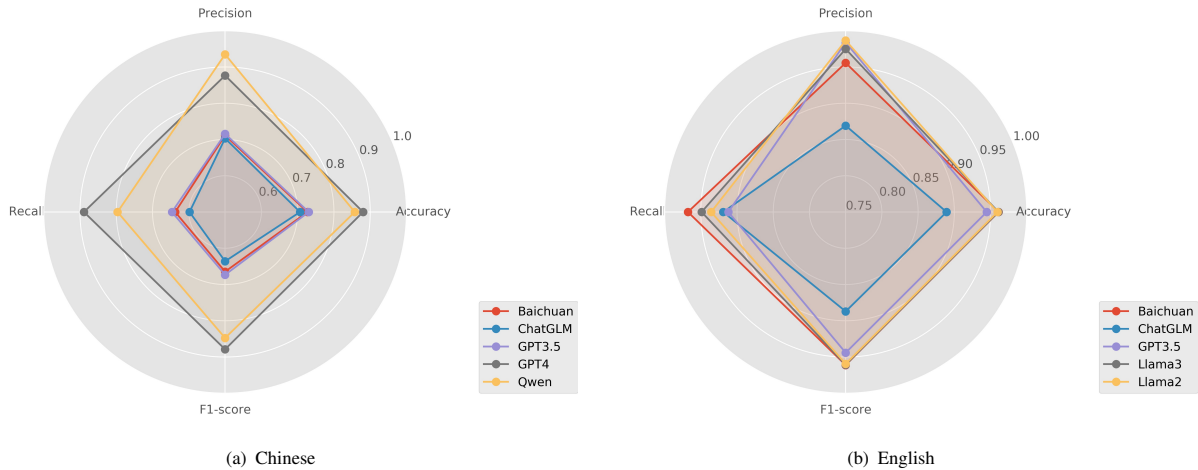


FIGURE 13 Radar charts of average detection results of RoBERTa model trained on a single LLM data.

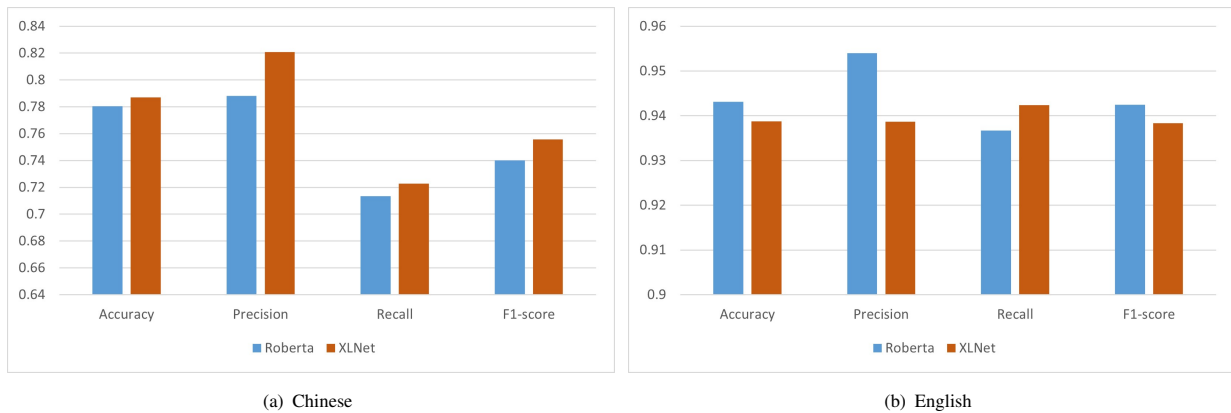


FIGURE 14 Column charts comparing the comprehensive performance of RoBERTa and XLNet for Cross-LLM detection.

decreases when encountering unseen datasets, indicating that its generalization ability is limited compared to MPU. This suggests that future research should focus on developing training datasets that encompass a wider variety of text sources to enhance generalization. The **Cross-Operation** experiments revealed significant variability in detection performance based on the type of text generation operation. Models trained on "Create" and "Translate" tasks exhibited poorer generalization, likely due to the distinct features of texts generated by these operations. In contrast, training on "Update," "Delete," and "Rewrite" operations yielded better performance across various operations. This suggests that future detectors should prioritize training on operations that produce texts closer to human language patterns. The **Cross-LLM** detection results highlight the significant impact of the source LLM on detection accuracy. Models trained on Chinese texts from advanced LLMs like GPT4 and Qwen showed superior performance, underscoring these models' ability to generate texts that capture subtle differences from human-written texts. However, the performance drop with texts from Baichuan and ChatGLM indicates that current detectors may not be fully equipped to handle the variability in text generation quality across different LLMs. This calls for the development of more robust detection models that can adapt to the unique characteristics of texts from diverse LLMs. Moreover, the relatively better performance of models on English texts suggests a potential area for improvement in handling Chinese texts, possibly by incorporating linguistic and cultural nuances into the training process.

To enhance the robustness and accuracy of AI-generated text detection systems, several key strategies should be pursued. First, training datasets should be diversified to include texts from a broad array of LLMs and text generation operations, which will enhance the generalization capabilities of detection models. Incorporating multi-task learning approaches can help models learn shared features across different tasks, improving their adaptability to varied text generation scenarios. For non-English texts, especially Chinese, it's crucial to integrate linguistic and cultural nuances into the training data to significantly enhance detection performance. Regular updates to detection models with data from the latest LLMs are also essential to keep up with evolving text generation technologies. Furthermore, expanding research into cross-lingual detection methods can offer valuable insights for developing models that perform robustly across different languages, potentially through the use of transfer learning techniques and multilingual training datasets. By addressing these areas, future research can foster the development of more robust and versatile AI-generated text detection systems.

5 | CONCLUSION AND FUTURE WORK

In this paper, we propose CUDRT, a novel benchmark designed to rigorously evaluate the performance of AI-generated text detectors across diverse text generation scenarios in both Chinese and English. Our findings demonstrate that CUDRT effectively addresses gaps in current evaluation methods by incorporating a broader spectrum of text generation operations and linguistic variations. The benchmark highlights the challenges in detecting AI-generated text across various domains and languages, emphasizing the need for more sophisticated detection methods. Our experimental results underscore the importance of developing nuanced detection mechanisms that can adapt to the evolving capabilities of large language models (LLMs). The diversity of CUDRT scenarios from text completion to translation provides a comprehensive testing ground for AI-generated text detectors, offering insights into their strengths and limitations. This research opens new avenues for developing more robust, language-inclusive detection systems. By incorporating real-world applications and cross-linguistic data, CUDRT sets a new standard in evaluating text generation detection technologies, encouraging a move towards more globally inclusive AI technologies that recognize and adapt to linguistic diversity and the nuanced nature of human language.

As AI technology continues to advance, the development of benchmarks like CUDRT will be crucial for ensuring the safe, ethical, and effective use of LLMs across industries and communities worldwide. Future research should focus on expanding the scope of the benchmark to include more languages and LLMs types, further enhancing the utility and relevance of detection tools in a rapidly evolving digital landscape.

ACKNOWLEDGMENTS

This work was supported by the National Natural Science Foundation of China (Grant No. 72271233), Suzhou Key Laboratory of Artificial Intelligence and Social Governance Technologies (SZS2023007), Smart Social Governance Technology and Innovative Application Platform (YZCXPT2023101).

CONFLICT OF INTEREST

The authors declare no potential conflict of interests.

References

- Achiam, J., Adler, S., Agarwal, S., Ahmad, L., Akkaya, I., Aleman, F. L., . . . others (2023). Gpt-4 technical report. *arXiv preprint arXiv:2303.08774*.
- Alowais, S. A., Alghamdi, S. S., Alsuhebany, N., Alqahtani, T., Alshaya, A. I., Almohareb, S. N., . . . others (2023). Revolutionizing healthcare: the role of artificial intelligence in clinical practice. *BMC medical education*, 23(1), 689.

- Bahak, H., Taheri, F., Zojaji, Z., & Kazemi, A. (2023). Evaluating chatgpt as a question answering system: A comprehensive analysis and comparison with existing models. *arXiv preprint arXiv:2312.07592*.
- Bai, J., Bai, S., Chu, Y., Cui, Z., Dang, K., Deng, X., ... others (2023). Qwen technical report. *arXiv preprint arXiv:2309.16609*.
- Bai, Y., Ying, J., Cao, Y., Lv, X., He, Y., Wang, X., ... others (2024). Benchmarking foundation models with language-model-as-an-examiner. *Advances in Neural Information Processing Systems*, 36.
- Chang, Y., Wang, X., Wang, J., Wu, Y., Yang, L., Zhu, K., ... others (2024). A survey on evaluation of large language models. *ACM Transactions on Intelligent Systems and Technology*, 15(3), 1–45.
- Chen, Y., Arunasalam, A., & Celik, Z. B. (2023). Can large language models provide security & privacy advice? measuring the ability of llms to refute misconceptions. In *Proceedings of the 39th annual computer security applications conference* (pp. 366–378).
- Clusmann, J., Kolbinger, F. R., Muti, H. S., Carrero, Z. I., Eckardt, J.-N., Laleh, N. G., ... others (2023). The future landscape of large language models in medicine. *Communications medicine*, 3(1), 141.
- Derner, E., & Batistič, K. (2023). Beyond the safeguards: Exploring the security risks of chatgpt. *arXiv preprint arXiv:2305.08005*.
- Du, Z., Qian, Y., Liu, X., Ding, M., Qiu, J., Yang, Z., & Tang, J. (2022). GLM: General language model pretraining with autoregressive blank infilling. In *Proceedings of the 60th annual meeting of the association for computational linguistics (volume 1: Long papers)* (pp. 320–335). Association for Computational Linguistics.
- Gao, C., Chen, D., Zhang, Q., Huang, Y., Wan, Y., & Sun, L. (2024). Llm-as-a-coauthor: The challenges of detecting llm-human mixcase. *arXiv preprint arXiv:2401.05952*.
- Gehrmann, S., Strobel, H., & Rush, A. M. (2019). Gltr: Statistical detection and visualization of generated text. *arXiv preprint arXiv:1906.04043*.
- Guo, B., Zhang, X., Wang, Z., Jiang, M., Nie, J., Ding, Y., ... Wu, Y. (2023). How close is chatgpt to human experts? comparison corpus, evaluation, and detection. *arXiv preprint arXiv:2301.07597*.
- He, X., Shen, X., Chen, Z., Backes, M., & Zhang, Y. (2023). Mgtbench: Benchmarking machine-generated text detection. *arXiv preprint arXiv:2303.14822*.
- Heidt, A. (2023). Artificial-intelligence search engines wrangle academic literature. *Nature*, 620(7973), 456–457.
- Kaddour, J., Harris, J., Mozes, M., Bradley, H., Raileanu, R., & McHardy, R. (2023). Challenges and applications of large language models. *arXiv preprint arXiv:2307.10169*.
- Khasawneh, M. A. S., & jadallah abed Khasawneh, Y. (2023). The roles of formulaic sequences and discourse markers in academic writing; insights from lecturers and other researchers. *Journal of Namibian Studies: History Politics Culture*, 34, 7102–7122.
- Li, Z., Fan, S., Gu, Y., Li, X., Duan, Z., Dong, B., ... Wang, J. (2024). Flexkbqa: A flexible llm-powered framework for few-shot knowledge base question answering. In (pp. 18608–18616). Proceedings of the AAAI Conference on Artificial Intelligence.
- Liang, X., Song, S., Niu, S., Li, Z., Xiong, F., Tang, B., ... others (2023). Uhgeval: Benchmarking the hallucination of chinese large language models via unconstrained generation. *arXiv preprint arXiv:2311.15296*.
- Liu, G., Du, H., Niyato, D., Kang, J., Xiong, Z., Kim, D. I., & Shen, X. (2024). Semantic communications for artificial intelligence generated content (aigc) toward effective content creation. *IEEE Network*.
- Liu, X., Zhang, Z., Wang, Y., Pu, H., Lan, Y., & Shen, C. (2023). CoCo: Coherence-enhanced machine-generated text detection under low resource with contrastive learning. In *Proceedings of the 2023 conference on empirical methods in natural language processing* (pp. 16167–16188). Association for Computational Linguistics.
- Liu, Y., Ott, M., Goyal, N., Du, J., Joshi, M., Chen, D., ... Stoyanov, V. (2019). Roberta: A robustly optimized bert pretraining approach. *arXiv preprint arXiv:1907.11692*.
- Macko, D., Moro, R., Uchendu, A., Lucas, J. S., Yamashita, M., Pikuliak, M., ... others (2023). Multitude: Large-scale multilingual machine-generated text detection benchmark. *arXiv preprint arXiv:2310.13606*.
- Maia, M., Handschuh, S., Freitas, A., Davis, B., McDermott, R., Zarrouk, M., & Balahur, A. (2018). Wwv'18 open challenge: financial opinion mining and question answering. In (pp. 1941–1942). Companion proceedings of the the web conference 2018.
- Manovich, L. (2002). *The language of new media*. MIT press.
- Marvin, G., Hellen, N., Jjingo, D., & Nakatumba-Nabende, J. (2023). Prompt engineering in large language models. In (pp. 387–402). International Conference on Data Intelligence and Cognitive Informatics.
- Mitchell, E., Lee, Y., Khazatsky, A., Manning, C. D., & Finn, C. (2023). Detectgpt: Zero-shot machine-generated text detection using probability curvature. In (pp. 24950–24962). International Conference on Machine Learning.
- Nam, D., Macvean, A., Hellendoorn, V., Vasilescu, B., & Myers, B. (2024). Using an llm to help with code understanding. In (pp. 1–13). Proceedings of the IEEE/ACM 46th International Conference on Software Engineering.
- Ni, J., Young, T., Pandealea, V., Xue, F., & Cambria, E. (2023).

- Recent advances in deep learning based dialogue systems: A systematic survey. *Artificial intelligence review*, 56(4), 3055–3155.
- Pan, Y., Pan, L., Chen, W., Nakov, P., Kan, M.-Y., & Wang, W. Y. (2023). On the risk of misinformation pollution with large language models. *arXiv preprint arXiv:2305.13661*.
- Peng, X., Zhou, Y., He, B., Sun, L., & Sun, Y. (2024). Hidding the ghostwriters: An adversarial evaluation of ai-generated student essay detection. *arXiv preprint arXiv:2402.00412*.
- Rouf, R., Rasolroveicy, M., Litoiu, M., Nagar, S., Mohapatra, P., Gupta, P., & Watts, I. (2024). Instantops: A joint approach to system failure prediction and root cause identification in microservices cloud-native applications. In (pp. 119–129). Proceedings of the 15th ACM/SPEC International Conference on Performance Engineering.
- Sarzaeim, P., Doshi, A., & Mahmoud, Q. (2023). A framework for detecting ai-generated text in research publications. In (pp. 121–127). Proceedings of the International Conference on Advanced Technologies.
- Sel, B., Shanmugasundaram, P., Kachuee, M., Zhou, K., Jia, R., & Jin, M. (2024). Skin-in-the-game: Decision making via multi-stakeholder alignment in llms. *arXiv preprint arXiv:2405.12933*.
- Shi, Y., Ma, H., Zhong, W., Tan, Q., Mai, G., Li, X., ... Huang, J. (2023). Chatgraph: Interpretable text classification by converting chatgpt knowledge to graphs. In (pp. 515–520). IEEE International Conference on Data Mining Workshops (ICDMW).
- Shu, L., Luo, L., Hoskere, J., Zhu, Y., Liu, Y., Tong, S., ... Meng, L. (2024). Rewritelms: An instruction-tuned large language model for text rewriting. In (pp. 18970–18980). Proceedings of the AAAI Conference on Artificial Intelligence.
- Stokel-Walker, C., & Van Noorden, R. (2023). What chatgpt and generative ai mean for science. *Nature*, 614(7947), 214–216.
- Su, J., Zhuo, T. Y., Wang, D., & Nakov, P. (2023). Detectllm: Leveraging log rank information for zero-shot detection of machine-generated text. *arXiv preprint arXiv:2306.05540*.
- Su, Z., Wu, X., Zhou, W., Ma, G., & Hu, S. (2023). Hc3 plus: A semantic-invariant human chatgpt comparison corpus. *arXiv preprint arXiv:2309.02731*.
- Team, M. A. (2024). Meta llama 3: The most capable openly available llm to date. *Hugging Face*. Retrieved from <https://huggingface.co/meta-llama/Meta-Llama-3>
- Tian, Y., Chen, H., Wang, X., Bai, Z., Zhang, Q., Li, R., ... Wang, Y. (2023). Multiscale positive-unlabeled detection of ai-generated texts. *arXiv preprint arXiv:2305.18149*.
- Touvron, H., Lavril, T., Izacard, G., Martinet, X., Lachaux, M.-A., Lacroix, T., ... others (2023). Llama: Open and efficient foundation language models. *arXiv preprint arXiv:2302.13971*.
- Wang, P., Li, L., Ren, K., Jiang, B., Zhang, D., & Qiu, X. (2023, December). SeqXGPT: Sentence-level AI-generated text detection. In (pp. 1144–1156). Proceedings of the 2023 Conference on Empirical Methods in Natural Language Processing.
- Wang, Y. (2023). Large language models evaluate machine translation via polishing. In (pp. 158–163). 2023 6th International Conference on Algorithms, Computing and Artificial Intelligence.
- Wang, Y., Mansurov, J., Ivanov, P., Su, J., Shelmanov, A., Tsvigun, A., ... others (2023). M4: Multi-generator, multi-domain, and multi-lingual black-box machine-generated text detection. *arXiv preprint arXiv:2305.14902*.
- Wang, Y., Mansurov, J., Ivanov, P., Su, J., Shelmanov, A., Tsvigun, A., ... others (2024). M4gt-bench: Evaluation benchmark for black-box machine-generated text detection. *arXiv preprint arXiv:2402.11175*.
- Xie, Z., Cohn, T., & Lau, J. H. (2023). The next chapter: A study of large language models in storytelling. In (pp. 323–351). Proceedings of the 16th International Natural Language Generation Conference.
- Xu, H., Ren, J., He, P., Zeng, S., Cui, Y., Liu, A., ... Tang, J. (2023). On the generalization of training-based chatgpt detection methods. *arXiv preprint arXiv:2310.01307*.
- Yang, A., Xiao, B., Wang, B., Zhang, B., Bian, C., Yin, C., ... others (2023). Baichuan 2: Open large-scale language models. *arXiv preprint arXiv:2309.10305*.
- Yang, J., Jin, H., Tang, R., Han, X., Feng, Q., Jiang, H., ... Hu, X. (2024). Harnessing the power of llms in practice: A survey on chatgpt and beyond. *ACM Transactions on Knowledge Discovery from Data*, 18(6), 1–32.
- Yang, L., Jiang, F., & Li, H. (2023). Is chatgpt involved in texts? measure the polish ratio to detect chatgpt-generated text. *APSIPA Transactions on Signal and Information Processing*, 13(2).
- Yang, Z., Dai, Z., Yang, Y., Carbonell, J., Salakhutdinov, R. R., & Le, Q. V. (2019). Xlnet: Generalized autoregressive pretraining for language understanding. *Advances in neural information processing systems*, 32.
- Zeng, A., Liu, X., Du, Z., Wang, Z., Lai, H., Ding, M., ... others (2022). Glm-130b: An open bilingual pre-trained model. *arXiv preprint arXiv:2210.02414*.
- Zhang, Z., Gao, J., Dhaliwal, R. S., & Li, T. J.-J. (2023). Visar: A human-ai argumentative writing assistant with visual programming and rapid draft prototyping. In (pp. 1–30). Proceedings of the 36th Annual ACM Symposium on

User Interface Software and Technology.

Zhao, W. X., Zhou, K., Li, J., Tang, T., Wang, X., Hou, Y., ... others (2023). A survey of large language models. *arXiv preprint arXiv:2303.18223*.

Zhou, X., Liu, M., Yurtsever, E., Zagar, B. L., Zimmer, W., Cao, H., & Knoll, A. C. (2024). Vision language models in autonomous driving: A survey and outlook. *IEEE Transactions on Intelligent Vehicles*.



APPENDIX

A OTHER EXPERIMENTAL DATA

TABLE A1 Direct detection of the proposed Dataset Based on the RoBERTa Model.

	Chinese				English			
	Accuracy	Precision	Recall	F1-score	Accuracy	Precision	Recall	F1-score
Complete	0.5124	0.9189	0.2256	0.3623	0.5460	0.5251	0.3949	0.4508
QA	0.9204	0.9897	0.8594	0.9200	0.6280	0.5899	0.6326	0.6105
Polish	0.5128	0.9000	0.2279	0.3638	0.5212	0.5109	0.3072	0.3837
Expand	0.5516	0.9510	0.2881	0.4422	0.5244	0.5126	0.3126	0.3884
Summary	0.5712	0.9450	0.3211	0.4794	0.9332	0.8849	0.9865	0.9329
Refine	0.5404	0.9391	0.2714	0.4211	0.5208	0.5107	0.3047	0.3816
Rewrite	0.5408	0.9722	0.2676	0.4197	0.5228	0.5117	0.3080	0.3845
Translate	0.5208	0.7321	0.2710	0.3956	0.6604	0.6334	0.6822	0.6569
Operations Average	0.5838	0.9185	0.3415	0.4755	0.6071	0.5849	0.4911	0.5237
Complete	0.5448	0.9912	0.2716	0.4264	0.5320	0.5176	0.3804	0.4385
QA	0.9488	0.9930	0.9082	0.9487	0.6776	0.6210	0.7019	0.6590
Polish	0.5080	0.7778	0.2310	0.3562	0.5216	0.5112	0.3134	0.3886
Expand	0.5256	0.9324	0.2472	0.3908	0.5092	0.5048	0.2974	0.3742
Summary	0.5700	0.9487	0.3184	0.4768	0.9180	0.8762	0.9635	0.9177
Refine	0.5352	0.9490	0.2614	0.4099	0.5172	0.5090	0.3149	0.3890
Rewrite	0.5348	0.9579	0.2597	0.4086	0.4964	0.4981	0.2924	0.3685
Translate	0.6796	0.9212	0.5032	0.6509	0.6236	0.6081	0.6358	0.6217
Operations Average	0.6059	0.9339	0.3751	0.5085	0.5995	0.5807	0.4875	0.5197
Complete	0.5316	0.9759	0.2524	0.4011	0.5620	0.5331	0.4029	0.4590
QA	0.9712	0.9950	0.9485	0.9712	0.6824	0.6217	0.7063	0.6613
Polish	0.5204	0.9180	0.2397	0.3802	0.5204	0.5104	0.3006	0.3784
Expand	0.6116	0.9729	0.3788	0.5452	0.5288	0.5148	0.3195	0.3943
Summary	0.5272	0.8864	0.2557	0.3969	0.9136	0.8698	0.9614	0.9133
Refine	0.5484	0.9690	0.2802	0.4347	0.5224	0.5115	0.3039	0.3813
Rewrite	0.5812	0.9765	0.3308	0.4942	0.5228	0.5117	0.3087	0.3851
Translate	0.5176	0.6864	0.2755	0.3932	0.6348	0.6163	0.6495	0.6325
Operations Average	0.6012	0.9225	0.3702	0.5021	0.6109	0.5862	0.4941	0.5256
Complete	0.7104	0.9962	0.5210	0.6842	0.5560	0.5300	0.3958	0.4532
QA	0.9904	0.9968	0.9841	0.9904	0.6552	0.6058	0.6678	0.6353
Polish	0.5620	0.9755	0.3009	0.4599	0.5268	0.5138	0.3192	0.3938
Expand	0.6160	0.9899	0.3813	0.5506	0.5196	0.5102	0.3116	0.3869
Summary	0.5688	0.9479	0.3167	0.4747	0.9296	0.8937	0.9682	0.9295
Refine	0.5984	0.9695	0.3591	0.5241	0.5244	0.5125	0.3103	0.3866
Rewrite	0.6356	0.9913	0.4106	0.5806	0.5252	0.5130	0.3130	0.3888
Translate	0.5336	0.7625	0.2938	0.4241	0.6500	0.6285	0.6677	0.6475
Operations Average	0.6519	0.9537	0.4459	0.5861	0.6109	0.5884	0.4942	0.5277
Complete	0.5928	0.9957	0.3448	0.5122	0.5540	0.5291	0.3965	0.4533
QA	0.9556	0.9922	0.9215	0.9555	0.7084	0.6345	0.7433	0.6846
Polish	0.5044	0.7200	0.2293	0.3478	0.5240	0.5123	0.3109	0.3870
Expand	0.5272	0.9857	0.2444	0.3917	0.5280	0.5145	0.3222	0.3962
Summary	0.5380	0.9130	0.2711	0.4181	0.9340	0.8834	0.9901	0.9337
Refine	0.5340	0.9570	0.2584	0.4070	0.5212	0.5109	0.3041	0.3812
Rewrite	0.5240	0.9286	0.2449	0.3876	0.5256	0.5132	0.3132	0.3890
Translate	0.5216	0.7109	0.2792	0.4009	0.6736	0.6428	0.6991	0.6697
Operations Average	0.5872	0.9004	0.3492	0.4776	0.6211	0.5926	0.5099	0.5368

TABLE A2 Direct detection of the proposed Dataset Based on the XLNet Model.

	Chinese				English			
	Accuracy	Precision	Recall	F1-score	Accuracy	Precision	Recall	F1-score
Complete	0.5908	0.8721	0.3731	0.5226	0.5004	0.5002	0.2581	0.3405
QA	0.9332	0.9713	0.8978	0.9331	0.6520	0.5962	0.6457	0.6199
Polish	0.5256	0.6538	0.3158	0.4259	0.5024	0.5012	0.2573	0.3400
Expand	0.5908	0.7873	0.4070	0.5366	0.5052	0.5026	0.2632	0.3455
Summary	0.6384	0.8862	0.4500	0.5969	0.6028	0.5574	0.5036	0.5291
Refine	0.5660	0.7603	0.3678	0.4958	0.5024	0.5012	0.2581	0.3407
Rewrite	0.5840	0.8052	0.3852	0.5211	0.5024	0.5012	0.2557	0.3386
Translate	0.5360	0.6286	0.3714	0.4669	0.5348	0.5183	0.3462	0.4151
Operations Average	0.6206	0.7956	0.4460	0.5624	0.5378	0.5223	0.3485	0.4087
Complete	0.6396	0.8939	0.4489	0.5977	0.4956	0.4978	0.2554	0.3376
QA	0.9668	0.9810	0.9530	0.9668	0.6644	0.6062	0.6714	0.6372
Polish	0.5248	0.6535	0.3132	0.4235	0.5008	0.5004	0.2559	0.3386
Expand	0.5540	0.7368	0.3515	0.4759	0.4912	0.4955	0.2529	0.3349
Summary	0.6328	0.8825	0.4420	0.5890	0.5932	0.5519	0.4856	0.5166
Refine	0.5724	0.7910	0.3678	0.5022	0.4992	0.4996	0.2560	0.3386
Rewrite	0.5736	0.7570	0.3861	0.5114	0.4816	0.4906	0.2506	0.3317
Translate	0.6948	0.8175	0.5865	0.6830	0.4672	0.4815	0.3066	0.3746
Operations Average	0.6449	0.8141	0.4811	0.5937	0.5242	0.5154	0.3418	0.4012
Complete	0.6952	0.9251	0.5266	0.6712	0.5044	0.5022	0.2605	0.3430
QA	0.9740	0.9714	0.9767	0.9740	0.6736	0.6090	0.6793	0.6423
Polish	0.5632	0.7705	0.3571	0.4880	0.5032	0.5016	0.2584	0.3411
Expand	0.7296	0.9031	0.5938	0.7165	0.5040	0.5020	0.2595	0.3422
Summary	0.5460	0.7833	0.3151	0.4494	0.5956	0.5529	0.4847	0.5165
Refine	0.6044	0.8145	0.4206	0.5547	0.5012	0.5006	0.2529	0.3360
Rewrite	0.6836	0.8768	0.5309	0.6613	0.5024	0.5012	0.2565	0.3393
Translate	0.5504	0.6676	0.3843	0.4878	0.5336	0.5176	0.3440	0.4133
Operations Average	0.6683	0.8390	0.5131	0.6254	0.5398	0.5234	0.3495	0.4092
Complete	0.8780	0.9646	0.8039	0.8769	0.5048	0.5024	0.2614	0.3439
QA	0.9832	0.9719	0.9948	0.9832	0.6560	0.5981	0.6504	0.6232
Polish	0.6696	0.8759	0.5076	0.6427	0.5032	0.5016	0.2576	0.3404
Expand	0.7880	0.9128	0.6856	0.7830	0.5048	0.5024	0.2614	0.3439
Summary	0.5976	0.8631	0.3882	0.5355	0.5988	0.5549	0.4932	0.5222
Refine	0.6904	0.8802	0.5406	0.6698	0.5040	0.5020	0.2595	0.3422
Rewrite	0.7736	0.9181	0.6581	0.7666	0.5024	0.5012	0.2565	0.3393
Translate	0.5620	0.6886	0.4005	0.5064	0.5352	0.5184	0.3427	0.4126
Operations Average	0.7428	0.8844	0.6224	0.7205	0.5387	0.5226	0.3479	0.4085
Complete	0.7384	0.9529	0.5823	0.7229	0.5044	0.5022	0.2621	0.3444
QA	0.9780	0.9694	0.9868	0.9780	0.6924	0.6203	0.7099	0.6621
Polish	0.5132	0.5922	0.3063	0.4038	0.5020	0.5010	0.2556	0.3385
Expand	0.6312	0.8347	0.4606	0.5936	0.5016	0.5008	0.2562	0.3390
Summary	0.5500	0.7934	0.3204	0.4565	0.6012	0.5563	0.4984	0.5258
Refine	0.6904	0.8802	0.5406	0.6698	0.5036	0.5018	0.2586	0.3413
Rewrite	0.5452	0.7070	0.3445	0.4632	0.5016	0.5008	0.2538	0.3369
Translate	0.5448	0.6436	0.3874	0.4837	0.5392	0.5206	0.3532	0.4209
Operations Average	0.6489	0.7967	0.4911	0.5964	0.5433	0.5255	0.3560	0.4136

TABLE A3 The detection results of the XLNet model trained on a single main operation data on each LLM text.

Train Data	Test Data	Chinese				English				
		Accuracy	Precision	Recall	F1-score	Test Data	Accuracy	Precision	Recall	F1-score
Create	Baichuan	0.6473	0.6392	0.5423	0.5774	Baichuan	0.8283	0.8347	0.7818	0.8036
	ChatGLM	0.6599	0.6454	0.5512	0.5844	ChatGLM	0.8547	0.8410	0.8290	0.8303
	GPT3.5	0.6555	0.6417	0.5495	0.5824	GPT3.5	0.8471	0.8306	0.8342	0.8273
	GPT4	0.6686	0.6497	0.5636	0.5931	Llama3	0.8621	0.8388	0.8457	0.8374
	Qwen	0.6615	0.6452	0.5510	0.5846	Llama2	0.8619	0.8407	0.8424	0.8368
	Average	0.6585	0.6443	0.5515	0.5844	Average	0.8508	0.8372	0.8266	0.8271
Update	Baichuan	0.7261	0.7622	0.6038	0.6635	Baichuan	0.8445	0.8388	0.8213	0.8296
	ChatGLM	0.7501	0.7698	0.6413	0.6883	ChatGLM	0.8587	0.8436	0.8466	0.8434
	GPT3.5	0.7666	0.7698	0.6707	0.7040	GPT3.5	0.8609	0.8381	0.8585	0.8472
	GPT4	0.7841	0.7708	0.7041	0.7209	Llama3	0.8670	0.8439	0.8624	0.8523
	Qwen	0.7841	0.7706	0.7042	0.7210	Llama2	0.8706	0.8449	0.8686	0.8556
	Average	0.7622	0.7686	0.6648	0.6995	Average	0.8603	0.8419	0.8515	0.8456
Delete	Baichuan	0.7502	0.8493	0.6598	0.7297	Baichuan	0.8736	0.8730	0.8647	0.8689
	ChatGLM	0.8136	0.8901	0.7487	0.8070	ChatGLM	0.9078	0.8846	0.9246	0.9029
	GPT3.5	0.7715	0.8353	0.7005	0.7487	GPT3.5	0.8908	0.8763	0.8967	0.8854
	GPT4	0.8073	0.8498	0.7537	0.7904	Llama3	0.8896	0.8762	0.8947	0.8847
	Qwen	0.7711	0.8473	0.6978	0.7488	Llama2	0.8993	0.8839	0.9072	0.8942
	Average	0.7827	0.8544	0.7121	0.7649	Average	0.8922	0.8788	0.8976	0.8872
Rewrite	Baichuan	0.7116	0.7698	0.5709	0.6473	Baichuan	0.8114	0.8268	0.7413	0.7741
	ChatGLM	0.7483	0.7845	0.6256	0.6869	ChatGLM	0.8335	0.8289	0.7814	0.7964
	GPT3.5	0.7515	0.7774	0.6359	0.6888	GPT3.5	0.8424	0.8272	0.8033	0.8069
	GPT4	0.7926	0.7871	0.7049	0.7303	Llama3	0.8398	0.8289	0.7925	0.8022
	Qwen	0.7954	0.7853	0.7131	0.7333	Llama2	0.8409	0.8294	0.7956	0.8042
	Average	0.7599	0.7808	0.6501	0.6973	Average	0.8336	0.8282	0.7828	0.7968
Translate	Baichuan	0.5841	0.7553	0.4341	0.5085	Baichuan	0.6242	0.6086	0.4731	0.5141
	ChatGLM	0.6016	0.7961	0.4684	0.5338	ChatGLM	0.6292	0.6122	0.4791	0.5189
	GPT3.5	0.5417	0.6204	0.3735	0.4431	GPT3.5	0.6139	0.6065	0.4528	0.5036
	GPT4	0.5530	0.5984	0.3939	0.4545	Llama3	0.6248	0.6096	0.4713	0.5138
	Qwen	0.5451	0.4214	0.5905	0.4404	Llama2	0.6291	0.6129	0.4775	0.5185
	Average	0.5651	0.6383	0.4521	0.4761	Average	0.6242	0.6100	0.4708	0.5138

TABLE A4 The detection results of the Roberta model trained on a single LLM data on each LLM text.

Train Data	Test Data	Chinese				Train Data	Test Data	English			
		Accuracy	Precision	Recall	F1-score			Accuracy	Precision	Recall	F1-score
Baichuan	Baichuan	0.7223	0.7007	0.6374	0.6591	Baichuan	Baichuan	0.9465	0.9421	0.9517	0.9464
	ChatGLM	0.7196	0.7097	0.6251	0.6576		ChatGLM	0.9588	0.9600	0.9593	0.9586
	GPT3.5	0.7326	0.7145	0.6456	0.6706		GPT3.5	0.9611	0.9596	0.9647	0.9609
	GPT4	0.7376	0.7179	0.6517	0.6752		Llama3	0.9688	0.9600	0.9782	0.9687
	Qwen	0.7235	0.7140	0.6282	0.6605		Llama2	0.9706	0.9566	0.9851	0.9705
	Average	0.7271	0.7113	0.6376	0.6646		Average	0.9611	0.9557	0.9678	0.9611
ChatGLM	Baichuan	0.7047	0.7049	0.5937	0.6352	ChatGLM	Baichuan	0.8703	0.8646	0.8847	0.8682
	ChatGLM	0.7136	0.6950	0.6187	0.6439		ChatGLM	0.9098	0.8677	0.9572	0.9083
	GPT3.5	0.7106	0.7059	0.6029	0.6400		GPT3.5	0.8813	0.8700	0.9053	0.8782
	GPT4	0.7097	0.7064	0.6001	0.6375		Llama3	0.8851	0.8697	0.9120	0.8825
	Qwen	0.6942	0.7034	0.5750	0.6233		Llama2	0.9002	0.8735	0.9359	0.8984
	Average	0.7065	0.7031	0.5981	0.6360		Average	0.8893	0.8691	0.9190	0.8871
GPT3.5	Baichuan	0.7271	0.7162	0.6399	0.6710	GPT3.5	Baichuan	0.9125	0.9860	0.8519	0.9113
	ChatGLM	0.7135	0.7113	0.6195	0.6575		ChatGLM	0.9098	0.9851	0.8477	0.9082
	GPT3.5	0.7368	0.7089	0.6653	0.6796		GPT3.5	0.9797	0.9750	0.9846	0.9797
	GPT4	0.7430	0.7215	0.6638	0.6848		Llama3	0.9666	0.9874	0.9479	0.9665
	Qwen	0.7316	0.7194	0.6440	0.6730		Llama2	0.9551	0.9854	0.9282	0.9549
	Average	0.7304	0.7155	0.6465	0.6732		Average	0.9447	0.9838	0.9121	0.9441
GPT4	Baichuan	0.8420	0.8680	0.8208	0.8392	Llama3	Baichuan	0.9327	0.9744	0.8960	0.9324
	ChatGLM	0.8081	0.8543	0.7673	0.8053		ChatGLM	0.9535	0.9751	0.9351	0.9531
	GPT3.5	0.9072	0.8891	0.9282	0.9068		GPT3.5	0.9667	0.9773	0.9579	0.9666
	GPT4	0.9276	0.8826	0.9782	0.9269		Llama3	0.9749	0.9686	0.9814	0.9748
	Qwen	0.9166	0.8885	0.9513	0.9158		Llama2	0.9765	0.9790	0.9742	0.9764
	Average	0.8803	0.8765	0.8891	0.8788		Average	0.9608	0.9748	0.9489	0.9607
Qwen	Baichuan	0.7758	0.9183	0.6629	0.7568	Llama2	Baichuan	0.9256	0.9879	0.8717	0.9250
	ChatGLM	0.7170	0.9011	0.5702	0.6896		ChatGLM	0.9452	0.9881	0.9072	0.9449
	GPT3.5	0.8695	0.9446	0.8076	0.8658		GPT3.5	0.9685	0.9878	0.9507	0.9684
	GPT4	0.9589	0.9604	0.9582	0.9588		Llama3	0.9775	0.9892	0.9666	0.9775
	Qwen	0.9662	0.9498	0.9836	0.9662		Llama2	0.9811	0.9798	0.9826	0.9811
	Average	0.8575	0.9348	0.7965	0.8474		Average	0.9596	0.9865	0.9358	0.9594