

Sharding SMR with Optimal-size Shards for Highly Scalable Blockchains

Jianting Zhang*, Zhongtang Luo*, Raghavendra Ramesh†, and Aniket Kate*†

*Purdue University, †Supra Research

Abstract—Sharding can enhance blockchain scalability by dividing nodes into multiple shards to handle transactions in parallel. However, the size-security dilemma where a shard must be large enough to ensure its security constrains the overall number of shards, rendering blockchain sharding low parallelism and poor scalability.

This paper presents Arete, an optimally scalable blockchain sharding architecture designed to resolve the dilemma based on a key observation: higher (Byzantine) fault-resilient shards allow the creation of more secure shards. The main idea of Arete, therefore, is to improve the security resilience/threshold of shards by sharding the blockchain’s State Machine Replication (SMR) process itself. First, Arete decouples the three steps in SMR, leading to a single ordering shard performing the ordering task and multiple processing shards performing the dispersing and execution tasks. This frees processing shards from running consensus, allowing up to half compromised nodes per processing shard. Second, Arete considers safety and liveness against Byzantine failures separately to improve the safety threshold further while tolerating temporary liveness violations in a controlled manner. Apart from the creation of more optimal-size shards, such a deconstructed SMR scheme also empowers us to devise a novel certify-order-execute model to fully parallelize transaction handling, thereby significantly improving the performance of sharded blockchain systems. We implement Arete and evaluate it on a geo-distributed AWS environment. Our results demonstrate that Arete outperforms the state-of-the-art sharding protocol in terms of transaction throughput and cross-shard confirmation latency without compromising on intra-shard confirmation latency.

I. INTRODUCTION

Scalability is one of the major issues facing blockchain technology today. Sharding is one of the most promising solutions to the scalability issue [1]–[3]. By dividing nodes into multiple groups (i.e., *shards*) and enabling distinct shards to handle transactions with an *independent, intra-shard* consensus or state machine replication (SMR) process, blockchain sharding can achieve an increased transaction throughput and enhanced scalability as more nodes join the system. Due to the decreasing size of the consensus group, one primary concern of blockchain sharding is how to form secure shards, where the ratio of Byzantine nodes of a shard cannot exceed the security threshold f that an intra-shard consensus can tolerate. For instance, it is well-known that the classical non-synchronous Byzantine Fault-Tolerant (BFT) consensus/SMR can only tolerate less $1/3$ corruptions, i.e., $f < 1/3$ [4].

Challenges of blockchain sharding. Existing sharding protocols adopt a random assignment mechanism to form shards, facing a *size-security dilemma* [5]. Specifically, when sampling nodes to form shards randomly, smaller shards reduce communication overhead but increase the probability of forming some

insecure shards with more than f ratio of malicious nodes, whereas larger shards have higher overhead but are more secure. The trade-off between shard size and the probability of forming insecure shards is a fundamental factor in the scalability and security of blockchain sharding systems. For instance, to achieve a 30-bit statistical security¹, the sharding system must sample 486 nodes to form a shard with $f < 1/3$ security threshold from a node pool with $n = 1000$ nodes and a total ratio of $s = 1/4$ Byzantine nodes (Table I). However, only two shards can be created with the shard size $m = 486$ and $n = 1000$, making the system scalable poorly. Additionally, a large shard suffers from performance problems when running most BFT protocols due to high communication overheads. Therefore, an exciting and promising research direction in blockchain sharding is how to reduce the shard size so that more shards can be created to enhance the parallelism and scalability of the sharding system.

Existing solutions and limitations. To reduce the shard size while ensuring the security of the system, a family of solutions is to make stronger assumptions [2], [3], [6], [7]. For instance, RapidChain [3] assumes a synchrony communication model. Under a synchrony model, the system can adopt synchronous consensus protocols (such as [8]–[10]) to enhance the security threshold (i.e., from $f < 1/3$ to $f < 1/2$). An enhanced security threshold enables a shard to tolerate the same number of Byzantine nodes with fewer nodes, i.e., reducing the shard size. However, not only are these strong assumptions impractical, but their improvement in reducing shard size is negligible (§ II-B). In contrast, many recent works [11], [12] advocate reducing the shard size by allowing more than f Byzantine nodes to be sampled into a shard during the shard formation stage and recover it once the security-violated shard is detected. However, the recovery process is costly, and if security violations happen frequently, the sharding system has to invest a long time in recovering security-violated shards. For instance, as shown in Table I, when GEARBOX [12] can achieve the shard size $m = 72$ under $s = 1/4$, the probability of a shard violating liveness reaches up to 65.78%. GEARBOX recovers a liveness-violated shard by injecting more nodes into the shard, but this recovery process takes several hours (or even a couple of weeks [13]), delaying shard availability until nodes synchronize the states. Such frequent security violations significantly diminish the system’s performance.

¹A 30-bit security level here means that a shard-forming probability with a Byzantine node ratio exceeding the security threshold is $\leq 2^{-30}$.

A. Arete Overview and Contributions

This work presents Arete², a highly scalable sharding protocol allowing the creation of more lightweight shards. The key idea is to *reduce the shard size by securely increasing the security threshold f* without requiring any new assumptions. To this end, Arete consists of two building blocks.

(1) Ordering-processing sharding scheme. While previous sharding protocols employ every shard to process (i.e., disperse and execute) and order transactions, it limits the security threshold f of shards as they all need to run a consensus protocol that only allows $f < 1/3$ under partially synchrony/asynchrony. We observe that, while every shard should perform its own data dissemination and execution, there is no need to ask every shard to order its transactions by itself; the ordering task though requires a supermajority of honest nodes as compared to transaction processing tasks, it can be made extremely light-weight by replacing data/transactions by a few signed-hash digests.

Specifically, the blockchain process can be divided into three repeatedly performed tasks: data dissemination/availability, ordering, and execution. The data availability task realizes that every honest node can reconstruct an intact block if the block is finalized. The ordering task realizes that all honest nodes must output the same transaction order. The execution task realizes that the SMR has correct outputs after executing the ordered transactions. Assuming the network is not synchronous, while the ordering task requires $f < 1/3$ to tolerate equivocations performed by Byzantine nodes, the data availability and execution tasks allow $f < 1/2$ since they only require $f \cdot m + 1$ signatures to ensure that at least one honest node out of m nodes completes the tasks. Moreover, the ordering task only requires slight resources in communication and computation (such as broadcasting and handling metadata of a block), but the data availability and execution tasks are always resource-intensive. For instance, the data availability and execution tasks require extensive bandwidth, computation, and storage to disperse and execute intact transactions, which have also been shown the bottleneck of SMR in recent works [14]–[18].

Based on the above observations, we propose a novel ordering-processing sharding scheme to increase the security threshold f of shards, allowing smaller shard sizes. The ordering-processing sharding scheme *completely decouples data dissemination, ordering, and execution of SMR, and shards these tasks based on their required security thresholds and resources*. To elaborate, there are two types of shards in Arete: a single *ordering shard* and multiple *processing shards*. The ordering shard runs a BFT consensus protocol to determine a global transaction order, tolerating up to $1/3$ Byzantine nodes. Processing shards are responsible for dispersing intact transactions and executing the globally ordered transactions, tolerating up to $1/2$ Byzantine nodes. A higher threshold enables us to form more processing shards with smaller sizes, eventually enhancing the scalability of our sharding protocol. Beneficial from the ordering-processing sharding scheme, Arete adopts a *certify-order-execute (COE)* model to efficiently finalize transactions (§ IV). The COE model consists of three stages corresponding to the three tasks in the SMR. Briefly,

each processing shard first certifies transactions and generates a local order for them (performing data availability task). The ordering shard then runs consensus to establish a global order for these certified transactions (performing ordering task). Finally, processing shards execute and finalize these globally ordered transactions (performing execution task). It is worth noting that our COE model is different and more efficient than other parallel transaction models adopted by non-sharding systems, as our model can fully harness the resources of a large number of nodes by parallelizing and sharding the data dissemination, ordering, and execution tasks (see Appendix A for more details). Notably, our ordering-processing sharding and the COE model bring five useful features:

- **F1: Improved fault tolerance.** Without running a consensus, processing shards tolerate up to half Byzantine nodes. A higher threshold allows the creation of more lightweight shards. For instance, with $n = 1000$ and $s = 1/4$, Arete can create 13 shards while Omniledger [2] can only create 2 shards (Table I), about 6 times improvement of parallelism.

- **F2: Asynchronous deterministic processing.** Without performing a consensus/ordering task, processing shards can operate completely asynchronously without any timing assumptions for avoiding FLP impossibility [19].

- **F3: Stateless ordering shard.** Nodes in the ordering shard are stateless where they store neither transactions nor states generated by transactions. When only needed to handle small data, the ordering shard is scalable to order more transactions for more processing shards.

- **F4: Shard autonomy.** The ordering shard flexibly orders varying numbers of transactions for distinct processing shards. Processing shards can process different numbers of transactions independently based on their workloads and processing speeds without impeding each other.

- **F5: Lock-free execution.** With a global order formed by the ordering shard, processing shards can consistently execute cross-shard transactions without locking relevant states. This enhances the practicality of Arete, particularly in scenarios where popular smart contracts (e.g., cryptocurrency exchanges [20] and Uniswap [21]) are frequently accessed.

(2) Safety-liveness separation. Then, motivated by GEAR-BOX [12], Arete separates the safety and liveness properties of processing shards to increase the safety threshold. Informally, safety indicates any two honest nodes store the same prefix of a transaction ledger, and liveness indicates all transactions are eventually handled. In Arete, the security of a processing shard is defined as a tuple (f_S, f_L) , in which: (i) f_S represents the safety threshold, ensuring safety as long as no more than f_S Byzantine nodes exist in the processing shard; (ii) f_L represents the liveness threshold, ensuring liveness as long as no more than f_L Byzantine nodes in the processing shard. The safety-liveness separation empowers us to adjust f_S and f_L to meet varying practical requirements, i.e., reducing the shard size in this work. Specifically, the security thresholds in processing shards are set to $f_S > f_L$. (Note that $f = f_S = f_L$ in most previous sharding protocols.) When adopting the random assignment mechanism to form processing shards, Arete allows no more than f_S (but can exceed f_L) Byzantine nodes in a processing shard, which can reduce the size of processing shards due to a larger f_S (i.e., $f_S > f > f_L$).

²Arete is an ancient Greek goddess meaning full utilization of potential.

In this case, a processing shard always ensures safety but could temporarily violate liveness. The temporary existence of liveness violation is admissible because in a real-world system, while the safety property must be guaranteed all the time, the system is allowed to be temporarily unavailable, where the temporary unavailability can be caused by benign reasons, such as routine maintenance and upgrades. We term this temporary unavailability as a temporary liveness violation since an unavailable processing shard neither processes new transactions nor responds to clients. Remarkably, Arete can still guarantee the liveness of the system eventually even though liveness-violated processing shards are formed³. This is because the ordering shard, which always guarantees safety and liveness, can detect and recover liveness-violated processing shards by assigning more nodes into these shards (§ III-C), making all processing shards eventually available to handle transactions, i.e., ensuring the liveness of the system.

The safety-liveness separation, however, inevitably forms liveness-violated shards, and the system needs to recover these shards. Fortunately, we notice that recovering liveness-violated processing shards would become less costly if it happens rarely. To evaluate the cost of shard recovery, in this paper, we define *P-probabilistic liveness* for a sharding system (Definition 1). Informally, it represents the probability of creating a new shard that guarantees liveness. In fact, a high probabilistic liveness is acceptable in a practical scenario. For instance, Amazon Web Service claims that 99.99%-probabilistic availability (i.e., 99.99%-probabilistic liveness as we claim in § V-C) is deemed acceptable for a commercial corporation [22]. Therefore, *a notable contribution of Arete is to allow a small shard size as well as a high probabilistic liveness while always guaranteeing safety*. Specifically, since processing shards do not run consensus, it can tolerate $f < 1/2$ corruptions as discussed above (also proved in [23], [24]). With safety-liveness separation, Arete only requires $f_S + f_L < 1$ under a partially synchronous/asynchronous model, whereas the safety-liveness separation used in GEARBOX necessitates $f_S + 2f_L < 1$. As shown in Table I, although Arete and GEARBOX can achieve the shard size $m = 72$ under $s = 1/4$ and $f_S = 57\%$, Arete ensures 99.99%-probabilistic liveness while GEARBOX only ensures 34.22%-probabilistic liveness.

Implementation and experiment. We implemented Arete in Rust and compared our protocol with a state-of-the-art sharding protocol GEARBOX [12] that aims to create more shards. As GEARBOX did not provide their implementation, we implemented GEARBOX based on our codebase by following their core sharding designs. This sharding implementation adopts a BFT protocol as its intra-shard consensus and a two-phase commit protocol as its cross-shard consensus, which are consistent with most previous sharding protocols [2], [3], [12], [25]. Another key contribution of this work, therefore, is to implement a general blockchain sharding system that supports flexible parameter settings for evaluation, including shard sizes, shard amount, ratio of cross-shard transactions, and security threshold. We believe this general sharding implementation can work as an easily deployed experiment benchmark for further blockchain sharding protocols.

³In the rest of this paper, we use the term *liveness-violated shard* to exclusively represent a shard with more than f_L Byzantine nodes when first being created even it is recovered later and the system guarantees liveness.

We conducted experiments under a geo-distributed AWS environment (§ VI). The experiment results highlight the efficacy of our protocol. When ensuring a 99.99%-probabilistic liveness, Arete is allowed to create 20 processing shards whereas GEARBOX can only create 7 shards with 500 nodes in total. Remarkably, Arete can process 180K raw transactions per second ($4\times$ improvement), near intra-shard confirmation latency, and $10\times$ less cross-shard confirmation latency compared to GEARBOX.

Applications. Aside from being deployed as a new blockchain system, our sharding architecture could shard any existing non-sharded blockchain infrastructure (e.g., Aptos [26]) and enhance the scalability without weakening the system resilience to Byzantine failure or making synchrony network assumptions. By assigning the original blockchain as the ordering shard, the newly Arete-backed blockchain allows more nodes to join (in forming optimal-size processing shards) to contribute their bandwidth, computation, and storage resources. In this case, transactions can be executed in parallel by processing shards while the original blockchain only needs to handle lightweight metadata from processing shards.

II. PROBLEM STATEMENT

In this section, we first demonstrate how to use the random assignment mechanism to form shards and evaluate the minimum shard size. Then, we compare different solutions for reducing shard sizes and outline the motivation behind Arete.

A. Evaluating the Shard Size

The random assignment mechanism. During the process of shard formation, a sharding protocol must ensure an even distribution of malicious nodes across shards, with the ratio of malicious nodes in each shard remaining below the security threshold. The random assignment mechanism serves as a key component in achieving secure shard formation and consists of two parts: a randomness beacon and a Sybil-resistant protocol. The randomness beacon is used to generate unpredictable and unbiased randomness that helps divide nodes into shards randomly. The Sybil-resistant protocol, e.g., proof-of-work [1]–[3] and proof-of-stake (PoS) [27]–[30], is used to prevent malicious nodes with limited computation/stake resources from unlimitedly creating identities to overwhelming the system.

The process of the random assignment mechanism unfolds as follows: initially, a sharding system can either utilize an external unbiased randomness beacon⁴ or run a randomness beacon protocol [31]–[37] to acquire randomness. Subsequently, the identities obtained by nodes through the Sybil-resistant protocol, combined with the generated randomness, are used to randomly form shards. For instance, we denote nodes with valid identities in the sharding system as a set \mathcal{N} . When given a shard size m , the sharding system can employ the randomness to sample a uniformly random sequence \mathcal{C} from \mathcal{N} such that $|\mathcal{C}| = m$.

Calculate the minimum shard size. We assume a sharding system has a total population of n nodes \mathcal{N} where at most s fraction of the nodes are Byzantine. With the random assignment mechanism, we can employ the hypergeometric

⁴<https://drand.love>

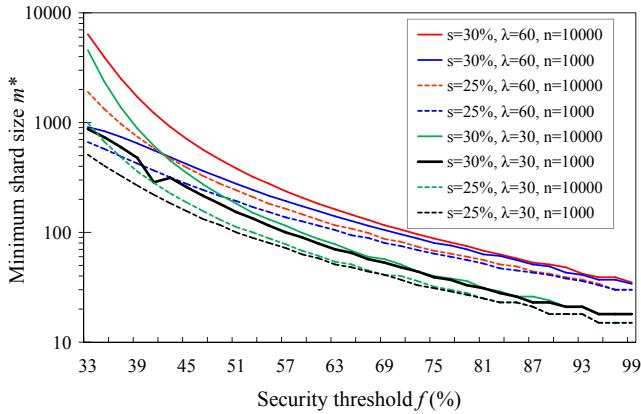


Fig. 1. Evaluation for minimum shard sizes.

distribution to calculate the probability of forming an insecure shard with size m [2], [3]. Specifically, denote FAU as the event where the insecure shard contains more than f Byzantine nodes, with f representing the security threshold. The probability of FAU happening can be calculated by:

$$Pr[FAU] = \sum_{x=[mf]}^m \frac{\binom{ns}{x} \binom{n-s}{m-x}}{\binom{n}{m}}. \quad (1)$$

We hope to keep the probability of forming faulty shards negligible, such that a shard can guarantee its security properties under a high-security level. In particular, we define a security parameter λ and hope to satisfy the following formulation:

$$Pr[FAU]_{m=m^*} \leq 2^{-\lambda}. \quad (2)$$

Equation (2) can be used to evaluate the minimum shard size m^* so that shards can ensure security properties with a very high probability, i.e., λ -bit security. Specifically, given n , s , f , and λ , the minimum shard size m^* is the minimum m that satisfies Equation (2). Figure 1 shows the relationships among n , s , f , λ , and m^* . We can observe that to achieve a smaller m^* , a sharding system can assume a smaller n , a smaller s , a larger f , or a smaller λ . Note that some work [1] uses a binomial distribution to sample a shard with node replacement and calculate the minimum shard size, but this does not alter the aforementioned observation illustrated in Figure 1 [5]. As all existing sharding protocols can assume the same n and λ for the same applications, we will specifically focus on the comparisons between different sharding protocols regarding s and f , and give the motivation for this work below.

B. Comparison and Motivation

Security properties in shards. Each shard in a sharding system is designed to achieve two security properties: (i) *safety* where any two honest nodes store the same prefix ledger; (ii) *liveness* where all transactions are eventually handled. It is well-known that with definitions of a safety threshold f_S and a liveness threshold f_L , the safety (or liveness) of a shard can be guaranteed if the ratio of Byzantine nodes in the shard is no more than f_S (or f_L) [38], [39]. It can be further concluded that if the ratio of Byzantine nodes in a shard is $\leq \min\{f_S, f_L\}$, then the shard ensures both safety and liveness properties.

TABLE I. Comparison of sharding protocols ($n = 1000$, $\lambda = 30$)

Protocol	s	f_S	f_L	m^*	k	$Pr[f_S]$	$Pr[f_L]$
Omniledger [2]	25%	33%	33%	486	2	$1-2^{-30}$	$1-2^{-30}$
RapidChain [3]	33%	49%	49%	247	4	$1-2^{-30}$	$1-2^{-30}$
AHL [6]	30%	49%	49%	182	5	$1-2^{-30}$	$1-2^{-30}$
RIVET [40]	33%	49%	49%	247	4	$1-2^{-30}$	$1-2^{-30}$
CoChain [11]	33%	66%	66%	73	13	0.6462	0.6462
GEARBOX [12]	30%	39%	30%	477	2	$1-2^{-30}$	0.5768
	25%	35%	32%	403	2	$1-2^{-30}$	0.9999
Arete (ours)	25%	57%	21%	72	13	$1-2^{-30}$	0.3422
	30%	54%	45%	125	8	$1-2^{-30}$	0.9999
	25%	57%	42%	72	13	$1-2^{-30}$	0.9999

Comparison of existing sharding protocols. We use Equation (2) to compute the minimum shard size m^* for the representative protocols. Note that different sharding protocols focus on different security properties. Most sharding protocols [2], [3], [6], [11], [40] consider equal bounds for safety and liveness, where safety threshold and liveness threshold are collectively denoted as security threshold f , i.e., $f_S = f_L = f$. A recent work GEARBOX [12] devises the sharding protocol where shards are always safe but can compromise liveness during shard formation by separating safety and liveness. With this assumption, GEARBOX achieves $f_S > f_L$ by adjusting f_S and f_L within a range where $f_S + 2f_L < 1$. In this case, GEARBOX replaces f of Equation (2) with f_S to compute m^* . Table I shows the comparisons of existing sharding protocols under their defined system parameters, where k is the number of shards that can be created, and we set the total number of nodes $n = 1,000$ and the security parameter $\lambda = 30$. Furthermore, we use $Pr[f_S]$ (and $Pr[f_L]$) to represent the probability of no more than f_S (and f_L) fraction of Byzantine nodes are assigned to a shard with the shard size m^* , indicating the probability of safety (and liveness) is guaranteed. Specifically, $Pr[f_S]$ is calculated using Equation 1 with $f = f_S$ and $m = m^*$ while $Pr[f_L]$ is calculated with $f = f_L$ and $m = m^*$.

To reduce the shard size, some sharding protocols [2], [7] use a regressive security model by reducing s . RapidChain [3] adopts a synchronous BFT protocol by which f can be increased to 49%. AHL [6] relies on trusted hardware in the intra-shard consensus such that the consensus leader cannot equivocate, and thus can increase f to 49%. RIVET [40] proposes a reference-worker sharding framework where only one reference shard runs a BFT consensus. The worker shards in RIVET optimistically execute transactions without consensus and thus can tolerate 49% Byzantine nodes. However, the above sharding protocols still require hundreds of nodes for a shard even though they can guarantee a high probability for both safety and liveness. To further reduce the shard size, CoChain [11] allows a shard to be corrupted temporarily with a Consensus-on-Consensus mechanism that recovers the corrupted shard periodically. Under this setting, CoChain uses $f = 66%$ to evaluate the minimum shard size; but it will lead to a high probability of violating safety and liveness. GEARBOX [12] achieves a small shard size by increasing f_S and decreasing f_L . Unfortunately, GEARBOX suffers from a *size-liveness* dilemma. On the one hand, setting f_S to be much larger than f_L enables an extremely small shard size. On the other hand, a big difference between f_S and f_L will lead to a low $Pr[f_L]$ where shards easily compromise liveness. For example, when setting $s = 25%$, $f_S = 57%$, and $f_L = 21%$,

GEARBOX can reduce the shard size to 72 but only guarantee 34.22% probability (i.e., $Pr[f_L] = 34.22\%$) that a shard possesses liveness.

Motivation. Intuitively, a smaller shard size can not only allow the creation of more shards but also diminish communication overhead within a shard, making the sharding system more scalable. We notice that to allow a small shard size m^* , an effective solution is to enable a larger security threshold f . Moreover, we observe that separating safety and liveness enables the sharding system to further tolerate a higher safety threshold f_S , but needs to avoid frequent liveness violations as in GEARBOX. These observations motivate us to design a new sharding protocol that can both achieve optimal shard size and guarantee high probabilistic liveness.

III. ARETE PROTOCOL

This section introduces our sharding protocol - Arete. We will first give the system setting and assume the trust model, followed by some key definitions. Then, we present the architecture of Arete.

A. System Setting and Trust Assumption

Transaction model. We target the account transaction model because it is more powerful to support different functionalities with smart contracts. An intra-shard transaction is defined as a transaction that involves states/data from one shard. In contrast, a cross-shard transaction involves states from several shards. In this paper, we focus on the *one-shot* cross-shard transactions, such as cross-shard transfer and atomic swap transactions, which account for the majority in a realistic network [41]. A one-shot transaction can be divided into two intra-shard transactions for relevant shards to execute independently without exchanging involved states (see Appendix B for more details). Supporting *multi-shot* cross-shard transactions is still an open problem for all existing sharding protocols because of the state separation. Some potential solutions built on our sharding protocol will be discussed in Appendix C-B.

Threat model. Similar to many previous sharding protocols [30], [42]–[44], we adopt PoS as the Sybil-resistant protocol for creating node identities. Shards are created through the random assignment mechanism discussed in § II-A, which relies on a random beacon that is unpredictable by the adversary. Deriving such a perfect beacon in a blockchain setting is out of the scope of this work and can be implemented by many efficient distributed randomness protocols, such as [33]–[37].

We assume there are n nodes⁵ (of which s proportion are Byzantine) in the system. A Byzantine (malicious) node can behave arbitrarily to deviate from the sharding protocol. However, Byzantine nodes are computationally bounded and cannot break standard cryptographic constructions. Based on these assumptions, we consider a shard guarantees safety (or liveness) if the probability of forming the shard with no more than f_S (of f_L) ratio of Byzantine nodes satisfies a λ -bit security level (i.e., the probability is more than $1 - 2^{-\lambda}$). Additionally, as most sharding protocols do [1]–[3], [6], [30], [43], our sharding system operates in *epochs*, which is defined by a fixed number of blocks (e.g., 1000 blocks) and therefore

can still work even under an asynchrony network model. At the beginning of each epoch, nodes reorganize shards through a reconfiguration mechanism to prevent adaptive attacks [45]. In this paper, the reconfiguration mechanism is also used to recover liveness-violated processing shards as [12] (§ III-C).

Network model. We plan to develop our protocol to operate completely asynchronously, i.e., the adversary can delay a message between two honest parties by any finite amount of time as long as the message must eventually be delivered. As a result, the network model of the employed BFT protocol determines our communication model assumption. To illustrate, if the ordering shard runs a partially synchronous BFT protocol (i.e., Hotstuff [46] used in this work), then the system would require the standard partial synchrony assumption [4].

B. Definitions for Sharding Systems

We give the definitions of security goals in this paper below and present the security analysis in § V.

Since we consider a safety-liveness separation (which inevitably leads to liveness-violated shards), we define \mathcal{P} -probabilistic liveness to evaluate the cost of shard recovery:

Definition 1 (\mathcal{P} -probabilistic liveness). *A blockchain sharding system possesses \mathcal{P} -probabilistic liveness if the probability of creating a new shard that guarantees liveness is at least \mathcal{P} .*

Intuitively, a higher \mathcal{P} -probabilistic liveness indicates a lower cost required by shard recovery as a newly created shard is more possible to guarantee the liveness property. For instance, a 99.99%-probabilistic liveness indicates when creating 10,000 shards, there is only 1 shard violating liveness in expectation, which can meet the requirements of a commercial corporation in the real world [22]. It is worth emphasizing that a \mathcal{P} -probabilistic liveness does not signify a sharding system guarantee of liveness under a \mathcal{P} probability, as the system can recover temporary liveness-violated shards via the reconfiguration mechanism (see § III-C for more details). Therefore, a sharding system with a \mathcal{P} -probabilistic liveness can still guarantee the same level of security as most previous sharding protocols [2], [3], [12], [47].

Additionally, we formally define the safety threshold and liveness threshold for a shard, which will be used in our safety-liveness separation technology:

Definition 2 (Safety Threshold f_S). *The safety threshold f_S is defined as an upper bound of the ratio of Byzantine nodes that a shard can tolerate while still ensuring the safety property.*

Definition 3 (Liveness Threshold f_L). *The liveness threshold f_L is defined as an upper bound of the ratio of Byzantine nodes that a shard can tolerate while still ensuring the liveness property.*

Note that the concepts of safety and liveness mentioned in the previous main text are defined for a single blockchain/shard, where safety indicates any two honest nodes store the same prefix ledger, and liveness indicates all transactions are eventually finalized. However, a sharding system consists of multiple ledgers/blockchains, and cross-shard transactions involve multiple ledgers and are required to guarantee atomicity and consistency. Therefore, followed by the previous

⁵For generality, we assume a node identity corresponds with one node.

work [47], we slightly extend the standard security properties of SMR to adapt to a blockchain sharding system:

Definition 4 (Sharding Safety). *The sharding safety requires: (i) any two honest nodes of the same shard maintain the same prefix ledger, and (ii) any two honest nodes from two different shards have the same finalization sequence and operation (commit or abort) for all cross-shard transactions involving the two shards.*

Definition 5 (Sharding Liveness). *Transactions sent to honest nodes are eventually finalized by their relevant shards.*

C. Arete Architecture

The main idea of reducing shard sizes in Arete is to allow a larger safety threshold f_S . To achieve this, Arete is constructed with two fundamental building blocks: ordering-processing sharding scheme and safety-liveness separation. Figure 2 gives an overview of Arete.

(1) Ordering-processing sharding scheme. In Arete, there are two types of shards: one ordering shard and multiple processing shards. An ordering shard performs the ordering task of SMR. It runs a BFT consensus protocol to establish a *global* transaction order for the system. Processing shards perform the data dissemination and execution tasks of SMR. They work as the ledger maintainer and transaction executor.

On a high level, our sharding protocol *shards ledger maintenance and transaction execution but not consensus*. A previous work RIVET [40] proposed a reference-worker sharding scheme that assigns a single reference shard for ordering, resembling our scheme but with notable distinctions. In Arete, we decouple all SMR tasks (i.e., data dissemination/dispersing, ordering, and execution), allowing shards to perform these tasks asynchronously and in parallel. In contrast, RIVET exclusively decouples the ordering task from the data dissemination and execution, where data dissemination and execution remain coupled and sequential. Moreover, RIVET employs an execute-order-commit model to handle transactions, which not only necessitates a leader in each worker shard to coordinate the execution stage but also could lead to a high transaction abortion due to potentially inconsistent order (see Appendix B for details). As illustrated in § IV, Arete adopts a different model to handle transactions efficiently.

By decoupling transaction processing (i.e., dispersing and executing) from ordering, Arete enables processing shards to be free from consensus. Without consensus, each processing shard can tolerate up to $f < 1/2$ ratio of Byzantine nodes even under a partially synchronous/asynchronous network model [23], [24]. The improved security threshold allows a smaller shard size and the creation of more shards as we analyzed in § II-A. Note that the ordering shard running the consensus protocol is designed always to guarantee safety and liveness and thus still requires a security threshold $f = f_S = f_L < 1/3$.

(2) Safety-liveness separation. Arete considers safety and liveness against Byzantine nodes separately in processing shards. Similar to GEARBOX [12], Arete guarantees the safety property of processing shards all the time, while allowing a processing shard to violate liveness for a while. Specifically, when forming processing shards, Arete uses the safety

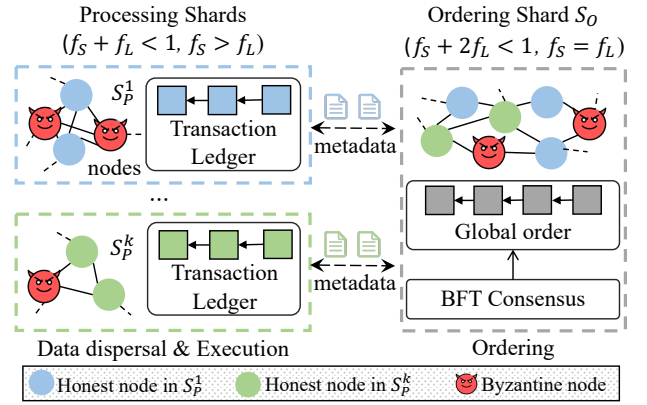


Fig. 2. Arete architecture: the system is divided into one ordering shard and k processing shards $\{S_p^1 \dots S_p^k\}$. The ordering shard S_O runs a BFT consensus to globally order transactions, tolerating up to $f_S = f_L < 1/3$ Byzantine nodes. A processing shard performs the data dissemination and execution tasks, tolerating up to $f_S \geq 1/2$ Byzantine nodes.

threshold f_S to compute the minimum shard size, ensuring that the proportion of malicious nodes in each processing shard does not exceed f_S . By appropriately increasing the safety threshold f_S and decreasing the liveness threshold f_L , Arete enables a newly created processing shard with a slim size to guarantee the safety property at any point and liveness in a high probability. Note that since processing shards do not run a consensus protocol, the threshold parameters satisfy $f_S + f_L < 1$, thus achieving $f_S \geq 1/2$. This is a significant improvement for achieving a small shard size while our sharding protocol can guarantee a high \mathcal{P} -probabilistic liveness. For example, when setting $s = 25\%$, $f_S = 57\%$ and $f_L = 42\%$ such that $f_S + f_L < 1$, Arete allows reducing the shard size to $m = 72$ while guaranteeing safety and 99.99%-probabilistic liveness, as shown in Table I.

Shards bootstrap. The process of bootstrapping Arete closely follows that of previous sharding protocols using the random assignment mechanism discussed in § II-A. We assume that the identities of all nodes are public (e.g., via publishing identities on an existing blockchain or publicly available websites). Given the total number of nodes n , the security parameter λ , the assumed total ratio of Byzantine nodes s , and the required liveness threshold f_L , nodes can form shards with the shard size m calculated through Equation 1 and 2. Note that the shard sizes of the ordering shard (denoted by $m^\#$) and processing shards (denoted by m^*) are different, where $m^\# > m^*$. The ordering shard must be large enough to guarantee both safety and liveness properties all the time, where $f = f_S = f_L = 1/3$. In contrast, a processing shard can have fewer nodes, ensuring safety all the time but only providing 99.99%-probabilistic liveness. The formation of the ordering shard and processing shards is independent, allowing a node to potentially belong to both the ordering shard and a processing shard. For instance, a node calculates a hash by concatenating its identity and the randomness. The resulting hash values of all nodes are mapped to a range $[0, 1)$, which is partitioned into $k = n/m^*$ regions to identify processing shards to which nodes belong. On the other hand, nodes can form the ordering shard based on the ranking of their calculated hash values (e.g., with the largest $m^\#$ nodes forming an $m^\#$ -size ordering shard). Note that the bootstrapping procedure

in our work follows the random assignment mechanism as in previous works, and thus it can form (both ordering and processing) shards randomly.

Shards recover. Despite the potential for Arete to generate liveness-violated processing shards due to its safety-liveness separation, the shard reconfiguration mechanism comes into play to recover these liveness-violated processing shards. Our reconfiguration mechanism follows the methodology employed by GEARBOX and therefore inherently implies its effectiveness and security. Specifically, if the ordering shard receives messages (see § IV for more details about the messages) from less than $f_S \cdot |S_P^{sid}| + 1$ nodes from a processing shard S_P^{sid} during an epoch, it can assign more nodes to S_P^{sid} , setting a higher liveness threshold (thus resulting in a lower safety threshold and a larger shard size). This process can be iterated until the ordering shard receives messages from enough nodes of the processing shard. When entering a new epoch, the liveness-recovered processing shard will be trimmed to the originally small shard size. Note that even though a liveness-violated shard will be merely recovered after an epoch, Arete makes sure this recovery procedure rarely happens, e.g., 0.01% probability as we guarantee 99.99%-probabilistic liveness. Such a guarantee enables Arete to incur lower recovery costs and renders it more practical compared to GEARBOX.

IV. THE CERTIFY-ORDER-EXECUTE MODEL

In this section, we present the certify-order-execute (COE) model built on our sharding protocol that can handle transactions efficiently.

A. Block Structure

Arete designs three types of blocks to facilitate the parallelization among data dissemination, ordering, and execution tasks of the SMR process implemented by our ordering-processing sharding scheme.

Execution blocks are created and maintained by processing shards, used to guarantee the availability of transactions. An execution block (EB) created by node N_j^{sid} in shard S_P^{sid} is defined as: $EB = \langle itxs, ctxs, sid, j \rangle$, where $itxs$ is a list of locally ordered intra-shard transactions, $ctxs$ is a list of locally ordered cross-shard transactions from S_P^{sid} , and sid is the processing shard ID.

Certificate blocks are created by processing shards to serve as the metadata of execution blocks. A certificate block (CB) associated with an execution block EB is defined as: $CB = \langle EB_{dst}, M_{ctxs}, sid, \sigma_{set} \rangle$, where EB_{dst} is the digest of EB , M_{ctxs} contains a list of metadata of cross-shard transactions in EB , and σ_{set} contains a quorum of signatures of S_P^{sid} . In particular, M_{ctxs} is the data structure with a minimum data size that can be used to identify a cross-shard transaction. For example, each of M_{ctxs} consists of the hash of a cross-shard transaction and the IDs of relevant processing shards.

Ordering blocks are created by the ordering shard via its consensus protocol. In particular, an ordering block (OB) is defined as: $OB = \langle ARGs, \hat{EB}_{dsts}, \hat{M}_{ctxs}, r, \sigma_{set} \rangle$, where $ARGs$ contains a set of aggregations of execution results for cross-shard transactions before the current consensus round

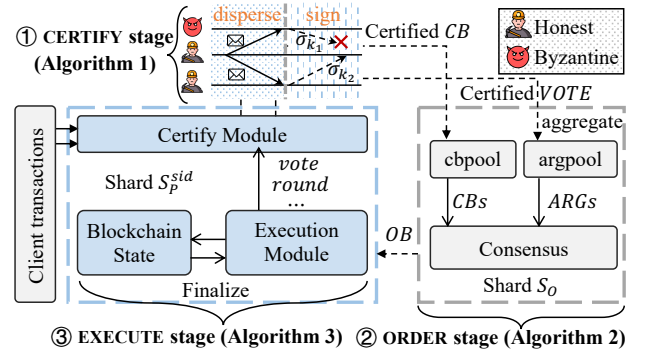


Fig. 3. The overview of the COE model: ① The CERTIFY stage: each processing shard disseminates intact transactions (and execution results of the ordered cross-shard transactions) within the shard itself and generates certification blocks (and execution results) signed by a quorum of the shard’s nodes. ② The ORDER stage: the ordering shard S_O aggregates the execution results of the previously ordered cross-shard transactions from all relevant processing shards. S_O initiates a consensus instance to order the newly received certification blocks and the aggregated execution results. ③ The EXECUTE stage: each processing shard consensuslessly executes and finalizes the ordered transactions received from the ordering shard, then updates the relevant states of the blockchain ledger.

r^6 , \hat{EB}_{dsts} is a list of digests of globally ordered execution blocks, \hat{M}_{ctxs} is a list of metadata of globally ordered cross-shard transactions, and σ_{set} is a quorum of signatures of the ordering shard.

B. Model Specification

The COE model in a nutshell. The COE model, designed to parallelize the SMR process for efficient transaction finalization, consists of three stages: CERTIFY, ORDER, and EXECUTE. First, in the CERTIFY stage, nodes of each processing shard disseminate intact transactions in the form of execution blocks within the shard, where each other node of the shard will sign the digests of the received execution blocks. Once receiving a quorum of signatures (which ensures at least one honest node stores the intact transactions) on an execution block EB , the creator of EB will create an associated certificate block CB containing all signatures and send CB to the ordering shard. Then, in the ORDER stage, the ordering shard S_O runs a consensus protocol to order certificate blocks. As intact transactions have been dispersed in relevant processing shards, S_O only needs to order extremely lightweight metadata (i.e., signed-hash digests). Finally, in the EXECUTE stage, each processing shard executes the transactions ordered by S_O . Due to the consistent transaction order, nodes in the processing shard can execute and finalize the transactions in a consensusless way. Figure 3 demonstrates the overview of the COE model. We now elaborate on each stage below.

(1) CERTIFY stage (Algorithm 1). We first introduce the CERTIFY stage to efficiently disseminate transactions. *The objective of this stage is to ensure intact transactions can be correctly retrieved after they are ordered (i.e., performing the data dissemination/availability task of the SMR).* This idea is motivated by the information dispersal scheme proposed in [48], which only works in a single shard/committee

⁶Arete proceeds in rounds. Each round is associated with a round r , where the ordering shard will run an instance of consensus to commit an ordering block. A round is therefore called a *consensus round*.

scenario. We extend this scheme to our sharding scenario in the consideration of cross-shard transactions. Specifically, the CERTIFY stage is performed in a leaderless manner. Each node N_j^{sid} in a processing shard S_P^{sid} creates new execution blocks for intra-shard and cross-shard transactions received from clients (lines 1-5). To make an execution block EB valid for ordering, N_j^{sid} needs to disseminate EB to other nodes in the same processing shard and collect their signatures on certifying EB . Meanwhile, N_j^{sid} also responds to execution blocks received from other nodes (lines 6-9). After receiving at least $f_S \cdot |S_P^{sid}| + 1$ signatures (including its own), the node creates a certificate block CB and sends it to the ordering shard (lines 10-14). Here, the quorum of signatures can guarantee the data availability of transactions (see Lemma 1 below).

In addition to new transactions, nodes in a processing shard also certify the *VOTE* results of cross-shard transactions (lines 15-25). A *VOTE* result is a data structure mapping cross-shard transactions to the execution results (i.e., success or failure) and will be aggregated by the ordering shard to determine if its corresponding cross-shard transactions can be committed (see the ORDER stage below). Specifically, upon receiving a EXEVOTE message from its execution module, N_j^{sid} disseminates its *VOTE* result and collects signatures from other nodes in S_P^{sid} . Similarly, the node then sends the *VOTE* result to the ordering shard after it collects at least $f_S \cdot |S_P^{sid}| + 1$ signatures. This ensures that at least one honest node certifies the correctness of the *VOTE* result. Therefore, anyone (in the ordering shard) can verify the correctness of a *VOTE* result by checking the number of its containing signatures without re-executing the corresponding cross-shard transactions.

Lemma 1 (Data Availability). *Given a processing shard with $|S_P^{sid}|$ nodes and a safety threshold f_S , any honest node can recover an intact execution block EB_1 if EB_1 's associated certificate block contains at least $f_S \cdot |S_P^{sid}| + 1$ signatures from distinct nodes of S_P^{sid} .*

Proof: Since Arete ensures that there are no more than $f_S \cdot |S_P^{sid}|$ malicious nodes in each processing shard, the quorum (i.e., $f_S \cdot |S_P^{sid}| + 1$) of signatures ensures that at least one honest node has the intact execution block. This enables all nodes in S_P^{sid} to eventually obtain the block by synchronizing it from the honest node, ensuring data availability. \square

The CERTIFY stage enables nodes in processing shards to fully utilize their bandwidth for transaction dissemination because each node can disseminate batches of transactions independently and continuously without waiting for the ORDER and EXECUTE stages. From the perspective of data dissemination, Arete separates the task of data dissemination and consensus in the same way as Prism [49] and DAG-based protocols [14]–[16] that have shown such a separation can improve performance significantly.

(2) ORDER stage (Algorithm 2). In each consensus round, nodes run an instance of consensus to create and finalize a new ordering block. *The objective of this stage is to establish a global order for transactions from all processing shards (i.e., perform the ordering/consensus task of the SMR) and aggregate the execution results of cross-shard transactions.* Since Arete is agnostic to the consensus protocol, we omit the procedure of consensus on finalizing the ordering block in Algorithm 2, which depends on the specific consensus

Algorithm 1 CERTIFY stage for Node N_j^{sid} in shard S_P^{sid}

```

▶ certify new transactions
1: upon certify(transactions  $txs$ ) do
2:   ▷ separate  $txs$  into intra-shard transactions  $itxs$  and cross-shard
   transactions  $ctxs$  based on their involved processing shards
3:    $EB \leftarrow \langle itxs, ctxs, sid, j \rangle$ 
4:   disseminate  $\langle \text{CERTIFY}, EB \rangle_{\sigma_j}$  to  $S_P^{sid}$ 
5:    $certified \leftarrow \{\}$ 
6: upon receiving  $\langle \text{CERTIFY}, EB \rangle_{\sigma_k}$  do
7:    $EB_{dst} \leftarrow$  compute  $EB$ 's digest
8:    $M_{ctxs} \leftarrow \{\text{getMetadata}(ctx) \mid \forall ctx \in EB.ctxs\}$ 
9:   send  $\langle \text{CERTIFIED}, EB_{dst}, M_{ctxs}, sid \rangle_{\sigma_j}$  to Node  $k$ 
10: upon receiving a CERTIFIED message  $ct$  do
11:    $certified \leftarrow certified \cup \{ct\}$ 
12:   if  $|certified| \geq f_S \cdot |S_P^{sid}|$  then
13:      $CB \leftarrow \langle EB_{dst}, M_{ctxs}, sid, \sigma_j \cup \{certified.\sigma\} \rangle$ 
14:     send  $CB$  to the ordering shard
▶ certify the ordered cross-shard transactions
15: upon receiving a EXEVOTE message  $ev$  from its execution module do
16:   disseminate  $\langle \text{CVOTE}, ev.vote, ev.round, sid, j \rangle_{\sigma_j}$  to  $S_P^{sid}$ 
17:    $voted \leftarrow \{\}$ 
18: upon receiving  $\langle \text{CVOTE}, vote, round, sid, k \rangle_{\sigma_k}$  do
19:   if  $vote$  is correct then
20:     send  $\langle \text{CVOTED}, vote, round, sid \rangle_{\sigma_j}$  to Node  $k$ 
21: upon receiving a CVOTED message  $vt$  do
22:    $voted \leftarrow voted \cup \{vt\}$ 
23:   if  $|voted| \geq f_S \cdot |S_P^{sid}|$  then
24:      $VOTE \leftarrow \langle vote, round, sid, \sigma_j \cup \{voted.\sigma\} \rangle$ 
25:     send  $VOTE$  to the ordering shard

```

protocol. For instance, when running Hotstuff [46] in S_O , a leader \mathcal{L} is chosen (by, for example, round-robin) to create an ordering block OB in each consensus round (lines 1-5). \mathcal{L} fetches and orders a set of certificate blocks from its certificate pool $cbpool$, where $cbpool$ stores all valid certificate blocks received from processing shards (lines 6-8). Note that a certificate block is considered valid if it contains a quorum of (i.e., at least $f_S \cdot |S_P^{sid}| + 1$) signatures from its processing shard S_P^{sid} . Once the fetched certificate blocks CBs are ordered, the local orders of transactions inside CBs are retained unchanged and combined into a global order. Then \mathcal{L} coordinates several stages of Hotstuff to finalize OB .

Arete also assigns the ordering shard to coordinate the finalization of cross-shard transactions. Arete adopts an *asynchronous cross-shard commit approach*. This means relevant processing shards can execute cross-shard transactions asynchronously, and the ordering shard is not required to wait to receive *VOTE* results from all relevant processing shards before it can move to the next consensus round. To this end, nodes trace the latest consensus round of the *VOTE* result from each processing shard, i.e., $voteRounds$. When receiving a valid *VOTE* result, nodes aggregate it into an aggregator ARG that is associated with a consensus round $ARG.round$ (lines 9-19). Briefly speaking, the aggregation process AGGREGATEVOTE (lines 22-28) is to perform AND operation on the execution results (where 1 means success and 0 means failure) of cross-shard transactions from all relevant processing shards. In this case, if the value corresponding to a cross-shard transaction in an aggregator ARG is 1, then the cross-shard transaction is executed successfully by all relevant processing shards; in contrast, 0 indicates at least one processing shard fails to execute the cross-shard transaction. Once a node receives all involved *VOTE* results for a previous consensus round $VOTE.round$, the corresponding aggregator ARG is ready to

Algorithm 2 ORDER stage for the ordering shard S_O

Local data: $voteRounds$ \triangleright map processing shard IDs to the latest consensus rounds of $VOTE$ results received from processing shards

- \triangleright order new transactions

```
1: when creating a new ordering block  $OB$  do
2:    $ARGs \leftarrow$  fetch aggregated votes from its argpool
3:    $CBs \leftarrow$  fetch certificate blocks from its cbpool
4:    $OB \leftarrow$  createBlock( $newRound, ARGs, CBs$ )
5:   coordinate a consensus instance for  $OB$ 
6: upon receiving a  $CB$  from shard  $S_P^{sid}$  do
7:   if Verify( $CB, CB.\sigma_{set}$ ) then
8:     store  $CB$  into cbpool
9:  $\triangleright$  aggregate  $VOTE$  results for cross-shard transactions
10: upon receiving a  $VOTE$  result do
11:   if Verify( $VOTE, VOTE.\sigma_{set}$ ) then
12:     if  $voteRounds[VOTE.sid] + 1 = VOTE.round$  then
13:        $voteRounds[VOTE.sid] \leftarrow VOTE.round$ 
14:        $ARG \leftarrow$  fetch aggregator of  $VOTE.round$ 
15:        $ARG \leftarrow$  AGGREGATEVOTE( $ARG, VOTE.vote$ )
16:       if  $ARG$  is ready to be finalized then
17:         store  $ARG$  into argpool
18:       else if  $voteRounds[VOTE.sid] < VOTE.round$  then
19:         synchronize missing votes from  $S_P^{VOTE.sid}$ 
20:         update the relevant aggregators
21:  $\triangleright$  inform processing shards
22: upon finalizing the new ordering block  $OB$  do
23:   send  $OB$  to processing shards
```

```
22: function AGGREGATEVOTE( $ARG, vote$ )
23:   for  $\forall M_{ctx} \in vote.key()$  do
24:     if  $ARG.vote.contains(M_{ctx})$  then
25:        $ARG.vote[M_{ctx}] \leftarrow ARG.vote[M_{ctx}] \&\& vote[M_{ctx}]$ 
26:     else
27:        $ARG.vote[M_{ctx}] \leftarrow vote[M_{ctx}]$ 
28:   return  $ARG$ 
```

be finalized and stored in the node's aggregator pool argpool. When creating a new ordering block, the leader \mathcal{L} also fetches aggregators from argpool and orders them in the block based on their corresponding consensus rounds.

The asynchronous cross-shard commit approach prevents slow processing shards from impeding the ORDER stage, allowing the ordering shard to fully utilize resources to perform the ordering task. Specifically, the ordering shard is not required to wait to receive $VOTE$ results from all relevant processing shards when creating a new ordering block. This is feasible because: 1) the transaction ordering is independent of the execution task; 2) the creation of certificate blocks is independent of the execution of cross-shard transactions, by which the ordering shard can always receive new certificate blocks from processing shards and keep performing the ordering task. Furthermore, according to the interval of received $VOTE$ results and the number of received certificate blocks from processing shards, the ordering shard flexibly orders different numbers of transactions for distinct processing shards. Therefore, a processing shard with a higher workload and faster execution speed can have more transactions to be processed in one consensus round.

Employing the ordering shard as a cross-shard coordinator enables processing shards to have the same view on the commitment of cross-shard transactions (i.e., with the same $ARGs$), as each ordering block is public to every processing shard. This can realize a *deterministic commitment*, which is crucial to achieving lock-free execution while guaranteeing cross-shard transactions to be finalized consistently (see Appendix B for more details). Briefly, since each processing shard

Algorithm 3 (Simplified) EXECUTE stage for Node N_j^{sid} in shard S_P^{sid}

- \triangleright execute ordered transactions, $OB = (ARGs, \hat{EB}_{dsts}, \hat{M}_{ctxs}, r, \sigma_{set})$

```
1: upon receiving a new ordering block  $OB$  do
2:   if  $OB.r > orderRound + 1$  and Verify( $OB, OB.\sigma_{set}$ ) then
3:     synchronize missing ordering blocks from  $S_O$ 
4:     update  $orderRound$  with the synchronized ordering blocks
5:   else if  $OB.r == orderRound + 1$  and Verify( $OB, OB.\sigma_{set}$ )
6:      $\triangleright$  Step 1: handle aggregated results  $ARGs$ 
7:     finalize cross-shard transactions of  $ARGs$  for previous rounds
8:      $\triangleright$  Step 2: handle intra-shard transactions
9:     execute and finalize intra-shard transactions of  $\hat{EB}_{dsts}$ 
10:     $\triangleright$  Step 3: handle cross-shard transactions
11:    execute and vote for cross-shard transactions of  $\hat{M}_{ctxs}$ 
12:    generate an EXEVOTE message and forward it to the certification module
```

learns all aggregations in ordering blocks, they can consistently abort failed cross-shard transactions. An initial concern about this approach is that the ordering shard requires extra storage and communication for something irrelevant to transaction ordering. However, we observe that the ordering shard can prune these aggregations once their corresponding cross-shard transactions are finalized since the relevant processing shards provide data availability. Moreover, as discussed in Appendix C-B, we can optimize the data size for aggregations $ARGs$ during the ordering stage. Besides, we also discuss another implementation that frees the ordering shard from the coordination of cross-shard transactions, where processing shards communicate directly to finalize cross-shard transactions, implementing a *leaderless* coordination. However, the leaderless coordination brings more communication overhead as discussed in Appendix C-B.

(3) EXECUTE stage (Algorithm 3). In this stage, processing shards execute and finalize the ordered transactions. The objective of this stage is to guarantee the correctness of transaction execution (i.e., performing the execution task of the SMR). Thanks to the established global order, the process of transaction execution can be simple. Algorithm 3 illustrates a simplified workflow of this stage, and we leave the detailed implementation in Appendix C-A due to the page limitation. Before executing transactions in a received ordering block OB , node N_j^{sid} in S_P^{sid} traces its locally latest consensus round $orderRound$ and uses a synchronizer to ensure not miss any ordering blocks it involves (lines 1-4). Finalizing transactions consists of three steps (lines 5-9). Abstractly, N_j^{sid} first finalizes the cross-shard transactions for previous rounds (in $ARGs$) because $ARGs$ aggregates execution results from all relevant processing shards and its corresponding cross-shard transactions are ready for finalization (line 6). Then, N_j^{sid} executes the ordered intra-shard transactions in \hat{EB}_{dsts} (line 7). Since intra-shard transactions only access the data managed by S_P^{sid} , N_j^{sid} is able to finalize them immediately if they do not involve any uncommitted data (generated by unfinalized cross-shard transactions). Finally, N_j^{sid} executes the newly ordered cross-shard transactions of \hat{M}_{ctxs} (lines 8-9). Different from intra-shard transactions, the newly cross-shard transactions cannot be finalized in this round as they rely on the execution results from other relevant processing shards. Instead, N_j^{sid} votes for its local execution results and forward them to its certification module to certify the $VOTE$ result (lines 15-25 in Algorithm 1).

Arete utilizes the deterministic information provided by the ordering shard to realize a lock-free execution, by which processing shards can consistently and efficiently finalize transactions without blocking the executions and direct communications between processing shards. For more details about the lock-free execution, we recommend readers to read Appendix B. In comparison to previous cross-shard execution approaches, the lock-free execution in Arete is more promising for efficiently handling transactions in a real-world sharding system where some hotspot smart contracts (e.g., Uniswap [21] and cryptocurrency exchanges [20]) are frequently accessed. However, a lock-free execution can lead to a *cascading abortion* problem where aborting a cross-shard transaction ctx will make all following transactions conflicting with ctx (i.e., involving in accessing the states modified by ctx) aborted. While several existing solutions [50], [51] can be integrated into Arete to alleviate the cascading abortion issue, there are also promising new mitigation strategies specifically tailored for our blockchain sharding scenario. First, processing shards can avoid certifying new transactions that involve uncommitted states before the corresponding cross-shard transactions are finalized. Then, processing shards are allowed to overcharge the transaction fees from a user who issues an aborted transaction, preventing the malicious user from hurting performance with their aborted transactions. In fact, the trade-off between aborts (from lock-free execution) and waits (from lock-based execution) has been systematically quantified by previous work [50], showing that the performance obtained from the lock-free execution is better than that obtained from the lock-based execution under the scenario with hotspots.

C. Optimizations

In our ordering-processing sharding scheme, the single ordering shard needs to order transactions for all processing shards. Even though transactions are converted into extremely lightweight metadata (i.e., certificate blocks), the ordering shard will eventually become the bottleneck as the scale of the network increases. Several optimizations can be easily integrated into our protocol to avoid this bottleneck.

Cross-shard transaction batching. In § IV-A, we assume a certificate block contains digests of every cross-shard transaction (i.e., the data field M_{ctxs}). However, M_{ctxs} can be replaced by fixed $k-1$ digests in implementation, where k is the number of processing shards in the system. Specifically, a processing shard batches all cross-shard transactions involving the same other processing shard and adds the digest of the batch into the certificate block. Since there are $k-1$ processing shards (excluding itself), a certificate block contains at most $k-1$ digests for cross-shard transaction batches.

Aggregators compression. The aggregators $ARGs$ in an ordering block can be compressed as bit strings (see Appendix C-B for more details). Briefly, since cross-shard transaction batches are explicitly ordered and recorded in previous ordering blocks, the ordering shard can replace the digests of cross-shard transaction batches in $ARGs$ with a sequence of binary bits, where a bit can represent the finalization result of a cross-shard transaction batch (i.e., 1 means commit while 0 means abort). Since a certificate block contains at most $k-1$ cross-shard transaction batches, $ARGs$ in an ordering block only requires $k-1$ bits for the certificate block.

Signatures aggregation. When creating certificate blocks and ordering blocks, we can compress a quorum of signatures (e.g., using BLS [52]) to a single signature.

Future bottleneck. With the above optimizations, we can estimate the future bottleneck of the ordering shard by calculating the ratio of the data volumes that the ordering shard and a processing shard need to handle. Assume we use the SHA-256 algorithm to calculate a digest (i.e., a digest is 32B). As an illustration, an execution block, containing 5,000 transactions of 512B each, a shard ID of 2B, and a node ID of 2B, is around 2.56MB. Its associated certificate block, containing an execution block digest of 32B, $k-1$ batch digests of 32B each, a shard ID of 2B, and an aggregate signature of 32B, is $32k + 34B$. Eventually, a node in a processing shard needs to handle approximate $(32kB + 2.56MB)$ data to generate a certificate block for the ordering shard. When generating an ordering block, for each certificate block, the ordering shard needs to handle $(k-1)/8B$ for its $ARGs$, 32B for its execution block digest EB_{dst} , $32(k-1)B$ for its digests of cross-shard transaction batches M_{ctxs} , $8/kB$ for the round number (amortized by the number of processing shards k), and $32/kB$ for the aggregate signature (amortized by k). Eventually, we can calculate the ratio of the data volumes that the ordering shard and a processing shard need to handle by:

$$\frac{(k-1)/8 + 32 + 32(k-1) + 8/k + 32/k}{32k + 2560000} \quad (3)$$

Let equation(3) = $\frac{1}{k}$, we get $k \approx 283$, which indicates that we need about 283 processing shards before the ordering shard handles data volume similar to a processing shard. Note that this is a lower bound because it ignores the computation cost of transaction execution required by processing shards, which could be significant once the transaction workload becomes large. Nonetheless, such a lower bound of 283 shards can meet the requirement of a production blockchain network. For instance, the sharding scheme developed by Ethereum (known as Danksharding) plans to split the network into 64 shards to achieve over 100,000 transactions per second [30].

V. ANALYSIS

This section proves Arete guarantees sharding safety and sharding liveness properties defined in § III-B. We focus on the security guarantee within each epoch, while the security proof across epochs can be referenced in GEARBOX [12], as our reconfiguration mechanism follows the scheme adopted by GEARBOX. We also prove that \mathcal{P} -probabilistic liveness in Definition 1 indicates \mathcal{P} -probabilistic availability in a blockchain sharding system.

A. Sharding Safety Analysis

Since the ordering shard in Arete runs a BFT consensus to maintain its ledger, the inherent BFT consensus guarantees that nodes in the ordering shard maintain the same prefix ledger. Besides, cross-shard transactions only modify the states of processing shards but not the ordering shard. We therefore only discuss processing shards.

Lemma 2. *For every two honest nodes N_i^{sid} and N_j^{sid} with local ledgers \mathcal{L}_i^{sid} and \mathcal{L}_j^{sid} in processing shard S_P^{sid} , Arete guarantees: either $\mathcal{L}_i^{sid} \subseteq \mathcal{L}_j^{sid}$ or $\mathcal{L}_j^{sid} \subseteq \mathcal{L}_i^{sid}$.*

Proof: For the sake of contradiction, assume there is a consensus round r_c where \mathcal{L}_i^{sid} finalized a list of execution blocks with the digests EB_{dsts} , and \mathcal{L}_j^{sid} finalized another list of execution blocks with the digests EB'_{dsts} ($EB_{dsts} \neq EB'_{dsts}$). However, since EB_{dsts} and EB'_{dsts} are the content of ordering blocks, it means the ordering shard finalizes two ordering blocks in r_c , violating the safety of the ordering shard, leading to a contradiction. \square

Lemma 3 (Cross-shard Atomicity). *For any cross-shard transaction ctx that is finalized by relevant processing shards, all relevant processing shards either commit or abort ctx .*

Proof: Without loss of generality, we assume ctx involves two processing shards S_P^m and S_P^n . For the sake of contradiction, assume S_P^m commits ctx while S_P^n aborts ctx . Recall from the COE model that the ordering shard picks all aggregators into its ordering blocks. Thus, S_P^m receives an aggregator ARG where $ARG.vote[M_{ctx}] = 1$ while S_P^n receives an aggregator ARG' where $ARG'.vote[M_{ctx}] = 0$, or there is another cross-shard transaction ctx' conflicting with ctx such that $ARG.vote[M_{ctx'}] = 1$ and $ARG'.vote[M_{ctx'}] = 0$. Both of them mean the ordering shard commits two different ordering blocks in the same round. However, the BFT consensus ensures the safety of the ordering shard, leading to a contradiction. \square

Lemma 4 (Cross-shard Consistency). *For any two cross-shard transactions ctx_1 and ctx_2 that are finalized by relevant processing shards, either ctx_1 is finalized before ctx_2 or ctx_2 is finalized before ctx_1 in all relevant processing shards.*

Proof: Without loss of generality, we assume ctx_1 and ctx_2 involve two processing shards S_P^m and S_P^n . For the sake of contradiction, assume S_P^m finalizes ctx_1 before ctx_2 while S_P^n finalizes ctx_2 before ctx_1 . Recall from the EXECUTE stage that cross-shard transactions are finalized in the order of the VOTE results of the aggregators. The above finalization results indicate that S_P^m and S_P^n receive different aggregators from the ordering shard, which violates the safety of the ordering shard and leads to a contradiction. \square

Lemma 2 proves Arete satisfies the condition(i) of Definition 4, and Lemmas 3 and 4 prove Arete satisfies the condition(ii) of Definition 4. Therefore, we have:

Theorem 1. *Arete guarantees the sharding safety.*

B. Sharding Liveness Analysis

Lemma 5. *Transactions sent to honest nodes are eventually ordered by the ordering shard.*

Proof: Recall from § III-C that our shard reconfiguration mechanism ensures at least $f_S \cdot |S_P^{sid}| + 1$ nodes in each processing shard S_P^{sid} eventually send their certificate blocks to the ordering shard. Since at most f_S fraction of nodes is Byzantine, the above condition ensures at least one honest node can certify new transactions to the ordering shard. Therefore, every transaction sent to honest nodes can be packed into a certificate block that will be eventually ordered by the ordering shard. \square

Lemma 6. *Honest nodes can obtain intact transactions for execution if these transactions have been ordered by the ordering shard.*

Proof: If transactions are ordered by the ordering shard, it means their associated certificate blocks are valid (i.e., containing a quorum of signatures). From Lemma 1, we know that a valid certificate block enables nodes to retrieve all intact transactions corresponding with the block. Therefore, any honest node can eventually obtain these intact transactions. \square

Lemmas 5 and 6 jointly ensure each transaction sent to honest nodes can be handled by relevant processing shards and finalized eventually. Therefore, we have:

Theorem 2. *Arete guarantees the sharding liveness.*

C. Analysis for Probabilistic Liveness

It is well-known that a distributed system with crash/Byzantine failures cannot solve the consensus problem deterministically under the asynchronous network (i.e., the FLP impossibility [19]). In other words, a sharding system cannot handle new transactions when the network is asynchronous, i.e., being unavailable or not guaranteeing liveness. Therefore, we only consider that the network is being synchronous in the following proof.

Theorem 3. *In a sharding system, \mathcal{P} -probabilistic liveness indicates \mathcal{P} -probabilistic availability.*

Proof: Without loss of generality, we assume the reconfiguration interval is \mathcal{T} years (usually $0 < \mathcal{T} < 1$), and there are k shards in the system. Recall that \mathcal{P} -probabilistic liveness means when forming shards, the probability of a shard that violates liveness is \mathcal{P} , indicating the expected number of liveness-violated shards is $(1 - \mathcal{P}) \cdot k$. A liveness-violated shard can be considered unavailable as it neither handles new transactions nor responds to clients. Since liveness-violated shards can be recovered after the shard reconfiguration, \mathcal{P} -probabilistic liveness also indicates that there are $(1 - \mathcal{P}) \cdot k$ shards in expectation violating the liveness for \mathcal{T} years. When amortizing the unavailable time by all shards, we can calculate the unavailable time of the sharding system during the reconfiguration interval is $\frac{(1-\mathcal{P}) \cdot k \cdot \mathcal{T}}{k} = (1 - \mathcal{P}) \cdot \mathcal{T}$ years. Moreover, since there are $\frac{1}{\mathcal{T}}$ times of shard reconfiguration in a year, the total unavailable time of the sharding system in a year is $(1 - \mathcal{P}) \cdot \mathcal{T} \cdot \frac{1}{\mathcal{T}} = (1 - \mathcal{P})$ years, indicating a \mathcal{P} -probabilistic availability of a system. \blacksquare

VI. EVALUATION

A. Implementation

We implement a prototype for Arete in Rust, which uses Tokio for asynchronous network, ed25519-dalek for elliptic curve-based signature, and RocksDB for persistent storage. The consensus protocol of the ordering shard adopts a variation of Hotstuff [53]. For the communications within each shard, we use TCP to realize reliable point-to-point channels. When a node sends a new message requiring signatures from other nodes of the same shard, it traces the reception of this message and keeps re-sending the message to which it did not receive an echo back. For communications between the ordering shard and processing shards, we allow nodes to connect one or more nodes from the other shard randomly. Our implementation

involves around 6.5K LOC, and the source codes are public with the testing scripts⁷.

Given the extensive sharding protocols, it is difficult to replicate each of their unique parameter settings and system models. We thereby only compare Arete with GEARBOX [12], a state-of-the-art sharding protocol focusing on reducing the shard size as this paper does. Since GEARBOX adopts the same (intra-shard and cross-shard) consensus protocols as most previous sharding protocols, we consider it a representative sharding protocol in our following comparison experiments. As GEARBOX does not provide its code implementation, for a fair comparison, we implement and evaluate GEARBOX based on our codebase⁸. Specifically, GEARBOX separates the safety f_S and liveness f_L properties where $f_S + 2f_L < 1$. Each committee⁹ in GEARBOX has been running an intra-shard consensus protocol [53] to continuously commit intra-shard transactions. To handle cross-shard transactions, GEARBOX adopts a two-phase commit protocol and uses its control chain to coordinate cross-shard consensus. A cross-shard transaction is divided into several sub-transactions that are then sent to relevant committees. In the first voting phase, these relevant committees execute sub-transactions and lock modified states. In the second committing phase, the control chain collects the executing results of all sub-transactions and informs all relevant committees to commit or abort the cross-shard transaction. That is if all sub-transactions are executed successfully, committees will unlock and commit the modified states; otherwise, committees will unlock and discard the modified states. A detailed illustration for handling cross-shard transactions with the two-phase commit protocol is illustrated in Appendix B. Note that the control chain in GEARBOX is maintained by a specific shard (called control shard in the rest of this paper), and the control shard is assumed to satisfy safety and liveness properties all the time. Therefore, given the same parameter setting, the control shard is set as the same size as the ordering shard in Arete.

B. Experiment Setup

We run our evaluation in Amazon Web Services, using c5a.8xlarge EC2 instances spread across 8 regions in the world (3 in Europe, 3 in America, and 2 in Asia). Each instance provides 32 CPUs, 64 GB RAM, and 10 Gbps of bandwidth and runs Linux Ubuntu server 20.04. We deploy one client per node in processing shards to submit transactions at a fixed rate. Each transaction has a size of 512 Bytes. In the following sections, each measurement is the average of 2 runs where shards have been running for 10 minutes to obtain a more precise result.

In the following experiments, we set the total ratio of Byzantine nodes $s = 15\%$, the security parameter $\lambda = 20$. This allows us to create more shards to evaluate the scalability while avoiding excessive monetary expenses on EC2. For the ratio of cross-shard transactions, previous works propose different calculation models [2], [3], [6], [7], and many solutions are proposed to reduce the ratio of cross-shard transactions for a

sharding system (see Appendix A for more details). Calculating the ratio of cross-shard transactions is out of the scope of this paper, where we want to focus on reducing shard sizes. Therefore, we set the ratio of cross-shard transactions as 20% in our experiments.

C. Scalability

This experiment evaluates the scalability of Arete compared with GEARBOX. We measure the transaction throughput, end-to-end intra-shard confirmation latency, and end-to-end cross-shard confirmation latency when increasing the total number of nodes in the system. When calculating the shard sizes, we want to make sure: (i) the control shard (in GEARBOX) and the ordering shard (in Arete) always satisfy the safety and liveness; (ii) the committees (in GEARBOX) and the processing shards (in Arete) always satisfy the safety but only guarantee 99.99%-probabilistic liveness. TABLE II gives the configurations for this experiment, where $m^\#$ represents the size of the control (or ordering) shard, m^* represents the size of committees (or processing shards), f_L represents the liveness threshold of committees (or processing shards), and k represents the number of committees (or processing shards).

TABLE II. Configurations under different numbers of nodes ($s = 15\%$, $\lambda = 20$), shown in the format [GEARBOX, Arete]

	The total number of nodes n					
	50	100	200	300	400	500
$m^\#$	[21, 21]	[42, 42]	[63, 63]	[72, 72]	[78, 78]	[81, 81]
m^*	[20, 13]	[38, 18]	[49, 20]	[57, 22]	[60, 24]	[63, 24]
$f_L(\%)$	[32, 41]	[31, 41]	[31, 42]	[31, 42]	[31, 43]	[31, 43]
k	[2, 3]	[2, 5]	[4, 10]	[5, 13]	[6, 16]	[7, 20]

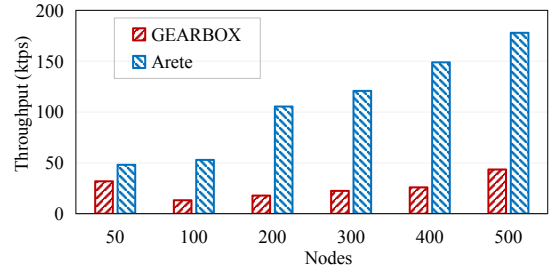


Fig. 4. Throughput under varying numbers of nodes.

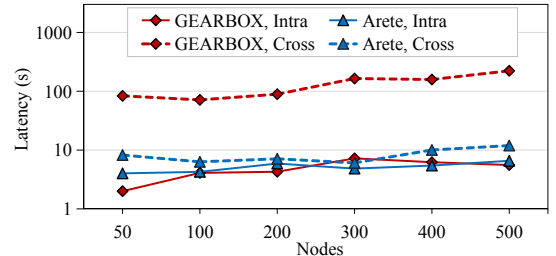


Fig. 5. End-to-end latency with varying numbers of nodes.

Figure 4 shows the transaction throughput under different total numbers of nodes and configurations. Both GEARBOX and Arete can scale the system where transaction throughput increases with the increasing number of nodes. There is an exception between $n = 50$ and $n = 100$, where GEARBOX achieves a higher throughput under $n = 50$ than under

⁷<https://github.com/EtherCS/arete>

⁸<https://github.com/EtherCS/arete/tree/sota>

⁹For differentiation, we use the term *committee* to represent the shard of GEARBOX that runs the consensus protocol.

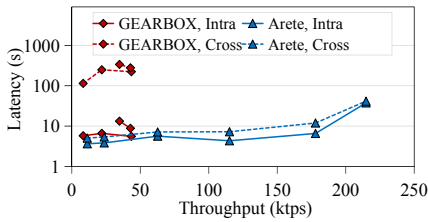


Fig. 6. Throughput-latency performance.

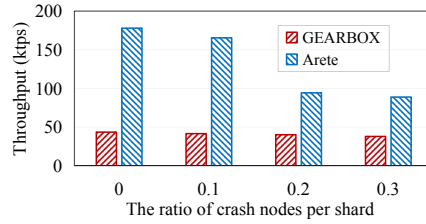


Fig. 7. Throughput under varying crash faults.

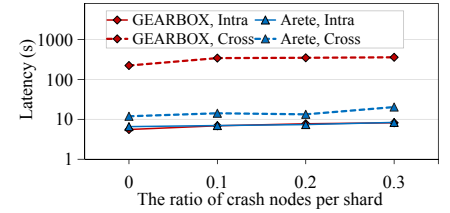


Fig. 8. Latency under varying crash faults.

$n = 100$. We find it is because GEARBOX has the same number of (i.e., $k = 2$) committees but smaller committee sizes when $n = 50$ than when $n = 100$. This shows a larger committee size will compromise transaction throughput as it introduces higher communication overheads. On the other hand, a smaller shard size enables us to create more shards, making Arete achieve much higher throughput compared with GEARBOX. For example, when $n = 500$, Arete has $k = 20$ processing shards to execute transactions in parallel and can achieve about 180K transactions per second, which is $4\times$ improvement compared to GEARBOX.

Figure 5 shows end-to-end intra-shard and cross-shard confirmation latency under different total numbers of nodes, where we start from the time when the client sends a transaction to the time when the transaction is finalized. When n increases, the confirmation latency of both intra-shard and cross-shard transactions increases since the shard size becomes larger as well. Compared to GEARBOX, Arete achieves near intra-shard confirmation latency, which varies from approximately 4s to 6s with n increases. For the cross-shard confirmation latency, Arete performs much better than GEARBOX due to our lock-free execution. To elaborate, the cross-shard confirmation latency of Arete varies from approximately 8s to 12s with n increases whereas GEARBOX requires 80s to 223s to finalize a cross-shard transaction due to its adopted two-phase commit protocol. Arete reduces the cross-shard confirmation latency by over 10 times compared to GEARBOX.

D. Performance

We evaluate the performance of Arete in terms of transaction throughput, end-to-end intra-shard confirmation latency, and end-to-end cross-shard confirmation latency. In the following experiments, we run 500 nodes in total, and the other configurations regarding $m^\#$, m^* , f_L , and k are illustrated in TABLE II (in the column $n = 500$).

Fault-free performance. We first run the fault-free experiment under different workloads of the system. We use throughput-latency characteristics to depict the performance of the system. Such throughput-latency characteristics can evaluate the capacity of a system to handle transactions. To elaborate, before the workload reaches saturated, the confirmation latency changes slightly while transaction throughput can increase noticeably as the workload enlarges; in contrast, after the workload is saturated, transaction throughput will become steady while the confirmation latency will increase noticeably as the workload enlarges. Therefore, the steady transaction throughput is used to evaluate the optimal performance of a system. Figure 6 shows the throughput-latency characteristics of GEARBOX and Arete. Under $n = 500$, Arete can achieve an optimal

performance of about 180K transaction throughput at an intra-shard latency below 7 seconds and a cross-shard latency below 12 seconds. In contrast, the optimal transaction throughput of GEARBOX is around 45K while its cross-shard latency is much higher than its intra-shard latency. Intuitively, the high throughput of Arete benefits from smaller shard sizes and more shards. Furthermore, a larger liveness threshold f_L also enables Arete to more quickly move to the next phase since the quorum of moving to the next phase ($1-f_L$) decreases. This validates the benefits of reducing shard sizes and enhancing the transaction process with the proposed COE model.

Performance under crash faults. We then evaluate the performance under the crash fault model. We conduct experiments with 0%, 10%, 20%, and 30% ratios of crash nodes in each committee (or processing shard) respectively. A crash node in our experiments neither responds to clients nor participates in the sharding protocol. Figure 7 shows the transaction throughput of GEARBOX and Arete under different crashed ratios. We observe that the number of crash nodes can compromise the throughput of Arete more than the throughput of GEARBOX. Specifically, the throughput of Arete drops from 180K to 88K with the ratio of crash nodes increases. On the contrary, the throughput of GEARBOX drops slightly (approximately from 45K to 38K) with the ratio of crash nodes increases. This indicates that nodes in Arete can contribute their bandwidth to the transaction throughput more effectively than GEARBOX. Figure 8 shows the latency of GEARBOX and Arete under different crashed ratios. We observe that with more crash faults in the system, both intra-shard and cross-shard confirmation latency of GEARBOX and Arete increase. Intuitively, due to fewer active nodes in each shard, a shard requires a larger ratio of nodes' signatures to move to the next stage. In this case, any slight network delay between two nodes may significantly slow down the process of finalizing transactions.

VII. CONCLUSION

This work proposed Arete, a new sharding architecture achieving high scalability for blockchains. The main idea is to shard SMR based on its three tasks with optimal-size shards. This is achieved by an ordering-processing sharding scheme and safety-liveness separation. From the experiments on a geo-distributed environment, Arete allows the creation of more shards compared to the state-of-the-art sharding protocol, achieving higher scalability. Moreover, the experiment results also show that the certify-order-execute model adopted by Arete can achieve remarkable performance and therefore is a promising candidate for future blockchains.

REFERENCES

- [1] Loi Luu, Viswesh Narayanan, Chaodong Zheng, Kunal Baweja, Seth Gilbert, and Prateek Saxena. A secure sharding protocol for open blockchains. In *ACM CCS*, pages 17–30, 2016.
- [2] Eleftherios Kokoris-Kogias, Philipp Jovanovic, Linus Gasser, Nicolas Gailly, Ewa Syta, and Bryan Ford. Omniledger: A secure, scale-out, decentralized ledger via sharding. In *IEEE S&P*, pages 583–598, 2018.
- [3] Mahdi Zamani, Mahnush Movahedi, and Mariana Raykova. Rapidchain: Scaling blockchain via full sharding. In *ACM CCS*, pages 931–948, 2018.
- [4] Cynthia Dwork, Nancy Lynch, and Larry Stockmeyer. Consensus in the presence of partial synchrony. *J. ACM*, 35(2):288–323, apr 1988.
- [5] Peter Gaži, Aggelos Kiayias, and Alexander Russell. Fair committee selection: Improving the size-security tradeoff of stake-based committees. In *ACM CCS*, pages 845–858, 2023.
- [6] Hung Dang, Tien Tuan Anh Dinh, Dumitrel Loghin, Ee-Chien Chang, Qian Lin, and Beng Chin Ooi. Towards scaling blockchain systems via sharding. In *ACM SIGMOD*, pages 123–140, 2019.
- [7] Zicong Hong, Song Guo, Peng Li, and Wuhui Chen. Pyramid: A layered sharding blockchain system. In *IEEE INFOCOM*, pages 1–10, 2021.
- [8] Benjamin Y Chan and Elaine Shi. Streamlet: Textbook streamlined blockchains. In *ACM AFT*, pages 1–11, 2020.
- [9] Ittai Abraham, Dahlia Malkhi, Kartik Nayak, Ling Ren, and Maofan Yin. Sync hotstuff: Simple and practical synchronous state machine replication. In *IEEE S&P*, pages 106–118, 2020.
- [10] Rafael Pass and Elaine Shi. Thunderella: Blockchains with optimistic instant confirmation. In *EUROCRYPT*, pages 3–33. Springer, 2018.
- [11] Mingzhe Li, You Lin, Jin Zhang, and Wei Wang. Cochain: High concurrency blockchain sharding via consensus on consensus. In *IEEE INFOCOM*, pages 1–10, 2023.
- [12] Bernardo David, Bernardo Magri, Christian Matt, Jesper Buus Nielsen, and Daniel Tschudi. Gearbox: Optimal-size shard committees by leveraging the safety-liveness dichotomy. In *ACM CCS*, pages 683–696, 2022.
- [13] Ethereum. Ethereum synchronization modes. <https://ethereum.org/en/developers/docs/nodes-and-clients/#sync-modes>. Accessed: 2024.
- [14] Idit Keidar, Eleftherios Kokoris-Kogias, Oded Naor, and Alexander Spiegelman. All you need is dag. In *ACM PODC*, pages 165–175, 2021.
- [15] George Danezis, Lefteris Kokoris-Kogias, Alberto Sonnino, and Alexander Spiegelman. Narwhal and tusk: a dag-based mempool and efficient bft consensus. In *ACM EuroSys*, pages 34–50, 2022.
- [16] Alexander Spiegelman, Neil Giridharan, Alberto Sonnino, and Lefteris Kokoris-Kogias. Bullshark: Dag bft protocols made practical. In *ACM CCS*, pages 2705–2718, 2022.
- [17] Alexander Spiegelman, Balaji Aurn, Rati Gelashvili, and Zekun Li. Shoal: Improving dag-bft latency and robustness. *arXiv preprint arXiv:2306.03058*, 2023.
- [18] Kushal Babel, Andrey Chursin, George Danezis, Lefteris Kokoris-Kogias, and Alberto Sonnino. Mysticeti: Low-latency dag consensus with fast commit path. *arXiv preprint arXiv:2310.14821*, 2023.
- [19] Michael J Fischer, Nancy A Lynch, and Michael S Paterson. Impossibility of distributed consensus with one faulty process. *JACM*, pages 374–382, 1985.
- [20] Coinbase. Coinbase cryptocurrency exchange. <https://www.coinbase.com/>. Accessed: 2024.
- [21] Uniswap.io. uniswap. <https://docs.uniswap.io/>. Accessed: 2024.
- [22] AWS. four nines scenario. <https://docs.aws.amazon.com/wellarchitected/latest/reliability-pillar/s-99.99-scenario.html>. Accessed: 2024.
- [23] Jian Yin, Jean-Philippe Martin, Arun Venkataramani, Lorenzo Alvisi, and Mike Dahlin. Separating agreement from execution by byzantine fault tolerant services. In *ACM SOSP*, pages 253–267, 2003.
- [24] Allen Clement, Flavio Junqueira, Aniket Kate, and Rodrigo Rodrigues. On the (limited) power of non-equivocation. In *ACM PODC*, pages 301–308, 2012.
- [25] Mustafa Al-Bassam, Alberto Sonnino, Shehar Bano, Dave Hrycyszyn, and George Danezis. Chainspace: A sharded smart contracts platform. In *NDSS*, 2018.
- [26] Aptos. Aptos whitepaper. https://aptosfoundation.org/whitepaper/aptos-whitepaper_en.pdf. Accessed: 2024.
- [27] Yossi Gilad, Rotem Hemo, Silvio Micali, Georgios Vlachos, and Nickolai Zeldovich. Algorand: Scaling byzantine agreements for cryptocurrencies. In *ACM SOSP*, pages 51–68, 2017.
- [28] Aggelos Kiayias, Alexander Russell, Bernardo David, and Roman Oliynykov. Ouroboros: A provably secure proof-of-stake blockchain protocol. In *CRYPTO*, pages 357–388. Springer, 2017.
- [29] Phil Daian, Rafael Pass, and Elaine Shi. Snow white: Robustly reconfigurable consensus and applications to provably secure proof of stake. In *FC*, pages 23–41. Springer, 2019.
- [30] Ethereum. Danksharding. <https://ethereum.org/en/roadmap/danksharding/>, 2023. Accessed: 2024.
- [31] Ewa Syta, Philipp Jovanovic, Eleftherios Kokoris Kogias, Nicolas Gailly, Linus Gasser, Ismail Khoffi, Michael J Fischer, and Bryan Ford. Scalable bias-resistant distributed randomness. In *IEEE S&P*, pages 444–460, 2017.
- [32] Adithya Bhat, Nibesh Shrestha, Zhongtang Luo, Aniket Kate, and Kartik Nayak. Randpipe—reconfiguration-friendly random beacons with quadratic communication. In *ACM CCS*, pages 3502–3524, 2021.
- [33] Sourav Das, Vinith Krishnan, Irene Miriam Isaac, and Ling Ren. Spurt: Scalable distributed randomness beacon with transparent setup. In *IEEE S&P*, pages 2502–2517, 2022.
- [34] Adithya Bhat, Nibesh Shrestha, Aniket Kate, and Kartik Nayak. Op-trand: Optimistically responsive reconfigurable distributed randomness. In *NDSS*, 2023.
- [35] Aniket Kate, Easwar Vivek Mangipudi, Siva Maradana, and Pratyay Mukherjee. Flexirand: Output private (distributed) vrf’s and application to blockchains. In *ACM CCS*, pages 1776–1790, 2023.
- [36] Sourav Das, Benny Pinkas, Alin Tomescu, and Zhuolun Xiang. Distributed randomness using weighted vrf’s. *Cryptology ePrint Archive*, 2024.
- [37] Akhil Bandarupalli, Adithya Bhat, Saurabh Bagchi, Aniket Kate, and Michael Reiter. Hashrand: Efficient asynchronous random beacon without threshold cryptographic setup. *ACM CCS*, 2024.
- [38] Dahlia Malkhi, Kartik Nayak, and Ling Ren. Flexible byzantine fault tolerance. In *ACM CCS*, pages 1041–1053, 2019.
- [39] Atsuki Momose and Ling Ren. Multi-threshold byzantine fault tolerance. In *ACM CCS*, pages 1686–1699, 2021.
- [40] Sourav Das, Vinith Krishnan, and Ling Ren. Efficient cross-shard transaction execution in sharded blockchains. *arXiv preprint arXiv:2007.14521*, 2020.
- [41] George Pírlea, Amrit Kumar, and Ilya Sergey. Practical smart contract sharding with ownership and commutativity analysis. In *ACM PLDI*, pages 1327–1341, 2021.
- [42] The Elrond Team. Elrond: A highly scalable public blockchain via adaptive state sharding and secure proof of stake. <https://elrond.com/assets/files/elrond-whitepaper.pdf>, 2019.
- [43] Harmony Team. Harmony: Technical whitepaper. <https://harmony.one/pdf/whitepaper.pdf>, 2018.
- [44] Ontology Research Team. Ontology sharding, draft v0.2. <https://github.com/ontology/documentation/blob/master/sharding/ontology-sharding.pdf>, 2019.
- [45] Rafael Pass and Elaine Shi. Hybrid consensus: Efficient consensus in the permissionless model. In *DISC*, 2017.
- [46] Maofan Yin, Dahlia Malkhi, Michael K Reiter, Guy Golan Gueta, and Ittai Abraham. Hotstuff: Bft consensus with linearity and responsiveness. In *ACM PODC*, pages 347–356, 2019.
- [47] Jianting Zhang, Wuhui Chen, Sifu Luo, Tiantian Gong, Zicong Hong, and Aniket Kate. Front-running attack in sharded blockchains and fair cross-shard consensus. In *NDSS*, 2024.
- [48] Kamilla Nazirkhanova, Joachim Neu, and David Tse. Information dispersal with provable retrievability for rollups. In *ACM AFT*, pages 180–197, 2022.

- [49] Vivek Bagaria, Sreeram Kannan, David Tse, Giulia Fanti, and Pramod Viswanath. Prism: Deconstructing the blockchain to approach physical limits. In *ACM CCS*, pages 585–602, 2019.
- [50] Zhihan Guo, Kan Wu, Cong Yan, and Xiangyao Yu. Releasing locks as early as you can: Reducing contention of hotspots by violating two-phase locking. In *ACM SIGMOD*, pages 658–670, 2021.
- [51] Rati Gelashvili, Alexander Spiegelman, Zhuolun Xiang, George Danezis, Zekun Li, Dahlia Malkhi, Yu Xia, and Runtian Zhou. Blockstm: Scaling blockchain execution by turning ordering curse to a performance blessing. In *ACM PPoPP*, pages 232–244, 2023.
- [52] Dan Boneh, Ben Lynn, and Hovav Shacham. Short signatures from the weil pairing. In *Asiacrypt*, pages 514–532. Springer, 2001.
- [53] Rati Gelashvili, Lefteris Kokoris-Kogias, Alberto Sonnino, Alexander Spiegelman, and Zhuolun Xiang. Jolteon and ditto: Network-adaptive efficient consensus with asynchronous fallback. In *FC*, pages 296–315, 2022.
- [54] Tyler Crain, Christopher Natoli, and Vincent Gramoli. Red belly: a secure, fair and scalable open blockchain. In *IEEE S&P*, pages 466–483, 2021.
- [55] Jiaping Wang and Hao Wang. Monoxide: Scale out blockchains with asynchronous consensus zones. In *USENIX NSDI*, pages 95–112, 2019.
- [56] Jianting Zhang, Zicong Hong, Xiaoyu Qiu, Yufeng Zhan, Song Guo, and Wuhui Chen. Skychain: A deep reinforcement learning-empowered dynamic blockchain sharding system. In *ICPP*, pages 1–11, 2020.
- [57] Zhongteng Cai, Junyuan Liang, Wuhui Chen, Zicong Hong, Hong-Ning Dai, Jianting Zhang, and Zibin Zheng. Benzene: Scaling blockchain with cooperation-based sharding. *IEEE TPDS*, 34(2):639–654, 2022.
- [58] Zicong Hong, Song Guo, Anyuan Zhou, Jianting Zhang, Wuhui Chen, Jinwen Liang, Jie Zhang, and Albert Zomaya. Prophet: Conflict-free sharding blockchain via byzantine-tolerant deterministic ordering. *IEEE INFOCOM*, pages 1–10, 2023.
- [59] Yibin Xu, Jingyi Zheng, Boris Düdler, Tijs Slaats, and Yongluan Zhou. A two-layer blockchain sharding protocol leveraging safety and liveness for enhanced performance. In *NDSS*, 2024.
- [60] Ankur Sharma, Felix Martin Schuhknecht, Divya Agrawal, and Jens Dittrich. Blurring the lines between blockchains and database systems: the case of hyperledger fabric. In *ACM SIGMOD*, pages 105–122, 2019.
- [61] Pingcheng Ruan, Dumitrel Loghin, Quang-Trung Ta, Meihui Zhang, Gang Chen, and Beng Chin Ooi. A transactional perspective on execute-order-validate blockchains. In *ACM SIGMOD*, pages 543–557, 2020.
- [62] Ethereum. Optimistic rollups. <https://ethereum.org/en/developers/docs/scaling/optimistic-rollups/>, 2023. Accessed: 2024.
- [63] Ethereum. Zk rollups. <https://ethereum.org/en/developers/docs/scaling/zk-rollups/>, 2023. Accessed: 2024.
- [64] Huawei Huang, Xiaowen Peng, Jianzhou Zhan, Shenyang Zhang, Yue Lin, Zibin Zheng, and Song Guo. Brokerchain: A cross-shard blockchain protocol for account/balance-based state sharding. In *IEEE INFOCOM*, 2022.
- [65] Yuanzhe Zhang, Shirui Pan, and Jiangshan Yu. Txallo: Dynamic transaction allocation in sharded blockchain systems. In *IEEE ICDE*, pages 721–733, 2023.
- [66] Lan N Nguyen, Truc DT Nguyen, Thang N Dinh, and My T Thai. Optchain: Optimal transactions placement for scalable blockchain sharding. In *IEEE ICDCS*, pages 525–535, 2019.
- [67] Michał Król, Onur Ascigil, Sergi Rene, Alberto Sonnino, Mustafa Al-Bassam, and Etienne Rivière. Shard scheduler: object placement and migration in sharded account-based blockchains. In *ACM AFT*, pages 43–56, 2021.
- [68] Yuechen Tao, Bo Li, Jingjie Jiang, Hok Chu Ng, Cong Wang, and Baochun Li. On sharding open blockchains with smart contracts. In *IEEE ICDE*, pages 1357–1368, 2020.
- [69] Jianting Zhang, Wuhui Chen, Zicong Hong, Gang Xiao, Linlin Du, and Zibin Zheng. Efficient execution of arbitrarily complex cross-shard contracts for blockchain sharding. *IEEE TC*, pages 1–14, 2024.
- [70] Miguel Castro, Barbara Liskov, et al. Practical byzantine fault tolerance. In *OSDI*, pages 173–186, 1999.
- [71] Guy Golan Gueta, Ittai Abraham, Shelly Grossman, Dahlia Malkhi, Benny Pinkas, Michael Reiter, Dragos-Adrian Serebinschi, Orr Tamir, and Alin Tomescu. Sbf: A scalable and decentralized trust infrastructure. In *IEEE DSN*, pages 568–580, 2019.
- [72] Ethan Buchman. *Tendermint: Byzantine fault tolerance in the age of blockchains*. PhD thesis, University of Guelph, 2016.
- [73] Andrew Miller, Yu Xia, Kyle Croman, Elaine Shi, and Dawn Song. The honey badger of bft protocols. In *ACM CCS*, pages 31–42, 2016.
- [74] Sisi Duan, Michael K Reiter, and Haibin Zhang. Beat: Asynchronous bft made practical. In *ACM CCS*, pages 2028–2041, 2018.
- [75] Bingyong Guo, Zhenliang Lu, Qiang Tang, Jing Xu, and Zhenfeng Zhang. Dumbo: Faster asynchronous bft protocols. In *ACM CCS*, pages 803–818, 2020.
- [76] Shengyun Liu, Wenbo Xu, Chen Shan, Xiaofeng Yan, Tianjing Xu, Bo Wang, Lei Fan, Fuxi Deng, Ying Yan, and Hui Zhang. Flexible advancement in asynchronous bft consensus. In *ACM SOSp*, pages 264–280, 2023.
- [77] Elli Androulaki, Artem Barger, Vita Bortnikov, Christian Cachin, Konstantinos Christidis, Angelo De Caro, David Enyeart, Christopher Ferris, Gennady Laventman, Yacov Manevich, et al. Hyperledger fabric: a distributed operating system for permissioned blockchains. In *ACM EuroSys*, page 30, 2018.
- [78] Senthil Nathan, Chander Govindarajan, Adarsh Saraf, Manish Sethi, and Praveen Jayachandran. Blockchain meets database: Design and implementation of a blockchain relational database. *VLDB Endowment*, 12(11), 2019.
- [79] Ji Qi, Xusheng Chen, Yunpeng Jiang, Jianyu Jiang, Tianxiang Shen, Shixiong Zhao, Sen Wang, Gong Zhang, Li Chen, Man Ho Au, et al. Bidl: A high-throughput, low-latency permissioned blockchain framework for datacenter networks. In *ACM SOSp*, pages 18–34, 2021.
- [80] Karl Wüst, Sinisa Matetic, Silvan Egli, Kari Kostianen, and Srdjan Capkun. Ace: Asynchronous and concurrent execution of complex smart contracts. In *ACM CCS*, pages 587–600, 2020.
- [81] Zeshun Peng, Yanfeng Zhang, Qian Xu, Haixu Liu, Yuxiao Gao, Xiaohua Li, and Ge Yu. Neuchain: a fast permissioned blockchain system with deterministic ordering. *VLDB Endowment*, 15(11):2585–2598, 2022.
- [82] Mathieu Baudet, George Danezis, and Alberto Sonnino. Fastpay: High-performance byzantine fault tolerant settlement. In *ACM AFT*, pages 163–177, 2020.
- [83] Andrei Tonkikh, Pavel Ponomarev, Petr Kuznetsov, and Yvonne-Anne Pignolet. Cryptoconcurrency:(almost) consensusless asset transfer with shared accounts. In *ACM CCS*, pages 1556–1570, 2023.
- [84] Pezhman Nasirifard, Ruben Mayer, and Hans-Arno Jacobsen. Orderlesschain: A crdt-based bft coordination-free blockchain without global order of transactions. In *Middleware*, pages 137–150, 2023.
- [85] Haifeng Yu, Ivica Nikolić, Ruomu Hou, and Prateek Saxena. Ohie: Blockchain scaling made simple. In *2020 IEEE Symposium on Security and Privacy (SP)*, pages 90–105. IEEE, 2020.
- [86] Elli Androulaki, Christian Cachin, Angelo De Caro, and Eleftherios Kokoris-Kogias. Channels: Horizontal scaling and confidentiality on permissioned blockchains. In *ESORICS*, pages 111–131, 2018.
- [87] Jelle Hellings and Mohammad Sadoghi. Byshard: Sharding in a byzantine environment. *Proc. VLDB Endow*, 2021.
- [88] Adithya Bhat, Akhil Bandarupalli, Saurabh Bagchi, Aniket Kate, and Michael K. Reiter. The unique chain rule and its applications. In *FC*, pages 38–55. Springer, 2023.
- [89] Yi Lu, Xiangyao Yu, Lei Cao, and Samuel Madden. Aria: A fast and practical deterministic oltp database. *Proceedings of the VLDB Endowment*, 2020.
- [90] Zhiyuan Dong, Zhaoguo Wang, Xiaodong Zhang, Xian Xu, Changgeng Zhao, Haibo Chen, Aurojit Panda, and Jinyang Li. Fine-grained re-execution for efficient batched commit of distributed transactions. *VLDB Endowment*, pages 1930–1943, 2023.
- [91] Yang Chen, Zhongxin Guo, Runhuai Li, Shuo Chen, Lidong Zhou, Yajin Zhou, and Xian Zhang. Forerunner: Constraint-based speculative transaction execution for ethereum. In *ACM SOSp*, pages 570–587, 2021.

Blockchain sharding. Many blockchain sharding works [1], [41], [54] partition transaction executions/verification and require a final consensus broadcast to merge and update execution results for all nodes which still need to store the whole ledger without achieving the storage scalability. Subsequent works [2], [3], [6], [25], [43], [55]–[59] adopt a state-sharding scheme to partition the storage so that each node is only required to store a subset of the ledger. However, these sharding protocols require a large shard size to ensure system security as we analyzed in § II, which will limit the performance improvement that a sharding system can bring.

To achieve smaller shard sizes, GEARBOX [12] and CoChain [11] allow the liveness or safety properties of a shard to be violated and introduce costly recovery mechanisms to recover unsecured shards. However, the high violation probability in these works makes them far away from practical usage. RIVET [40] proposes a reference-worker sharding framework like our work to reduce shard sizes by eliminating consensus from its worker shards. To alleviate the performance loss introduced by its reference-worker sharding framework, RIVET adopts an execute-order-commit model to process transactions. However, the execute-order-commit model has been shown to bring a high abortion rate of transactions due to its nondeterministic transaction order [60], [61]. Ethereum adopts a new data-sharding model (also referred to as Danksharding [30]) where nodes in shards are only required to ensure the data availability rather than the validity of transactions. On a high level, Danksharding can reduce shard sizes by eliminating the honest majority assumption (e.g., 51% honest assumption to ensure the validity of transactions and execution results). The data availability sampling (DAS) used by Danksharding allows a small set of honest nodes in each shard as long as these honest nodes can reconstruct the complete data (mainly consisting of transactions). The key to achieving this is that Danksharding relies on rollup technologies [62], [63] to assist in executing transactions, where the validity of transaction executions is provided by layer-2 validators. However, offloading transaction executions into off-chain brings new challenges, such as interoperability across rollups, long transaction finality, and high computation cost.

Arete is designed to achieve practical shard sizes while keeping succinctness for a sharding protocol. In the meanwhile, the COE model adopted by Arete enhances the efficiency of handling cross-shard transactions, which is considered another major challenge in blockchain sharding. A research direction in blockchain sharding orthogonal to this paper is to reduce the number of cross-shard transactions [64]–[69]. Since these solutions are working on the account layer, such as strategically dividing accounts into different shards based on their dependencies, we emphasize that they are compatible with Arete to help reduce the number of cross-shard transactions.

BFT protocols. With rapid growth in adopting blockchain systems, BFT protocols have been studied extensively in the literature. Based on the network assumption, BFT protocols can be divided into three families: synchronous BFT [8]–[10], partially synchronous BFT [46], [53], [70]–[72], and asynchronous BFT [15], [16], [73]–[76]. These different BFT

protocols have their inherent advantages and shortcomings. For instance, asynchronous BFT protocols remove the timing assumption and thus are more robust to a real-world network environment, but come with increased complexity, e.g., relying on randomness. It is worth noting that Arete can flexibly choose the BFT protocol for its ordering shard since the communications between execution shards and between the ordering shard and execution shards do not rely on any time-bound. Another major limitation of most BFT protocols is poor scalability, where the performance of the protocols cannot enhance well (or even decrease due to the increased communication complexity) with more nodes joining. Arete provides new insight into achieving a high-scalability BFT protocol.

Parallel execution model in blockchains. Apart from blockchain sharding protocols, many parallelized frameworks are implemented to enhance the performance of non-sharding blockchains. The main idea of these solutions is to decouple transaction execution and ordering. For instance, Hyperledger Fabric [77] proposes an execute-order-validate (EOV) model to support parallelizing executions for transactions before ordering them. Nathan et al. [78] and BIDL [79] adopt an execute-order-parallel-validate (EOPV) that can hide the ordering cost by parallelizing the transaction execution and ordering. However, the executing-before/parallel-ordering model can incur read/write conflicts due to *inconsistent access* to the same data, leading to the abortion of transactions and compromising performance. Many works [60], [61] strive to reduce the abortion rate by applying some reordering algorithms but still suffer from a high abortion rate when the transaction workload involves frequent conflicts. In contrast, ACE [80] decouples transaction execution from consensus and offloads transactions into off-chain for parallelized execution after they are ordered. Many other works adopt a consensus/ordering-free parallelized framework for transaction execution. These solutions can eliminate the transaction abortion brought by the EOV model. However, they either rely on a single trusted server (e.g., NeuChain [81]) or limit the applications built on their frameworks (e.g., FastPay [82], CryptoConcurrency [83], and OrderlessChain [84] exclusively support asset transfer).

Moreover, all the parallelized solutions fail to capture a resource-intensive task in SMR (i.e., data dissemination) and cannot fully utilize bandwidth resources without parallelizing the data dissemination and ordering/execution. The data dissemination task has been pointed out as a main bottleneck in a high-performance SMR by recent works [14]–[16], [49], [85]. Thus, the existing parallelized solutions are poorly scalable. In contrast, the COE model used in Arete fully utilizes resources by parallelizing all the SMR tasks, and Arete shards the data dissemination and execution tasks for higher parallelism, making it highly scalable. Furthermore, different from the EOV model, the COE model realizes a deterministic global order before executing transactions. Thus, the transaction abortion rate in Arete is independent of the transaction workload and could be lower than that in the EOV model.

While enabling multiple shards to process transactions in parallel, a blockchain sharding protocol introduces concur-

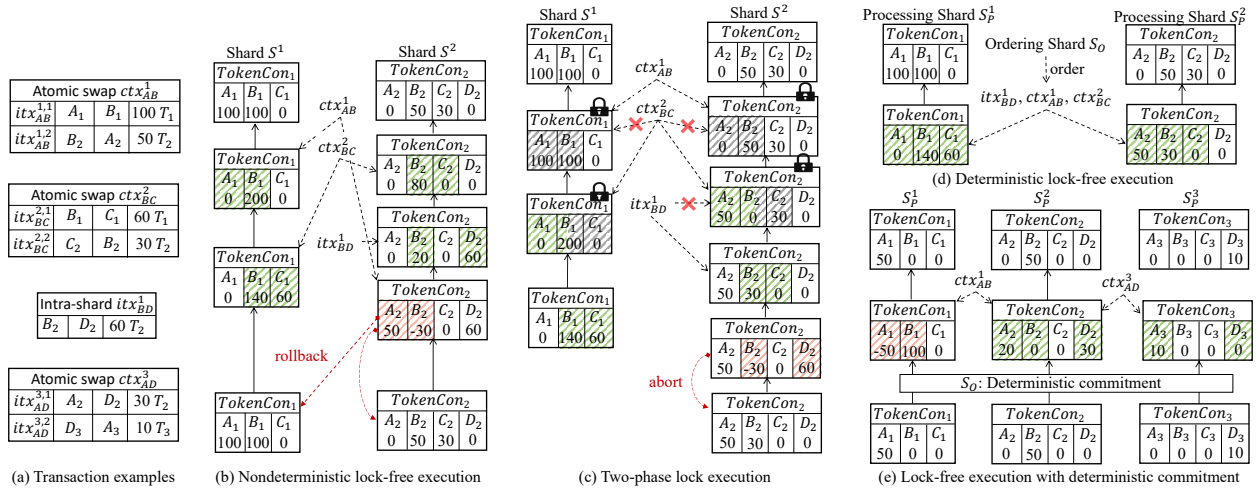


Fig. 9. Comparison between different cross-shard execution approaches: (a) illustrative transactions invoking $TokenCon$ contracts to exchange different tokens T_1 - T_3 ; (b) Optimistic execution without a deterministic order; (c) two-phase lock execution; (d) and (e) A deterministic order achieving lock-free execution. Successfully committing states are highlighted with green color; unsuccessfully modified states are highlighted with red color; locking states are highlighted with gray color.

rency problems as well. Specifically, since cross-shard transactions involve multiple states maintained by multiple shards, there exists *race conditions* where cross-shard and intra-shard transactions can concurrently access and modify the same states. The sharding system must prevent different shards from generating inconsistent reads/writes on the same states. To this end, various cross-shard execution approaches are proposed to eliminate race conditions in blockchain sharding systems. In this section, we will compare our lock-free execution approach with other cross-shard execution approaches adopted by previous sharding systems.

Illustrative transaction examples. For illustration purposes, we assume contracts $TokenCon_1$, $TokenCon_2$, and $TokenCon_3$ are deployed in different shards S^1 , S^2 , and S^3 . Each $TokenCon$ contract maintains balances of the token for all their users. Different $TokenCon$ contract has its own token (denoted by T_1 , T_2 , and T_3 , respectively), and different tokens can be exchanged with each other at various prices¹⁰. The blockchain sharding system supports token exchanges across multiple shards via a so-called *atomic swap transaction*. An atomic swap transaction is a cross-shard transaction that involves two $TokenCon$ contracts deployed by two different shards. The result of processing an atomic swap transaction, for example, is a user A transfers token T_1 to another user B in $TokenCon_1$ while A obtains token T_2 from B in $TokenCon_2$. To achieve this, an atomic swap transaction will be divided into two intra-shard transactions that are sent to relevant shards to complete the transfer operations atomically.

Figure 9(a) gives several examples of transactions that will be used to illustrate different cross-shard execution approaches. In particular, ctx_{AB}^1 is an atomic swap transaction where user A trades 100 T_1 for 50 T_2 with user B . ctx_{BC}^2 is an atomic swap transaction where user B trades 60 T_1 for 30 T_2 with user C . ctx_{AD}^3 is an atomic swap transaction where user A trades 30 T_2 for 10 T_3 with user D . There is an intra-shard transaction itx_{BD}^1 that calls the contract

$TokenCon_2$ to transfer 60 T_2 from user B to user C . Recall that processing an atomic swap transaction will create two intra-shard transactions. For instance, ctx_{AB}^1 consists of two intra-shard transactions $itx_{AB}^{1,1}$ and $itx_{AB}^{1,2}$. In shard S^1 , $itx_{AB}^{1,1}$ will invoke $TokenCon_1$ contract to transfer 100 T_1 from A 's account (denoted by A_1) to B 's account (denoted by B_1). Similarly, in shard S^2 , $itx_{AB}^{1,2}$ will invoke $TokenCon_2$ contract to transfer 50 T_2 from B 's account (denoted by B_2) to A 's account (denoted by A_2). We now demonstrate that different cross-shard execution approaches process these illustrative transactions in the following.

Optimistic execution without a deterministic order. Figure 9(b) illustrates an optimistic execution approach for cross-shard transactions, which is adopted by some previous sharding protocols [40], [55]. Specifically, the optimistic execution approach handles cross-shard transactions in an optimistic way: each shard first independently executes and commits intra-shard transactions that are created by atomic swap transactions; then if there are some inconsistent reads/writes or failed executions, all involved transactions (both intra-shard and cross-shard) require rollback.

The above optimistic approach achieves a lock-free execution for cross-shard transactions. However, it can lead to an unpredictable rollback, compromising the performance and making it impractical in some scenarios where the on-chain rollbacks can bring irreversible off-chain losses (e.g., using cryptocurrencies to buy food). In the example shown in Figure 9(b), S^1 modifies $TokenCon_1$ by serially executing $itx_{AB}^{1,1}$ and $itx_{BC}^{2,1}$; S^2 modifies $TokenCon_2$ by serially executing $itx_{BC}^{2,2}$, itx_{BD}^1 , and $itx_{AB}^{1,2}$. In this case, S^1 and S^2 execute their relevant cross-shard transactions ctx_{AB}^1 and ctx_{BC}^2 in different orders. A rollback happens when S^2 detects $itx_{AB}^{1,2}$ is failed to be executed (due to the race condition from itx_{BD}^1). As a result, both S^1 and S^2 are required to discard all modified states generated by ctx_{AB}^1 , ctx_{BC}^2 , and itx_{BD}^1 . To conclude, inconsistent execution orders lead to inconsistent reads/writes in the same states, which leads to the failure of a transaction. In the optimistic approach, the failure of

¹⁰For instance, in Ethereum, users can trade different tokens (such as SAI, SHIB, and LINK) from decentralized exchanges (such as Uniswap).

a transaction can eventually lead to rollbacks of multiple transactions, compromising performance.

Two-phase lock-based commit. Most previous sharding protocols, instead, adopt another cross-shard execution approach - the two-phase commit approach. The two-phase commit approach is driven by a coordinator (e.g., a client [2], [86] or a shard [3], [6], [25], [47], [87]) consisting of two phases: (i) voting phase where the coordinator sends the divided intra-shard transactions to all relevant shards to execute and lock involved states, and (ii) committing phase where the coordinator collects the vote results and informs all relevant shards either commit (if all vote for commit) or abort (if otherwise) the transaction. When states are locked by a cross-shard transaction during the voting phase, any other intra-shard or cross-shard transactions cannot access the locked states and will be blocked from being executed until the cross-shard transaction finishes its committing phase and releases the locks.

Figure 9(c) shows an example of the two-phase commit/lock approach. From top to bottom, S^1 and S^2 first lock and execute ctx_{AB}^1 . Before ctx_{AB}^1 is committed, ctx_{BC}^2 is refused to invoke the relevant contracts $TokenCon_1$ and $TokenCon_2$ that are locked by ctx_{AB}^1 . Similarly, the transaction ctx_{BD}^1 is blocked from being executed until ctx_{BC}^2 is committed and releases its lock on $TokenCon_2$. It can be seen that the two-phase lock execution for cross-shard transactions prevents shards from accessing states inconsistently and thus eliminates race conditions. The main drawback of the two-phase lock approach is its long confirmation latency. To elaborate, both intra-shard and cross-shard transactions have to wait for a long locking time before they can be executed. This drawback is also shown in our experiments where the two-phase commit approach has $20\times$ cross-shard confirmation latency compared with our protocol. Such a long confirmation latency is unacceptable in a real-world scenario where there always exist some popular smart contracts that are invoked frequently, e.g., the decentralized exchange market Uniswap.

Deterministic lock-free execution. Different from previous cross-shard execution approaches, this paper proposes another solution built on the global order established by our ordering shard, as shown in Figure 9(d). The deterministic lock-free execution adopted by us addresses the limitations of the two previous cross-shard execution approaches in two aspects. On the one hand, the ordering shard in our protocol establishes a deterministic global order, which prevents failed executions introduced by inconsistent reads/writes that exist in previous optimistic execution approaches. On the other hand, a deterministic global order allows all processing shards to access the states consistently (i.e., each processing shard has a consistent serial order for transactions), by which states are no longer locked to prevent race conditions, and thus transactions can be executed in a lock-free way.

However, a deterministic order is insufficient to achieve a consistent commitment, i.e., all processing shards either commit or abort all their relevant transactions. The inconsistent commitment comes from some *implicit dependencies* of cross-shard transactions across multiple shards. To elaborate, we assume there are three processing shards S_P^1 , S_P^2 , and S_P^3 processing cross-shard transactions ctx_{AB}^1 and ctx_{AD}^3 where ctx_{AB}^1 is ordered before ctx_{AD}^3 . As illustrated in Figure 9(e),

S_P^1 fails to execute ctx_{AB}^1 as A 's account in $TokenCon_1$ has no enough T_1 tokens, and ctx_{AB}^1 is eventually aborted by S_P^1 and S_P^2 . However, due to the lock-free execution, ctx_{AD}^3 accesses the modified states generated by ctx_{AB}^1 of ctx_{AB}^1 , and S_P^2 will vote to commit ctx_{AD}^3 (at the time S_P^2 does not know ctx_{AB}^1 will be aborted since ctx_{AB}^1 is executed successfully from its view). Recall from Algorithm 2 that the aggregated vote on ctx_{AD}^3 will be set true (i.e., 1) because the ordering shard receives the *VOTE* results that indicate ctx_{AD}^3 is executed successfully by both S_P^2 and S_P^3 . This can lead to inconsistent commitment where S_P^2 aborts ctx_{AD}^3 (due to ctx_{AD}^3 accesses the aborted states of ctx_{AB}^1), while S_P^3 commits ctx_{AD}^3 (since S_P^3 learns the true aggregated vote for ctx_{AD}^3 from the ordering shard).

Arete solves this problem with a *deterministic commitment* mechanism, as shown in Figure 9(e). Specifically, all aggregations of cross-shard transactions are piggybacked on ordering blocks, by which all processing shards know which cross-shard transactions are aborted and can consistently abort the cross-shard transactions based on the dependencies of their states. For instance, with the aggregations, S_P^3 knows that ctx_{AB}^1 is aborted and ctx_{AB}^1 involves A 's account in $TokenCon_2$. Since ctx_{AD}^3 also involves A 's account in $TokenCon_2$, S_P^3 will eventually abort ctx_{AD}^3 .

APPENDIX C

SUPPLEMENTARY DETAILS FOR ARETE

A. An Implementation for the EXECUTE Stage

This section provides a detailed implementation for the EXECUTE stage to support lock-free execution based on Arete. This is an implementation for the single transaction execution, we emphasize existing effective transaction execution engines (e.g., BLock-STM [51]) can be integrated into Arete to support more complex and functional transactions, as transactions are globally ordered and this execution process is independent to either data dissemination task or ordering task.

The pseudocode of nodes performing the EXECUTE stage is shown in Algorithm 4. Specifically, upon receiving an ordering block OB from S_O , node N_j^{sid} in S_P^{sid} traces the latest consensus round $orderRound$ and uses a synchronizer to ensure not miss any ordering blocks it involves (lines 1-4). Arete adopts a *lock-free execution approach* to handle cross-shard transactions, i.e., processing shards optimistically execute cross-shard transactions without locking involved states. Since finalizing a cross-shard transaction involves two consensus rounds (one for ordering, and the other for aggregating *VOTE* results), transactions that are ordered between these two consensus rounds may access these executed but not finalized states generated by the cross-shard transaction. To this end, nodes in processing shards maintain (i) *curPending* that records all states generated by all successfully executed but not finalized transactions; (ii) *curAborted* that records all states generated by all failed cross-shard transactions; (iii) *orderedItxs* that records all ordered intra-shard transactions that have not been finalized since they access states in *curPending*.

Finalizing transactions in OB consists of three steps (lines 6-32). First, nodes finalize preceding intra-shard and cross-shard transactions relevant to the aggregated results $ARGs$ in OB (lines 6-17). Recall that $ARGs$ aggregate all *VOTE*

results on preceding ordered cross-shard transactions $ctxs_{pre}$ and indicate that $ctxs_{pre}$ are committed or aborted eventually. Once $ctxs_{pre}$ are finalized, their subsequent relevant transactions can be finalized as well. Then, in the second step, nodes execute the ordered intra-shard transactions in OB (lines 18-27). An intra-shard transaction can be finalized in the current consensus round if it does not involve any state in $curPending$. Otherwise, it is put into $orderedItxs$ and will be finalized until its involved states in $curPending$ are finalized. Next, in the third step, nodes execute and vote the execution results for the newly ordered cross-shard transactions in OB (lines 28-32,

Algorithm 4 EXECUTE stage for Node N_j^{sid} in shard S_P^{sid}

Local data: \mathcal{L}^{sid} , \mathcal{M} , $orderRound$, $curPending$, $curAborted$, $orderedItxs$

► execute the ordered transactions

```

1: upon receiving a new ordering block  $OB$  do
2:   if  $OB.r > orderRound + 1$  and  $Verify(OB, OB.\sigma_{set})$  then
3:     synchronize missing ordering blocks from  $S_O$ 
4:     update  $orderRound$  with the synchronized ordering blocks
5:   elseif  $OB.r == orderRound + 1$  and  $Verify(OB, OB.\sigma_{set})$ 
  ► Step 1: handle aggregated results  $ARGs$ 
6:     for  $\forall ARG \in OB.ARGs$  do
7:       for  $\forall M_{ctx} \in ARG.vote.key()$  do
8:          $\tilde{s} \leftarrow$  get states relevant to  $ctx$ 
9:          $itxs \leftarrow$  get transactions in  $orderedItxs$  relevant to  $ctx$ 
10:        remove  $itxs$  from  $orderedItxs$ 
11:        if  $ARG.vote[M_{ctx}]$  and  $\tilde{s} \cap curAborted == \emptyset$  then
12:          remove the relevant states of  $ctx$  from  $curPending$ 
13:          commit  $ctx$  and  $itxs$ 
14:        else
15:           $curAborted \leftarrow curAborted \cup \tilde{s}$ 
16:          abort  $ctx$ , re-execute and finalize  $itxs$ 
17:        remove states before  $ARG.round$  from  $curAborted$ 
  ► Step 2: handle intra-shard transactions
18:     for  $\forall EB_{dst} \in OB.EB_{dsts}$  and  $EB_{dst}$  belongs to  $S_P^{sid}$  do
19:        $itxs \leftarrow$  Retrieve( $EB_{dst}$ )
20:       for  $\forall itx \in itxs$  do
21:          $\tilde{s}, succ \leftarrow$  execute( $itx$ )
22:         if  $\tilde{s} \cap curPending \neq \emptyset$  then
23:            $orderedItxs \leftarrow orderedItxs \cup itx$ 
24:         if  $succ$  then
25:            $curPending \leftarrow curPending \cup \tilde{s}$ 
26:         else
27:           finalize  $itx$ 
  ► Step 3: handle cross-shard transactions
28:      $ctxs \leftarrow \{\}$ 
29:     for  $\forall M_{ctx} \in OB.\hat{M}_{ctxs}$  and  $M_{ctx}$  involves  $S_P^{sid}$  do
30:        $ctxs \leftarrow ctxs \cup$  Retrieve( $M_{ctx}$ )
31:        $vote \leftarrow$  voteCtxs( $ctxs$ ,  $curPending$ ,  $curAborted$ )
32:       send (EXEVOTE,  $vote$ ,  $OB.round$ ) to its certification module
  ► Step 4: external verifiability
33:     update the ledger  $\mathcal{L}^{sid}$  of  $S_P^{sid}$  after handling  $OB$ 
34:     broadcast (COMMIT,  $\mathcal{L}^{sid}.root$ ,  $OB.round$ ,  $sid$ ) $_{\sigma_j}$  to  $S_P^{sid}$ 
  ► commit a new ledger
35: upon receiving a COMMIT message  $ct$  from Node  $k$  do
36:    $\mathcal{M}[ct.round] \leftarrow \mathcal{M}[ct.round] \cup ct$ 
37: function voteCtxs( $ctxs$ ,  $pending$ ,  $aborted$ )
38:    $vote \leftarrow \{\}$  ▷ record VOTE results
39:   for  $\forall ctx \in ctxs$  do
40:      $\tilde{s}, succ \leftarrow$  execute( $ctx$ )
41:     if  $succ$  and  $\tilde{s} \cap aborted == \emptyset$  then
42:       update  $pending$  with  $\tilde{s}$ 
43:        $vote[M_{ctx}] = 1$ 
44:     else
45:       update  $aborted$  with  $\tilde{s}$ 
46:        $vote[M_{ctx}] = 0$ 
47:   return  $vote$ 

```

37-47). A cross-shard is labeled as *vote-for-commit* (i.e., 1) if it is executed successfully and does not involve any state in

$curAborted$. Apart from finalizing transactions, an extra step is required to achieve external verifiability property (lines 33-36). The external verifiability property ensures that external nodes (e.g., client) can verify the correctness of the finalized ledger \mathcal{L}^{sid} [33], [39], [88], and is important for the blockchain field, e.g., some light clients in Ethereum require a Merkle proof to determine if a transaction or state is committed into the blockchain. An external node considers a finalized ledger \mathcal{L}^{sid} valid if its associated committed message \mathcal{M} includes at least $f_S \cdot |S_P^{sid}| + 1$ signatures. Depending on the concrete implementation of the sharding protocol, the term *state* discussed above can be various. For instance, when adopting an account transaction model similar to Ethereum, a state could represent an account (for coarse-grained concurrency) or a variable of a smart contract (for fine-grained concurrency). There are many scalable and efficient solutions [50], [89], [90] that can obtain the states involved in the EXECUTE stage but are considered orthogonal to this paper.

B. Protocol Extension

We also introduce several protocol extensions that can be flexibly applied to Arete.

Fairly order across shards. A prior work Haechi [47] explores a new type of front-running attack in blockchain sharding systems, called cross-shard front-running attack. The cross-shard front-running attack allows the attacker to manipulate the execution order of transactions across different shards so that their transactions can be executed before the victim's transactions. The key idea proposed by Haechi to prevent such cross-shard front-running attacks involves globally ordering transactions with a fair ordering policy before execution. Given that Arete similarly adopts a global ordering of transactions before execution, the fair ordering policy introduced by Haechi can be seamlessly integrated into the ORDER stage of Arete.

Data compression. While we use the metadata of cross-shard transactions (or transaction batches as discussed in § IV-C) in the aggregators $ARGs$ in the above algorithms for illustration purposes, the metadata is refined to the bit strings in our implementation. Specifically, since the cross-shard transactions are explicitly ordered and recorded in the field \hat{M}_{ctxs} of OB , we can avoid using the repeated metadata in the field $ARGs$. Instead, we use a sequence of binary bits to represent if cross-shard transactions can be committed or not. For instance, assume an ordering block in consensus round r_1 has a list of metadata $\hat{M}_{ctxs} = \{M_{ctx_1}, M_{ctx_2}, M_{ctx_3}\}$, we can set $ARG = \{round : r_1, vote : 110\}$ to represent ctx_1 and ctx_2 are committed while M_{ctx_3} is aborted eventually, and then each processing shard resolves ARG locally. This can incredibly reduce the size of $ARGs$. For example, when using the SHA-256 algorithm to calculate a hash (i.e., a hash is 256 bits long) in metadata, replacing metadata with bit strings can achieve at least $256\times$ data compression. Similarly, for the *VOTE* results, we can also compress them with bit strings as their corresponding cross-shard transactions have been explicitly ordered in ordering blocks and can be distinguished without using the metadata format.

Complex cross-shard smart contracts. In addition to one-shot cross-shard transactions, multi-shot cross-shard transactions may exist in a sharding system because of complex

smart contracts that interact with each other and share their states during execution. When these complex smart contracts are deployed into a sharding system, it can lead to state exchanges between shards, introducing more complicated cross-shard coordination. In Arete, since there is a global order for transactions, processing shards can consistently synchronize all involved states and contract codes via off-chain communication so that each of them can execute multi-shot transactions independently. Such an off-chain synchronization solution for multi-shot cross-shard transactions can be integrated into the EXECUTE stage, but we leave this in our future work. In fact, how to efficiently and securely support complex cross-shard smart contracts is still an open problem for all existing sharding protocols. Instead, many works [40], [67], [68] explore an alternative solution to eliminate complex cross-shard contracts, e.g., deploying contracts based on their dependencies by which there is no contract interaction cross shards. Furthermore, some speculation solutions [40], [58], [91] are proposed to obtain involved states of contracts before executing them, by which shards are not required to exchange states. We emphasize that these solutions are compatible with Arete.

Adaptive creations of execution blocks. Currently, Arete only assigns one ordering shard to handle transactions from all processing shards (i.e., ordering transactions and coordinating cross-shard commitments). A fundamental concern is that the ordering shard could become the bottleneck with more processing shards occupying the bandwidth of the ordering

shard. An effective solution is to let processing shards create larger execution blocks, by which the size of data the ordering shard has to handle becomes smaller because each processing shard creates fewer certificate blocks. In other words, the overheads are amortized by processing shards. This solution is feasible with a reasonable incentive mechanism: nodes in processing shards can get more transaction fees if their execution blocks package more transactions; 2) the ordering shard charges processing shards less if an execution block contains more transactions.

Leaderless cross-shard coordination. Currently, Arete assigns the ordering shard to coordinate/lead the finalization of cross-shard transactions (§ IV-A). An alternative is to employ processing shards to communicate with each other directly to finalize cross-shard transactions, formulating a so-called *leaderless coordination*. Specifically, instead of sending *VOTE* results to the ordering shard, all processing shards need to broadcast their *VOTE* results to the others. Then each processing shard can locally aggregate *VOTE* results and finalize cross-shard transactions based on the established global order. This leaderless cross-shard coordination may reduce the confirmation latency of cross-shard transactions as it does not rely on the ordering shard to propose a new block. However, this all-to-all communication brings significantly more communication overhead compared to the current leader-based cross-shard coordination.