

Exploring Cognitive Bias Triggers in COVID-19 Misinformation Tweets: A Bot vs. Human Perspective

Lynnette Hui Xian Ng¹, Wenqi Zhou², Kathleen M. Carley¹

¹Carnegie Mellon University, Pittsburgh, USA

²Duquense University, Pittsburgh, USA

Abstract

During the COVID-19 pandemic, the proliferation of misinformation on social media has been rapidly increasing, with an estimated surge of 900% within the initial three months. Automated Bot authors are believed to be significant contributors of this surge. It is hypothesized that Bot authors deliberately craft online misinformation aimed at triggering and exploiting human cognitive biases, thereby enhancing tweet engagement and persuasive influence. This study investigates this hypothesis by studying the triggers of biases embedded in Bot-authored COVID-19 misinformation and comparing them with their counterparts, Human-authored misinformation. To achieve this, we compiled a comprehensive Misinfo Dataset that contains COVID-19 vaccine-related misinformation tweets annotated by author identities, Bots vs Humans, from Twitter during the vaccination period from July 2020 to July 2021. Leveraging insights from literature on judgment heuristics and cognitive biases, we developed an algorithm to computationally automate the extraction of triggers for eight cognitive biases in the tweets. Our analysis revealed that the Availability Bias, Cognitive Dissonance, and Confirmation Bias were most commonly present in COVID-19 misinformation, with Bot-authored tweets exhibiting a greater prevalence. In addition, we observed distinct patterns in utilizing bias triggers between Human-authored and Bot-authored tweets. We further linked these bias triggers with engagement metrics such as reply, retweet, quote, reply counts, inferring their potential influence on tweet engagement and persuasiveness. Overall, our findings indicate that bias-triggering tactics have been more influential on Bot-authored tweets than Human-authored tweets. While certain bias triggers boosted engagement for Bot-authored tweets, some other bias triggers unexpectedly decreased it. On the other hand, triggers of most biases appeared to be unrelated to the engagement of Human-authored tweets. Our work sheds light on the differential utilization and effect of persuasion strategies between Bot-authored and Human-authored misinformation from the lens of human biases, offering insights for the development of effective counter-measures.

1 Introduction

In the social media landscape, two distinct user types coexist: Bots and Humans. Humans use social media platforms as integral parts of their daily lives, staying updated with news and interact with their friends. Social media Bots are purposefully designed to disseminate contents, propagate ideas, and engage with other users [73]. The influence from users—whether Bots or Humans—on the virtual platforms is profound, as they can effectively persuade and shift people’s opinions [22, 84]. Bots have impacted political conversations on social media, resulting in large opinion shifts [28, 95]. Similarly, Humans also have considerable influence in swaying people’s

opinions, exemplified by phenomena such as the "Taylor Swift Effect," in which the actions or statements of influential figures trigger significant reactions on social media platforms [11].

This persuasive influence of Bots and Humans on social media platforms is likely facilitated by the exploitation of human biases. Human biases are heuristics and cognitive shortcuts that individuals subconsciously utilize to simplify information processing and synthesize for decision making, often introducing judgment errors. In the digital realm, where vast amounts of information and fierce debates prevail, triggers of biases play a pivotal role in shaping human opinions and decisions [50]. This is particularly evident during the 2020 COVID-19 pandemic, because heightened levels of unpredictability and confusion exacerbated biases, promoting and amplifying misinformation [115]. Misinformation, defined as false or misleading information [120], comes in various forms such as conspiracy theories, false news and junk science.

In recent years, Bots have taken a disproportionately active role on social media platforms, particularly in spreading misinformation, engaging target receivers, expressing opinions, and ultimately persuading users to take specific actions [16, 21, 51, 73, 81, 121]. Studies indicate that between 5 to 47% of online users are likely Bots, with the percentage varying depending on the popularity of the event [39, 86, 114]. Furthermore, humans struggle to differentiate between Bots and Humans, with misclassifications occurring about 71% of the time [59]. As digital entities programmed to operate within the social media landscape, Bots leverage on automation to bring about the persuasive influence [3, 137]. They often collectively amplify misinformation in the early stage of narrative building and strategically target influential users [106]. This likely contributes to the extensive spread of misinformation that effectively appeals to human psychology and cognition [1]. These phenomena underscore the urgent need for a deep examination of the intricacies of this particular user type, Bots, and the reasons behind their successes.

This study aims to delve into the tactics employed in the spread of COVID-19 vaccine misinformation by Bots during the 2020 COVID-19 pandemic, focusing on the role of human biases and comparing them with Human users. While Humans occasionally spread COVID-19 misinformation [92], Bots were found more aggressive and deliberate in their actions [133]. In this inquiry, we propose that the misinformation authored by Bots and Humans can trigger cognitive biases in receivers, which influence receivers' likelihood of becoming actively engaged and eventually persuaded, thereby contributing to the spread of misinformation. Building on the literature, we used engagement metrics as proxies for the engagement and persuasiveness of misinformation [54, 62]. We outline our specific research questions below:

- **RQ1:** How can we methodically identify triggers of human biases in online COVID-19 vaccine discourses during the pandemic? Did Bots employ the bias triggers differently from Humans in the spread of vaccine misinformation, and if so, how?
- **RQ2:** To what extent did triggers of human biases facilitate COVID-19 vaccine misinformation to engage online users? Did Bot-authored misinformation (Bot misinformation) benefit more from embedding the triggers of human biases than Human-authored misinformation (Human misinformation), and if so, how?

To answer these two questions, we analyzed triggers of eight biases observed in the spread of COVID vaccine misinformation on the social media platform Twitter during the COVID-19 pandemic and vaccination era spanning from July 2020 to July 2021. The presence of triggers of biases in tweets was identified from the perspective of receiver perception, and these eight biases were selected for their computationally identifiable nature through textual analysis of tweets and social network structure. It is important to note that data collection was conducted before Twitter was renamed to X, therefore we refer to the platform as Twitter in this work.

We developed a systematic methodology by combining linguistic and statistical methods to document the techniques used by Bot-authored misinformation tweets to trigger biases. By applying this methodology, we computationally labeled all 1,768,838 Bot-authored COVID vaccine misinformation tweets (Bot tweets) and 1,782,122 Human-authored COVID vaccine misinformation tweets (Human tweets) in our self-curated Misinfo Dataset with respect to the triggers for each of the eight biases. We first provided an in-depth descriptive overview by examining the presence and co-occurrence of triggers for biases. Bots were found to employ a wider range of biases towards a substantial number of COVID vaccine misinformation tweets compared to Humans. For example, over half of Bot tweets used triggers of Availability Bias through frequent retweeting/quoting and about one third used triggers of Cognitive Dissonance through changing stances. Human tweets also exhibited triggers of some biases, however, the extent was notably less. Furthermore, we analyzed the relationship between triggers of biases, the persuasive tactics largely employed by Bots, and the engagement performance of the associated misinformation tweets. Our analysis indicated that triggers of certain biases significantly increased the number of favorites and retweets for Bot tweets, with a respective rise of 6% and 9% observed in the case of Cognitive Dissonance. Conversely, triggers of other biases correlated with user disengagement. For instance, triggers of Availability Bias was associated with a decrease of 28% and 34% in the number of favorites and retweets for Bot tweets, respectively. This phenomenon was not observed for Human tweets.

The rest of the paper follow this structure: section 2 provides a review of relevant literature about persuasive techniques, social media bots and online misinformation. section 3 introduces the judgment heuristics utilized by Humans in decision making, along with the definitions of the relevant human biases. section 4 describes the methodologies and details in data processing to construct our Misinfo Dataset for subsequent analyses. section 5 outlines our computational methodology for annotating tweets with the triggers of the corresponding biases. section 6 presents the identified triggers of biases in Misinfo Dataset, followed by their relationship with misinformation engagement. section 7 provides a in-depth discussion of results, and section 8 provides the concluding remarks.

2 Literature Review

Persuasion on the Internet The key goal of persuasion is to elicit changes in attitudes or behaviors, especially on social media [84, 129]. Social media platform serves as a potent arena for persuasion due to its widespread reach, accessibility, and capacity for cultivating diverse networks [30]. For instance, political persuasion on social media have been found effective through using heterogeneous social interaction as a means to achieve persuasion [30]. In addition, narrative persuasion through well-phrased captions is crucial in social media advertising, particularly in today’s attention-driven economy [53]. Similarly, persuasion are crucial in online crowd-funding campaigns, where factors like audio-visual quality and the use of humor contribute to the persuasiveness of campaign videos [29].

A substantial body of persuasion literature focus on content analysis, using natural language processing methods. These methods often manually annotated persuasion strategies, followed by building neural networks to identify annotated emotion and social identity cues[20, 134]. Additional affect variables, such as the persuasiveness of arguments and the trustworthiness of speakers during a cooperative strategy games, were also considered [47] [56] and modeled using bidirectional LSTM networks and a combination of neural and graph networks.

In terms of analyzing persuasion strategies, Chen et al. [22] analyzed the strategies used in misinformation posts and identified pathos strategies, those leveraging emotions, as the most

prevalent. Our work expands upon the examination of persuasion strategies in misinformation posts by undertaking a systematic investigation into triggers associated with various types of human biases, beyond the mere utilization of emotions.

Pervasive Influence of Social Media Bots Social media bots are fully-automated or partially human-controlled agents on social media platforms that steers communication towards an orientation [42]. Current research in this area focus on the detection and behavioral analysis of these agents. Bot detection is a widely studied field. It involves using supervised machine learning models such as logistic regression, random forests, neural networks, mixture of experts networks, and graph networks. These methods distinguish automated Bot accounts from Human accounts based on account features, such as posting patterns, textual patterns and account information (e.g., number of followers) [34, 71, 85, 87, 136]. The field of social cybersecurity [18] is particularly concerned with the malicious activities of Bots, because they often spread misinformation online, impacting real-world social interactions including election discourse and conflicts [68]. Humans have also been spreading misinformation during the COVID-19 pandemic, as observed in the case of the "disinformation dozen", where Humans were actively and effectively forwarding misinformation messages on Telegram channels [92]. However, Bots represent a heightened concern because the creation and dissemination of misinformation through Bots are scalable with automation and thus had a larger reach, potentially influencing a wider audience [136].

Lesser attention had been given to analyzing the bot behaviors compared to building bot detectors. Research works have studied the actions of Bots and how they utilized social media mechanisms, such as posting a message or sharing a post to spread misinformation [37, 93, 102]. It is believed that Bots can create a persuasive influence and shape the norms adopted by social media human users [41, 102]. Nevertheless, neither stream has fully acknowledged that the success of these inauthentic accounts often lies on exploiting human biases. We aim to bridge this research gap by looking into the techniques that leveraged human biases to deploy misinformation content. Through this investigation, we seek to shed light on how these bots manipulate human cognition to achieve their agendas.

The Web of Online Misinformation In 2024, the World Economic Forum highlighted misinformation as a greatest threat to mankind [36]. Misinformation, referred to as misrepresented or false information, becomes particularly dangerous when it's intentionally created and spread. It deliberate deception can threaten the safety of the society's fabric, potentially resulting in offline violence [4, 45]. Many past research have outlined the presence and the impact of misinformation on Twitter [44]. For example, during the 2016 US Presidential Election cycle, misinformation accounted for nearly 6% of the news spread on Twitter, with a huge concentration within politically aligned echo chambers. During the COVID-19 pandemic, a study analyzing 1.8million vaccine-related tweets found that at least 22% of tweets contained misleading and manipulated information [57]. Concerns are rising regarding potential harms brought by the spread of misinformation. There is evidence that misinformation, or false claims on Twitter, propagate faster than partially false claims or true claims [105].

There are three main pillars of research in online misinformation: types of misinformation, misinformation detection, and misinformation management. Wardle [131] characterized seven types of misinformation, from the most harmless to the most harmful: satire, false connection, misleading content, false context, impostor content, manipulated content, and fabricated content. At present, reliably classifying misinformation remains challenging due to the blurred lines among misinformation types.

Detection methods take several approaches: 1) identifying skepticism as a signal of potential misinformation [89, 124], 2) employing machine learning methods such as LSTM and RNN-based models on news articles, short claims and social media messages [58, 112], 3) utilizing ensemble learning methods for COVID-19 misinformation identification [5], 4) applying graph network techniques that analyzed the social context and engagements to determine misinformation propagation [40, 94], and 5) developing both automated and crowd-sourced fact-checking systems [98, 103]. Misinformation management designs interventions aiming to debunk misinformation and inoculate the public [67]. Techniques include content validation such as the Twitter Community Notes initiative and educational interventions such as interactive games [61] and news literacy campaigns featuring expert corrections [125]. This line of work also assesses the effectiveness of intervention strategies [35].

This work recognizes that Bots propelled misinformation narratives [57]. It compares Bot and Human misinformation through the lens of human biases. Accordingly, it contributes to the study of online misinformation by characterizing the differential sets of bias-triggering tactics utilized by Bots vs Humans misinformation. Additionally, it links these tactics or triggers of biases with the engagement performance of misinformation.

3 Human Cognitive Biases

Human cognitive biases play a significant role in how individuals perceive and respond to narratives. Therefore, persuasive tactics often leverage human psychological biases and misperceptions [2]. For instance, on social media platforms, narratives crafted by users can activate human biases of the readers and steer them towards favored directions [15]. When facing uncertainty, people tend to rely on innate biases rooted in prior beliefs as short cuts, which can be simplified into judgment heuristics [27, 118]. Three fundamental heuristics outlined by Tversky and Kahneman [118] describe these patterns of judgment amid uncertainty: Judgment by Representativeness, Availability and Anchoring. In this study, we look at eight specific biases whose triggers can be unambiguously determined through computational analysis of the text and social media interaction network. The followings elaborate the key concepts of judgment heuristics, followed by biases used in this investigation. Refer to *Supplementary Table 1* for a list of definitions for each bias, and to Table 1 for examples of these biases triggered in literature.

Judgment by Representativeness evaluates an outcome’s likelihood by its similarity to the known prototype or stereotype, often leading to judgments influenced by individual similar events. This heuristic gives rise to Homophily Bias and Authority Bias.

Homophily Bias describes that people engage more positively with those who share similarities. Data drawn from a combination of empirical and cross-cultural data suggests that Homophily Bias explains the network grouping structure of people in social networks [65]. On platforms like Twitter, Homophily Bias implies that users tend to resonate more with messages shared within their identified communities. For example, if User 1, who identified himself as a “teacher”, tagged User 2, who identified himself as a “math tutor”, these two users were in the same social group that broadly identified as educators. User 1 will likely resonate with the User 2 through Homophily Bias.

Authority Bias, on the other hand, highlights the inclination to perceive messages from reputable sources as more credible. The field of medicine, which encompasses the domain of the COVID-19 vaccine, is rife with authority figures and hierarchy, evident in relationships ranging from doctor-patient to doctor-nurse dynamics. Authority Bias commonly happens, for doctors with higher status typically control healthcare provisions. It can be challenging to identify and negate unwanted authority bias [107]. Within the context of the COVID-19 pandemic, we specif-

ically examine professional authority, identifying whether messages originate from physicians.

The Judgment by Availability heuristic is a cognitive shortcut utilized in decision making, where the perceived likelihood of an event is influenced by the ease with which relevant information can be retrieved or accessed. It describes the tendency to judge an event as more likely if it is readily imaginable or memorable. Judgment by availability heuristic gives rise to Availability Bias, Illusory Truth Effect, Affect Bias, and Negativity Bias.

An *Availability Cascade* occurs when people tend to follow a collective belief because of its popularity and adoptions by many others. This can be facilitated by social actions such as the "retweet" function on Twitter, which indicates the desire to share the exact tweet and affiliate with the original author [13]. In a retweet, the user effortlessly shares content with their followers [12, 74, 85, 127]. Notably, the hyper-activity of retweeting serves as a distinguishing factor between Bots and Humans [33]. Specific to the COVID-19 discourse [137], Bots were found to exhibit an extremely high tendency for retweeting, while non-credible Bots engage in this behavior more than credible Bots, spreading misinformation to a broader audience [133].

The *Illusory Truth Effect* is the tendency to believe in a story when it is repeated multiple times. This bias is particularly pertinent in geopolitical discussions, where state-sponsored accounts on Twitter repeat identical messages to reinforce democracy ideals [55]. Similarly, Bots engaging in religious discourse about Indonesia on Twitter employed a variation of this technique by repeatedly sharing messages with slight variations in wording while maintaining consistent messaging templates [25].

Both Affect Bias and Negativity Bias are related to emotions. Emotional elements make associated events memorable and thus accessible, leading to a heightened perception of their likelihood [118]. The *Affect Bias* utilizes all kinds of emotions broadly to influence opinions, exemplified by statements such as "vaccine saves lives! Vaccinate your children if you want them to live!". On the other hand, *Negativity Bias* highlights the tendency for negative news to garner greater attention and belief compared to positive news, illustrated by messages like "vaccine kills". Emotions are a fuel for misinformation spread on social media, evoking human responses that amplify the reach of emotionally charged posts through retweeting and reposting [52]. Through user studies in the context of misinformation management, researchers observed that emotional content increases message believability [123]. Therefore Affect Bias is important in studying persuasion tactics employed in misinformation dissemination. Negative emotion, as a particular subset of human emotions, is frequently used in contents deliberately generated by social media Bots for micro-targeting influential individuals [111]. This utilization of negative emotions, activating the Negativity Bias of the receivers, underscores the importance of studying Negativity Bias as a potential persuasion tactic in bot behaviors.

Lastly, the Judgment by Anchoring heuristic evaluates an outcome in preference to prior anchors such as personal experiences or existing beliefs. These prior anchors, regardless of their precision or sufficiency, are used as approximations for judgments.

The *Cognitive Dissonance bias* manifests as a tendency to avoid conflicting beliefs and attitudes. For example, if a social media user predominantly interacts with peers expressing an anti-vaccine stance, that user may adjust their own stance to align with the group, thereby reducing cognitive dissonance. Such instances have been observed through time-series analyses of stances during the COVID-19 pandemic [84].

The *Confirmation Bias* favors information that conforms and strengthens prior beliefs, even despite of contradictory evidence. This bias, often referred to as "online selective exposure", is evident when users maintain their prior incorrect beliefs despite encountering contrary information, as seen in the sharing of health articles [139][108]. Investigations suggest that Confirmation Bias and Cognitive Dissonance Bias result in the formation of user communities with shared beliefs [63, 84], leading to the creation of echo chambers in the extreme sense where unsubstantiated

claims proliferate rapidly [77, 100].

By identifying the triggers of biases originated from these three judgment heuristics in the social media messages, our piece examined how social media Bots vs. Humans attempted to trigger and promote cognitive biases of the receivers and how these tactics affect the engagement with receivers in spreading the misinformation of COVID-19 vaccines.

Bias	Observations in Literature
Judgment by Representativeness: Evaluate an outcome’s likelihood by its similarity to the known prototype, leading to judgments influenced by individual similar events	
Homophily Bias	Retweet posts of similar political leaning [133]
	”Social network homogeneity”: users are exposed to like-minded information in online networks [17]
	TikTok’s recommendation system that recommends videos based on user’s demographics [49]
Authority Bias	Tweets that tag influencers or important politicians on Twitter to lend credibility and enhance believability [133]
	A small but vocal minority of anti-COVID-19-vaccine medical professionals leveraging their professional titles and medical expertise as evidence to persuade people to believe them [96]
	Authority cues are most effective at inducing credibility bias [70]
	Perceived experts are influential in spreading anti-vaccine misinformation on social media [48]
Judgment by Availability: Evaluate an outcome’s likelihood by the ease with which relevant information can be retrieved or accessed	
Affect Bias	Antivaccine content tend to use more emotions rather than narratives and express sentiments through images and videos to increase emotional appeal [132]
	Aesthetically pleasing Instagram posts are used to spread QAnon-related content and conspiracy theories [9]
	Bots invoke emotions for call to action in crises [82]
Negativity Bias	Bots increase exposure to negative/ inflammatory contents; Bots generate specific content with negative connotation that targets most influential individuals [111]
	Anti-vaccination groups use significantly more negative affect terms and references to death on Twitter [104]
	Bots consistently display significantly more negative sentiment and demonstrate consistently negative impact during heated online periods [68]
Illusory Truth Effect	Bots repeat the same messages on democracy ideals multiple times [55]
	Repeating the same message multiple times with misinformation corrections also make people believe the misinformation [66]
	Bots discussing religious issues surrounding Indonesia on Twitter often repeat a message with slight variation while retaining the same message template [25].
	Content moderators of COVID-19 headlines can be susceptible to illusory truth effect from viewing the same false news multiple times and thus believe the false news [69]
Availability Bias	The average number of retweets for non-credible Bots is higher than that of credible bots/users [133]
	Retweet frequency is used as a feature for identifying social media Bots [74, 127]
	Bots display hyper social tendencies by initiating retweets in the coronavirus discourse [137]
Judgment by Anchoring: Evaluate an outcome’s likelihood by prior anchors, i.e., personal experiences, existing beliefs	
Cognitive Dissonance	Peer pressure by coordinated bots results in users changing their expressed stance towards the vaccine [84]
	Counter-attitudinal exposure causes people to strengthen their opinions [46]
Confirmation Bias	social media platform’s news engagement algorithm aggregate like-minded news content to reinforce users’ existing beliefs, leading to the formation of echo chambers where minority perspectives with opposing views are marginalized [46, 113]
	Confirmation Bias on Twitter during the COVID-19 pandemic induced polarisation and echo chambers [78]
	”Online selective exposure”: users maintain their prior belief in the presence of Google search algorithm results [108]

Table 1: **Examples of Biases Triggered on Social Media in Literature.**

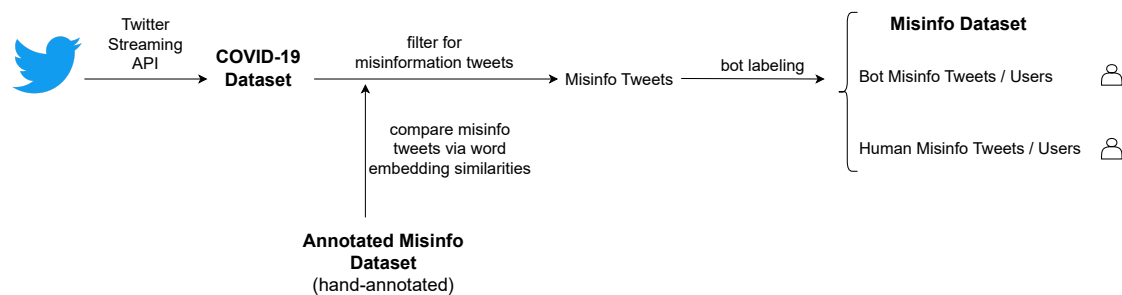


Figure 1: **Overview of Dataset Formation Methodology.** This figure illustrates the pipeline of data collection and filtering. The data was collected when the platform was named "Twitter".

4 Dataset Formation

To study the techniques used in the spread of misinformation via triggers of cognitive biases, we constructed our own dataset, the Misinfo Dataset. Figure 1 illustrates the dataset construction and processing. Example tweets from each of the filtering steps are presented in Supplementary Section 2.

4.1 Dataset

The COVID-19 pandemic was a global phenomenon characterized by the spread of a virus that resulted in about 7million deaths worldwide. To curb the spread of the virus through human-to-human contact, governments instituted measures like lockdowns. At the same time, scientists raced to develop a vaccine to hopefully eradicate the pandemic. Such a time of uncertainty was a prime period for COVID vaccine misinformation to abound. To study the patterns of online misinformation by social media bots, we used the Twitter Developer API to collect English tweets that are related to the discovery and dissemination of the COVID-19 vaccine from July 2020 to July 2021. Further details regarding the data collection were presented in the *Supplementary Materials Section 2*. In total, this initial data collection step yielded 2,249,611 unique users and 4,375,917 unique tweets. This dataset was termed the COVID-19 Dataset.

Misinformation Detection In this step, we extracted tweets containing COVID vaccine misinformation from COVID-19 Dataset. To do so, we first obtained an Annotated Misinfo Dataset with manual labels of narrative categories that stemmed from the 2020 COVID-19 pandemic [83]. This dataset contained comprehensive positive, negative and neutral narrative categories. See *Supplementary Materials Section 2.2* for more details. Our study focuses on misinformation narratives, hence, we filtered this acquired data to exclusively include narrative categories associated with misinformation: conspiracy, fake cure, fake fact, fake treatment and false public health responses. This consists of 37.2% of the data points from the Annotated Misinfo Dataset.

Next, we built text embeddings of misinformation tweets (Misinfo tweet). We first pre-processed the tweets in Coronavirus Dataset by removing artifacts like URLs and mentions. Then, we used the TwHIN-BERT embeddings available from the HuggingFace website¹ [138] to represented the sentences of tweets in vector formats. This set of embeddings was trained by a research team at Twitter using data from tweets. It has been used in Twitter’s front feed recommendation algorithm [119]. It is therefore suitable to represent our tweet data. To validate

¹<https://huggingface.co/>

the text embedding representations, we trained a multi-class logistic classifier on a randomly selected 80% subset of the data, where the inputs were the embeddings and the outputs were the misinformation categories (e.g., fake cure, fake fact etc). We used this classifier to label the remaining 20% of the data and compared the category label returned by the classifier against the category provided in Annotated Misinfo Dataset. This classifier returned labels with an accuracy score of 50.13%, which is a reasonably high score compared to its random chance score of 20%.

Finally, we labeled each Misinfo tweet with its misinformation class in the following fashion: we embedded each tweet from the Annotated Misinfo Dataset as a vector, and compared the Misinfo tweet with all the tweets from the Annotated Misinfo Dataset. If the cosine distance between the Misinfo tweet and the tweet from the Annotated Misinfo Dataset is at least 0.8, this indicates that the Misinfo tweet is at least 80% semantically similar to the Annotated tweet. We thus assigned the same class label to the Misinfo tweet as the closest vector from the Annotated Misinfo Dataset [90]. While there may be instances of false positives in retrieving the misinformation tweets, we operated under the assumption that the tweets we have retrieved were likely to be true positives. This was based on their close resemblance in sentence structure to the Annotated Misinfo Dataset, which was manually curated.

Bot Labeling To differentiate between Bot and Human users, we used the BotHunter algorithm, a tier-based bot detection model. The model consists of several random forests that have been trained on data manually annotated for Bot/Human using features such as user name, post texts, user metadata (i.e., number of followers, number of likes) in a hierarchical fashion. BotHunter returns a bot probability score between from 0 to 1 for each user. Users that have bot probability scores above or equal to 0.70 were labeled as bots. This threshold was referenced from previous work that performed a large-scale statistical analysis of BotHunter scores across time [91]. We thus labeled the 519,337 accounts as Bots, constituting 23.1% of the total accounts, and extracted their corresponding tweets. These Bots produced 41.2% of the total tweets. The remaining 1,738,645 users were labeled as Humans.

Misinfo Dataset Summary In sum, the Misinfo Dataset includes the Bot Misinfo Dataset and Human Misinfo Dataset, which comprises COVID-19 vaccine misinformation tweets generated by Bot and Human accounts, respectively. From the original COVID-19 Dataset, 65.47% of Human tweets were misinformation, a smaller proportion as compared to 98.60% of Bot tweets being misinformation.

In total, the Bot Misinfo Dataset has 513,886 users and 1,768,838 tweets, accounting for 22.8% of the total users and 2.68% of the total tweets in the original COVID-19 Dataset. The average bot probability score of the Bot users in the Bot Misinfo Dataset was 0.84 ± 0.08 . The high average score indicates that the Bot users were very likely to be Bots as they demonstrated various known automation characteristics of Bots. The very small standard deviation in probability scores shows that the Bots in this dataset were very similar to each other.

In comparison, the Human Misinfo Dataset includes 1,314,305 users with 1,782,122 tweets. The average bot probability score of the Human users was 0.37 ± 0.20 . The low scores suggests the users in this dataset were extremely likely to be Humans. The median number of misinformation tweets posted per Human user is about 4.00, which suggests that Humans did not consistently share misinformation, but rather sporadically or coincidentally share misinformation.

5 Algorithm for detecting triggers of human biases in misinformation tweets

In this section, we developed an algorithm to detect the presence of triggers associated with eight human biases in the Misinfo Dataset across the three judgment heuristics. As explained earlier, these eight biases were selected because their triggers can be unambiguously extracted through automation. The computational techniques employed in this framework were derived from the bias characteristics and relevant works summarized in the literature review (section 2). Table 2 summarizes the methodology for computational identification of triggers of the eight human biases.

Pre-processing Before the data can be fully parsed to identify triggers of biases, we performed a few pre-processing steps.

The first was stance labeling. Biases often manifest in the expression of opinion. Here, we used the stance towards the COVID-19 vaccine as a measure of opinion. Specifically, we applied a stance label propagation algorithm over tweets. The algorithm uses interaction features between users in the social network setting to identify the stance of the user. The outputted stance was returned as pro-, anti- or neutral towards the vaccine [64]. The second step was to extract affect cues and user properties using the NetMapper software [19]. This returned us the mentions of known news sites and political sources within Twitter. It also parsed the sentences to identify words that represent emotions, positivity and negativity. After applying these two pre-processing steps, we analyzed the triggers of biases as the tweet level (Homophily Bias, Authority Bias, Affect Bias, Negativity Bias), with aggregate tweets at the user level (Availability Bias, Illusory Truth Effect), and groups of tweets across time (Cognitive Dissonance, Confirmation Bias). Therefore, for some biases, we grouped tweets by users in order to analyze the triggers in the aggregated set of tweets. Each tweet was labeled with one or more biases if any; if the bias were identified through multiple tweets, all the tweets that collectively contributed to triggering the bias were labeled with that bias. Below, we explain the computational technique for identifying triggers of each bias in details.

5.1 Detection of Bias Triggers

Most triggers require a threshold to be identified. These thresholds were generally determined by the average of certain engagement metrics for some biases (e.g., Availability Bias, Illusory Truth Effect) or by the number of associated tweets for other biases (e.g., Confirmation Bias, Cognitive Dissonance). The engagement metrics used in our detection, i.e., retweets/quotes, were directly available from Twitter. For the former, we used the ceiling value of the mean of the respective metric. For the latter, we used the floor value. That is 3, as the floor value of 3.72, the average number of tweets per user within the entire dataset. Please see *Supplementary Table 5* for detailed descriptive statistics related to the thresholds used in our detection algorithm.

Homophily Bias Homophily Bias is related to social identity, which is used by individuals to signal their association with a particular social group [88, 97]. We identified social identities by matching Twitter user names and the identity descriptions from an identity list. This identity list was derived from a 2015 population survey of occupations and self-presentations of US occupations [109]. For retweets only, we identified the identities of the retweet author and the identities of the author of the original tweet. If there were overlapping identities between the retweet author and the author of the original tweet, we considered this retweet to be triggering Homophily Bias.

Authority Bias The triggers of this bias were present if the tweet mentioned an authority or the tweet’s author was an authority. An authority is defined as a political or key figure (e.g. Donald Trump as “@realdonaldtrump”, Dr Fauci as “Dr_AnthonyFauci”) or a medical doctor with titles as “Dr”, “Doctor”, and/or “MD”. The list of authorities used in this work is provided in the data files.

Illusory Truth Effect The illusory truth effect was determined by the repetitive sharing of the highly similar tweets at the author level. For each user, we tracked whether this author shared highly similar tweets. Specifically, by the direct sentence comparison, the bias trigger was present if there were at least 3 tweets from the same author that are 80% similar among each other. The 80% threshold was adapted from previous studies of message similarity in online social networks [90]. The small allowed difference in the tweet sentence accounts for additional tweet artifacts such as additional hashtags [25]. The threshold for repetition was chosen as 3, consistent with the average number of tweets per user during our analysis time frame.

Availability Bias Availability Bias can be triggered by the increased availability of a particular tweet. In the social media context, we defined the trigger of Availability Bias if the user retweets the same tweet more than three times.

Cognitive Dissonance Adapted from past work on the change of stances in Twitter discourse [84], Cognitive Dissonance triggers were determined by two conditions: (1) if the user had different stances in both timeframes; AND (2) if the majority of the stances of the user’s neighbors were different in the first timeframe. We first ordered the tweets via chronological order. We segregated the dataset by two timeframes: Before Vaccine and After Vaccine, determined by the release of the Pfizer-BioNTech vaccine on 11 December 2020. We analyzed the stances of the users towards the vaccine before and after that event date if the users tweeted in both timeframes. The stance of a user within a single timeframe was determined by the majority rule, i.e., the majority stances of his/her stances in that timeframe. For example, if a user expressed more pro-vaccine than anti-vaccine opinions during the timeframe, we labeled the user stance as pro-vaccine. This provided information for the first condition. For the second condition, we first extracted the neighbors who have interacted with the focal user in the first timeframe via retweet, quote tweet or mention functions. We were then able to identify the majority of the stances of these neighbors in the first timeframe.

Confirmation Bias The triggers for Confirmation Bias are related to the confirmation of an opinion. In our dataset, they were present if a tweet author shared at least 3 posts with the same stance towards the vaccine topic. The threshold 3 was determined from studying the pattern of stances of consecutive tweets: on average, there were 2.2 ± 1.3 tweets of the same stance before another series of tweets of the opposite stance.

Affect Bias Affect represents the presence of emotions within the message [101]. Therefore, we used the presence of emotional words in the tweet text as the triggers for Affect Bias. These words represent a variety of emotions: positivity, negativity, fear, anger, sadness, and disgust. The word list for emotional words was derived from a dictionary set used by NetMapper. Media invokes emotions as well [60, 140], so we also included the presence of media contents in our trigger identification for Affect Bias. As most of our tweets were text-based, the presence of media contents were not found common. We determine the threshold as 3 emotional words and 1 media content, for these are the mean of associated metrics in the dataset.

Negativity Bias Negativity Bias is a subset of Affect Bias. We define a tweet that triggered Negativity Bias if it had at least 2 negative words within the tweet. Similarly as Affect Bias, the word list for extracting negative words was also derived from a dictionary set from NetMapper.

5.2 Validation

We manually validated the labeling results generated from our detection algorithm. After running our algorithm to automate trigger identification in the Misinfo Dataset, each tweet was labeled with the biases it triggered. A tweet can be labeled with multiple types of biases. If no bias trigger was found in the tweet, the tweet was unlabeled. We randomly selected a 1% sample (n=800 tweets) from the Misinfo Dataset. We further confirmed that the tweets in the sample covered all biases. We excluded the labeling of Cognitive Dissonance in this manual validation task, as it is challenging for annotators to acquire sufficient information of the tweet author’s social network interactions. Two trained annotators, who had not seen this dataset before, independently labeled biases by reading through the tweet sample. In cases of disagreement, a third annotator was consulted to break the tie. Two annotators reached agreement 71.89% of the time. On average, the computational method achieved an accuracy of 43.54% compared to the gold standard of manual labeling. This accuracy is reasonable, because it surpasses the accuracy expected from the random assignment of bias labels (14.28%). We noted that the accuracy of the Authority Bias label for the computational algorithm was the lowest (2.10%), which shows that the list of authorities used by the algorithm differs from the human annotators. A detailed examination revealed that some misinformation tweets tended to use non-specific authority sources like "top medical professionals" rather than specific occupational references like "doctor" used in our computational algorithm [75]. Future research should expand the authority list towards evolving phrases about authorities and social media influencers. Detailed results of this manual validation are summarized in *Supplementary Table 6*. We reported the inter-annotator agreement score and the accuracy score of the computational labeling through the comparison of computational outputs against the human labels.

Cognitive Biases	Observations in our dataset	Computational Detection Algorithm for Bias Triggers	Scope
Judgment by Representativeness			
Homophily Bias	Author @EasyWorldNews writes: “@global-firstnews Readers’ poll: if you are offered a Covid vaccination, will you accept?”	Author shares tweets from people with same affiliation as oneself.	Tweet
Authority Bias	Author retweets: “RT @DrEricDing: Dangerous anti-vaccine & far-right groups shut down Dodger Stadium’s mass #COVID19 vaccination site [...]”	Author tags authority sources, or Author use keywords about authority sources, or Author is an authority source.	Tweet
Judgment by Availability			
Availability Bias	Author retweets three times: “RT @User1: India fastest country to cross 1 million Covid-19 vaccinations, 25 lakh doses administered so far: Government”	Author retweets/quotes the same tweet at least 3 times.	User
Illusory Truth Effect	Author shares the tweet “The fastest way to end the #COVID19 pandemic is to make safe and effective #vaccines available to everyone on the planet!” three times, each tagging different users.	Author posts tweets that are 80% similar to each other at least 3 times.	User
Affect Bias	“Apartheid Israel is withholding the coronavirus vaccine from Palestinians, whilst simultaneously bombing their hospital”	Tweet contains at least 3 emotion words or at least 1 media content.	Tweet
Negativity Bias	“This is a disaster, and it’s getting worse!!: Inside Pfizer’s feverish rush to bring a Covid-19 vaccine to market in record time”	Tweet contains at least 2 negative words.	Tweet
Judgment by Anchoring			
Cognitive Dissonance	First tweet shows anti-vaccine sentiments: “[...]I will never have the vaccine ever, [...]#NoVaccine” to “March 2020 wwas the hardest. March 2021 slightly better due to #vaccines”; second tweet shows pro-vaccine sentiment: “Protect your community. #get-thevaccine”	Messages in two time frames have different stances towards the COVID-19 vaccine topic, matching the stances of the interaction network of the user in the first timeframe	User, Time-Based
Confirmation Bias	Three tweets from the same user shows anti-vaccine sentiment: “Immediately add immunity-building/antiinflammatory/anti-viral garlic/Vitamin D3 to the treatment mix!; Garlic cuts colds by 50% (COVID-19 is a form of a cold)”; “per the Israelis, 2000-5000 IUs of daily D3 cuts COVID+ cases 50% also.”	Author posts at least three tweets with the same stance towards the COVID-19 vaccine; or the weet contains at least 2 sentence of the same stance towards the vaccine	User, Time-Based

Table 2: Computational Detecting Triggers of Human Biases.

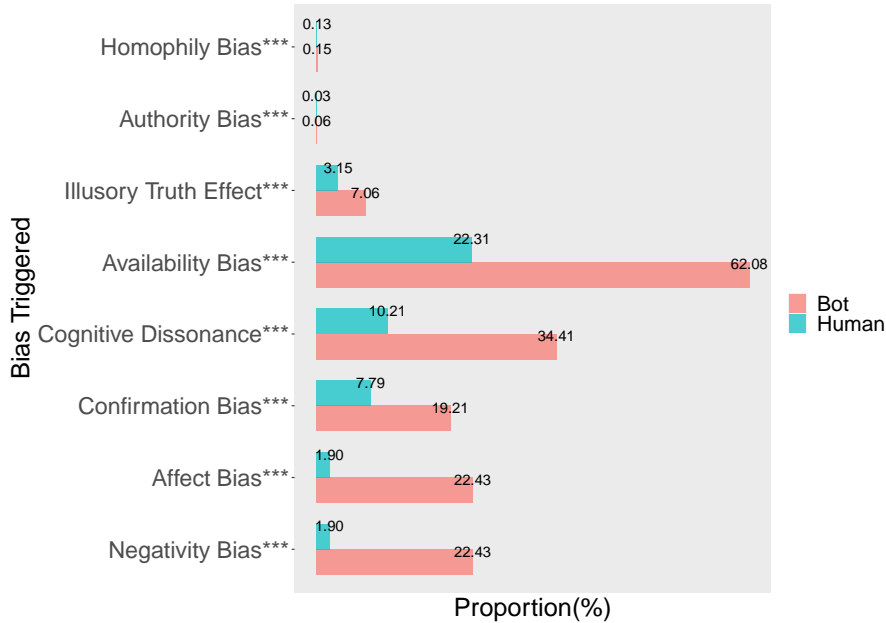


Figure 2: **Distribution of the Bias Triggers in Tweets.** This illustrates the percentage of tweets that attempted to trigger cognitive biases by two different user types. For example, 62.08% of Bot tweets triggered Availability Bias, and 34.41% of them triggered Cognitive Dissonance

6 Analysis and Results

6.1 Presence of Bias Triggers in Misinformation Tweets

In this subsection, we provide an overview of the identified triggers for eight cognitive biases in our Misinfo dataset. While we primarily focus on analyzing Bot tweets, we also incorporate a comparison with Human tweets to highlight the distinct and purposeful behaviors of Bots in spreading COVID vaccine misinformation. It is important to note that the presence of the bias triggers are non-exclusive; a tweet can trigger more than one bias. For specific examples of identified triggers in tweets, please refer to the second column of Table 2.

Triggers of Biases in Bots vs. Humans Figure 2 compares the percentage of tweets by the triggered biases and user type in Misinfo Dataset. For each bias, within Bot and Human tweets, respectively, we used the number of tweets associated with an individual bias as the numerator, and divided it by the total number of tweets.

The comparison between Bot and Human tweets in Figure 2 showed that Bots applied triggers in misinformation tweets much more heavily and widely. First, the majority of Human tweets did not employ any bias trigger, while the majority of Bot tweets did. Second, Availability Bias and Cognitive Dissonance were the two most prevalent biases triggered by both Bots (62.08% and 34.41%) and Humans (22.31% and 10.21%). However, the percentage of tweets that embedded these bias triggers was two times higher in Bot tweets compared to Human tweets. This result implies that Bots are particularly masterful at forging a fake collective belief through retweeting/quoting [99], and change their opinion positions to blend into the targeted networks. Third, not many Human tweets used triggers of Affect Bias and Negativity Bias, while

Bot tweets still presented a significant percentage of these two bias triggers. This is consistent with the prior work that emotional strategies are one of the most common persuasion strategy in misinformation-containing posts [22].

We also noted that the percentages of tweets triggering Affect Bias and Negativity Bias were exactly the same (22.43% for Bots, 1.90% for Humans). This indicates that the COVID-19 misinformation tweets exclusively embedded negative emotions when using affective expressions. This is in line with literature that a large proportion of viral news are negative [6], and Bots have propagated a large volume of negative misinformation [111]. Accordingly, given the similarity in the occurrence of Affect and Negativity Bias triggers, we used Affect/Negativity Bias to indicate these tweets in our subsequent analyses, as tweets labeled with Affect Bias were the same as those labeled with Negativity Bias.

To offer statistical evidence, we conducted a proportion z-test to compare the presence of bias triggers in Bot and Human tweets. As expected, the z-test results supported that Human tweets triggered significantly fewer biases than Bot tweets across all biases. The most substantial difference was observed in the triggers of Availability Bias. In absolute terms, 562,043 more Bot tweets than Human tweets triggered Availability Bias. Additionally, the percentage of tweets with triggers of Authority Bias was very similar between both user types (0.03% humans vs 0.06% bots), Bot tweets still outnumbered Human tweets by 52,666 tweets.

These observations reveal that Bot tweets are constructed more deliberately at a much larger scale than Human counterparts, likely due to the use of automation that reduces the human workload.

Co-Occurrence of Bias Triggers Figure 3 presents the co-occurrence of bias triggers within a single tweet through a heatmap. Some triggers of biases co-occurred very frequently in a tweet, denoted by red and orange color, while others did not occur simultaneously in the tweets at all, highlighted by the gray color in the figure.

Bots and Humans presented different patterns of co-occurrence of bias triggers. There were more frequent pairs of co-occurrence among Bot tweets than among Humans tweets. This further echoes our prior finding that Bots tend to employ a larger number of triggers of biases. Among Bot tweets, the highest co-occurrence was the (Cognitive Dissonance and Availability Bias) pair, which had little presence among Human tweets. This implies that a Bot user, unlike a Human user, is likely to retweet or quot the same tweet multiple times to strengthen its newfound stance after changing his stance to adapting to align with the prevailing views within the social network [84]. Another pair that co-occurred frequently in Bot tweets was the (Affect/ Negativity, Availability Bias) pair, showing that Bots tend to retweet emotion-embedded tweets more than other non-emotional tweets. This was not observed among human tweets.

Among Human tweets, the (Confirmation Bias, Cognitive Dissonance) pair occurred the most often. This suggests that if Humans change their stance to blend in the network, they likely remain the new stance in at least a few more subsequent tweets. This pair also had a strong presence among Bot tweets. In addition, some co-occurrence pairs had some light presence in Human tweets, but were absent in Bot tweets, such as the (Authority Bias, Homophily Bias) pair. This shows that while some like-minded Human authors may reference opinions from authorities, the strategies behind Bot authors do not seem to consider any group as particularly susceptible to authority opinions.

Overall, these results suggest that Bots apply bias triggers more aggressively than Humans, by implanting triggers of multiple biases within in a single tweet at a higher frequency.

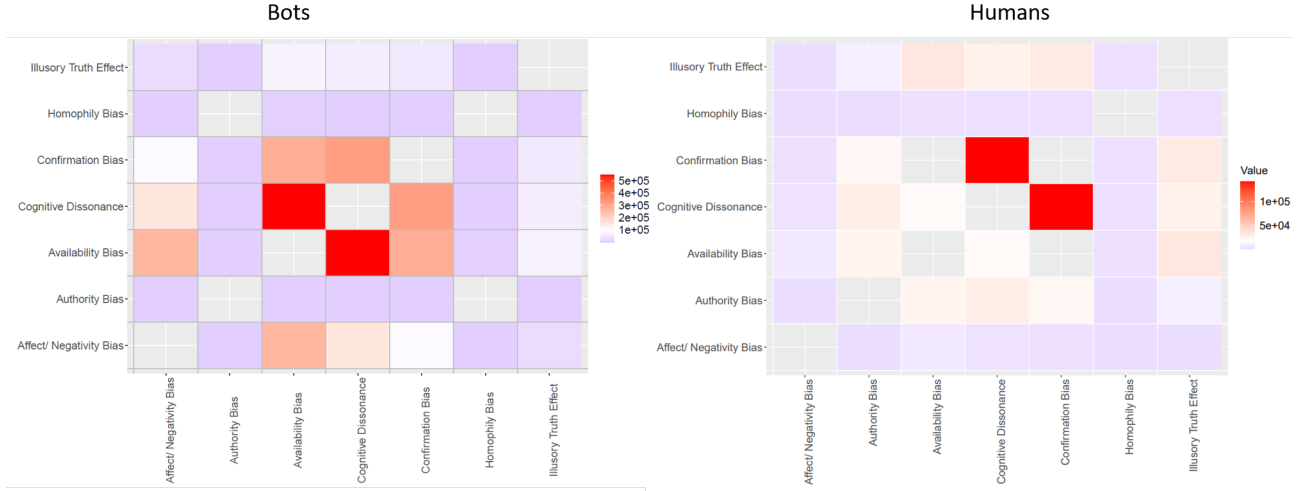


Figure 3: **Co-Occurrence of Bias Triggers in Misinfo Tweets.** The heatmap is colored according to the prevalence of triggers of two biases occurring in the same misinformation tweet.

6.2 Bias and Engagement

We evaluated the differential association between triggers of biases and the persuasion of misinformation tweets. We adopted tweet engagement metrics as a measure of persuasiveness, following past work where persuasive outcomes of online media and advertisements were inferred through behavioral engagement actions such as liking, sharing and commenting [54]. Specifically, we quantified tweet engagement by four metrics available in the data: favorites, quotes, retweets, and replies [26, 72]. The descriptive statistics of engagement metrics are presented in *Supplementary Table 5*.

As a comparison, Bot tweets had much more engagement than Human tweets, despite all tweets being misinformation tweets. In fact, the engagement of Human tweets was overall trivial compared to that of Bot tweets, with most metrics averaging below 1.0. On the other hand, the average scores of all metrics for Bot tweets were all above 1. In particular, on average, a Bot tweet can receive up to 26 favorite counts. This provides an initial piece of evidence for the boosted persuasiveness and attractiveness of Bot tweets, which we posit are associated with the high volume and variety of triggered biases.

Tweet Engagement by triggers of biases We compared the engagement by triggered biases between Bot tweets and Human tweets, summarized by the two-sub-figure panel in Figure 4. In each sub-figure, for each engagement metric, we calculated the percentage of the engagement of the tweets associated with triggers of a given bias over the overall engagement of all Bot/Human tweets. The visualization highlights that Bot and Human tweets present different engagement profiles. The favorite action was the most popular avenue for users to engage with Bot tweets, while the reply action was the most popular engagement action for Human tweets. In addition, the Bot engagement profile is more consistent throughout triggers of distinct biases than that of Human tweets. For example, in Bot tweets, Cognitive Dissonance is consistently ranked as the second most responsive triggered bias to each engagement metric; in Human tweets, this bias is ranked as the second most responsive for favorite count and retweet count but the third for the other two engagement metrics. These two observations suggest that Humans naturally draw



Figure 4: **Engagement by Bias Triggers.** This presents the proportion of engagement from tweets associated with triggers of a given bias over the total engagement from all tweets authored by Bots and Humans, respectively. For example, Bot tweets with Affect/Negativity Bias triggers receive 29.95% of the total favorite counts in the Misinfo Dataset.

more conversational and effort-demanding engagement (i.e., reply) than Bots. Additionally, Bot tweets, likely due to their purposefully manipulation and scalable design for information dissemination[117, 135], engage the users through triggering biases in a static and mechanical fashion.

We also observed that in Bot tweets, although triggers of Affect/Negativity Bias were not the most prevalent, this bias seemed quite effective in engaging users. On average, Bot tweets that employed triggers of Affect/Negativity bias received roughly over 2000 likes and got retweeted approximately 460 times. The Authority Bias presented another interesting observation. Although Authority Bias was not commonly triggered in Human tweets, they were shown to be associated with the tweet engagement. On the contrary, Bot tweets had a similar level of using triggers of Authority Bias, yet those tweets resulted in trivial user engagement. This suggests that Humans likely borrow the opinions of authorities in a more appropriate and convincing way than Bots.

These results descriptively portrait the potential persuasiveness of the tweets by triggering human biases, as engaging users is the first step to persuade them.

Association between Engagement and Bias Triggers In this subsection, we performed an ordinary least squares regression for each engagement metric as a dependent variable to statistically analyze the correlation between triggers of biases and misinformation tweet engagement. We took a log transformation of the dependent variable for its large variation across tweets and for the interpretability of regression results. Seven independent variables in the form of dummy variables are included for each tweet, each indicating the presence of triggers of a distinct bias.

The regression results show that triggers of different biases can have varying impacts on misinformation engagement. Overall, regardless of the user type of the author, statistically speaking, triggers for all biases were related to user engagement to some extent through at least one engagement channel. In addition, online users were more sensitive to the triggers of biases embedded in the misinformation tweet during the decision making of liking and retweeting than replying and quoting. The full report of regression results can be found in Table 3.

We first focus on the results for Bot tweets. Three biases, Affect/Negativity Bias, Cognitive

Dissonance and Confirmation Bias, when triggered by bot misinformation tweets, were found to consistently boost online user engagement across all four metrics. For instance, the employment of Cognitive Dissonance triggers increased favorite, retweet, reply, and quote counts by 6%, 9%, 2% and 2%, respectively. Such impact highlights the harms and potential manipulation brought by Bots through their attempt to inject biases in the receivers. Please note, due to the log transformation applied to our dependent variable, the percentages presented in the results follow the formula of $[\exp(\text{coefficient})-1]$ for easy interpretation. To provide a visual summary of our findings, refer to Figure 6.

Interestingly, three biases were shown to have a negative correlation with user engagement in all four metrics for Bots: Homophily Bias, Availability Bias, and Authority Bias. Notably, Availability Bias was the most powerful in disengaging online users when being activated in receivers, e.g., reducing favorite counts by up to 28% and retweet counts by nearly one third. Both Homophily Bias and Authority Bias are linked to judgment by representativeness heuristic, with Authority Bias exhibiting a greater impact. The inclusion of triggers associated with Authority Bias within Bot tweets were found to reduce favorite counts by 22% and retweet counts by 25%. This echoes prior works that there is a cultural paradox regarding the influence of authority: recommendations from authority figures have lesser persuasive impacts, particularly pronounced in the United States than in Europe [76].

In addition, Illusory Truth Effect had mixed results on tweet engagement across different metrics in Bot tweets. Illusory Truth Effect was associated with 2% increase in retweet counts, while showing decreases in quote counts (2%), favorite counts (5%) and reply counts (3%). Such variations suggest the potentially different mechanisms underlying the user decisions for these four engagement actions, calling for future research. Given that tweets typically received a lot more likes than retweets, replies, and quotes (*Supplementary Table 5*), it is reasonable to put more weights on the favorite counts. Consequently, we concluded that Illusory Truth Effect primarily correlated with reduced engagement.

We then compared the engagement performance by the triggered biases between Bot tweets and Human tweets. It is important to note that although the estimated coefficients were all significant for Human tweets, statistically, most of them had extremely small values, leading to economic insignificance. To be conservative, we considered any estimated coefficient with a magnitude smaller than 0.01 as insignificant in practical terms. This was our rationale: taking a positive coefficient as an example, a coefficient valued at 0.01 implies that the trigger of this given bias will increase the engagement of Human tweets by 1%. Given that the average engagement metric for Human tweets was below 1 count, any coefficient smaller than 0.01 will lead to 0.01 increase of any given engagement metric, which effectively amounts to zero impact. By applying this rule to interpreting the results for Human tweets, we found that none of the bias triggers had any impact on three engagement metrics: quote, favorite, and reply. For the retweet count, Authority Bias, Illusory Truth Effect, and Confirmation Bias can be triggered to boost engagement of Human tweets. Among them, triggers of Authority Bias in Human tweets were found to have an effect in the opposite direction from Bot tweets. This implies that Humans understand their audience and referenced authorities who would likely lessen the distrust of the general public towards the authority figures and government during the pandemic [110]. Meanwhile, Bots likely apply a general strategy of implanting Authority Bias triggers following a list of generic authorities whom the receivers distrust more [43]. Triggers of Availability Bias increased the retweet count of Human tweets by 5% and decreased Bot tweets by 25%.

Bias	Bots				Humans			
	Retweet Count	Quote Count	Favorite Count	Reply Count	Retweet Count	Quote Count	Favorite Count	Reply Count
Constant	0.32*** (8.52E-4)	0.07*** (4.08E-4)	0.27*** (8.34E-4)	0.09*** (4.66E-4)	0.03*** (3.61E-4)	1.26E-4*** (3.02E-5)	2.44E-4*** (4.70E-5)	1.17E-4*** (2.99E-5)
Homophily Bias	-0.06*** (1.27E-2)	-0.0003 (6.07E-3)	0.01 (1.24E-2)	-0.001 (6.93E-3)	-0.008*** (6.79E-3)	-3.25E-4*** (5.68E-4)	-5.76E-4*** (8.85E-4)	-2.95E-4*** (5.65E-4)
Authority Bias	-0.29*** (1.95E-2)	-0.06*** (9.31E-3)	-0.25*** (1.90E-2)	-0.08*** (1.06E-2)	0.05*** (1.69E-3)	1.16E-3*** (1.41E-4)	1.69E-3*** (2.20E-4)	1.12E-3*** (1.41E-4)
Availability Bias	-0.39*** (1.12E-3)	-0.08*** (5.34E-4)	-0.32*** (1.09E-3)	-0.11*** (6.09E-4)	-0.01*** (7.37E-4)	4.43E-5*** (6.17E-5)	4.81E-5*** (9.60E-5)	4.31E-5*** (1.41E-4)
Illusory Truth Effect	0.02*** (1.94E-3)	-0.02*** (9.30E-4)	-0.05*** (1.80E-3)	-0.03*** (1.06E-3)	0.01*** (1.69E-3)	3.64E-4*** (1.25E-4)	5.35E-4*** (1.94E-4)	2.25E-4*** (1.24E-4)
Affect/ Negativity Bias	0.05*** (6.70E-4)	0.01*** (3.21E-4)	0.04*** (6.55E-4)	0.02*** (3.66E-4)	-4.00E-16*** (2.63E-17)	-1.51E-18*** (2.20E-18)	-2.62E-18*** (3.42E-18)	-1.39E-18*** (2.19E-18)
Cognitive Dissonance	0.09*** (1.40E-3)	0.02*** (6.71E-4)	0.06*** (1.37E-3)	0.02*** (7.66E-4)	0.003*** (1.17E-3)	-9.88E-5*** (9.81E-5)	-1.21E-4*** (1.53E-4)	-6.12E-5*** (9.75E-5)
Confirmation Bias	0.03*** (1.59E-3)	0.004*** (7.60E-4)	0.03*** (1.55E-3)	0.01*** (8.67E-4)	0.05*** (1.23E-3)	3.25E-4*** (1.03E-4)	6.59E-4*** (2.20E-4)	3.56E-4*** (1.02E-4)

Table 3: **Association between Triggers of Biases and Tweet Engagement.** Correlation coefficients (Std.) are reported. Each linear regression model regressed an engagement metric against the presence of the triggers for eight biases. Note: Red color indicates a significant negative estimation, green color indicates a significant positive estimation, and black color indicates insignificant. As explained in the text, for Human tweets, any coefficient with a magnitude smaller than 0.01 is considered as insignificant in practical terms. *** $p < 0.01$, ** $p < 0.05$, * $p < 0.1$.

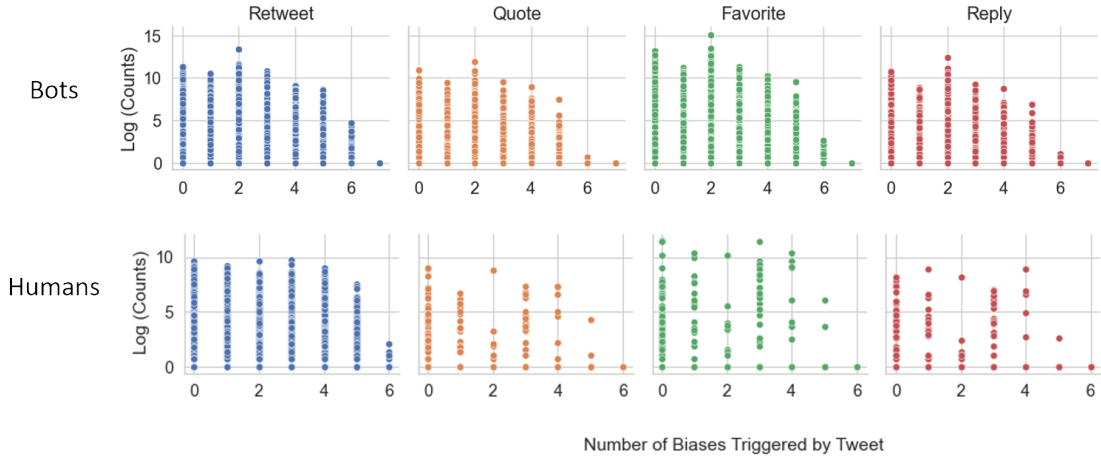


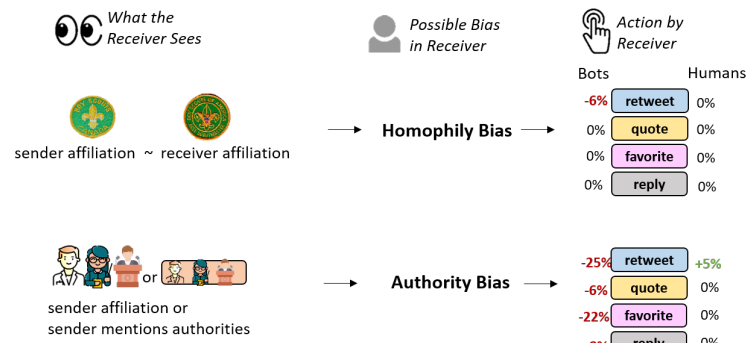
Figure 5: **Relation between the Number of Biases Triggered and Engagement** This figure illustrates the relationship between the number of biases triggered and the engagement of tweet.

The Number of Triggered Biases and Engagement Finally, we visualized the correlation between the number of biases that a tweet attempted to trigger versus its engagement in Figure 5. The correlation results were consistent across four engagement metrics for Bot tweets. In particular, it seemed that triggering two biases was the optimal number for boosting tweet engagement. Further, once beyond the threshold of 2 biases triggered, the tweet engagement decreased with the increase in the number of biases triggered. This decrease could be a sign of cognitive overload where the volume and complexity of information exceeds the processing capabilities of a human [79]. The excessive bias triggers embedded in Bot tweets present a barrage of deliberate information to the receivers. This can make the receivers exhausted and disregard the relevant tweets as spam and therefore choose to disengage [8, 38]. For Human tweets, the correlation between the number of triggered biases and engagement varied across four metrics, in a much less consistent pattern than in the case of Bot tweets. This, again, echoes the mechanic behavior pattern of Bot tweets compared to Human tweets. In addition, only when the number of triggered biases exceeds 4 in a Human tweet, the engagement declines. This implies that when tweets are authentically created by actual Humans, receivers are likely able to capture this authenticity and become more tolerant to the volume of biases present in a tweet.

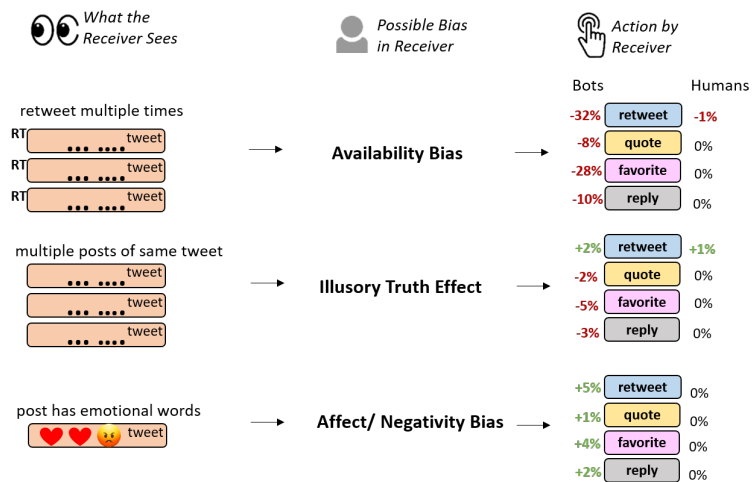
7 Discussion

We applied the theories of judgment heuristics into creating a computation algorithm for auto-detecting triggers of eight unique biases in COVID-19 vaccine misinformation tweets on Twitter. Our examination went beyond the level of the single tweet (e.g., Affect, Negativity Bias) by studying multiple tweets (e.g., Availability Bias, Confirmation Bias) and across time (e.g., Cognitive Dissonance). Our results indicate that repetition and stance changes were common techniques by Bots to trigger biases such as Availability Bias and Cognitive Dissonance in online users [22, 31, 126]. We also conducted various correlation analyses on the relationship between the triggers of biases and the tweet engagement.

Judgment by Representativeness



Judgment by Availability



Judgment by Anchoring

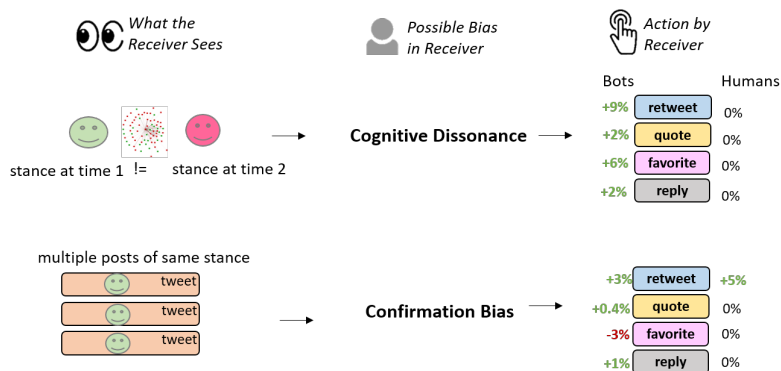


Figure 6: **Illustrated Summary of the Association between Bias Triggers and Misinformation Tweet Engagement** Note: Red color indicates a negative association, green color indicates a positive association, and black color indicates no correlation.

Bot tweets vs. Human tweets We found that Availability Bias and Cognitive Dissonance were the most prevalent biases in online COVID-19 vaccine misinformation from both Bots and Humans. However, at a closer look, Bots and Humans used significantly different profiles of bias triggers. First, Bots have embedded bias triggers in a much larger percentage of their authored COVID vaccine misinformation tweets than Humans, suggesting deliberate creation of tweets for spreading misinformation. Among all the biases, Bots have put a disproportional weight on triggering Availability Bias, with a percentage of about 62% of Bot tweets compared to merely 22% of Human tweets. In addition, Bots have also attempted to trigger Affect/Negativity Bias in around one in fifth of their created misinformation tweets, while Human tweets rarely did so, with as few as only one in fiftieth doing this. These differences in bias-triggering tactics are likely caused by the difficulty and scalability of constructing purposeful sets of tweets. For example, Bots can easily scale up the triggers of Availability Bias by programming the retweeting action through API requests; similarly, Bots can trigger the Affect/ Negativity Bias simply by including affective linguistic cues in tweets.

More interestingly, tweets constructed by Bots and Humans also received different engagement profiles: Bot tweets received significantly more favorites than replies, retweets and quotes, while Human tweets received more replies. This indicates that Human tweets, being authentic and thoughtful, engage users at a more intensive and effort-demanding level than Bot tweets, which are automated and operated in a mechanic way. Second, we found that Bot authors have embedded triggers of a broader range of biases than Human authors.

Not all Biases are Equal in Engagement We approached the persuasiveness of tweets by measuring their engagement, as engaging the audience is the first step to persuade them [128]. An interesting finding is that the engagement of Human tweets were impacted little by their usage of bias triggers, while the engagement of Bot tweets were impacted greatly. Thus, here we discuss the findings about Bot tweets.

We find that not all biases, when being triggered through Bot tweets, equally affected tweet engagement. Specifically, while Affect/Negativity Bias and Cognitive Dissonance greatly increased the engagement of the tweet, there were some backfiring effects from the application of some of the bias triggers. On the one hand, Cognitive Dissonance was the most concerning because it attracted 6% more likes and 10% more retweets, i.e., nearly 2 more favorites and 1 more retweet for an average COVID-19 misinformation Bot tweet. In addition, considering the easy implementation of including Affect/Negativity Bias triggers, the impact of triggering these two biases on boosting engagement of Bot tweets cannot be neglected either. This finding is inline with past studies where social media advertisements with high emotional content generated more engagement [126] and increased persuasive appeal [54]. Political parties have also harnessed emotional appeals on Twitter to invoke hope, which encouraged participation [32].

On the other hand, Availability and Authority Bias greatly persuaded people away from engaging with the misinformation, which was likely unexpected by Bot operators. As for Availability Bias, one potential reason could be that online users associated the repeated retweeting activities with automated Bots and thus questioned the credibility of retweeted contents, leading to lower engagement [92, 122]. The result on Authority Bias is likely related to the COVID-19 climate where distrust towards the government or authority figures was rampant. A 2021 survey reported that only an average of 43.8% of people worldwide trust their government [116].

We also found evidence that the more triggered biases were not always better for engaging users and spreading misinformation. For Bot tweets, despite the easy scalability of implementing biases through automation, having triggers of more than two biases in a single tweet will gradually lose audiences. For Human tweets, the receivers responded well until the number of triggered biases reached 4. This implies that likely due to the type of triggered biases and the inauthentic

contents authored by Bots, the receivers may treat Bot tweets as spam messages, especially with the repetitive chain messages pattern [10, 24]. With a larger focus on Bot users, we deepened the understanding about automated information dissemination strategies.

Technological Biases amplify the effect of human biases Our findings imply that technology biases at social media platforms may further amplify the influence of triggers of Human biases in spreading misinformation. Online misinformation operates not only with users, particularly Bots, as vectors, but also with the social media platforms as a vector. These platforms have inherent technological biases that can promote triggering human biases and amplify their effects. For example, social media platforms perform algorithmic filtering, through which they recommend posts with high number of favorites, reply, and retweets [14], strengthening the triggers of Availability Bias. Instagram tends to recommend video-based reels rather than photo-based grid posts, promoting Affect Bias. With these algorithms, social media platforms can bias one’s world view, resulting in a higher perception of collective interactions [23], thereby instilling biases such as Availability Bias and Illusory Truth Effect.

Theoretical and Practical Applications Our work contributes to the literature of misinformation, bot detection, and persuasion in several ways. It brings together cognitive science and computational social science and extends extant methods to examine how technology plays on human perception, through studying bias triggers in online misinformation. Previous studies have examined the spread of bot misinformation [16, 133] and the presence of persuasion in misinformation tweets [22]. However, to the best of our knowledge, studying the triggers of biases used by misinformation tweets have received little attention. We developed a systematic methodology to document and detect persuasive tactics, i.e., the utilization of triggers of human biases, in the spread of misinformation. This methodology lays the foundation for comparing persuasion tactics or triggers of cognitive biases across multiple user types and social events. Our results on the association between bias triggers and misinformation engagement suggest that this methodology can be potentially extended to understand social persuasion and the reaction of online community to online inauthentic contents in various contexts. Our results also offer a new perspective for Bot detection by identifying the mechanical bias-triggering tactics commonly used by Bots.

In addition, our findings contributes to the understanding of the spread of online misinformation in a global health crisis. Misinformation studies on COVID-19 primarily focused on classifying fake news through various machine learning methods [7, 83, 130]. Within the COVID-19 discourse, analyses of the spread of Bot misinformation largely revolved around differentiating topics and affective sentiments between Bots and Humans [16, 51, 80, 83]. We built on these ideas to understand the influence of promoting human biases on user engagement, ultimately disseminating COVID-19 misinformation. Some biases were potentially responsible for the spread of COVID-19 misinformation when they were purposefully employed by bots. Our results also provide a potential mechanism to explain the difference between Human misinformation and Bot misinformation that they employ bias triggers distinctly. The noticeable changes in tweet engagement brought by bias triggers further suggests the significant impact of bot strategies on human perception in information diffusion [106].

Last but not least, this study has considerable practical value. Our results alert stakeholders that social media Bots have been harnessing triggers of human biases in a consistent fashion and have been reaping significant rewards in terms of their tweet engagement. They exploited human biases in their deliberate creation and the spread of misinformation for online engagement, potentially influencing user opinions. Social media platforms, government agencies, and the public should not overlook the persuasive power and the potential damage of these bot bias-

triggering strategies. Therefore, we highlight the importance of developing effective counter-interventions and teaching syllabus against misinformation through the deepened understanding of the use of bias triggers.

Limitations and Future Work There are a few limitations that nuance our work. First, this study was limited to the data returned from the Twitter collection API with terms related to the 2020 COVID-19 vaccine. Although the collected data was as comprehensive as it can be, it may not represent the entire discourse about COVID-19 vaccine occurred online. Secondly, we opted to present only eight biases, which were mainly chosen for their unambiguous identification through computational techniques. There is a whole suite of human biases that have not yet been explored. Future work can expand current work by articulating the properties of online posts that trigger other biases. Third, we did not differentiate the identify of receivers in examining the tweet engagement. Future studies would be valuable to track and compare the engagement from Bot receivers and Human receivers.

8 Conclusion

This article delves into the intricate web of human biases in online misinformation promoted by social media Bots during the unprecedented COVID-19 pandemic. We curated a Misinfo Dataset from Twitter that contains COVID vaccine misinformation tweets spread by Bot and Human authors, annotated with the presence of triggers for biases. We proposed the utilization of bias triggers as persuasion tactics in spreading online misinformation through the lens of judgment heuristics and human biases. Based on that, we built a computational algorithm to auto-detect triggers of eight unique human biases and provided practical examples of triggers embedded in tweet texts and tweet author’s social network structure. We found that Bots used significantly more triggers than humans, and the triggers implanted by Bots had a noticeable impact on the engagement of misinformation tweets. This work is valuable to interdisciplinary researchers and government agencies interested in examining the persuasive techniques and success of social media Bots.

9 Figure Legends

1. Figure 1: **Overview of Dataset Formation Methodology.** This figure illustrates the pipeline from collecting and filtering the data. The data was collected when the platform was named “Twitter”.
2. Figure 2: **Distribution of Biases Triggers in Tweets.** This illustrates the percentage of tweets that attempted to trigger cognitive biases by the two different user types. For example, 62.08% of bot misinfo tweets trigger Availability Bias, and 34.41% trigger Cognitive Dissonance.
3. Figure 3: **Co-Occurrence of Bias in Misinfo Tweets.** The heatmap is colored according to the prevalence of triggers of two biases occurring in the same misinformation tweet.
4. Figure 4: **Engagement by Bias Triggers** This presents the proportion of engagement from tweets associated with triggers of a given bias over the total engagement from all tweets authored by Bots and Humans. For example, Bot tweets with Affect/Negativity Bias triggers receive 29.95% of the total favorite counts in the Misinfo Dataset.

5. Figure 5: **Relation between Number of Biases Triggered and Engagement Metrics** This figure illustrates the relationship between the number of biases triggered and the engagement metrics.
6. Figure 6: **Illustrated Summary of the Association between Bias Triggers and Misinformation Tweet Engagement** Note: Red color indicates a negative association, green color indicates a positive association, and black color indicates no impact.

10 Declarations

10.1 Acknowledgments and Funding

We thank graduate assistant Carlos Salazar Betancourth from Duquense University for helping in the annotation of the tweets with the biases.

This material is based upon work supported by the U.S. Army Research Office and the U.S. Army Futures Command under Contract No. W911NF-20-D-0002, Office of Naval Research (Bothunter, N000141812108) and Scalable Technologies for Social Cybersecurity/ARMY (W911NF20D0002). The content of the information does not necessarily reflect the position or the policy of the government and no official endorsement should be inferred.

10.2 Competing Interests

The authors declare no competing interests.

10.3 Data and Code Availability

The code and Misinfo Dataset will be available in accordance to the data release terms and conditions of Twitter upon reasonable request from the corresponding author. The dataset shall contain the anonymized tweet text, misinformation category, computationally labeled bias, and human labeled bias.

10.4 Ethical Statement

In this study, we only extracted publicly available data from the social media platforms and no attempt was made to retrieve protected posts. Within this article, we do not process unique personal identifiers of the social media accounts during our analysis.

10.5 Informed Consent

This article does not contain any studies with human participants performed by any of the authors.

References

- [1] Alberto Acerbi. Cognitive attraction and online misinformation. *Palgrave Communications*, 5(1), 2019.
- [2] Eytan Adar, Desney S Tan, and Jaime Teevan. Benevolent deception in human computer interaction. In *Proceedings of the SIGCHI conference on human factors in computing systems*, pages 1863–1872, 2013.

- [3] Luca Maria Aiello, Martina Deplano, Rossano Schifanella, and Giancarlo Ruffo. People are strange when you're a stranger: Impact and influence of bots on social networks. In *Proceedings of the international AAAI conference on web and social media*, volume 6, pages 10–17, 2012.
- [4] Esmâ Aïmeur, Sabrine Amri, and Gilles Brassard. Fake news, disinformation and misinformation in social media: a review. *Social Network Analysis and Mining*, 13(1):30, 2023.
- [5] Mabrook S Al-Rakhami and Atif M Al-Amri. Lies kill, facts save: Detecting covid-19 misinformation in twitter. *Ieee Access*, 8:155961–155970, 2020.
- [6] Ahmed Al-Rawi. Viral news on social media. *Digital journalism*, 7(1):63–79, 2019.
- [7] Oberiri Destiny Apuke and Bahiyah Omar. Fake news and covid-19: modelling the predictors of fake news sharing among social media users. *Telematics and Informatics*, 56: 101475, 2021.
- [8] Oberiri Destiny Apuke, Bahiyah Omar, Elif Asude Tunca, and Celestine Verlumun Gever. Information overload and misinformation sharing behaviour of social media users: Testing the moderating role of cognitive ability. *Journal of Information Science*, page 01655515221121942, 2022.
- [9] Marc-André Argentino. Pastel QAnon - GNET — gnet-research.org. <https://gnet-research.org/2021/03/17/pastel-qanon/>, 2021. [Accessed 12-02-2024].
- [10] Reema Aswani, Arpan Kumar Kar, and P Vigneswara Ilavarasan. Detection of spammers in twitter marketing: a hybrid approach using social media analytics and bio inspired computing. *Information Systems Frontiers*, 20:515–530, 2018.
- [11] Melissa K Avdeeff. Tiktok, twitter, and platform-specific technocultural discourse in response to taylor swift's lgbtq+ allyship in 'you need to calm down'. *Contemporary music review*, 40(1):78–98, 2021.
- [12] David M Beskow and Kathleen M Carley. Bot-hunter: a tiered approach to detecting & characterizing automated activity on twitter. In *Conference paper. SBP-BRiMS: International conference on social computing, behavioral-cultural modeling and prediction and behavior representation in modeling and simulation*, volume 3, 2018.
- [13] Danah Boyd, Scott Golder, and Gilad Lotan. Tweet, tweet, retweet: Conversational aspects of retweeting on twitter. In *2010 43rd Hawaii international conference on system sciences*, pages 1–10. IEEE, 2010.
- [14] Engin Bozdog. Bias in algorithmic filtering and personalization. *Ethics and information technology*, 15:209–227, 2013.
- [15] Annye Braca and Pierpaolo Dondio. Developing persuasive systems for marketing: the interplay of persuasion techniques, customer traits and persuasive message design. *Italian Journal of Marketing*, 2023(3):369–412, 2023.
- [16] David A Broniatowski, Amelia M Jamison, SiHua Qi, Lulwah AlKulaib, Tao Chen, Adrian Benton, Sandra C Quinn, and Mark Dredze. Weaponized health communication: Twitter bots and russian trolls amplify the vaccine debate. *American journal of public health*, 108 (10):1378–1384, 2018.

- [17] Manuel Cargnino. The interplay of online network homogeneity, populist attitudes, and conspiratorial beliefs: Empirical evidence from a survey on german facebook users. *International Journal of Public Opinion Research*, 33(2):337–353, 2021.
- [18] Kathleen M Carley. Social cybersecurity: an emerging science. *Computational and mathematical organization theory*, 26(4):365–381, 2020.
- [19] L Richard Carley, Jeff Reminga, and Kathleen M Carley. Ora & netmapper. In *International conference on social computing, behavioral-cultural modeling and prediction and behavior representation in modeling and simulation*. Springer, volume 3, page 7, 2018.
- [20] Winston Carlile, Nishant Gurrupadi, Zixuan Ke, and Vincent Ng. Give me more feedback: Annotating argument persuasiveness and related attributes in student essays. In *Proceedings of the 56th Annual Meeting of the Association for Computational Linguistics (Volume 1: Long Papers)*, pages 621–631, 2018.
- [21] Long Chen, Jianguo Chen, and Chunhe Xia. Social network behavior and public opinion manipulation. *Journal of Information Security and Applications*, 64:103060, 2022.
- [22] Sijing Chen, Lu Xiao, and Jin Mao. Persuasion strategies of misinformation-containing posts in the social media. *Information Processing & Management*, 58(5):102665, 2021.
- [23] Wen Chen, Diogo Pacheco, Kai-Cheng Yang, and Filippo Menczer. Neutral bots probe political bias on social media. *Nature communications*, 12(1):5580, 2021.
- [24] Panuwat Chiawchansilp and Pittipol Kantavat. Spam article detection on social media platform using deep learning: Enhancing content integrity and user experience. In *Proceedings of the 13th International Conference on Advances in Information Technology*, pages 1–6, 2023.
- [25] Adya Danaditya, Lynnette Hui Xian Ng, and Kathleen M Carley. From curious hashtags to polarized effect: profiling coordinated actions in indonesian twitter discourse. *Social Network Analysis and Mining*, 12(1):105, 2022.
- [26] Sanchari Das, Javon Goard, and Dakota Murray. How celebrities feed tweeples with personal and promotional tweets: Celebrity twitter use and audience engagement. In *Proceedings of the 8th International Conference on Social Media & Society, #SMSociety17*, New York, NY, USA, 2017. Association for Computing Machinery. isbn:9781450348478. doi:10.1145/3097286.3097316. URL <https://doi.org/10.1145/3097286.3097316>.
- [27] Pratim Datta, Mark Whitmore, and Joseph K Nwankpa. A perfect storm: social media news, psychological biases, and ai. *Digital Threats: Research and Practice*, 2(2):1–21, 2021.
- [28] Nicolas Guenon des Mesnards, David Scott Hunter, Zakaria el Hjouji, and Tauhid Zaman. Detecting bots and assessing their impact in social networks. *Operations research*, 70(1): 1–22, 2022.
- [29] Sanorita Dey, Brittany Duff, Karrie Karahalios, and Wai-Tat Fu. The art and science of persuasion: not all crowdfunding campaign videos are the same. In *Proceedings of the 2017 ACM Conference on Computer Supported Cooperative Work and Social Computing*, pages 755–769, 2017.
- [30] Trevor Diehl, Brian E Weeks, and Homero Gil de Zúñiga. Political persuasion on social media: Tracing direct and indirect effects of news use and social interaction. *New media & society*, 18(9):1875–1895, 2016.

- [31] Rebecca Dolan, Jodie Conduit, Catherine Frethey-Bentham, John Fahy, and Steve Goodman. Social media engagement behavior: A framework for engaging customers through social media content. *European journal of marketing*, 53(10):2213–2243, 2019.
- [32] Larissa Doroshenko and Fangjing Tu. Like, share, comment, and repeat: far-right messages, emotions, and amplification in social media. *Journal of Information Technology & Politics*, 20(3):286–302, 2023.
- [33] Hridoy Sankar Dutta, Aditya Chetan, Brihi Joshi, and Tanmoy Chakraborty. Retweet us, we will retweet you: Spotting collusive retweeters involved in blackmarket services. In *2018 IEEE/ACM International Conference on Advances in Social Networks Analysis and Mining (ASONAM)*, pages 242–249. IEEE, 2018.
- [34] Shangbin Feng, Zhaoxuan Tan, Herun Wan, Ningnan Wang, Zilong Chen, Binchi Zhang, Qinghua Zheng, Wenqian Zhang, Zhenyu Lei, Shujie Yang, et al. Twibot-22: Towards graph-based twitter bot detection. *Advances in Neural Information Processing Systems*, 35:35254–35269, 2022.
- [35] Miriam Fernandez and Harith Alani. Online misinformation: Challenges and future directions. In *Companion Proceedings of the The Web Conference 2018*, pages 595–602, 2018.
- [36] World Economic Forum. Global risks report 2024. <https://www.weforum.org/publications/global-risks-report-2024/>, 01 2024. [Accessed 17-01-2024].
- [37] Clare LE Foster. Truth as social practice in a digital era: iteration as persuasion. *AI & SOCIETY*, 38(5):2009–2023, 2023.
- [38] Shaoxiong Fu, Hongxiu Li, Yong Liu, Henri Pirkkalainen, and Markus Salo. Social media overload, exhaustion, and use discontinuance: Examining the effects of information overload, system feature overload, and social overload. *Information Processing & Management*, 57(6):102307, 2020.
- [39] Mei Fukuda, Kazuki Nakajima, and Kazuyuki Shudo. Estimating the bot population on twitter via random walk based sampling. *IEEE Access*, 10:17201–17211, 2022.
- [40] Siva Charan Reddy Gangireddy, Deepak P, Cheng Long, and Tanmoy Chakraborty. Un-supervised fake news detection: A graph-based approach. In *Proceedings of the 31st ACM conference on hypertext and social media*, pages 75–83, 2020.
- [41] Timothy Graham and Robert Ackland. Do socialbots dream of popping the filter bubble? the role of socialbots in promoting deliberative democracy in social media. In *Socialbots and Their Friends*, pages 203–222. Routledge, 2016.
- [42] Christian Grimme, Mike Preuss, Lena Adam, and Heike Trautmann. Social bots: Human-like by means of human control? *Big data*, 5(4):279–293, 2017.
- [43] Christian Grimme, Dennis Assenmacher, and Lena Adam. Changing perspectives: Is it sufficient to detect social bots? In *Social Computing and Social Media. User Experience and Behavior: 10th International Conference, SCSM 2018, Held as Part of HCI International 2018, Las Vegas, NV, USA, July 15-20, 2018, Proceedings, Part I 10*, pages 445–461. Springer, 2018.

- [44] Nir Grinberg, Kenneth Joseph, Lisa Friedland, Briony Swire-Thompson, and David Lazer. Fake news on twitter during the 2016 us presidential election. *Science*, 363(6425):374–378, 2019.
- [45] Andrew M Guess and Benjamin A Lyons. Misinformation, disinformation, and online propaganda. *Social media and democracy: The state of the field, prospects for reform*, 10, 2020.
- [46] Jing Guo and Hsuan-Ting Chen. How does multi-platform social media use lead to biased news engagement? examining the role of counter-attitudinal incidental exposure, cognitive elaboration, and network homogeneity. *Social Media+ Society*, 8(4):20563051221129140, 2022.
- [47] Ivan Habernal and Iryna Gurevych. Which argument is more convincing? analyzing and predicting convincingness of web arguments using bidirectional lstm. In *Proceedings of the 54th Annual Meeting of the Association for Computational Linguistics (Volume 1: Long Papers)*, pages 1589–1599, 2016.
- [48] Mallory J Harris, Ryan Murtfeldt, Shufan Wang, Erin A Mordecai, and Jevin D West. Perceived experts are prevalent and influential within an antivaccine community on twitter. *PNAS nexus*, 3(2):pgae007, 2024.
- [49] Laura Herman. For who page? tiktok creators’ algorithmic dependencies. 2023.
- [50] Martin Hilbert. Toward a synthesis of cognitive biases: how noisy information processing can bias human decision making. *Psychological bulletin*, 138(2):211, 2012.
- [51] McKenzie Himelein-Wachowiak, Salvatore Giorgi, Amanda Devoto, Muhammad Rahman, Lyle Ungar, H Andrew Schwartz, David H Epstein, Lorenzo Leggio, and Brenda Curtis. Bots and misinformation spread on social media: Implications for covid-19. *Journal of medical Internet research*, 23(5):e26933, 2021.
- [52] Christy Galletta Horner, Dennis Galletta, Jennifer Crawford, and Abhijeet Shirsat. Emotions: The unexplored fuel of fake news on social media. *Journal of Management Information Systems*, 38(4):1039–1066, 2021.
- [53] Ran Huang, Sejin Ha, and Sun-Hwa Kim. Narrative persuasion in social media: an empirical study of luxury brand advertising. *Journal of Research in Interactive Marketing*, 12(3):274–292, 2018.
- [54] Nurulhuda Ibrahim, Kok Wai Wong, and Mohd Fairuz Shiratuddin. Persuasive impact of online media: investigating the influence of visual persuasion. In *2015 Asia Pacific Conference on Multimedia and Broadcasting*, pages 1–7. IEEE, 2015.
- [55] Charity S Jacobs, Lynnette Hui Xian Ng, and Kathleen M Carley. Tracking china’s cross-strait bot networks against taiwan. In *International conference on social computing, behavioral-cultural modeling and prediction and behavior representation in modeling and simulation*, pages 115–125. Springer, 2023.
- [56] Kokil Jaidka, Hansin Ahuja, and Lynnette Ng. It takes two to negotiate: Modeling social exchange in online multiplayer games. *arXiv preprint arXiv:2311.08666*, 2023.
- [57] Amelia Jamison, David A Broniatowski, Michael C Smith, Kajal S Parikh, Adeena Malik, Mark Dredze, and Sandra C Quinn. Adapting and extending a typology to identify vaccine misinformation on twitter. *American Journal of Public Health*, 110(S3):S331–S339, 2020.

- [58] Rohit Kumar Kaliyar, Anurag Goswami, Pratik Narang, and Soumendu Sinha. Fndnet—a deep convolutional neural network for fake news detection. *Cognitive Systems Research*, 61:32–44, 2020.
- [59] Ryan Kenny, Baruch Fischhoff, Alex Davis, Kathleen M Carley, and Casey Canfield. Duped by bots: why some are better than others at detecting fake social media personas. *Human factors*, 66(1):88–102, 2024.
- [60] Anna Khlyzova, Carina Silberer, and Roman Klinger. On the complementarity of images and text for the expression of emotions in social media. In *Proceedings of the 12th Workshop on Computational Approaches to Subjectivity, Sentiment & Social Media Analysis*, pages 1–15, 2022.
- [61] Kristian Kiili, Juho Siuko, and Manuel Ninaus. Tackling misinformation with games: a systematic literature review. *Interactive Learning Environments*, pages 1–16, 2024.
- [62] Ji Won Kim. Rumor has it: The effects of virality metrics on rumor believability and transmission on twitter. *New Media & Society*, 20(12):4807–4825, 2018.
- [63] Joshua Klayman and Young-Won Ha. Confirmation, disconfirmation, and information in hypothesis testing. *Psychological review*, 94(2):211, 1987.
- [64] Sumeet Kumar. *Social media analytics for stance mining a multi-modal approach with weak supervision*. PhD thesis, Ph. D. thesis, Carnegie Mellon University, 2020.
- [65] Eun Lee, Fariba Karimi, Claudia Wagner, Hang-Hyun Jo, Markus Strohmaier, and Mirta Galesic. Homophily and minority-group size explain perception biases in social networks. *Nature human behaviour*, 3(10):1078–1087, 2019.
- [66] Jiyoung Lee and Kim Bissell. Correcting vaccine misinformation on social media: the inadvertent effects of repeating misinformation within such corrections on covid-19 vaccine misperceptions. *Current Psychology*, pages 1–13, 2024.
- [67] Stephan Lewandowsky and Sander Van Der Linden. Countering misinformation and fake news through inoculation and prebunking. *European Review of Social Psychology*, 32(2):348–384, 2021.
- [68] Linda Li, Orsolya Vasarhelyi, and Balazs Vedres. Social bots sour activist sentiment without eroding engagement. *arXiv preprint arXiv:2403.12904*, 2024.
- [69] Hause Lin, Marlyn T Savio, Xieyining Huang, Miriah Steiger, Rachel Guevara, Dali Szostak, Gordon Pennycook, and David G Rand. Accuracy prompts protect professional content moderators from the illusory truth effect, Mar 2024. URL osf.io/preprints/psyarxiv/gswm6.
- [70] Xialing Lin, Patric R Spence, and Kenneth A Lachlan. Social media and credibility indicators: The effect of influence cues. *Computers in human behavior*, 63:264–271, 2016.
- [71] Yuhan Liu, Zhaoxuan Tan, Heng Wang, Shangbin Feng, Qinghua Zheng, and Minnan Luo. Botmoe: Twitter bot detection with community-aware mixtures of modal-specific experts. *arXiv preprint arXiv:2304.06280*, 2023.
- [72] Lucía Manzanaro, Carmen Valor, and Juan Diego Paredes-Gázquez. Retweet if you please! do news factors explain engagement? *Journal of Marketing Communications*, 24(4):375–392, 2018.

- [73] Franziska Martini, Paul Samula, Tobias R Keller, and Ulrike Klinger. Bot, or not? comparing three methods for detecting social bots in five political discourses. *Big data & society*, 8(2):20539517211033566, 2021.
- [74] Michele Mazza, Stefano Cresci, Marco Avvenuti, Walter Quattrociocchi, and Maurizio Tesconi. Rtbust: Exploiting temporal patterns for botnet detection on twitter. In *Proceedings of the 10th ACM conference on web science*, pages 183–192, 2019.
- [75] Joseph McGlynn, Maxim Baryshevtsev, and Zane A Dayton. Misinformation more likely to use non-specific authority references: Twitter analysis of two covid-19 myths. *Harvard Kennedy School Misinformation Review*, 1(3), 2020.
- [76] Jae Min Jung, Kawpong Polyorat, and James J Kellaris. A cultural paradox in authority-based advertising. *International Marketing Review*, 26(6):601–632, 2009.
- [77] Delia Mocanu, Luca Rossi, Qian Zhang, Marton Karsai, and Walter Quattrociocchi. Collective attention in the age of (mis) information. *Computers in Human Behavior*, 51: 1198–1204, 2015.
- [78] Sachin Modgil, Rohit Kumar Singh, Shivam Gupta, and Denis Dennehy. A confirmation bias view on social media induced polarisation during covid-19. *Information Systems Frontiers*, pages 1–25, 2021.
- [79] Sadiq Muhammed T and Saji K Mathew. The disaster of misinformation: a review of research in social media. *International journal of data science and analytics*, 13(4):271–285, 2022.
- [80] Martin Müller, Marcel Salathé, and Per E Kummervold. Covid-twitter-bert: A natural language processing model to analyse covid-19 content on twitter. *Frontiers in Artificial Intelligence*, 6:1023281, 2023.
- [81] Martin N Ndlela. Social media algorithms, bots and elections in africa. *Social media and elections in Africa, Volume 1: Theoretical perspectives and election campaigns*, pages 13–37, 2020.
- [82] Lynnette Hui Xian Ng and Kathleen M Carley. Bot-based emotion behavior differences in images during kashmir black day event. In *International Conference on Social Computing, Behavioral-Cultural Modeling and Prediction and Behavior Representation in Modeling and Simulation*, pages 184–194. Springer, 2021.
- [83] Lynnette Hui Xian Ng and Kathleen M Carley. “the coronavirus is a bioweapon”: classifying coronavirus stories on fact-checking sites. *Computational and Mathematical Organization Theory*, 27(2):179–194, 2021.
- [84] Lynnette Hui Xian Ng and Kathleen M Carley. Pro or anti? a social influence model of online stance flipping. *IEEE Transactions on Network Science and Engineering*, 10(1): 3–19, 2022.
- [85] Lynnette Hui Xian Ng and Kathleen M Carley. Botbuster: Multi-platform bot detection using a mixture of experts. In *Proceedings of the International AAAI Conference on Web and Social Media*, volume 17, pages 686–697, 2023.
- [86] Lynnette Hui Xian Ng and Kathleen M Carley. Deflating the chinese balloon: types of twitter bots in us-china balloon incident. *EPJ Data Science*, 12(1):63, 2023.

- [87] Lynnette Hui Xian Ng and Kathleen M Carley. Assembling a multi-platform ensemble social bot detector with applications to us 2020 elections. *arXiv preprint arXiv:2401.14607*, 2024.
- [88] Lynnette Hui Xian Ng and Iain J Cruickshank. Recruitment promotion via twitter: a network-centric approach of analyzing community engagement using social identity. *Digital Government: Research and Practice*, 4(4):1–17, 2023.
- [89] Lynnette Hui Xian Ng and Jia Yuan Loke. Analyzing public opinion and misinformation in a covid-19 telegram group chat. *IEEE Internet Computing*, 25(2):84–91, 2020.
- [90] Lynnette Hui Xian Ng, Iain J Cruickshank, and Kathleen M Carley. Cross-platform information spread during the january 6th capitol riots. *Social Network Analysis and Mining*, 12(1):133, 2022.
- [91] Lynnette Hui Xian Ng, Dawn C Robertson, and Kathleen M Carley. Stabilizing a supervised bot detection algorithm: How much data is needed for consistent predictions? *Online Social Networks and Media*, 28:100198, 2022.
- [92] Lynnette Hui Xian Ng, Ian Kloo, Samantha Clark, and Kathleen M Carley. An exploratory analysis of covid bot vs human disinformation dissemination stemming from the disinformation dozen on telegram. *Journal of Computational Social Science*, pages 1–26, 2024.
- [93] Lynnette HX Ng and Araz Taeihagh. How does fake news spread? understanding pathways of disinformation spread through apis. *Policy & Internet*, 13(4):560–585, 2021.
- [94] Van-Hoang Nguyen, Kazunari Sugiyama, Preslav Nakov, and Min-Yen Kan. Fang: Leveraging social context for fake news detection using graph representation. In *Proceedings of the 29th ACM international conference on information & knowledge management*, pages 1165–1174, 2020.
- [95] Brandie Nonnecke, Gisela Perez de Acha, Annette Choi, Camille Crittenden, Fernando Ignacio Gutierrez Cortes, Alejandro Martin Del Campo, and Oscar Mario Miranda-Villanueva. Harass, mislead, & polarize: An analysis of twitter political bots’ tactics in targeting the immigration debate before the 2018 us midterm election. *Journal of Information Technology & Politics*, 19(4):423–434, 2022.
- [96] NPR. One of the most influential voices in vaccine misinformation is a doctor. <https://www.npr.org/2021/08/08/1025845675/one-of-the-most-influential-voices-in-vaccine-misinformation-is-a-doctor>, 2021. [Accessed 11-02-2024].
- [97] Arjunil Pathak, Navid Madani, and Kenneth Joseph. A method to analyze multiple social identities in twitter bios. *Proceedings of the ACM on Human-Computer Interaction*, 5(CSCW2):1–35, 2021.
- [98] Marcos Rodrigues Pinto, Yuri Oliveira de Lima, Carlos Eduardo Barbosa, and Jano Moreira de Souza. Towards fact-checking through crowdsourcing. In *2019 IEEE 23rd International Conference on Computer Supported Cooperative Work in Design (CSCWD)*, pages 494–499. IEEE, 2019.
- [99] Nicolas Pröllochs and Stefan Feuerriegel. Mechanisms of true and false rumor sharing in social media: collective intelligence or herd behavior? *Proceedings of the ACM on Human-Computer Interaction*, 7(CSCW2):1–38, 2023.

- [100] Xiaoyan Qiu, Diego FM Oliveira, Alireza Sahami Shirazi, Alessandro Flammini, and Filippo Menczer. Limited individual attention and online virality of low-quality information. *Nature Human Behaviour*, 1(7):1–7, 2017.
- [101] Kimberly B Rogers and Dawn T Robinson. Measuring affect and emotions. *Handbook of the sociology of emotions: Volume II*, pages 283–303, 2014.
- [102] Björn Ross, Laura Pilz, Benjamin Cabrera, Florian Brachten, German Neubaum, and Stefan Stieglitz. Are social bots a real threat? an agent-based model of the spiral of silence to analyse the impact of manipulative actors in social networks. *European Journal of Information Systems*, 28(4):394–412, 2019.
- [103] Mohammed Saeed, Nicolas Traub, Maelle Nicolas, Gianluca Demartini, and Paolo Pappotti. Crowdsourced fact-checking at twitter: How does the crowd compare with experts? In *Proceedings of the 31st ACM International Conference on Information & Knowledge Management*, pages 1736–1746, 2022.
- [104] Ozgur Can Seckin, Aybuke Atalay, Ege Otenen, Umut Duygu, and Onur Varol. Mechanisms driving online vaccine debate during the covid-19 pandemic. *Social Media+ Society*, 10(1):20563051241229657, 2024.
- [105] Gautam Kishore Shahi, Anne Dirkson, and Tim A Majchrzak. An exploratory study of covid-19 misinformation on twitter. *Online social networks and media*, 22:100104, 2021.
- [106] Chengcheng Shao, Giovanni Luca Ciampaglia, Onur Varol, Kai-Cheng Yang, Alessandro Flammini, and Filippo Menczer. The spread of low-credibility content by social bots. *Nature communications*, 9(1):1–9, 2018.
- [107] Carly Silvester. Authority bias. *Decision Making in Emergency Medicine: Biases, Errors and Solutions*, pages 41–46, 2021.
- [108] Laura Slechten, Cédric Courtois, Lennert Coenen, and Bieke Zaman. Adapting the selective exposure perspective to algorithmically governed platforms: The case of google search. *Communication research*, 49(8):1039–1065, 2022.
- [109] Lynn Smith-Lovin, Dawn T Robinson, Bryan C Cannon, Jesse K Clark, Robert Freeland, Jonathan H Morgan, and Kimberly B Rogers. Mean affective ratings of 929 identities, 814 behaviors, and 660 modifiers by university of georgia and duke university undergraduates and by community members in durham, nc, in 2012-2014. *University of Georgia: Distributed at UGA Affect Control Theory Website: <http://research.franklin.uga.edu/act>*, 2016.
- [110] Christine Steinmetz, Homa Rahmat, Nancy Marshall, Kate Bishop, Susan Thompson, Miles Park, Linda Corkery, and Christian Tietz. Liking, tweeting and posting: an analysis of community engagement through social media platforms. *Urban Policy and Research*, 39(1):85–105, 2021.
- [111] Massimo Stella, Emilio Ferrara, and Manlio De Domenico. Bots increase exposure to negative and inflammatory content in online social systems. *Proceedings of the National Academy of Sciences*, 115(49):12435–12440, 2018.
- [112] Qi Su, Mingyu Wan, Xiaoqian Liu, Chu-Ren Huang, et al. Motivations, methods and metrics of misinformation detection: an nlp perspective. *Natural Language Processing Research*, 1(1-2):1–13, 2020.

- [113] Cass Sunstein. *# Republic: Divided democracy in the age of social media*. Princeton university press, 2018.
- [114] Zhaoxuan Tan, Shangbin Feng, Melanie Sclar, Herun Wan, Minnan Luo, Yejin Choi, and Yulia Tsvetkov. Botpercent: Estimating twitter bot populations from groups to crowds. *arXiv preprint arXiv:2302.00381*, 2023.
- [115] Georgios Theocharous, Jennifer Healey, Sridhar Mahadevan, and Michele Saad. Personalizing with human cognitive biases. In *Adjunct Publication of the 27th Conference on User Modeling, Adaptation and Personalization*, pages 13–17, 2019.
- [116] Mallory Trent, Holly Seale, Abrar Ahmad Chughtai, Daniel Salmon, and C Raina MacIntyre. Trust in government, intention to vaccinate and covid-19 vaccine hesitancy: A comparative survey of five large cities in the united states, united kingdom, and australia. *Vaccine*, 40(17):2498–2505, 2022.
- [117] Viorel TUTUI. The propaganda machine in the age of social media. In *Journal of the Seminar of Discursive Logic, Argumentation Theory and Rhetoric*, volume 18, pages 117–138, 2020.
- [118] Amos Tversky and Daniel Kahneman. Judgment under uncertainty: Heuristics and biases: Biases in judgments reveal some heuristics of thinking under uncertainty. *science*, 185(4157):1124–1131, 1974.
- [119] Twitter. Twitter’s Recommendation Algorithm — [blog.twitter.com. https://blog.twitter.com/engineering/en_us/topics/open-source/2023/twitter-recommendation-algorithm](https://blog.twitter.com/engineering/en_us/topics/open-source/2023/twitter-recommendation-algorithm), 2023. [Accessed 19-01-2024].
- [120] Sander Van Der Linden. Misinformation: susceptibility, spread, and interventions to immunize the public. *Nature Medicine*, 28(3):460–467, 2022.
- [121] Onur Varol and Ismail Uluturk. Deception strategies and threats for online discussions. *arXiv preprint arXiv:1906.11371*, 2019.
- [122] Onur Varol, Emilio Ferrara, Clayton Davis, Filippo Menczer, and Alessandro Flammini. Online human-bot interactions: Detection, estimation, and characterization. In *Proceedings of the international AAAI conference on web and social media*, volume 11, pages 280–289, 2017.
- [123] Madalina Vlasceanu, Jacob Goebel, and Alin Coman. The emotion-induced belief-amplification effect. In *CogSci*, 2020.
- [124] Emily K Vraga and Melissa Tully. News literacy, social media behaviors, and skepticism toward information on social media. *Information, Communication & Society*, 24(2):150–166, 2021.
- [125] Emily K Vraga, Leticia Bode, and Melissa Tully. Creating news literacy messages to enhance expert corrections of misinformation on twitter. *Communication Research*, 49(2): 245–267, 2022.
- [126] Anees Wajid, Muhammad Mustafa Raziq, Qazi Mohammed Ahmed, and Mansoor Ahmad. Observing viewers’ self-reported and neurophysiological responses to message appeal in social media advertisements. *Journal of retailing and consumer services*, 59:102373, 2021.

- [127] Tiange Wang, Fengkai Wu, and Richard O Sinnott. A case study in twitter bot identification: Are they still a problem? In *2020 Seventh International Conference on Social Networks Analysis, Management and Security (SNAMS)*, pages 1–8. IEEE, 2020.
- [128] Tianjiao Wang and Rachelle Pavelko. Engaging audience on social media: The persuasive impact of fit between humor and regulatory focus in health messages. *Health Communication*, pages 1–12, 2023.
- [129] Yizhi Wang, Yuwan Dai, Hao Li, and Lili Song. Social media and attitude change: information booming promote or resist persuasion? *Frontiers in Psychology*, 12:596071, 2021.
- [130] Apurva Wani, Isha Joshi, Snehal Khandve, Vedangi Wagh, and Raviraj Joshi. Evaluating deep learning approaches for covid19 fake news detection. In *Combating Online Hostile Posts in Regional Languages during Emergency Situation: First International Workshop, CONSTRAINT 2021, Collocated with AAAI 2021, Virtual Event, February 8, 2021, Revised Selected Papers 1*, pages 153–163. Springer, 2021.
- [131] Claire Wardle. Understanding Information disorder - First Draft — firstdraftnews.org. <https://firstdraftnews.org/long-form-article/understanding-information-disorder/>, 2020. [Accessed 05-03-2024].
- [132] Dominik Wawrzuta, Mariusz Jaworski, Joanna Gotlib, and Mariusz Panczyk. Characteristics of antivaccine messages on social media: systematic review. *Journal of Medical Internet Research*, 23(6):e24564, 2021.
- [133] Wentao Xu and Kazutoshi Sasahara. Characterizing the roles of bots on twitter during the covid-19 infodemic. *Journal of computational social science*, 5(1):591–609, 2022.
- [134] Diyi Yang, Jiaao Chen, Zichao Yang, Dan Jurafsky, and Eduard Hovy. Let’s make your request more persuasive: Modeling persuasive strategies via semi-supervised neural nets on crowdfunding platforms. In *Proceedings of the 2019 Conference of the North American Chapter of the Association for Computational Linguistics: Human Language Technologies, Volume 1 (Long and Short Papers)*, pages 3620–3630, 2019.
- [135] Kai-Cheng Yang, Onur Varol, Clayton A Davis, Emilio Ferrara, Alessandro Flammini, and Filippo Menczer. Arming the public with artificial intelligence to counter social bots. *Human Behavior and Emerging Technologies*, 1(1):48–61, 2019.
- [136] Kai-Cheng Yang, Onur Varol, Pik-Mai Hui, and Filippo Menczer. Scalable and generalizable social bot detection through data selection. In *Proceedings of the AAAI conference on artificial intelligence*, volume 34, pages 1096–1103, 2020.
- [137] Xiaoyi Yuan, Ross J Schuchard, and Andrew T Crooks. Examining emergent communities and social bots within the polarized online vaccination debate in twitter. *Social media+ society*, 5(3):2056305119865465, 2019.
- [138] Xinyang Zhang, Yury Malkov, Omar Florez, Serim Park, Brian McWilliams, Jiawei Han, and Ahmed El-Kishky. Twihin-bert: A socially-enriched pre-trained language model for multilingual tweet representations at twitter. In *Proceedings of the 29th ACM SIGKDD conference on knowledge discovery and data mining*, pages 5597–5607, 2023.

- [139] Haiping Zhao, Shaoxiong Fu, and Xiaoyu Chen. Promoting users' intention to share online health articles on social media: The role of confirmation bias. *Information Processing & Management*, 57(6):102354, 2020.
- [140] Honglin Zheng, Tianlang Chen, Quanzeng You, and Jiebo Luo. When saliency meets sentiment: Understanding how image content invokes emotion and sentiment. In *2017 IEEE international conference on image processing (ICIP)*, pages 630–634. IEEE, 2017.

11 Supplementary Information

11.1 Definitions of Biases

The human biases identified are grouped into three categories: Judgment by Representativeness, Judgment by Availability, Judgment by Anchoring, and Judgment by Emotions. The grouping and the description of the biases are listed in Table 4.

Judgment by Representativeness	The similarity between two groups represent the degree which one is representative of the other
Homophily Bias	Increased acceptance of a message if it is shared to the same community
Authority Bias	Perception that message is credible if it is from reputable sources
Judgment by Availability	An event is judged likely if it is easy to imagine or memorable
Availability Cascade	Collective belief gains more plausibility through increased repetition
Illusory Truth Effect	Tendency to believe in a story more easily when it is repeated multiple times
Affect Bias	Emotions rather than information have a disproportionate effect on judgment
Negativity Bias	Higher belief in negative than positive news
Judgment by Anchoring	Where an anchor is used as an approximation towards the judgment
Cognitive Dissonance	Tendency to avoid having conflicting beliefs and attitudes
Confirmation Bias	Favor information that conforms and strengthen prior beliefs

Table 4: **Judgment Heuristics and Biases.** The mapping of judgment heuristics to biases, and the explanation of each.

11.2 Data

This appendix explains the data collection and filtering process. We collected a COVID-19 Dataset from Twitter, extracted misinformation tweets by comparing the tweets to an Annotated Misinformation Dataset, then labeled tweets by bot/human users using a bot detection algorithm. This forms the Misinfo Dataset that we use for downstream analysis. Although Twitter had recently renamed to X, we use the term “Twitter” to refer to the platform we collected the data, for we collected it when it is named as Twitter.

11.2.1 COVID-19 Dataset Collection

This study collected data from Twitter using the Twitter Developer API V1. An API (Application Programming Interface) is a connection to the social media platform that enables researchers to collect data or upload information. We used the API to collect a stream of data related to the vaccination production during the 2020 coronavirus pandemic for the first week of each month ranging from July 2020 to July 2021. The choice of the first week is to enable efficient compute and analysis of data. This dataset is termed as the COVID-19 Dataset.

The set of keywords used to collect the data are: COVID-19, coronavirus, wuhan virus, wuhanvirus, 2019nCoV, NCoV, vaccine, vax, vaccination. We use the streaming function of the API, which returns a 1% sample of tweets that contains any one of the keywords.

Label	Data Points (%)
ambiguous	3.47
commercial promotion	0.90
conspiracy	22.43
correction/calling out	32.3
fake cure	3.42
fake fact	7.79
fake treatment	3.47
false public health responses	0.07
irrelevant	3.18
news	2.31
politics	12.43
true fact	4.25
true public health responses	3.96

Table 5: **Distribution of Labels in Misinformation Dataset.** The most common type of misinformation tweet is the conspiracy tweet, followed by fake fact.

11.2.2 Misinformation Dataset Properties

The Annotated Misinfo Dataset used in this study has been manually annotated for categories of misinformation in a previous study[83]. In that study, this dataset was used in previous studies that demonstrated the success of a BERT-based model in classifying conspiracy theories and that bots were more prevalent in spreading conspiracies [1]. It was also used in a study that sourced for misinformation on Twitter using fact-checking websites like Poynter to determine the credibility of the tweet.

The misinformation dataset has been annotated for the following categories: ambiguous, commercial promotion, conspiracy, correction/ calling out, fake cure, fake fact, fake treatment, false public health responses, news, irrelevant to coronavirus, politics, true fact and true public health responses. In total, the dataset we obtained has 4572 annotated tweets. Table 5 shows the distribution of labels in the Annotated Misinformation Dataset used.

Examples of Tweets from Misinformation Dataset Some examples of tweets from the misinformation dataset are listed in Table 6.

Example of Misinformation Tweets by Bots Some examples of tweets from the misinformation dataset are listed in Table 7.

11.3 Measurement of Presence of Human Biases

11.3.1 Descriptive statistics of metrics

Table 8 shows the mean and standard deviation of metrics across the Misinfo Dataset which are used for the quantitative determination of the presence of triggers of biases. We use these statistics to determine the thresholds of the metrics for our quantitative evaluation of the biases, in which the thresholds are the ceiling values of the mean.

Category	Example Tweet
Ambiguous	precaution is all just spring cleaning on steroids i have a good feeling that malaria and covid19 are the same. how do i know? i just know
Commercial promotion	my factory manufacture oem disinfectant for covid19 immune protection essential oil blend, 10ml rollerball, free shipping
Conspiracy	this is too perfect a bioweapon to have occurred naturally the liberals controlled msm and has created the hysteria around the coronavirus which was almost certainly created as bioweapon
Correction/ calling out	no, lime juice wont immunize you. some people wrongly seem to think corona beer is related to the coronavirus health experts say there is no evidence vitamin d is effective in preventing novel infection
Fake cure	we need to get the word out about all these three hydroxychloroquine antibiotics and zic for the cure to covid hydroxychloroquine is the cure the government is trying to hide with vaccine
Fake fact	if you mix 50 bleach & 50 water & dip a cleaning cloth or paper towel into it it's just as good as an anti micro for covid
Fake treatment	sesame oil kills the new coronavirus anyone dealing with covid highly recommend a tea made of ginger garlic red onion lemon cinnamon amp honey helps the immune system
False public health responses	italy allows malaria and hiv drugs for covid19 treatment earlier this week india had sent to israel a 5 tonne cargo of medicines including anti malarial drug
Irrelevant	I am not downplaying the coronavirus but life goes on... we spent the entire weekend at soccer games
News	health authorities have identified a new behind the death of one man and dozens of others italy recorded its most deahts from the coronavirus in a single day. more proof it is now the hardest hit place on earth
Politics	the coronavirus is a hoax created by the democrats simply to make me look like an incompetent idiot there wasn't covid when obama was president
True fact	the coronavirus is spreading more globally stay safe take care of your hygiene the best way to prevent the coronavirus particularly from spreading is by gt strict quarantine
True public health responses	china completes hospital in wuhan in 10 days with a second hospital almost finished saudi closes schools universities because of coronavirus

Table 6: Example Tweets from Misinformation Dataset

Category	Example Tweet
Conspiracy	This doctor shows evidence of how our governments are using COVID & the subsequent vaccine as a genocidal weapon to kill us
Fake cure	salt solution can cure covid19
Fake fact	Russia says no to booze after vaccine shot!! Man paralyzed after covid vaccine
Fake treatment	Immediately add immunity-building/anti-inflammatory/anti-viral garlic/Vitamin D3 to the treatment mix! Garlic cuts colds by 50% (COVID-19 is a form of a cold) &; per the Israelis, 2000-5000 IUs of daily D3 cuts COVID+ cases 50% also. Many people are stuck on vaccines/I'm 4 FOODS!
False public health responses	The purpose of 'track & trace' is for governments to use the manufactured 'Corona crisis' to install Orwellian Police State controls. The same with the fake 'Corona vaccines' - which are not 'vaccines' at all. Take them - or you will be unable to fly, etc.

Table 7: **Example Tweets from Bot Misinformation Dataset**

Metric	Bots			Humans		
	Mean	Median	Std Dev.	Mean	Median	Std Dev.
Number of Favorites per tweet	26.64	4.00	3036.38	0.34	0.00	140.54
Number of Quotes per tweets	1.32	0.00	250.02	0.03	0.00	10.74
Number of Retweets per tweet	8.65	3.00	603.91	0.97	0.00	43.18
Number of Replies per tweet	2.29	0.00	143.48	0.02	0.00	9.42
Number of emotion words per tweet	2.01	2.00	0.82	0.46	0.00	0.83
Number of negative words per tweet	1.20	1.00	0.53	0.02	0.00	0.20
Average number of tweets per user	10.04	5.00	17.33	6.40	4.00	9.34
Average number of retweets per user	7.04	4.00	14.88	4.02	3.00	5.23
Average number of engagement per tweet	38.91	3.00	3927.65	1.37	0.00	182.45

Table 8: **Descriptive Statistics of Metrics in the Misinfo Dataset**

11.4 Validation

We validated the presence of triggers of human biases in tweets using expert annotation of two annotators. A third annotator was recruited to break any disagreements, resulting in the final labels. For this annotation task, we selected a random sample of tweets from the Bot Misinfo Dataset, because those tweets have a higher representation of triggers of biases. Table 9 reflects the agreement percentage of the annotators and the accuracy scores of the computational algorithms of the Bot Misinfo Dataset when compared with the annotations.

References

- [1] JD Moffitt, Catherine King, and Kathleen M Carley. Hunting conspiracy theories during the covid-19 pandemic. *Social Media+ Society*, 7(3):20563051211043212, 2021.

Bias	Number of tweets by computation (%)	Accuracy (%)	Inter-annotator agreement
Homophily Bias	0.15	50.00	98.88
Authority Bias	0.06	2.10	60.02
Affect/ Negativity Bias	22.43	54.07	69.00
Illusory Truth Effect	7.06	66.67	97.48
Availability Bias	62.08	82.93	67.46
Cognitive Dissonance	34.41	-	-
Confirmation Bias	19.21	47.44	32.54
Average	-	43.54	71.89

Table 9: **Annotation Statistics.** Number of Bot tweets output from the quantitative heuristic of the prevalence of bias triggers. Accuracy (%) denotes the proportion of annotated tweets (n=800) that our computational algorithm matched the human annotation. Inter-annotator agreement represents the proportion of tweets the first two two annotators agreed upon.