

DCA-Bench: A Benchmark for Dataset Curation Agents

Benhao Huang
benhaoh@andrew.cmu.edu
Carnegie Mellon University
Pittsburgh, Pennsylvania, USA

Yingzhuo Yu
University of Illinois
Urbana-Champaign
Champaign, Illinois, USA
yy56@illinois.edu

Jin Huang
University of Michigan - Ann Arbor
Ann Arbor, Michigan, USA
huangjin@umich.edu

Xingjian Zhang
University of Michigan - Ann Arbor
Ann Arbor, Michigan, USA
jimmyzsj@umich.edu

Jiaqi W. Ma
University of Illinois
Urbana-Champaign
Champaign, Illinois, USA
jiaqima@illinois.edu

Abstract

The quality of datasets plays an increasingly crucial role in the research and development of modern artificial intelligence (AI). Despite the proliferation of open dataset platforms nowadays, data quality issues, such as incomplete documentation, inaccurate labels, ethical concerns, and outdated information, remain common in widely used datasets. Furthermore, these issues are often subtle and difficult to be detected by rule-based scripts, therefore requiring identification and verification by dataset users or maintainers—a process that is both time-consuming and prone to human mistakes. With the surging ability of large language models (LLM), it's promising to streamline the discovery of hidden dataset issues with LLM agents. To achieve this, one significant challenge is enabling LLM agents to detect issues in the wild rather than simply fixing known ones. In this work, we establish a benchmark to measure LLM agent's ability to tackle this challenge. We carefully curate 221 real-world test cases from eight popular dataset platforms and propose an automatic evaluation framework using GPT-4o. Our proposed framework shows strong empirical alignment with expert evaluations, validated through extensive comparisons with human annotations. Without any hints, most competitive Curator agent can only reveal ~30% of the data quality issues in the proposed dataset, highlighting the complexity of this task and indicating that applying LLM agents to real-world dataset curation still requires further in-depth exploration and innovation. The data and code are available at <https://github.com/TRAIS-Lab/dca-bench>.

CCS Concepts

• **General and reference** → **General conference proceedings**;
• **Software and its engineering** → **Software creation and management**; • **Computing methodologies** → **Artificial intelligence**; • **Information systems** → **Data management systems**.

Keywords

Dataset Curation; Large Language Models; Automatic Evaluation



This work is licensed under a Creative Commons Attribution 4.0 International License.
KDD '25, Toronto, ON, Canada

© 2025 Copyright held by the owner/author(s).

ACM ISBN 979-8-4007-1454-2/2025/08

<https://doi.org/10.1145/3711896.3737422>

ACM Reference Format:

Benhao Huang, Yingzhuo Yu, Jin Huang, Xingjian Zhang, and Jiaqi W. Ma. 2025. DCA-Bench: A Benchmark for Dataset Curation Agents. In *Proceedings of the 31st ACM SIGKDD Conference on Knowledge Discovery and Data Mining V.2 (KDD '25)*, August 3–7, 2025, Toronto, ON, Canada. ACM, New York, NY, USA, 24 pages. <https://doi.org/10.1145/3711896.3737422>

1 Introduction

High-quality datasets have become increasingly crucial for advancing artificial intelligence (AI) [36, 41]. Open dataset platforms, such as Hugging Face [49] and BIG-Bench [71], have substantially accelerated AI research and development by facilitating community contributions. However, community-contributed datasets often encounter subtle data quality issues, including insufficient documentation [83], inaccurate annotations [43], and ethical concerns [25].

There have been existing efforts on standardizing dataset management practices [23, 25, 76] and developing dataset curation toolkits and systems [28, 56]. However, these toolkits and systems often rely heavily on rule-based scripts, which lack the necessary flexibility to detect the aforementioned subtle data quality issues. Consequently, existing techniques remain insufficient to address the complex challenge of automatically curating datasets at scale on open dataset platforms, where we still primarily rely on dataset users or platform maintainers as **dataset curators** to identify data quality issues.

Recent advancement of large language models (LLMs) has led to promising development of LLM agents for real-world software engineering problems [38]. For certain issues in software development, LLM agents have been shown to be capable of autonomously generating proper code to fix them [58, 72]. Given this development, we envision that LLM agents could become an effective technique for building autonomous dataset curation systems.

However, there is still a significant gap between the need of dataset curation and the state-of-the-art LLM agents for software engineering. Specifically, existing studies primarily focus on developing agents that solve identified and well-defined issues, while dataset curation requires one to discover hidden issues in the community-contributed datasets—a distinct capability different from problem-solving [37, 79] and remaining under-explored.

In response to these challenges, we introduce the Dataset Curation Agents Benchmark (DCA-Bench) as an initial step towards

Instances in DCA-Benchmark

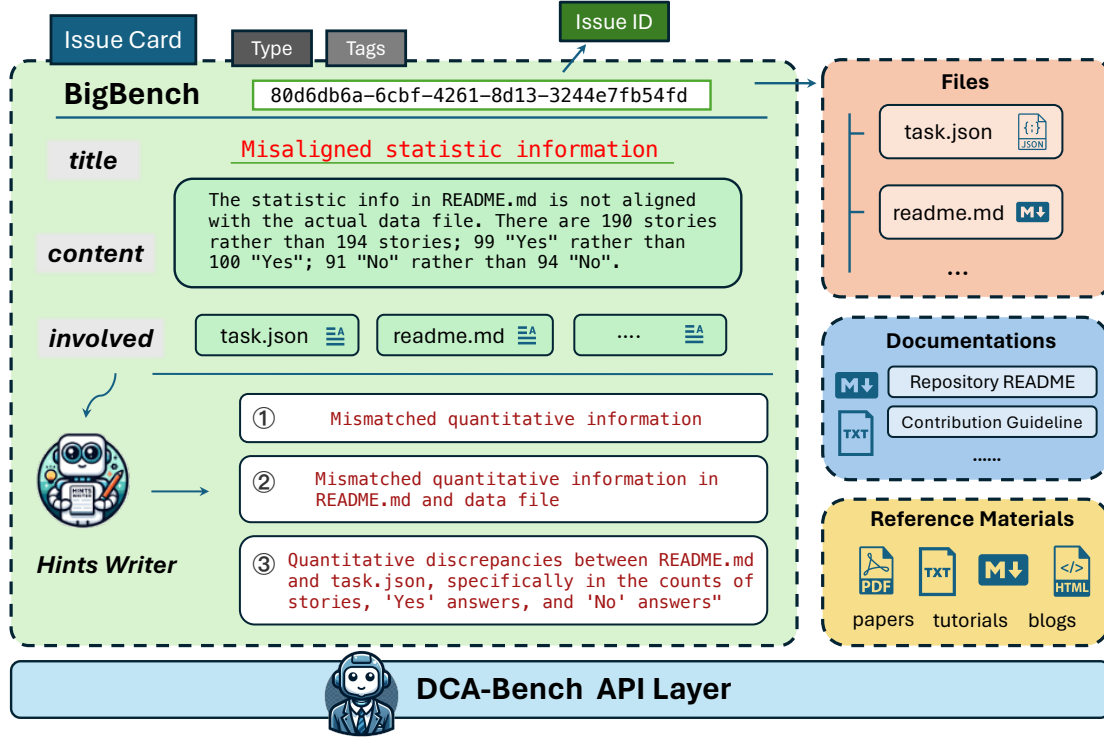


Figure 1: Illustration of instances in DCA-Bench. The Issue Card displays a specific test case, including metadata such as Issue ID, source platform (e.g., BIG-Bench), type, associated tags, and hints. Relevant dataset files can be found using the Issue ID. Furthermore, DCA-Bench incorporates documentation from the dataset platform along with additional reference materials related to dataset curation and quality. We provide a convenient API to access data of each test case as well as reference materials. The Curator is asked to detect the issues in files by describing the issue context and pinpointing the location in the file where issues occur. The elements labeled *title*, *content*, and *involved* serve as ground truth for evaluating the Curator’s performance and are hidden from the Curator during testing.

achieving autonomous dataset curation. Fig.1 illustrates the instance structure in DCA-Bench. Specifically, DCA-Bench aims to provide a comprehensive benchmark for evaluating LLM agents’ capability to discover data quality issues across online dataset platforms, the first step of the curation pipeline. Henceforth, we will consistently refer to such an LLM agent as a “**Curator**” to highlight its role in this task. A well-performed Curator can detect and locate existing issues, which is critical for a follow-up fix by human maintainers or other LLM agents.

Rather than defining the data quality issue beforehand, we adopt a bottom-up methodology for issue collections and classifications. Specifically, we collect 221 diverse and representative data quality issues from 8 online dataset platforms, covering a broad spectrum of problems such as data errors, documentation issues, file discrepancies, and legal/ethical risks. These issues are further categorized into 4 types and detailed with 18 tags, reflecting their varied content and complexity. The main features of DCA-Bench include:

- **Real-world Cases with Minimal Simplification:** All test cases of DCA-Bench have references to real-world sources,

allowing benchmark users to better understand them in the wild. To test the Curator’s ability under the complex real-world environment, each test case in DCA-Bench not only contains those flawed ones, but also files that without known issues.

- **Multiple Difficulty Levels:** DCA-Bench provides four levels of hints for each test case in the benchmark. From a higher level hint, the Curator gains more information about the content and location of the issue. The motivation is to make the task more achievable and also gauge the information required for the Curator to detect these issues.
- **Accurate Automatic Evaluation:** Unlike traditional machine learning tasks, the task of dataset curation does not have labels that can be directly evaluated by scripts. Human-level efforts are required to rate the performance of the Curator, which is not scalable. Therefore, we develop an automatic and accurate evaluation scheme using LLMs to replace human annotators.

In addition to the benchmark, we implement several straightforward baseline Curators for this task, including recent Open AI models [60, 63], Deepseek R1 [14] and V3 [15], and Meta Llama3.3-70B-Instruct [2]. The most competitive baselines only succeeds in detecting $\sim 29.86\%$ issues without hints and 78.28% when given the most specific hint, demonstrating the difficulty of this benchmark.

We believe DCA-Bench will serve as a foundational initial step towards developing a fully autonomous and powerful dataset curation system, further enhancing the quality of community-contributed open datasets. This benchmark can also serve as a testbed for evaluating LLMs’ capability of problem discovery in addition to problem-solving, which is a critical area that has been under-explored.

We organize this paper as follows: In Section 5, we introduce the background of the dataset curation problem and existing literature. In Section 2, we go through an overview of the composition of DCA-Bench, the construction process, task definition, and the automatic evaluation framework. In Section 3, we carry out experiments to validate the reliability of our automatic evaluation scheme and discuss preliminary testing results of baseline Curators on DCA-Bench.

2 The Dataset Curation Agent Benchmark

In this section, we start with an overview of the proposed DCA-Bench in Section 2.1. Next, we introduce the benchmark construction process in Section 2.2 and give a detailed task definition in Section 2.3. Finally, Section 2.4 presents our evaluation framework.

2.1 Dataset Overview

The dataset assets provided in DCA-Bench consist of test cases and reference resources. Tab. 1 shows basic statistics of test cases. Each test case typically contains multiple files, designed to create a minimal environment for uncovering hidden data quality issues. We classify these test cases into four categories based on the number of files included and number of hidden issues in a test case. Additionally, we assign 18 descriptive tags to further label the cases, such as “data-problem”, “document-problem”, “infrastructure-problem”, and “ethical/legal-risk”. Furthermore, DCA-Bench provides reference resources, including related documentation and external materials such as dataset curation tutorials, to help users enhance Curator performance using methods like RAG [48].

2.2 Test Case Construction

The test cases in DCA-Bench are collected from the real issues reported by users or maintainers of eight dataset platforms, including Hugging Face Dataset [49], BIG-Bench [71], Kaggle [40], OpenML [73], TensorFlow Dataset [1], Open-Data-Registry [5], Five-Thirty-Eight [22], and Graph Learning Benchmark (GLI) [54]. The construction of the test cases of the DCA-Bench involved the following two stages.

Issue Collection and Preprocessing. At this stage, we select and preprocess relevant and manageable data quality issues with the following steps:

- (1) **Selection of Dataset Platforms and Issues:** We focus on dataset platforms where users and maintainers can interact. For example, there is a “Discussion” section in each Kaggle

Table 1: Basic statistics of DCA-Bench. #Token is calculated using the tiktoken package to tokenize the file content. Non-text files are skipped. See Appendix E.2 for a detailed calculating procedure. For tag-level statistics, each test case can contain more than one tag. The definitions of types, tags and detailed statistics are provided in Appendix A.2, along with examples in Appendix A.2.

| Statistic | | Number |
|--------------|--------------------------|--------------------|
| Sample-Level | #Samples | 221 |
| | Avg. #Files/Sample | 2.13 |
| | Avg. #Tokens/Sample | 3.58×10^6 |
| Type-Level | Single-Issue Single-File | 61 |
| | Single-Issue Multi-File | 100 |
| | Multi-Issue Single-File | 14 |
| | Multi-Issue Multi-File | 46 |
| Tag-Level | data-problem | 197 |
| | document-problem | 83 |
| | infrastructure-problem | 19 |
| | ethical/legal-risk | 10 |

Table 2: The number of tags in DCA-Bench. Note that the sum of the sub-category might not equal the parent category. For instance, if there’s an ethical or legal risk identified in a dataset document, it should be tagged as [“document-problem”, “ethical/legal-risk”], without including any sub-categories of “document-problem” that are not relevant.

| Category | Number | Sub-category | Number |
|------------------------|--------|---------------------|--------|
| typo | 18 | — | — |
| wrong-format | 14 | — | — |
| inappropriate-file | 4 | — | — |
| ethical/legal-risk | 10 | — | — |
| internal-discrepancy | 21 | — | — |
| cross-file-discrepancy | 44 | — | — |
| data-problem | 197 | wrong-value | 71 |
| | | missing-value | 15 |
| | | data-leakage | 2 |
| | | apparent-corruption | 40 |
| | | hidden-corruption | 59 |
| document-problem | 83 | wrong-info | 27 |
| | | insufficient-info | 52 |
| infrastructure-problem | 19 | data-access | 4 |
| | | script-code | 15 |

dataset for discussing dataset-related issues, which helps collect meaningful data quality issues. We then manually collect data quality issues from these discussions. Please refer to A.3 for more details about the choice of platforms and case selections.

- (2) **Issue Filtering and Modification:** We prioritize the issues that have received feedback from dataset maintainers. Otherwise, we manually verify the problems mentioned in the issues to ensure their validity. We exclude issues that are not directly related to dataset files uploaded by contributors (e.g., issues about Tensorflow or Hugging Face data loading APIs). For issues involving multiple sub-issues or file sizes over 512MB, we either discard them or split them into manageable sub-cases with adjustments.
- (3) **File Downloading:** After gathering candidate issues, we download the dataset files from the version before the problems are fixed. In order to simulate real-world scenarios, the dataset files included in each test case are not limited to those involving issues.

Hints Generation. Asking Curators to discover hidden issues from raw dataset files can be very challenging. To make it more manageable and test the Curators' capability in finer granularity, we generate different levels of hints to help the Curators locate the hidden issues. We apply GPT-4 with carefully designed prompts¹ to generate three levels of hints for each test case, in addition to the no-hint setting:

- h_0 : No hint provided. In this case, the Curator is required to detect the issue fully on its own.
- h_1 : General description of the issue, without any specific details or hints on the location.
- h_2 : Information about which files are involved in the issue, in addition to information from h_1 .
- h_3 : Partial contextual information about the issue, in addition to information from h_2 .

After generating the hints, we manually double-check the hints and make necessary modifications to ensure that the generated hints follow the guidelines above.

2.3 Benchmark API

After gathering test cases and related information from dataset platforms, as well as generating multi-level hints, we proceed to develop the benchmark API, which encapsulates the inputs to the Curator and the Evaluator, adhering to the *Task I/O* paradigm as illustrated in Fig.2.

In this framework, the **Curator** receives following from benchmark API: (i) dataset files with hidden issues, (ii) hints on the issues, and (iii) optional dataset documentation and reference materials. It is then asked to identify, describe, and provide contextual evidence for these issues. The Curator is allowed to use any strategy and tools to process provided dataset files and find the issue, e.g., flattening the file contents and feeding them to the Curator, applying RAG technology, using a code interpreter to write and execute programs, or combining multiple strategies together.

The **Evaluator** then compares the outputs from the Curator with the label provided by the benchmark API to rate the performance of the Curator. The performance of the Curator is then classified into three levels: *fail*, *success*, and *success⁺*, which we introduce in the following section.

¹See Appendix B.8 for prompts used for the Hint Writer.

2.4 Evaluation Pipeline

We now discuss the motivation and design of our evaluation pipeline. We evaluate the Curators in terms of the following two aspects: (i) whether the Curators accurately identify the issues, and (ii) whether the Curators provide necessary contextual evidence about the issue. We accordingly categorize the performance of the Curator into three levels:

- *fail*: The Curator fails to discover any issues, only identifies irrelevant issues, or acknowledges the issue but offers completely wrong contextual evidence.
- *success*: The Curator identifies the annotated issue and provides at least one correct piece of contextual evidence.
- *success⁺*: The Curator correctly identifies all issues and provides all necessary contextual evidence.

Note that this evaluation process has several intrinsic challenges. Firstly, due to the nuanced nature of text generation, different Curator outputs can refer to the same issue, while similar Curator outputs may also point to different issues. Fixed keyword [33] or rule-based code tests [38] are often insufficient to distinguish the nuances. Additionally, Curators may be able to identify the issues using only a portion of the contextual evidence annotated in the test case, which means that evaluation protocols requiring the inclusion of all the annotated contextual evidence can be overly stringent. While human experts can easily capture such nuances and properly evaluate the Curator performance, human evaluation is too expensive for a benchmark in practice. Recognizing that evaluating the Curator's performance is easier than building the Curator agent, we propose an automatic evaluation pipeline where LLMs are leveraged to serve as the Evaluator.

We explored several prompting strategies using a few samples of human-annotated outcomes on a handful of issues and ended up with the following prompt design, which asks the LLMs to rate the Curator outputs in terms of a few criteria, and then aggregate these ratings to obtain an overall score for the Curator performance. The criteria we have in the Evaluator prompt are listed as follows:

- *Precise Contextual Evidence*: This criterion evaluates whether the Curator has detected and described the issue while providing accurate contextual evidence. The Curator should receive a low rating if it identifies the issue but fails to locate the correct context. A medium or high rating is justified only if the Curator identifies the issue and accurately pinpoints where it arises.
- *Detailed Issue Analysis*: This criterion examines whether the Curator's response extends beyond the mere repetition of provided hints, indicating a profound understanding of the issue.
- *Relevance of Reasoning*: This criterion ensures the Curator's logical reasoning is directly pertinent to the addressed problem rather than being generic or irrelevant.

For each test case, the Evaluator receives the Curator's output along with the hints and the ground truth annotations about the issues in the test case. Then, the Evaluator is asked to rate the Curator's performance for each criterion with a real number from 0 to 1. The final score is a weighted sum of the three ratings, with weights of 0.85, 0.15, and 0.05, reflecting their respective importance. The

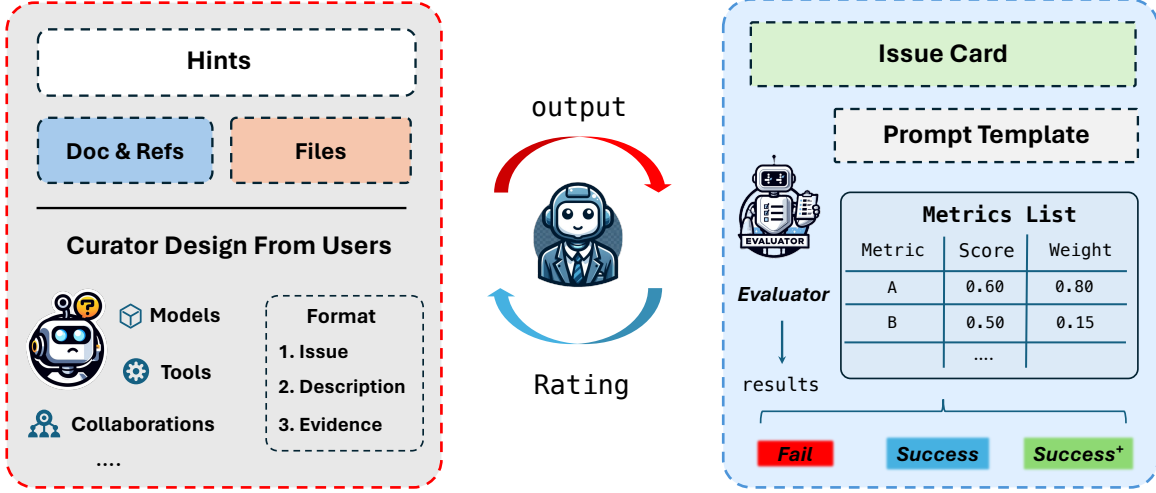


Figure 2: The Task I/O of DCA-Bench. For each test case, the input for the Curator includes dataset files and hints, with reference materials and platform documentation being optional. The Curator is then required to provide a description of the issue and corresponding contextual evidence. The label of the test case includes the issue title, content, the involved file names, and corresponding contextual evidence. Given the output from the Curator and the label, the Evaluator is then asked to rate the performance of the Curator.

Evaluator then categorizes the Curator’s performance according to defined thresholds on the final score².

While it’s natural to ask LLMs to directly classify the Curators’ performance into fail, success, success⁺, this strategy is poorly aligned with the annotation of human experts as we tested. In addition to common prompt methods (e.g., COT [78], role-playing [46], delimiter [65]), we believe more prompt engineering is needed to improve the performance of the Evaluator, and here is our design:

We chose to have the Evaluator rate on specific metrics because this strategy allows for iterative refinement of the prompt by adjusting the weight and threshold of each metric. This approach decreases uncertainty by introducing fixed numerical comparisons, which provides a clearer direction for tuning, as opposed to relying solely on textual standards, which can be more ambiguous.

In designing the Evaluator’s prompt, we started by selecting a small subset of human-labeled samples. We began with an initial weight distribution of (0.7, 0.2, 0.1) to reflect the relative importance of each metric in Section 2.4. The high initial weight for "Precise Contextual Evidence" was chosen to align with our focus on whether the Curator identifies annotated issues by providing contextual evidence, as discussed in Section 2.4. We then fine-tuned these weights using the selected subset to better align the Evaluator’s prompt with human judgments.

The motivation behind this design is to make iterative refinement of prompts more effective. Developing a good prompt requires testing it on a subset of human-labeled issues with corresponding outcomes from Curators and then making adjustments based on the outcomes. Unlike the model training process, which benefits from clear gradients and systematic optimization, tuning text prompts is often an empirical process necessitating numerous trials without

the guarantee of improvement in its performance. Employing numerical weights and thresholds could enable us to tune the prompt more fine-grained, only changing the weights or threshold based on the results, which share similarities with linear regression, resulting in a more efficient prompt tuning process and better performance. By "training" on a this human-labeled subset, we finalized weights in the prompt as 0.85, 0.15, and 0.05.

To enhance the accuracy of the evaluation, a simplified voting strategy [74] was implemented to mitigate the influence of randomness. The strategy comprises three rounds of voting. In the first round, we collect results from n Evaluators. If a consensus is reached, the decision is made with the consensus; however, if there is no consensus, we conduct another round of voting within m Evaluators, and apply a majority vote to make the decision. In the event of a tie, additional votes will be conducted one by one until a definitive majority vote is determined. In practice, m and n are both set to 2.

The testing results of the Evaluator on larger scale samples are displayed in Section 3.1, demonstrating its reliable performance. Notably, we collect annotated test data for the Evaluator *after* we have finalized the prompt design for our Evaluator. Therefore, we believe the proposed prompt design of our Evaluator can generalize across different Curators and issues in the DCA-Bench.

3 Experiments

In this section, we first assess the performance of the Evaluator, demonstrating its strong alignment with human annotations, along with its robustness and negligible bias. We then utilize this Evaluator to evaluate baseline Curators on DCA-Bench and further analyze the results.

²More details about the settings of weights and thresholds are provided in Appendix B.1.

3.1 Validation of the Evaluator

3.1.1 High Alignment with Human. To verify the effectiveness of the proposed agent Evaluator, we conduct a comparative analysis against human annotations. We randomly select 23 test cases for each of the four hint levels, resulting in a total of 92 (issue, hint) pairs. Using these pairs, we collect the outputs of a baseline Curator agent, which is based on the OpenAI Assistant API with GPT-4-0125-preview equipped with the Code Interpreter tool³, on each of the 92 pairs. The Evaluator and human annotators then rate the Curator outputs independently. To develop a reliable and cost-efficient Evaluator, we test following different models as backends: GPT-4o-2024-11-20, GPT-4o-2025-05-13 [60], o3-mini-2025-01-31 [64], GPT-4-0125-preview [63], GPT-3.5-Turbo [61], Llama3.3-70B-Instruct [2], Llama3-70B-Instruct[18], Deepseek-R1 [14], and Deepseek-V3 [15]. Details for setting up those Evaluators are included in Appendix B.2. Human annotators follow a structured codebook⁴ to ensure rating consistency. Finally, we compare the Evaluator’s ratings with human annotations (ground truth) using a binary classification scheme: fail versus succ (where succ combines both success and success⁺). Additional results based on a three-class classification scheme (fail, success, and success⁺) are provided in Appendix B.5.

As shown in Tab. 3, Evaluators using all backend models achieve high recall scores, indicating that they rarely misclassify succ as fail. However, weaker models such as GPT-3.5-Turbo and Llama-3-70B-Instruct frequently misclassify fail as succ, as reflected in their relatively low precision scores.

Overall, Evaluators with the GPT-4o-2024-11-20 and GPT-4-0125-preview backends exhibit strong alignment with human annotations, suggesting that they can serve as reliable proxies for human evaluations in our benchmark. Other models, such as DeepSeek-R1 and DeepSeek-V3, demonstrate good performance, though a noticeable gap remains compared to the top two models.

3.1.2 Consistent Evaluation. To assess the consistency of ratings generated by our prompting and voting strategy, we conducted three independent evaluations using two Evaluators powered by GPT-4-0125-preview and GPT-4o-2024-11-20. Each Evaluator rated the same outputs produced by the GPT-4-0125-preview Curator on a subset of DCA-Bench (92 data-hint combinations). The results show high stability, with a standard deviation of $\pm 0.89\%$ for GPT-4-0125-preview and $\pm 0.51\%$ for GPT-4o-2024-11-20. Detailed numerical results are provided in Tab. 7 in the Appendix.

3.1.3 Negligible Self-Preference and Length Bias. To ensure the fairness of our evaluation strategy, we further examine two common biases that often arise when using LLMs as evaluators: self-preference bias and length bias. Through a thorough analysis, we find that our evaluation strategy remains robust against both biases.

Self-Preference Bias: We first assess under such designs, whether the Evaluator favors Curators that use the same model as their backend. Using GPT-3.5-Turbo and GPT-4-0125-preview as both Curators and Evaluators, we compute the **Average Odds Difference (AOD)** [55], a fairness metric measuring disparities in true and false positive rates. The results indicate an AOD of 6.09 (± 1.72)% for GPT-3.5-Turbo and 5.31 (± 2.76)% for GPT-4-0125-preview, both

well within the fairness threshold of 10%. Furthermore, GPT-4-0125-preview Evaluator aligns closely with human annotations across multiple evaluation metrics, confirming the negligible impact of self-preference bias.

Length Bias: To test whether response length influences evaluation outcomes, we modify Curator responses to be more verbose or succinct while preserving content. Experiments using GPT-3.5-Turbo-0125 and GPT-4o-mini-0718 show minimal differences in accuracy across different lengths (at most $\approx 1\%$ variation), indicating that response length does not significantly affect evaluations.

These findings confirm that our LLM Evaluator maintains fairness with negligible self-preference and length bias. Please see more details in Appendix B.7.

3.2 Benchmarking the Baseline Curators

3.2.1 Experimental Setup. In the following sections, we use the Evaluator powered by GPT-4o-2024-1120 due to its lower cost and strong performance, as shown in Tab.3. We also implement several baseline methods with different backend models, detailed in Tab.4.

For open-source models, we utilize SGLang [88] for local deployment and LangChain [6] to manage file-based context inputs. One intuitive way to improve the Curator’s performance is by incorporating external knowledge about dataset curation. To achieve this, we implement a RAG pipeline using LangChain. The RAG vector store is built using materials from DCA-Bench, as described in Section 2.1. Among commercial models, we access GPT-4-0125-preview via the OpenAI Assistant API, which includes the Code Interpreter tool.⁵ For GPT-4o-2024-1120, we use the LangChain interface in the same way as for open-source models. Additional implementation details are provided in the Appendix B.3.

3.2.2 Results and Analysis. Tab. 4 presents the results of various baseline Curators evaluated using the Evaluator powered by the GPT-4o-2024-11-20 model. Among them, the Curator utilizing DeepSeek-R1 with RAG enabled achieves the highest average score of 53.05%, while GPT-4-0125-preview accessed via the OpenAI Assistant API performs the worst. Notably, without any hints (h_0), even the strongest models, such as DeepSeek-R1 and GPT-4o-2024-11-20, struggle to detect issues, achieving a success rate of only around 30%. As more informative hints are introduced, the success rates improve accordingly. However, even with the most informative hints, no model surpasses an 80% success rate.

We also observed that, although using RAG improves the performance of DeepSeek-R1, the improvement is not significant. Moreover, when applying the same RAG approach to the DeepSeek-V3 model, we even observed a decline in performance. Therefore, while leveraging RAG with dataset curation materials that provide curation knowledge is an intuitive approach, we believe it will need more designs and exploration to offer practical assistance to LLM agents in solving real-world dataset challenges. This could be attributed to several factors. We suspect that the reference materials introduce overly generic information, which occupies the model’s context window and diverts its attention from the specific issues at hand. Additionally, the diversity of these materials may not be sufficient to fully cover the range of issues present in DCA-Bench.

³See <https://platform.openai.com/docs/assistants/tools/code-interpreter>.

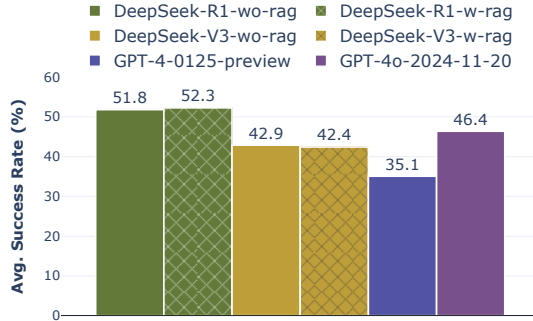
⁴Please see Appendix B.4 for details

⁵As noted by OpenAI API users, the performance of the OpenAI Assistant API can fluctuate. See Appendix E.1 for further details.

Table 3: The performance of Evaluators with different backend models, using human annotations as ground truth. We treat succ as the positive class when calculating Precision, Recall, and F1 Score. The “ κ Value” refers to Cohen’s κ between the Evaluator ratings and the human annotations. Color Legend: (95–100%), (85–95%), (60–85%), (0–60%). Based on the table, gpt-4o-2024-11-20 and gpt-4-0125-preview outperform other models. Among open-source models, DeepSeek R1 and DeepSeek-V3 demonstrate reasonably good performance, though there remains a noticeable gap compared to the top-performing models. Conversely, Llama-3-70B-Instruct and GPT-3.5-Turbo exhibit the weakest performance. Given that gpt-4o-2024-11-20 is more cost-efficient than gpt-4-0125-preview, we primarily adopt it for evaluating Curators in Section 3.2.

| Model Name | Success Rate / % | | | | |
|-----------------------------|------------------|-----------|--------|----------|----------------|
| | Accuracy | Precision | Recall | F1 Score | κ Value |
| gpt-4o-2024-11-20 | 97.83 | 100.00 | 92.59 | 96.15 | 94.64 |
| gpt-4-0125-preview | 96.74 | 92.86 | 96.30 | 94.55 | 92.22 |
| gpt-4o-2024-05-13 | 92.39 | 81.25 | 96.30 | 88.14 | 82.59 |
| DeepSeek-R1 | 92.39 | 81.25 | 96.30 | 88.14 | 82.59 |
| DeepSeek-V3 | 93.48 | 88.89 | 88.89 | 88.89 | 84.27 |
| gpt-3.5-turbo | 68.48 | 48.21 | 100.00 | 65.06 | 42.15 |
| Meta-Llama-3-70B-Instruct | 69.57 | 49.09 | 100.00 | 65.85 | 43.68 |
| Meta-Llama-3.3-70B-Instruct | 88.04 | 72.22 | 96.30 | 82.54 | 73.73 |
| o3-mini-2025-01-31 | 91.30 | 100.00 | 70.37 | 82.61 | 77.04 |

Table 4: The performance of several Curators with different backend models across various hint levels on the full DCA-Bench dataset is evaluated. The Evaluator is based on the GPT-4o-2024-11-20 model. The success rate here refers to succ (success and success⁺, defined in Sec. 2.4). Notably, without any hints (h_0), even leading models such as DeepSeek-R1 and GPT-4o-2024-11-20 perform unsatisfactorily, detecting only about 30% of issues. As more informative hints are provided, the success rates increase accordingly. However, even with the most informative hints, the success rate of the models fails to exceed 80%. The results also indicate that incorporating RAG with knowledge relevant to dataset curation does not guarantee a performance improvement across all test cases and models.



| Model Name | Success Rate / % | | | | |
|--------------------------|------------------|-------|-------|-------|-------|
| | h_0 | h_1 | h_2 | h_3 | Avg. |
| <i>w/o Knowledge RAG</i> | | | | | |
| DeepSeek-R1 | 29.86 | 52.04 | 52.04 | 73.30 | 51.81 |
| DeepSeek-V3 | 15.84 | 39.82 | 39.82 | 76.02 | 42.87 |
| GPT-4-0125-preview | 10.86 | 27.15 | 34.84 | 67.42 | 35.07 |
| GPT-4o-2024-11-20 | 20.36 | 41.63 | 47.51 | 76.02 | 46.38 |
| <i>w/ Knowledge RAG</i> | | | | | |
| DeepSeek-R1 | 29.41 | 45.25 | 56.11 | 78.28 | 52.26 |
| DeepSeek-V3 | 12.22 | 38.91 | 42.99 | 75.57 | 42.42 |

Thus, we believe that integrating more extensive and specialized knowledge, leveraging advanced RAG techniques, and fine-tuning models have great potential for improvement. Research on multi-agent collaborations [81] also shows promising prospects. Further exploration is needed, and we leave it for future works.

Besides, we analyze the success rate of the Baseline Curator on issues with different token lengths. We observe that the success rate doesn’t monotonically decrease as content length grows. A detailed analysis of its performance across different issue types and hint levels is provided in Appendix C.

Overall, the results of the baseline Curators suggest that the proposed DCA-Bench benchmark presents a substantial and meaningful challenge for the AI community, highlighting the need for further exploration and research.

4 Ethics Statement

Our study involves human annotators, who are the authors themselves. The datasets utilized in DCA-Bench are sourced from various platforms, with proper licensing documentation provided. Additionally, we have compiled a detailed table (DCA_Benchmark.csv) in the supplementary materials, listing license information for all data files. Regarding secondary usage of user-generated data, we reviewed the terms of service for GitHub, HuggingFace, and Kaggle. Based on their policies and existing academic precedents, we believe our usage aligns with acceptable practices for non-commercial research purposes. We do not collect any user information and commit to removing content upon valid request.

Furthermore, our dataset includes 10 instances involving ethical or legal risks, with 2 data points potentially exhibiting bias. These cases are included to assess LLMs’ ability to identify and address

ethical concerns, contributing to a realistic evaluation of AI safety. The annotation process poses minimal risk to annotators. Please see more details regarding the ethical considerations in Appendix D.

5 Related Work

Dataset Quality Management. With the advancement of modern AI, the need for high-quality datasets is surging [36, 41]. Consequently, open dataset platforms like Hugging Face and Kaggle keep growing rapidly. However, recent studies [43, 44, 77] indicate that many popular datasets suffer from errors, biases, or annotation artifacts [29], and lack proper documentation [83]. In addition, common issues in real-world datasets include problems with data loading scripts and file discrepancies, where conflicting information exists between files.

There have been many existing efforts on dataset quality management. The FAIR principles [80] provide a broad framework for creating and managing datasets. Gebru et al. [25] puts forward a standardized process for documenting datasets in the context of machine learning. Gong et al. [26] propose several strategies, including dataset profiling, data cleansing, and quality monitoring. More recent works [23, 25, 76] further explore standardizing dataset management practices. Based on these works, researchers have developed advanced dataset management toolkits and systems [28, 56, 90]. More recently, Chen et al. [8], Zhou et al. [89] developed systems that are capable of greatly enhancing data quality. However, they focus on filtering a large-scale LLM-pertaining corpus rather than detecting dataset quality issues. There are some specialized works focused on detecting harmful content [3, 42], annotation errors [75, 77] and data attributions [52]. Nevertheless, those methods are not generalizable enough and lack the flexibility to solve challenges such as nuanced ethical biases (see example 1) and incorrect annotations involving logical or factual errors (see example 3). Moreover, studies on file discrepancies (example 2) and relevant issues remain scarce. Consequently, we still primarily rely on dataset users or platform maintainers to identify these issues in practice. We envision LLM agents as a promising technique to address the challenges in this space and propose a benchmark dataset as an initial step toward this goal.

LLMs for Software Engineering. Our work is also relevant to the emerging research direction on using LLMs to solve software engineering tasks. Fan et al. [20] suggest that there are two major categories in this area: (i) code generation and completion, and (ii) maintenance and evolution.

There has been extensive literature on LLMs for code generation and completion, in terms of both models and benchmarks. On the model side, various code generation LLMs have been proposed [7, 53, 69], along with agent frameworks designed to tackle complex coding problems, such as data analysis [27, 34]. On the benchmark side, datasets have been created to complete functions and short programs from natural language descriptions [4, 9, 16, 38, 47, 87] and retrieve relevant code [50]. On the framework side, Reflexion [70], Parsel [85] and MetaGPT [35] are the best reasoning frameworks at the time of writing. We note that the main purpose of the proposed DCA-Bench is to measure LLM agents' capability of discovering hidden dataset issues instead of generating code, although generating and running some test code may be helpful.

For the second category, maintenance and evolution, it involves tasks such as localizing and fixing bugs [21, 82], improving program performance [11, 24], and refactoring code without changing program behavior [68]. Our work falls into this category while differing from previous studies in two key aspects. Firstly, while most literature focuses on tasks with well-defined outcomes, such as fixing a buggy function, our work addresses non-standard issues like ethical concerns in data points or cross-file inconsistencies. Secondly, few studies have explored using LLMs to maintain dataset repositories, which is increasingly important for the machine learning community.

LLMs as A Proxy of Human Evaluation. Recent studies have shown that LLMs, when carefully prompted, can serve as a good proxy of human evaluations for a number of scenarios, such as evaluating text generation quality [12, 51], reasoning ability [30, 32], and generated image quality [10, 84]. It's difficult to automatically evaluate the agents' performance in complex generative tasks like text generation. Traditional reference-based metrics, such as BLEU and ROUGE, have been shown to have a relatively low correlation with human judgments [51]. These problems necessitate human intervention in evaluation judgment, making the process costly and hard to scale up. Facing these challenges, researchers have explored using LLMs for evaluations. Several existing works have shown that well-designed LLM evaluations align well with human evaluations through techniques including auto COT [12], self-explaining rating [13], and voting with multiple LLM evaluators [74]. More and more researchers have applied LLMs in the evaluation process, including evaluating text generation quality [12, 51], reasoning ability [30, 32], and generated image quality [10, 84].

Inspired by these studies, we adopt an LLM to automatically evaluate the Curator's responses based on carefully designed instruction. We also empirically show that our LLM-based Evaluator highly aligns with human preference, ensuring a reliable automatic evaluation scheme.

6 Conclusion

To help the development of LLM agents capable of dataset curation, we present DCA-Bench, a collection of representative data quality issue cases from popular dataset platforms. Instead of fixing predefined issues, DCA-Bench aims to test the agent's capability to discover hidden data quality issues, a critical initial step in the dataset curation pipeline. To efficiently and effectively evaluate the performance of the Curator agents, we develop an LLM-based Evaluator with carefully designed prompts, which aligns well with human annotators. We conduct a benchmark study on the baseline Curator using DCA-Bench, and the results indicate that while current state-of-the-art LLMs have great potential in real-world dataset curation, further exploration and innovation are needed to fully realize their capabilities.

Limitations and Future Works. Dataset curation is a complex and comprehensive problem, and test cases we collect might not fully cover the entire problem set. Additionally, due to the complexity of dataset files, we cannot guarantee that all the issues in the dataset files in DCA-Bench are labeled. Lastly, we have not yet explored other modalities such as images or audio, which could enhance the curation of multimedia datasets. Future research could

focus on developing more sophisticated LLM agent systems, establishing best practices for managing multi-modal information in dataset curation, or creating realistic simulation environments for testing LLM agents. We hope our work inspires these future studies, and we decide to leave these aspects for further works.

References

- [1] Martin Abadi, Ashish Agarwal, Paul Barham, Eugene Brevdo, Zhifeng Chen, Craig Citro, Greg S. Corrado, Andy Davis, Jeffrey Dean, Matthieu Devin, Sanjay Ghemawat, Ian Goodfellow, Andrew Harp, Geoffrey Irving, Michael Isard, Yangqing Jia, Rafal Jozefowicz, Lukasz Kaiser, Manjunath Kudlur, Josh Levenberg, Dandelion Mané, Rajat Monga, Sherry Moore, Derek Murray, Chris Olah, Mike Schuster, Jonathon Shlens, Benoit Steiner, Ilya Sutskever, Kunal Talwar, Paul Tucker, Vincent Vanhoucke, Vijay Vasudevan, Fernanda Viégas, Oriol Vinyals, Pete Warden, Martin Wattenberg, Martin Wicke, Yuan Yu, and Xiaoqiang Zheng. 2015. TensorFlow: Large-Scale Machine Learning on Heterogeneous Systems. <https://www.tensorflow.org/>. Software available from tensorflow.org.
- [2] Meta AI. 2024. Llama-3.3-70B-Instruct Model Card. <https://huggingface.co/meta-llama/Llama-3.3-70B-Instruct>
- [3] Maha Jarallah Althobaiti. 2022. BERT-based approach to arabic hate speech and offensive language detection in Twitter: exploiting emojis and sentiment analysis. *International Journal of Advanced Computer Science and Applications* 13, 5 (2022).
- [4] Jacob Austin, Augustus Odena, Maxwell Nye, Maarten Bosma, Henryk Michalewski, David Dohan, Ellen Jiang, Carrie Cai, Michael Terry, Quoc Le, and Charles Sutton. 2021. Program Synthesis with Large Language Models. arXiv:2108.07732 [cs.PL]
- [5] AWS-Labs. 2024. Open Data Registry. <https://github.com/aws-labs/open-data-registry> Accessed: 2024-11-18.
- [6] Harrison Chase. 2022. LangChain. <https://github.com/langchain-ai/langchain> If you use this software, please cite it as below..
- [7] Bei Chen, Fengji Zhang, Anh Nguyen, Daoguang Zhan, Zeqi Lin, Jian-Guang Lou, and Weizhu Chen. 2022. CodeT5: Code Generation with Generated Tests. arXiv:2207.10397 [cs.CL]
- [8] Daoyuan Chen, Yilun Huang, Zhijian Ma, Hesen Chen, Xuchen Pan, Ce Ge, Dawei Gao, Yueshan Xie, Zhaoqiang Liu, Jinyang Gao, Yaliang Li, Bolin Ding, and Jingren Zhou. 2023. Data-Juicer: A One-Stop Data Processing System for Large Language Models. arXiv:2309.02033 [cs.LG] <https://arxiv.org/abs/2309.02033>
- [9] Mark Chen, Jerry Tworek, Heewoo Jun, Qiming Yuan, Henrique Ponde de Oliveira Pinto, Jared Kaplan, Harri Edwards, Yuri Burda, Nicholas Joseph, Greg Brockman, Alex Ray, Raul Puri, Gretchen Krueger, Michael Petrov, Heidy Khlaaf, Girish Sastry, Pamela Mishkin, Brooke Chan, Scott Gray, Nick Ryder, Mikhail Pavlov, Alethea Power, Lukasz Kaiser, Mohammad Bavarian, Clemens Winter, Philippe Tillet, Felipe Petroski Such, Dave Cummings, Matthias Plappert, Fotios Chantzis, Elizabeth Barnes, Ariel Herbert-Voss, William Hebgren Guss, Alex Nichol, Alex Paino, Nikolas Tezak, Jie Tang, Igor Babuschkin, Suchir Balaji, Shantanu Jain, William Saunders, Christopher Hesse, Andrew N. Carr, Jan Leike, Josh Achiam, Vedant Misra, Evan Morikawa, Alec Radford, Matthew Knight, Miles Brundage, Mira Murati, Katie Mayer, Peter Welinder, Bob McGrew, Dario Amodei, Sam McCandlish, Ilya Sutskever, and Wojciech Zaremba. 2021. Evaluating Large Language Models Trained on Code. arXiv:2107.03374 [cs.LG]
- [10] Yixiong Chen, Li Liu, and Chris Ding. 2023. X-IQE: eXplainable Image Quality Evaluation for Text-to-Image Generation with Visual Large Language Models. arXiv:2305.10843 [cs.CV]
- [11] Zimin Chen, Sen Fang, and Martin Monperrus. 2023. Supersonic: Learning to Generate Source Code Optimizations in C/C++. arXiv:2309.14846 [cs.SE]
- [12] Cheng-Han Chiang and Hung-yi Lee. 2023. Can Large Language Models Be an Alternative to Human Evaluations?. In *Proceedings of the 61st Annual Meeting of the Association for Computational Linguistics (Volume 1: Long Papers)*, Anna Rogers, Jordan Boyd-Graber, and Naoaki Okazaki (Eds.). Association for Computational Linguistics, Toronto, Canada, 15607–15631. doi:10.18653/v1/2023.acl-long.870
- [13] Cheng-Han Chiang and Hung yi Lee. 2023. A Closer Look into Automatic Evaluation Using Large Language Models. arXiv:2310.05657 [cs.CL]
- [14] DeepSeek-AI, Daya Guo, Dejian Yang, Haowei Zhang, Junxiao Song, Ruoyu Zhang, Runxin Xu, Qihao Zhu, Shirong Ma, Peiyi Wang, Xiao Bi, Xiaokang Zhang, Xingkai Yu, Yu Wu, Z. F. Wu, Zhibin Gou, Zhihong Shao, Zhuoshu Li, Ziyi Gao, Aixin Liu, Bing Xue, Bingxuan Wang, Bochao Wu, Bei Feng, Chengda Lu, Chenggang Zhao, Chengqi Deng, Chenyu Zhang, Chong Ruan, Damai Dai, Deli Chen, Dongjie Ji, Erhang Li, Fangyun Lin, Fucong Dai, Fuli Luo, Guangbo Hao, Guanting Chen, Guowei Li, H. Zhang, Han Bao, Hanwei Xu, Haocheng Wang, Honghui Ding, Huajian Xin, Huazuo Gao, Hui Qu, Hui Li, Jianzhong Guo, Jiashi Li, Jiawei Wang, Jingchang Chen, Jingyuan Yuan, Junjie Qiu, Junlong Li, J. L. Cai, Jiaqi Ni, Jian Liang, Jin Chen, Kai Dong, Kai Hu, Kaige Gao, Kang Guan, Kexin Huang, Kuai Yu, Lean Wang, Lecong Zhang, Liang Zhao, Litong Wang, Liyue Zhang, Lei Xu, Leyi Xia, Mingchuan Zhang, Minghua Zhang, Minghui Tang, Meng Li, Miaojun Wang, Mingming Li, Ning Tian, Panpan Huang, Peng Zhang, Qiancheng Wang, Qinyu Chen, Qiushi Du, Ruiqi Ge, Ruisong Zhang, Ruizhe Pan, Runji Wang, R. J. Chen, R. L. Jin, Ruyi Chen, Shanghao Lu, Shangyan Zhou, Shanhuang Chen, Shengfeng Ye, Shiyu Wang, Shuiping Yu, Shunfeng Zhou, Shutong Pan, S. S. Li, Shuang Zhou, Shaoqing Wu, Shengfeng Ye, Tao Yun, Tian Pei, Tianyu Sun, T. Wang, Wangding Zeng, Wanbiao Zhao, Wen Liu, Wenfeng Liang, Wenjun Gao, Wenqin Yu, Wentao Zhang, W. L. Xiao, Wei An, Xiaodong Liu, Xiaohan Wang, Xiaokang Chen, Xiaotao Nie, Xin Cheng, Xin Liu, Xin Xie, Xingchao Liu, Xinyu Yang, Xinyuan Li, Xuecheng Su, Xuheng Lin, X. Q. Li, Xiangyue Jin, Xiaojin Shen, Xiaosha Chen, Xiaowen Sun, Xiaoxiang Wang, Xinnan Song, Xinyi Zhou, Xianzu Wang, Xinxia Shan, Y. K. Li, Y. Q. Wang, Y. X. Wei, Yang Zhang, Yanhong Xu, Yao Li, Yao Zhao, Yaofeng Sun, Yaohui Wang, Yi Yu, Yichao Zhang, Yifan Shi, Yiliang Xiong, Ying He, Yishi Piao, Yisong Wang, Yixuan Tan, Yiyang Ma, Yiyuan Liu, Yongqiang Guo, Yuan Ou, Yuduan Wang, Yue Gong, Yuheng Zou, Yujia He, Yunfan Xiong, Yuxiang Luo, Yuxiang You, Yuxuan Liu, Yuyang Zhou, Y. X. Zhu, Yanhong Xu, Yanping Huang, Yaohui Li, Yi Zheng, Yuchen Zhu, Yuxian Ma, Yuting Yan, Yuxiang Luo, Yuxiang You, Yuxuan Liu, Yuyang Zhou, Z. F. Wu, Z. Z. Ren, Zehui Ren, Zhangli Sha, Zhe Fu, Zhean Xu, Zhen Huang, Zhen Zhang, Zhenda Xie, Zhengyan Zhang, Zhewen Hao, Zhibin Gou, Zhicheng Ma, Zhigang Yan, Zhihong Shao, Zhipeng Xu, Zhiyu Wu, Zhongyu Zhang, Zhuoshu Li, Zihui Gu, Zijia Zhu, Zijun Liu, Zilin Li, Ziwei Xie, Ziyang Song, Ziyi Gao, and Zizheng Pan. 2025. DeepSeek-V3 Technical Report. arXiv:2412.19437 [cs.CL] <https://arxiv.org/abs/2412.19437>
- [15] DeepSeek-AI, Aixin Liu, Bei Feng, Bing Xue, Bingxuan Wang, Bochao Wu, Chengda Lu, Chenggang Zhao, Chengqi Deng, Chenyu Zhang, Chong Ruan, Damai Dai, Daya Guo, Dejian Yang, Deli Chen, Dongjie Ji, Erhang Li, Fangyun Lin, Fucong Dai, Fuli Luo, Guangbo Hao, Guanting Chen, Guowei Li, H. Zhang, Han Bao, Hanwei Xu, Haocheng Wang, Haowei Zhang, Honghui Ding, Huajian Xin, Huazuo Gao, Hui Li, Hui Qu, J. L. Cai, Jian Liang, Jianzhong Guo, Jiaqi Ni, Jiashi Li, Jiawei Wang, Jin Chen, Jingchang Chen, Jingyuan Yuan, Junjie Qiu, Junlong Li, Junxiao Song, Kai Dong, Kai Hu, Kaige Gao, Kang Guan, Kexin Huang, Kuai Yu, Lean Wang, Lecong Zhang, Lei Xu, Leyi Xia, Liang Zhao, Litong Wang, Liyue Zhang, Meng Li, Miaojun Wang, Mingchuan Zhang, Minghua Zhang, Minghui Tang, Mingming Li, Ning Tian, Panpan Huang, Peiyi Wang, Peng Zhang, Qiancheng Wang, Qihao Zhu, Qinyu Chen, Qiushi Du, R. J. Chen, R. L. Jin, Ruiqi Ge, Ruisong Zhang, Ruizhe Pan, Runji Wang, Runxin Xu, Ruoyu Zhang, Ruyi Chen, S. S. Li, Shanghao Lu, Shangyan Zhou, Shanhuang Chen, Shaoqing Wu, Shengfeng Ye, Shengfeng Ye, Shirong Ma, Shiyu Wang, Shuang Zhou, Shuiping Yu, Shunfeng Zhou, Shutong Pan, T. Wang, Tao Yun, Tian Pei, Tianyu Sun, W. L. Xiao, Wangding Zeng, Wanbiao Zhao, Wei An, Wen Liu, Wenfeng Liang, Wenjun Gao, Wenqin Yu, Wentao Zhang, X. Q. Li, Xiangyue Jin, Xianzu Wang, Xiao Bi, Xiaodong Liu, Xiaohan Wang, Xiaojin Shen, Xiaokang Chen, Xiaokang Zhang, Xiaosha Chen, Xiaotao Nie, Xiaowen Sun, Xiaoxiang Wang, Xin Cheng, Xin Liu, Xin Xie, Xingchao Liu, Xingkai Yu, Xinnan Song, Xinxia Shan, Xinyi Zhou, Xinyu Yang, Xinyuan Li, Xuecheng Su, Xuheng Lin, Y. K. Li, Y. Q. Wang, Y. X. Wei, Y. X. Zhu, Yang Zhang, Yanhong Xu, Yanhong Xu, Yanping Huang, Yao Li, Yao Zhao, Yaofeng Sun, Yaohui Li, Yaohui Wang, Yi Yu, Yi Zheng, Yichao Zhang, Yifan Shi, Yiliang Xiong, Ying He, Ying Tang, Yishi Piao, Yisong Wang, Yixuan Tan, Yiyang Ma, Yiyuan Liu, Yongqiang Guo, Yu Wu, Yuan Ou, Yuchen Zhu, Yuduan Wang, Yue Gong, Yuheng Zou, Yujia He, Yukun Zha, Yunfan Xiong, Yuxian Ma, Yuting Yan, Yuxiang Luo, Yuxiang You, Yuxuan Liu, Yuyang Zhou, Z. F. Wu, Z. Z. Ren, Zehui Ren, Zhangli Sha, Zhe Fu, Zhean Xu, Zhen Huang, Zhen Zhang, Zhenda Xie, Zhengyan Zhang, Zhewen Hao, Zhibin Gou, Zhicheng Ma, Zhigang Yan, Zhihong Shao, Zhipeng Xu, Zhiyu Wu, Zhongyu Zhang, Zhuoshu Li, Zihui Gu, Zijia Zhu, Zijun Liu, Zilin Li, Ziwei Xie, Ziyang Song, Ziyi Gao, and Zizheng Pan. 2025. DeepSeek-V3 Technical Report. arXiv:2412.19437 [cs.CL] <https://arxiv.org/abs/2412.19437>
- [16] Yangruibo Ding, Zijian Wang, Wasi Uddin Ahmad, Hantian Ding, Ming Tan, Nihal Jain, Murali Krishna Ramanathan, Ramesh Nallapati, Parminder Bhatia, Dan Roth, and Bing Xiang. 2023. CrossCodeEval: A Diverse and Multilingual Benchmark for Cross-File Code Completion. arXiv:2310.11248 [cs.LG]
- [17] Matthijs Douze, Alexandr Guzhva, Chengqi Deng, Jeff Johnson, Gergely Szilvasy, Pierre-Emmanuel Mazaré, Maria Lomeli, Lucas Hosseini, and Hervé Jégou. 2024. The Faiss library. (2024). arXiv:2401.08281 [cs.LG]
- [18] Abhimanyu Dubey, Abhinav Jauhri, Abhinav Pandey, Abhishek Kadian, Ahmad Al-Dahle, Aiesha Letman, Akhil Mathur, Alan Schelten, Amy Yang, Angela Fan, et al. 2024. The llama 3 herd of models. *arXiv preprint arXiv:2407.21783* (2024).
- [19] L. Zheng et al. 2023. Judging LLM-as-a-Judge with MT-Bench and Chatbot Arena. (2023).
- [20] Angela Fan, Beliz Gokkaya, Mark Harman, Mitya Lyubarskiy, Shubho Sengupta, Shin Yoo, and Jie M Zhang. 2023. Large language models for software engineering: Survey and open problems. In *2023 IEEE/ACM International Conference on Software Engineering: Future of Software Engineering (ICSE-FoSE)*. IEEE, 31–53.
- [21] Sidong Feng and Chunyang Chen. 2023. Prompting Is All You Need: Automated Android Bug Replay with Large Language Models. arXiv:2306.01987 [cs.SE]
- [22] FiveThirtyEight. 2024. Data and code behind the articles and graphics at FiveThirtyEight. <https://github.com/fivethirtyeight/data> Accessed: 2024-11-18.
- [23] Ruyi Gan, Ziwei Wu, Renliang Sun, Junyu Lu, Xiaojun Wu, Dixiang Zhang, Kunhao Pan, Junqing He, Yuanhe Tian, Ping Yang, Qi Yang, Hao Wang, Jiaxing Zhang, and Yan Song. 2024. Ziya2: Data-centric Learning is All LLMs Need.

- arXiv:2311.03301 [cs.CL]
- [24] Spandan Garg, Roshanak Zilouchian Moghaddam, and Neel Sundaresan. 2024. RAPGen: An Approach for Fixing Code Inefficiencies in Zero-Shot. arXiv:2306.17077 [cs.SE]
 - [25] Timnit Gebru, Jamie Morgenstern, Briana Vecchione, Jennifer Wortman Vaughan, Hanna Wallach, Hal Daumé III au2, and Kate Crawford. 2021. Datasheets for Datasets. arXiv:1803.09010 [cs.DB]
 - [26] Youdi Gong, Guangzhen Liu, Yunzhi Xue, Rui Li, and Lingzhong Meng. 2023. A survey on dataset quality in machine learning. *Information and Software Technology* 162 (2023), 107268. doi:10.1016/j.infsof.2023.107268
 - [27] Siyuan Guo, Cheng Deng, Ying Wen, Hechang Chen, Yi Chang, and Jun Wang. 2024. DS-Agent: Automated Data Science by Empowering Large Language Models with Case-Based Reasoning. arXiv:2402.17453 [cs.LG] <https://arxiv.org/abs/2402.17453>
 - [28] Nitin Gupta, Hima Patel, Shazia Afzal, Naveen Panwar, Ruhi Sharma Mittal, Shanmukha Guttula, Abhinav Jain, Lokesh Nagalapatti, Sameep Mehta, Sandeep Hans, Pranay Lohia, Aniya Aggarwal, and Diptikalyan Saha. 2021. Data Quality Toolkit: Automatic assessment of data quality and remediation for machine learning datasets. arXiv:2108.05935 [cs.LG]
 - [29] Suchin Gururangan, Swabha Swayamdipta, Omer Levy, Roy Schwartz, Samuel R. Bowman, and Noah A. Smith. 2018. Annotation Artifacts in Natural Language Inference Data. arXiv:1803.02324 [cs.CL]
 - [30] Shibo Hao, Yi Gu, Haotian Luo, Tianyang Liu, Xiyan Shao, Xinyuan Wang, Shuhua Xie, Haodi Ma, Adithya Samavedhi, Qiye Gao, Zhen Wang, and Zhiting Hu. 2024. LLM Reasoners: New Evaluation, Library, and Analysis of Step-by-Step Reasoning with Large Language Models. arXiv:2404.05221 [cs.CL]
 - [31] Harvard-Dataverse. [n. d.]. Harvard Dataverse. <https://dataverse.harvard.edu/>. Accessed: 2024-09-26.
 - [32] Hangfeng He, Hongming Zhang, and Dan Roth. 2024. SocREval: Large Language Models with the Socratic Method for Reference-Free Reasoning Evaluation. arXiv:2310.00074 [cs.CL]
 - [33] Qianyu He, Jie Zeng, Wenhao Huang, Lina Chen, Jin Xiao, Qianxi He, Xunzhe Zhou, Lida Chen, Xintao Wang, Yuncheng Huang, Haoning Ye, Zihan Li, Shisong Chen, Yikai Zhang, Zhouhong Gu, Jiaqing Liang, and Yanghua Xiao. 2024. Can Large Language Models Understand Real-World Complex Instructions? arXiv:2309.09150 [cs.CL]
 - [34] Sirui Hong, Yizhang Lin, Bang Liu, Bangbang Liu, Binhao Wu, Ceyao Zhang, Chenxing Wei, Danyang Li, Jiaqi Chen, Jiayi Zhang, Jinlin Wang, Li Zhang, Lingyao Zhang, Min Yang, Mingchen Zhuge, Taicheng Guo, Tuo Zhou, Wei Tao, Xiangru Tang, Xiangtao Lu, Xiwu Zheng, Xinbing Liang, Yaying Fei, Yuheng Cheng, Zhibin Gou, Zongze Xu, and Chenglin Wu. 2024. Data Interpreter: An LLM Agent For Data Science. arXiv:2402.18679 [cs.AI] <https://arxiv.org/abs/2402.18679>
 - [35] Sirui Hong, Mingchen Zhuge, Jonathan Chen, Xiwu Zheng, Yuheng Cheng, Ceyao Zhang, Jinlin Wang, Zili Wang, Steven Ka Shing Yau, Zijuan Lin, Liyang Zhou, Chenyu Ran, Lingfeng Xiao, Chenglin Wu, and Jürgen Schmidhuber. 2023. MetaGPT: Meta Programming for A Multi-Agent Collaborative Framework. arXiv:2308.00352 [cs.AI]
 - [36] Abhinav Jain, Hima Patel, Lokesh Nagalapatti, Nitin Gupta, Sameep Mehta, Shanmukha Guttula, Shashank Mujumdar, Shazia Afzal, Ruhi Sharma Mittal, and Vitobha Munigala. 2020. Overview and importance of data quality for machine learning tasks. In *Proceedings of the 26th ACM SIGKDD international conference on knowledge discovery & data mining*. 3561–3562.
 - [37] Eileen S Jay. 1996. *The nature of problem finding in students' scientific inquiry*. Harvard University.
 - [38] Carlos E. Jimenez, John Yang, Alexander Wettig, Shunyu Yao, Kexin Pei, Ofir Press, and Karthik Narasimhan. 2024. SWE-bench: Can Language Models Resolve Real-World GitHub Issues? arXiv:2310.06770 [cs.CL]
 - [39] Carlos E. Jimenez, John Yang, Alexander Wettig, Shunyu Yao, Kexin Pei, Ofir Press, and Karthik Narasimhan. 2024. SWE-bench: Can Language Models Resolve Real-World GitHub Issues? arXiv:2310.06770 [cs.CL] <https://arxiv.org/abs/2310.06770>
 - [40] Kaggle. [n. d.]. Creating a Dataset. <https://www.kaggle.com/docs/datasets#creating-a-dataset>. Accessed: 2024-09-26.
 - [41] Jared Kaplan, Sam McCandlish, Tom Henighan, Tom B. Brown, Benjamin Chess, Rewon Child, Scott Gray, Alec Radford, Jeffrey Wu, and Dario Amodei. 2020. Scaling Laws for Neural Language Models. arXiv:2001.08361 [cs.LG]
 - [42] Hannah Rose Kirk, Abeba Birhane, Bertie Vidgen, and Leon Derczynski. 2023. Handling and Presenting Harmful Text in NLP Research. arXiv:2204.14256 [cs.CL]
 - [43] Jan-Christoph Klie, Richard Eckart de Castilho, and Iryna Gurevych. 2024. Analyzing Dataset Annotation Quality Management in the Wild. arXiv:2307.08153 [cs.CL]
 - [44] Jan-Christoph Klie, Bonnie Webber, and Iryna Gurevych. 2023. Annotation error detection: Analyzing the past and present for a more coherent future. *Computational Linguistics* 49, 1 (2023), 157–198.
 - [45] Denis Kocetkov, Raymond Li, Loubna Ben Allal, Jia Li, Chenghao Mou, Carlos Muñoz Ferrandis, Yacine Jernite, Margaret Mitchell, Sean Hughes, Thomas Wolf, Dzmitry Bahdanau, Leandro von Werra, and Harm de Vries. 2022. The Stack: 3 TB of permissively licensed source code. arXiv:2211.15533 [cs.CL] <https://arxiv.org/abs/2211.15533>
 - [46] Aobo Kong, Shiwan Zhao, Hao Chen, Qicheng Li, Yong Qin, Ruiqi Sun, Xin Zhou, Enzhi Wang, and Xiaohang Dong. 2024. Better Zero-Shot Reasoning with Role-Play Prompting. arXiv:2308.07702 [cs.CL]
 - [47] Yuhang Lai, Chengxi Li, Yiming Wang, Tianyi Zhang, Ruiqi Zhong, Luke Zettlemoyer, Scott Wen tau Yih, Daniel Fried, Sida Wang, and Tao Yu. 2022. DS-1000: A Natural and Reliable Benchmark for Data Science Code Generation. arXiv:2211.11501 [cs.SE]
 - [48] Patrick Lewis, Ethan Perez, Aleksandra Piktus, Fabio Petroni, Vladimir Karpukhin, Naman Goyal, Heinrich Küttler, Mike Lewis, Wen tau Yih, Tim Rocktäschel, Sebastian Riedel, and Douwe Kiela. 2021. Retrieval-Augmented Generation for Knowledge-Intensive NLP Tasks. arXiv:2005.11401 [cs.CL]
 - [49] Quentin Lhoest, Albert Villanova del Moral, Patrick von Platen, Thomas Wolf, Mario Šaško, Yacine Jernite, Abhishek Thakur, Lewis Tunstall, Suraj Patil, Mariama Drame, Julien Chaumond, Julien Plu, Joe Davison, Simon Brandeis, Victor Sanh, Teven Le Scao, Kevin Canwen Xu, Nicolas Patry, Steven Liu, Angelina McMillan-Major, Philipp Schmid, Sylvain Gugger, Nathan Raw, Sylvain Lesage, Anton Lozhkov, Matthew Carrigan, Théo Matussière, Leandro von Werra, Lyandre Debut, Stas Bekman, and Clément Delangue. 2021. Datasets: A Community Library for Natural Language Processing. In *Proceedings of the 2021 Conference on Empirical Methods in Natural Language Processing: System Demonstrations*. Association for Computational Linguistics, Online and Punta Cana, Dominican Republic, 175–184. doi:10.5281/zenodo.4817768 arXiv:arXiv:2109.02846
 - [50] Tianyang Liu, Canwen Xu, and Julian McAuley. 2023. RepoBench: Benchmarking Repository-Level Code Auto-Completion Systems. arXiv:2306.03091 [cs.CL]
 - [51] Yang Liu, Dan Iter, Yichong Xu, Shuohang Wang, Ruochen Xu, and Chengguang Zhu. 2023. G-Eval: NLG Evaluation using GPT-4 with Better Human Alignment. arXiv:2303.16634 [cs.CL]
 - [52] Shayne Longpre, Robert Mahari, Anthony Chen, Naana Obeng-Marnu, Damien Sileo, William Brannon, Niklas Muennighoff, Nathan Khazam, Jad Kabbara, Kartik Perisetla, Xinyi Wu, Enrico Shippole, Kurt Bollacker, Tongshuang Wu, Luis Villa, Sandy Pentland, and Sara Hooker. 2023. The Data Provenance Initiative: A Large Scale Audit of Dataset Licensing & Attribution in AI. arXiv:2310.16787 [cs.CL] <https://arxiv.org/abs/2310.16787>
 - [53] Ziyang Luo, Can Xu, Pu Zhao, Qingfeng Sun, Xiubo Geng, Wenxiang Hu, Chongyang Tao, Jing Ma, Qingwei Lin, and Daxin Jiang. 2023. WizardCoder: Empowering Code Large Language Models with Evol-Instruct. arXiv:2306.08568 [cs.CL]
 - [54] Jiaqi Ma, Xingjian Zhang, Hezheng Fan, Jin Huang, Tianyue Li, Ting Wei Li, Yiwen Tu, Chenshu Zhu, and Qiaozhu Mei. 2022. Graph Learning Indexer: A Contributor-Friendly and Metadata-Rich Platform for Graph Learning Benchmarks. arXiv:2212.04537 [cs.LG]
 - [55] S. Majumder, J. Chakraborty, G. R. Bai, K. T. Stolee, and T. Menzies. 2022. Fair Enough: Searching for Sufficient Measures of Fairness. arXiv (2022). <http://arxiv.org/abs/2110.13029> Accessed: 2024-08-13.
 - [56] Ze Mao, Yang Xu, and Erick Suarez. 2023. Dataset Management Platform for Machine Learning. arXiv:2303.08301 [cs.DB]
 - [57] Materials-Data-Facility. [n. d.]. Discover Data. <https://www.materialsdatafacility.org/how-to#discover-data>. Accessed: 2024-09-26.
 - [58] Unit Mesh. 2024. auto-dev. <https://github.com/unit-mesh/auto-dev>.
 - [59] Open-Science-Framework. [n. d.]. OSF Dashboard. <https://osf.io/dashboard>. Accessed: 2024-09-26.
 - [60] OpenAI, :, Aaron Hurst, Adam Lerer, Adam P. Goucher, Adam Perelman, Aditya Ramesh, Aidan Clark, AJ Ostrow, Akila Welihinda, Alan Hayes, Alec Radford, Aleksander Madry, Alex Baker-Whitcomb, Alex Beutel, Alex Borzunov, Alex Carney, Alex Chow, Alex Kirillov, Alex Nichol, Alex Paino, Alex Renzin, Alex Tachard Passos, Alexander Kirillov, Alexi Christakis, Alexis Conneau, Ali Kamali, Allan Jabri, Allison Moyer, Allison Tam, Amadou Crookes, Amin Tootooshian, Amin Tootooshian, Ananya Kumar, Andrea Vallone, Andrej Karpathy, Andrew Braunstein, Andrew Cann, Andrew Codisoti, Andrew Galu, Andrew Kondrich, Andrew Tulloch, Andrew Mishchenko, Angela Baek, Angela Jiang, Antoine Pelisse, Antonia Woodford, Anuj Gosalia, Arka Dhar, Ashley Pantuliano, Avi Nayak, Avital Oliver, Barret Zoph, Behrooz Ghorbani, Ben Leimberger, Ben Rossen, Ben Sokolowsky, Ben Wang, Benjamin Zweig, Beth Hoover, Blake Samic, Bob McGrew, Bobby Spero, Bogo Gierler, Bowen Cheng, Brad Lightcap, Brandon Walkin, Brendan Quinn, Brian Guarraci, Brian Hsu, Bright Kello, Brydon Eastman, Camillo Lugaresi, Carroll Wainwright, Cary Bassin, Cary Hudson, Casey Chu, Chad Nelson, Chak Li, Chan Jun Shern, Channing Conger, Charlotte Barette, Chelsea Voss, Chen Ding, Cheng Lu, Chong Zhang, Chris Beaumont, Chris Hallacy, Chris Koch, Christian Gibson, Christina Kim, Christine Choi, Christine McLeavey, Christopher Hesse, Claudia Fischer, Clemens Winter, Coley Czarnecki, Colin Jarvis, Colin Wei, Constantin Koumouzelis, Dane Sherburn, Daniel Kappler, Daniel Levin, Daniel Levy, David Carr, David Farhi, David Mely, David Robinson, David Sasaki, Denny Jin, Dev Valladares, Dimitris Tsipras, Doug Li, Duc Phong Nguyen, Duncan Findlay, Edede Oriwoh, Edmund Wong, Ehsan Asdar, Elizabeth Proehl, Elizabeth Yang, Eric Antonow, Eric Kramer, Eric Peterson, Eric Sigler, Eric Wallace, Eugene Brevdo, Evan Mays, Farzad Khorasani, Felipe Petroski Such, Filippo Raso, Francis Zhang, Fred von Lohmann, Freddie Sulit, Gabriel Goh, Gene Oden, Geoff Salmon, Giulio Starace, Greg Brockman, Hadi Salman, Haiming Bao,

- Haitang Hu, Hannah Wong, Haoyu Wang, Heather Schmidt, Heather Whitney, Heewoo Jun, Hendrik Kirchner, Henrique Ponde de Oliveira Pinto, Hongyu Ren, Huiwen Chang, Hyung Won Chung, Ian Kivichan, Ian O'Connell, Ian O'Connell, Ian Osband, Ian Silber, Ian Sohl, Ibrahim Okuyucu, Ikai Lan, Ilya Kostrikov, Ilya Sutskever, Ingmar Kanitscheider, Ishaan Gulrajani, Jacob Coxon, Jacob Menick, Jakub Pachocki, James Aung, James Betker, James Crooks, James Lennon, Jamie Kiro, Jan Leike, Jane Park, Jason Kwon, Jason Phang, Jason Teplitz, Jason Wei, Jason Wolfe, Jay Chen, Jeff Harris, Jenia Varavva, Jessica Gan Lee, Jessica Shieh, Ji Lin, Jiahui Yu, Jiayi Weng, Jie Tang, Jieqi Yu, Joanne Jang, Joaquin Quinero Candela, Joe Beutler, Joe Landers, Joel Parish, Johannes Heidecke, John Schulman, Jonathan Lachman, Jonathan McKay, Jonathan Uesato, Jonathan Ward, Jong Wook Kim, Joost Huizinga, Jordan Sitkin, Jos Kraaijeveld, Josh Gross, Josh Kaplan, Josh Snyder, Joshua Achiam, Joy Jiao, Joyce Lee, Juntang Zhuang, Justyn Harriman, Kai Fricke, Kai Hayashi, Karan Singhal, Katy Shi, Kevin Karthik, Keyla Wood, Kendra Rimbach, Kenny Hsu, Kenny Nguyen, Keren Gu-Lemberg, Kevin Button, Kevin Liu, Kiel Howe, Krithika Muthukumar, Kyle Luther, Lama Ahmad, Larry Kai, Lauren Itow, Lauren Workman, Leher Pathak, Leo Chen, Li Jing, Lia Guy, Liam Fedus, Liang Zhou, Lien Mamitsuka, Lilian Weng, Lindsay McCallum, Lindsey Held, Long Ouyang, Louis Feuvrier, Lu Zhang, Lukas Kondraciuk, Lukas Kaiser, Luke Hewitt, Luke Metz, Lyric Doshi, Mada Aflak, Maddie Simens, Madeleine Boyd, Madeleine Thompson, Marat Dukhan, Mark Chen, Mark Gray, Mark Hudnall, Marvin Zhang, Marwan Aljube, Mateusz Litwin, Matthew Zeng, Max Johnson, Maya Shetty, Mayank Gupta, Meghan Shah, Mehmet Yatbaz, Meng Jia Yang, Mengchao Zhong, Mia Glaese, Mianna Chen, Michael Janner, Michael Lampe, Michael Petrov, Michael Wu, Michele Wang, Michelle Fradin, Michelle Pokrass, Miguel Castro, Miguel Oom Temudo de Castro, Mikhail Pavlov, Miles Brundage, Miles Wang, Minal Khan, Mira Murati, Mo Bavarian, Molly Lin, Murat Yesildal, Nacho Soto, Natalia Gimelshein, Natalie Cone, Natalie Staudacher, Natalie Summers, Natan LaFontaine, Neil Chowdhury, Nick Ryder, Nick Stathas, Nick Turley, Nik Tezak, Niko Felix, Nithanth Kudige, Nitish Keskar, Noah Deutsch, Noel Bundick, Nora Puckett, Ofir Nachum, Ola Okelola, Oleg Boiko, Oleg Murk, Oliver Jaffe, Olivia Watkins, Olivier Godement, Owen Campbell-Moore, Patrick Chao, Paul McMillan, Pavel Belov, Peng Su, Peter Bak, Peter Bakum, Peter Deng, Peter Dolan, Peter Hoeschele, Peter Welinder, Phil Tillet, Philip Pronin, Philippe Tillet, Prafulla Dhariwal, Qiming Yuan, Rachel Dias, Rachel Lim, Rahul Arora, Rajan Troll, Randall Lin, Rapha Gontijo Lopes, Raul Puri, Reah Miyara, Reimar Leike, Renaud Gaubert, Reza Zamani, Ricky Wang, Rob Donnelly, Rob Honsby, Rocky Smith, Rohan Sahai, Rohit Ramchandani, Romain Huet, Rory Carmichael, Rowan Zellers, Roy Chen, Ruby Chen, Ruslan Nigmatullin, Ryan Cheu, Saachi Jain, Sam Altman, Sam Schoenholz, Sam Toizer, Samuel Miserendino, Sandhini Agarwal, Sara Culver, Scott Ethersmith, Scott Gray, Sean Grove, Sean Metzger, Shamez Hermani, Shantanu Jain, Shengjia Zhao, Sherwin Wu, Shino Jomoto, Shirong Wu, Shuaiqi, Xia, Sonia Phene, Spencer Papay, Srinivas Narayanan, Steve Coffey, Steve Lee, Stewart Hall, Suchir Balaji, Tal Broda, Tal Stramer, Tao Xu, Tarun Gogineni, Taya Christianson, Ted Sanders, Tejal Patwardhan, Thomas Cunningham, Thomas Degry, Thomas Dimson, Thomas Raoux, Thomas Shadwell, Tianhao Zheng, Todd Underwood, Todor Markov, Toki Sherbakov, Tom Rubin, Tom Stasi, Tomer Kaftan, Tristan Heywood, Troy Peterson, Tyce Walters, Tyna Eloundou, Valerie Qi, Veit Moeller, Vinnie Monaco, Vishal Kuo, Vlad Fomenko, Wayne Chang, Weiyei Zheng, Wenda Zhou, Wesam Manassra, Will Sheu, Wojciech Zaremba, Yash Patil, Yilei Qian, Yongjik Kim, Youlong Cheng, Yu Zhang, Yuchen He, Yuchen Zhang, Yujia Jin, Yunxing Dai, and Yury Malkov. 2024. GPT-4o System Card. arXiv:2410.21276 [cs.CL] <https://arxiv.org/abs/2410.21276>
- [61] OpenAI. 2023. GPT-3.5-Turbo. <https://platform.openai.com/docs/models/gpt-3-5>
- [62] OpenAI. 2023. GPT-3.5 Turbo. <https://platform.openai.com/docs/models/gpt-3-5>. Accessed: 2024-09-30.
- [63] OpenAI. 2024. GPT-4 Technical Report. arXiv:2303.08774 [cs.CL]
- [64] OpenAI. 2024. O3 Mini System Card. <https://openai.com/index/o3-mini-system-card/>. Accessed: 2025-02-22.
- [65] OpenAI. 2024. Six Strategies for Getting Better Results. <https://platform.openai.com/docs/guides/prompt-engineering/six-strategies-for-getting-better-results>. Accessed: 2024-05-28.
- [66] PANGAEA. [n. d.]. PANGAEA Data Publisher. <https://pangaea.de/?t=Lithosphere>. Accessed: 2024-09-26.
- [67] A. Panickssery, S. R. Bowman, and S. Feng. 2024. LLM Evaluators Recognize and Favor Their Own Generations. arXiv (2024). doi:10.48550/arXiv.2404.13076 Accessed: 2024-04-15.
- [68] Russell A Poldrack, Thomas Lu, and Gašper Beguš. 2023. AI-assisted coding: Experiments with GPT-4. arXiv:2304.13187 [cs.AI]
- [69] Baptiste Rozière, Jonas Gehring, Fabian Gloeckle, Sten Sootla, Itai Gat, Xiaoqing Ellen Tan, Yossi Adi, Jingyu Liu, Romain Sauvestre, Tal Remez, Jérémy Rapin, Artyom Kozhevnikov, Ivan Evtimov, Joanna Bitton, Manish Bhatt, Cristian Canton Ferrer, Aaron Grattafiori, Wenhan Xiong, Alexandre Défossez, Jade Copet, Faisal Azhar, Hugo Touvron, Louis Martin, Nicolas Usunier, Thomas Scialom, and Gabriel Synnaeve. 2024. Code Llama: Open Foundation Models for Code. arXiv:2308.12950 [cs.CL]
- [70] Noah Shinn, Federico Cassano, Edward Berman, Ashwin Gopinath, Karthik Narasimhan, and Shunyu Yao. 2023. Reflexion: Language Agents with Verbal Reinforcement Learning. arXiv:2303.11366 [cs.AI]
- [71] Aarohi Srivastava, Abhinav Rastogi, Abhishek Rao, Abu Awal Md Shoeib, Abubakar Abid, Adam Fisch, Adam R. Brown, and et al. Adam Santoro. 2023. Beyond the Imitation Game: Quantifying and extrapolating the capabilities of language models. arXiv:2206.04615 [cs.CL]
- [72] Wei Tao, Yucheng Zhou, Wenqiang Zhang, and Yu Cheng. 2024. MAGIS: LLM-Based Multi-Agent Framework for GitHub Issue Resolution. arXiv:2403.17927 [cs.SE]
- [73] Joaquin Vanschoren, Jan N. van Rijn, Bernd Bischl, and Luis Torgo. 2014. OpenML: networked science in machine learning. *ACM SIGKDD Explorations Newsletter* 15, 2 (June 2014), 49–60. doi:10.1145/2641190.2641198
- [74] Pat Verga, Sebastian Hofstatter, Sophia Althammer, Yixuan Su, Aleksandra Piktus, Arkady Arkhangorodsky, Minjie Xu, Naomi White, and Patrick Lewis. 2024. Replacing Judges with Juries: Evaluating LLM Generations with a Panel of Diverse Models. arXiv:2404.18796 [cs.CL]
- [75] Wei-Chen Wang and Jonas Mueller. 2022. Detecting label errors in token classification data. arXiv preprint arXiv:2210.03920 (2022).
- [76] Zige Wang, Wanjuan Zhong, Yufei Wang, Qi Zhu, Fei Mi, Baojun Wang, Lifeng Shang, Xin Jiang, and Qun Liu. 2023. Data Management For Large Language Models: A Survey. arXiv:2312.01700 [cs.CL]
- [77] Leon Weber-Genzel, Robert Litschko, Ekaterina Artemova, and Barbara Plank. 2023. Donkii: Can Annotation Error Detection Methods Find Errors in Instruction-Tuning Datasets? arXiv preprint arXiv:2309.01669 (2023).
- [78] Jason Wei, Xuezhi Wang, Dale Schuurmans, Maarten Bosma, Brian Ichter, Fei Xia, Ed Chi, Quoc Le, and Denny Zhou. 2023. Chain-of-Thought Prompting Elicits Reasoning in Large Language Models. arXiv:2201.11903 [cs.CL]
- [79] Wikipedia contributors. 2024. Problem finding — Wikipedia, The Free Encyclopedia. https://en.wikipedia.org/w/index.php?title=Problem_finding&oldid=1122334455 [Online; accessed 18-April-2024].
- [80] Mark D. Wilkinson, Michel Dumontier, IJsbrand Jan Aalbersberg, Gabrielle Appleton, Myles Axton, Arie Baak, Niklas Blomberg, Jan-Willem Boiten, Luiz Bonino da Silva Santos, Philip E. Bourne, Jildau Bouwman, Anthony J. Brookes, Tim Clark, Mercè Crosas, Ingrid Dillo, Olivier Dumon, Scott Edmunds, Chris T. Evelo, Richard Finkers, Alejandra Gonzalez-Beltran, Alasdair J. G. Gray, Paul Groth, Carole Goble, Jeffrey S. Grethe, Jaap Heringa, Peter A. C. 't Hoen, Rob Hooft, Tobias Kuhn, Ruben Kok, Joost Kok, Scott J. Lusher, Maryann E. Martone, Albert Mons, Abel L. Packer, Bengt Persson, Philippe Rocca-Serra, Marco Roos, Rene van Schaik, Susanna-Assunta Sansone, Erik Schultes, Thierry Sengstad, Ted Slater, George Strawn, Morris A. Swertz, Mark Thompson, Johan van der Lei, Erik van Mulligen, Jan Velterop, Andra Waagmeester, Peter Wittenburg, Katherine Wolstencroft, Jun Zhao, and Barend Mons. 2016. The FAIR Guiding Principles for Scientific Data Management and Stewardship. *Scientific Data* 3, 1 (March 2016), 160018. doi:10.1038/sdata.2016.18
- [81] Qingyun Wu, Gagan Bansal, Jieyu Zhang, Yiran Wu, Beibin Li, Erkang Zhu, Li Jiang, Xiaoyun Zhang, Shaokun Zhang, Jiale Liu, Ahmed Hassan Awadallah, Ryeon W White, Doug Burger, and Chi Wang. 2023. AutoGen: Enabling Next-Gen LLM Applications via Multi-Agent Conversation. arXiv:2308.08155 [cs.AI] <https://arxiv.org/abs/2308.08155>
- [82] Yonghao Wu, Zheng Li, Jie M. Zhang, Mike Papadakis, Mark Harman, and Yong Liu. 2023. Large Language Models in Fault Localisation. arXiv:2308.15276 [cs.SE]
- [83] Xinyu Yang, Weixin Liang, and James Zou. 2024. Navigating Dataset Documentations in AI: A Large-Scale Analysis of Dataset Cards on Hugging Face. arXiv:2401.13822 [cs.LG]
- [84] Zhiyuan You, Zheyuan Li, Jinjin Gu, Zhenfei Yin, Tianfan Xue, and Chao Dong. 2024. Detecting Beyond Scores: Advancing Image Quality Assessment through Multi-modal Language Models. arXiv:2312.08962 [cs.CV]
- [85] Eric Zelikman, Qian Huang, Gabriel Poesia, Noah D. Goodman, and Nick Haber. 2023. Parse: Algorithmic Reasoning with Language Models by Composing Decompositions. arXiv:2212.10561 [cs.CL]
- [86] Zenodo. [n. d.]. Zenodo Principles. <https://about.zenodo.org/principles/>. Accessed: 2024-09-26.
- [87] Yakun Zhang, Wenjie Zhang, Dezhi Ran, Qihao Zhu, Chengfeng Dou, Dan Hao, Tao Xie, and Lu Zhang. 2024. Learning-based Widget Matching for Migrating GUI Test Cases. In *Proceedings of the 46th IEEE/ACM International Conference on Software Engineering (ICSE '24)*. ACM. doi:10.1145/3597503.3623322
- [88] Lianmin Zheng, Liangsheng Yin, Zhiqiang Xie, Chuyue Sun, Jeff Huang, Cody Hao Yu, Shiyi Cao, Christos Kozyrakis, Ion Stoica, Joseph E. Gonzalez, Clark Barrett, and Ying Sheng. 2024. SGLang: Efficient Execution of Structured Language Model Programs. arXiv:2312.07104 [cs.AI] <https://arxiv.org/abs/2312.07104>
- [89] Tong Zhou, Yubo Chen, Pengfei Cao, Kang Liu, Jun Zhao, and Shengping Liu. 2023. Oasis: Data Curation and Assessment System for Pretraining of Large Language Models. arXiv:2311.12537 [cs.CL]
- [90] Xuanhe Zhou, Xinyang Zhao, and Guoliang Li. 2024. LLM-Enhanced Data Management. arXiv:2402.02643 [cs.DB] <https://arxiv.org/abs/2402.02643>

Table 5: Statistics of files involved with issues. On average, each instance has 1.44 files involved in the issue.

| Number of Issue-Affected Files | Number of Test Cases |
|--------------------------------|----------------------|
| 1 | 159 |
| 2 | 54 |
| 3 | 6 |
| > 3 | 2 |

A Details about examples, statistics, and construction process of DCA-Bench

A.1 Real World Dataset Curation Examples

The real-world dataset curation process can be complex. During the dataset contribution procedure, authors and administrators must communicate iteratively to address issues in the contributed datasets. These issues can be numerous and challenging to address comprehensively at once, even for proficient individuals. Additionally, new issues often arise while fixing existing ones, leading to a complex contribution procedure. Below, we provide a few URLs to real-world cases on the TensorFlow dataset and BIG-Bench to illustrate these challenges:

- <https://github.com/tensorflow/datasets/pull/1360>
- <https://github.com/tensorflow/datasets/pull/1549>
- <https://github.com/google/BIG-bench/pull/870>

Besides, dataset issues are often reported by dataset users, even though uploaded datasets have passed the initial checks of the administrators. Here are some representative examples classified by tags:

Cross-file discrepancies

- <https://www.kaggle.com/datasets/antonkozyriev/game-recommendations-on-steam/discussion/4200733>
- <https://www.kaggle.com/datasets/nelgiryewithana/global-youtube-statistics-2023/discussion/438729>
- <https://www.kaggle.com/datasets/sudarshan24byte/online-food-dataset/discussion/491973>

Insufficient documentation

- <https://github.com/Graph-Learning-Benchmarks/gli/issues/259>
- <https://www.kaggle.com/datasets/pkdarabi/brain-tumor-image-dataset-semantic-segmentation/discussion/479324>

Inaccurate annotations

- <https://github.com/google/BIG-bench/issues/938>
- <https://github.com/google/BIG-bench/issues/872>
- <https://github.com/tensorflow/datasets/issues/1207>

Ethical concerns

- <https://github.com/google/BIG-bench/pull/685>
- <https://www.kaggle.com/datasets/vikrishnan/boston-house-prices/discussion/429030>
- <https://www.kaggle.com/datasets/pavansubhasht/ibm-hr-analytics-attribution-dataset/discussion/157179>

A.2 Issue Type and Tag

We classify the issues into single-issue / multi-files and single-file/multi-files.

- **single-issue:** This sample has only one known issue.
- **multi-issue:** this sample has multiple issues. If many issues of the same type exist in a sample, we also classify them into multi-issue.
- **single-file:** the environment of this sample has only one file
- **multi-file:** the environment of this sample has multiple files

It's important to distinguish between the total number of files in a test case and the number of files affected by issues. Tab. 5 shows the distribution of issue-affected files in DCA-Bench.

To help benchmark users better understand the issue, we further assigned each of them several tags. Some tags have a structure of affiliations.

typo: Issues caused by typographical errors.

wrong-format: Problems related to incorrect formatting.

inappropriate-file: Missing, empty or redundant files.

ethical/legal-risk: Ethical or legal risks associated with the dataset, such as racial bias, missing license.

cross-file-discrepancy: Discrepancies between files (e.g., meta-information in the documentation does not match the actual data).

internal-discrepancy: Discrepancies within a single file.

data-problem: Issues related to the data files.

- **wrong-value:** Errors in the data values.

- **missing-value:** there are missing columns or values.

- **data-leakage:** Risks of data leakage.

- **apparent-corruption:** Errors in the data files that can be easily detected using the information within the file. (e.g. duplicated data, apparently wrong target format compared to other targets in the same file, CSV file with wrong format)

- **hidden-corruption:** Errors in the data files that require external knowledge and logical reasoning to resolve.

document-problem: Issues related to the documentation files(e.g. README, DataCard, meta-data and other descriptive text) of the dataset.

- **wrong-info:** Wrong information in the documentation files (e.g., wrong meta-information, typos, invalid URLs, and email addresses).

- **insufficient-info:** Missing or unclear information in the documentation files (e.g., meanings of columns, labels, units of data values).

infrastructure-problem: Issues with fetching, loading, processing, or displaying data.

- **data-access:** Problems accessing the data.

- **script-code:** Issues with scripts.

Title Boston House Prices B feature is RACIST

Meta-Info

- ID: 7e8f31cb-8c2a-4676-b3d4-941a64184a26
 - Platform: Kaggle
 - Issue Type: single-issue & multi-file
 - Issue Tags: ethical-legal-risk document-problem
 - Source: <https://www.kaggle.com/datasets/vikrishnan/boston-house-prices/discussion/429030>
-

Content

B: $1000(Bk-0.63)^2$ where Bk is the proportion of blacks by town No other race is featured in this dataset. Red-lining anyone?

Involved Files

- name: datacard.md
 - context: PTRATIO:pupil-teacher ratio by town 12. B: $1000(Bk-0.63)^2$ where Bk is the proportion of blacks by town 13. LSTAT:% lower status of the population
-

Hints

- h_1 dataset contains potentially biased feature
 - h_2 bias in a feature documented in a markdown file
 - h_3 a feature in datacard.md is described using a formula that appears to single out one race
-

Example 1: An issue example reported on Kaggle which involves racial bias

Title Miss aligned static information

Meta-Info

- ID: 80d6db6a-6cbf-4261-8d13-3244e7fb54fd
 - Platform: BIG-Bench
 - Issue Type: single-issue & multi-file
 - Issue Tags: cross-file-discrepancy document-problem/wrong-info
 - Source: <https://github.com/google/BIG-bench/pull/498>
-

Content

The stastic info in README.md is not aligned with the actual data file. There are 190 stories rather than 194 stories; 99 Yes rather than 100 Yes; 91 No rather than 94 No.

Involved Files

1. name: task.json
 - context: the number of datapoints in data files.
 2. name: README.md
 - context: We collected 194 stories from 30 papers published in the span of 1989 to 2021. Each story has a causal judgment question associated with it with a "Yes" or "No" answer. We carefully balanced the dataset - there are 100 "Yes" answers (52%) and 94 "No" answers (48%). Each paper that we collected from has conducted rigorous human experiments. We follow a simple binarization strategy to reflect the majority of human agreement and use it as the ground truth to evaluate the AI model.
-

Hints

- h_1 Mismatched quantitative information
 - h_2 Mismatched quantitative information in README.md and data file
 - h_3 Quantitative discrepancies between README.md and task.json, specifically in the counts of stories, 'Yes' answers, and 'No' answers
-

Example 2: An issue example reported on BIG-Bench that involves a discrepancy between dataset files.

A.3 Discussion on Choices of Dataset Platforms and Cases Selections

We mainly focus on two types of dataset platforms. The first type includes HuggingFace and Kaggle, which hosts a huge volume of

datasets and offers a dedicated discussion section for individual datasets. The second type is hosted on GitHub, such as BIG-Bench, where the data quality issues are identified from the issue or pull request (PR) sections. Roughly speaking, for HuggingFace and Kaggle, we first select a few popular datasets and then examine the

Title Error in 118th Congress data

Meta-Info

- ID: 51e12546-8bf3-473c-9ed6-f85d63c357ce
 - Platform: FiveThirtyEight
 - Issue Type: single-issue & multi-file
 - Issue Tags: data-problem/hidden-corruption, data-problem/wrong-value
 - Source: <https://github.com/fivethirtyeight/data/issues/336>
-

Content

The "congress-demographics" data includes Benjamin Eric Sasse as being a member of the 118th Congress but he resigned after the 117th.

Involved Files

- name: data_aging_congress.csv
 - context: The "congress-demographics" data includes Benjamin Eric Sasse as being a member of the 118th Congress but he resigned after the 117th.
-

Hints

- h_1 inaccurate data entry
 - h_2 an inaccurate data entry in a CSV file
 - h_3 an entry in 'data_aging_congress.csv' inaccurately includes a member as part of the 118th Congress
-

Example 3: An issue example which has a wrong target label that needs precise factual knowledge to discern

Title Mistranslation in conlang_translation task?

Meta-Info

- ID: bb29a2c3-872b-41cc-ac55-b26f22043da6
 - Platform: BIG-Bench
 - Issue Type: single-issue & multi-file
 - Issue Tags: data-problem/wrong-value, data-problem/hidden-corruption
 - Source: <https://github.com/google/BIG-bench/issues/553>
-

Content

On the English to Gornam translation, one of the translations may be incorrect. Specifically, the example given is English: They want to eat my pizzas. Gornam: Sa wott min Pizzas atten. However, from looking at the other examples, it seems like when the subject is plural (like they), the suffix en is attached to the word, so the correct Gornam translation should be Sa wotten min Pizzas atten. Is this true, or is there some flaw in this logic that we are missing?

Involved Files

- name: task.json
 - context:

```
"examples": [  
  {"input": "I want to buy the orange.", "target": "Ek wott dei Orange leuren."},  
  {"input": "He is wearing my pants.", "target": "Ha trugt min Rose."},  
  {"input": "They want to eat my pizzas.", "target": "Sa wott min Pizzas atten."},  
+ {"input": "They want to eat my pizzas.", "target": "Sa wotten min Pizzas atten."},  
  {"input": "I can eat.", "target": "Ek conn atten."},  
  {"input": "They eat their shirts.", "target": "Sa atten hir Pemts."},  
  {"input": "He tries on my coat.", "target": "Ha roturt min Enzu en."},  
]
```
-

Hints

- h_1 incorrect translation example
 - h_2 incorrect translation example in a JSON file
 - h_3 a potential translation inconsistency in 'task.json' involving plural subject examples
-

Example 4: An issue example which has a wrong target label that requires translation ability to discern

discussion posts relevant to data quality issues. For GitHub-based repositories, we obtain data quality issues by browsing the issue or PR sections.

Our detailed collection process is outlined as follows:

Kaggle:

- (1) We begin by using Kaggle API to select datasets that have ≥ 5 discussions with a proper files size ≤ 512 MB, and collect them into a candidate list.
- (2) We manually review the discussion sections of these datasets, collecting discussions relevant to dataset issues and compiling them into a table.
- (3) For each collected discussion, if the dataset issues are confirmed by either the dataset owner or other participants (with at least two reports of the issue), we consider it as verified. If not, we manually verify the issues by checking the corresponding files, which is straightforward due to the dataset’s version history control (in case the issue has been resolved in the current version).

HuggingFace:

- (1) We follow a similar approach to Kaggle, first selecting candidate datasets that have enough discussions and proper file size by using HuggingFace API
- (2) Using the same strategy as for Kaggle, we collect discussions relevant to dataset issues and verify them through the same process.

Platforms Hosted on GitHub:

On GitHub, dataset issues are identified from several sources,

- (1) Issues raised by platform maintainers during the review of new dataset contribution PRs. These are inherently verified by the maintainers.
- (2) Issues reported by users in the issues section. If these issues are confirmed by the maintainers, they are considered verified (And it’s usually linked to a PR so as to fix it). If not, we manually check the corresponding files ourselves.

We have also surveyed on other dataset hosting platforms, which we found are not ideal for constructing DCA-Bench. Zenodo [86] is a platform for safely storing and sharing research data, which fully follows FAIR principles [80]. However, to our knowledge, it doesn’t support a feedback mechanism, which makes it unclear whether there are issues within those dataset files and whether the descriptions align with the datasets. Compared to HuggingFace and Kaggle, this lack of feedback makes the platform less informative about the issues that concern dataset users, which is why we did not collect datasets from it. Harvard-Dataverse [31] faces similar issues, as it has a GitHub repository but does not use it for reporting dataset problems. Domain-specific datasets like the Materials-Data-Facility [57] or PANGAEA [66] also share the same problem, making it difficult for us to collect issue samples from them, which is why they were less interesting for us. OpenScience-Framework [59] seems not to be a standard dataset hosting platform—it is a platform for hosting projects, where the files do not necessarily have to be datasets, so we dismissed further discussions.

B Details about DCA-Bench Evaluator, Hints Writer and Curator

B.1 Design Details of the Evaluator

In this part, we elaborate on the prompt design of our Evaluator. While it’s natural to ask LLMs to directly classify the Curators’ performance into fail, success, success⁺, this strategy is poorly aligned with the annotation of human experts as we tested. In addition to common prompt methods (e.g., COT [78], role-playing [46], delimiter [65], we believe more prompt engineering is needed to improve the performance of the Evaluator, and here is our design:

We chose to have the Evaluator rate on specific metrics because this strategy allows for iterative refinement of the prompt by adjusting the weight and threshold of each metric. This approach decreases uncertainty by introducing fixed numerical comparisons, which provides a clearer direction for tuning, as opposed to relying solely on textual standards, which can be more ambiguous.

In designing the Evaluator’s prompt, we started by selecting a small subset of human-labeled samples. We began with an initial weight distribution of (0.7, 0.2, 0.1) to reflect the relative importance of each metric in Section 2.4. The high initial weight for "Precise Contextual Evidence" was chosen to align with our focus on whether the Curator identifies annotated issues by providing contextual evidence, as discussed in Section 2.4. We then fine-tuned these weights using the selected subset to better align the Evaluator’s prompt with human judgments.

The motivation behind this design is to make iterative refinement of prompts more effective. Developing a good prompt requires testing it on a subset of human-labeled issues with corresponding outcomes from Curators and then making adjustments based on the outcomes. Unlike the model training process, which benefits from clear gradients and systematic optimization, tuning text prompts is often an empirical process necessitating numerous trials without the guarantee of improvement in its performance. Employing numerical weights and thresholds could enable us to tune the prompt more fine-grained, only changing the weights or threshold based on the results, which share similarities with linear regression, resulting in a more efficient prompt tuning process and better performance. By "training" on a this human-labeled subset, we finalized weights in the prompt as 0.85, 0.15, and 0.05.

It’s important to highlight that we collected samples for the test set used in Section 3.1 **after finalizing the prompt design**, ensuring that there is no test data leakage to the prompt tuning.

To be more detailed, the Evaluator is prompted with the following instructions to evaluate the performance of the agent, with <ISSUE>, <HINT>, and <ANSWER> being the place-holder.

You are required to act as an answer evaluator. Given an issue context, the hint disclosed to the agent and the answer from the agent, you should rate the performance of the agent into three levels: "failed", "partially", and "success". The rating rules are as follows:

<rules>

1. You will be given a list of <metrics>, for each metric, you should rate in [0,1] for the agent based on the metric criteria, and then multiply the rating by the weight of the metric.

2. If the sum of the ratings is less than 0.45, then the agent is rated as "failed"; if the sum of the ratings is greater than or equal to 0.45 and less than 0.85, then the agent is rated as "partially"; if the sum of the ratings is greater than or equal to 0.85, then the agent is rated as "success".
 3. **<text>** means the text is important and should be paid attention to.
 4. ****<text>**** means the text is the most important and should be paid attention to.
- </rules>

The <metrics> are as follows:

```
{
  "m1": {
    "criteria": "Precise Contextual Evidence:
      1. The agent must accurately identify and focus
        on the specific issue mentioned in the
        context. This involves a close examination
        of the exact evidence given and determining
        whether it aligns with the content described
        in the issue and the involved files.
      2. Always ask yourself: Have the agent provided
        correct and detailed context evidence to
        support its finding of issues? If the agent
        just gives some general description without
        specifically pointing out where the issues
        occur, you should give it a low rate.
      3. Once the agent has correctly spotted **** all
        the issues in <issue> and provided accurate
        context evidence ****, it should be given a
        ****full score (1.0) even if it includes
        other unrelated issues/examples ****"
      4. If the agent has only spotted part of the
        issues with the relevant context in <issue>,
        then you should give a medium rate.
      5. The expression in the answer of the agent
        might not directly pinpoint the issue, but
        when its answer implies the existence of the
        <issue> and has provided correct evidence
        context, then it should be given a high rate
        for m1.
      6. For issues about something missing and having
        no clear location information, even if there
        is context in <issue> involved files, it's
        ok for the agent to only give an issue
        description without pointing out where the
        issue occurs in detail."
    "weight": 0.8,
    "range": [0, 1]
  },
  "m2": {
    "criteria": "Detailed Issue Analysis:
      1. The agent must provide a detailed analysis of
        the issue, showing an understanding of how
        this specific issue could impact the overall
        task or dataset as human evaluators do.
      2. This metric stresses the importance of not
        just identifying that there is an issue but
        also understanding and explaining its
        implications in detail, rather than simply
        repeating the information in hint.",
    "weight": 0.15,
```

```
    "range": [0, 1]
  },
  "m3": {
    "criteria": "Relevance of Reasoning:
      1. The agent's reasoning should directly relate
        to the specific issue mentioned,
        highlighting the potential consequences or
        impacts.
      2. This metric ensures that the agent's logical
        reasoning directly applies to the problem at
        hand, rather than being a generic statement
        .",
    "weight": 0.05,
    "range": [0, 1]
  }
}
</metrics>
```

Reference:

```
<issue>
<ISSUE>
</issue>

<tips-for-involved-field>
- In the <issue> "involved" field, the content of each file
  shows lines beginning with "+" or "-" to indicate lines
  that are newly added or removed to fix the issue. This
  means the file accessed by the agent is the previous
  version of the file.
- For issues that only involve adding lines, such issues
  often have a wider and more general context. Therefore,
  we should be less strict when evaluating m1, and give
  it a higher rate.
- For issues that only involve removing lines, such issues
  often have a narrower and more specific context.
  Therefore, we should be more strict when evaluating m1.
</tips-for-involved-field>

<hint>
<HINT>
</hint>
```

----- Below is the answer from the agent.
Ensure you don't take the information above as the
agent's answer!

```
<answer>
<ANSWER>
</answer>
```

response below,
1. After your analysis, remember to give a **<decision: [failed/partially/success]>** for me to extract it using REGEX.
2. Don't use Code Interpreter!; Use your ability to analyze the text. ** Pay attention to your calculations and make sure they are correct. **

3. There could be multiple issues described in <issue> part. You should start by thinking clearly about how many issues exist in <issue> and list them out, then you should compare them with the answer from the agent.
4. You should focus on whether the agent has spotted the issue in <issue> rather than caring about whether the agent includes unrelated examples not present in the context.
5. The agent is not tasked with solving the problem; it's only asked to identify the issue. Therefore, it's acceptable for the agent to merely describe the existence of the issue without providing a solution, as long as it is mentioned in the reference involved context.

Please note the categories of the Curator's performance are different from papers. We use partially for success in the paper. This modification is made because we want to emphasize we focus more on separating fail from the other two categories, which is a binary classification problem. Using partially might cause confusion.

B.2 The Settings of Evaluators

When developing Evaluators, we test following different models as backends: GPT-4o-2024-1120, GPT-4o-2025-0513 [60], o3-mini-2025-01-31 [64], GPT-4-0125 preview [63], GPT-3.5-Turbo [62], Llama3.3-70B-Instruct [2], Llama3-70B-Instruct [18] Deepseek R1 [14], and Deepseek V3 [15]. For OpenAI series of models, we applied OpenAI official API⁶, and set their temperature to 0.0 to maximize reproducibility and stability. For other open source models, we used SGLang framework [88] for efficient deployment and inference. We didn't apply quantizations in order to keep model's original performance. The dtype is *Bfloat16*, which is default value. We set temperature to 0.6 for DeepSeek-R1, following their model cards⁷, while setting temperature to 0.0 for all other models.

B.3 The Settings of Curators

We implemented several baseline Curators using SGLang [88], LangChain [6], and the OpenAI Assistant API. For open-source models, including DeepSeek-R1 [14] and DeepSeek-V3 [15], we deployed them locally using the SGLang framework.

To implement the Retrieval-Augmented Generation (RAG) pipeline, we utilized the LangChain framework. We first built a knowledge vector store using the FAISS [17] package and then constructed the retrieval chain using the `create_stuff_documents_chain` and `create_retrieval_chain` functions provided by LangChain. To integrate SGLang-deployed models within LangChain, we implemented a custom class named `SGLangLLM`, following LangChain's model interface.

Regarding temperature settings, we set the temperature to 1.0 for OpenAI models and DeepSeek-V3. For DeepSeek-R1, we followed its model card recommendations and set the temperature to 0.6.

⁶<https://platform.openai.com/docs/api-reference>

⁷<https://huggingface.co/deepseek-ai/DeepSeek-R1>

B.4 Human Annotation Codebook for Evaluating Curator's Performance

The human annotators are required to follow the following codebook when rating the responses from the Curators:

You are tasked with evaluating the work of a Dataset Curator, who is responsible for identifying issues in dataset files and pinpointing the contextual evidence within those files. You will be provided with a ground truth that specifies the issues present in the files and their exact locations.

Based on this information, please categorize the Curator's findings into the three following categories:

- fail: the Curator either denies the existence of the issue stated on the label, identifies irrelevant issues, or acknowledges the issue but offers completely inaccurate supporting evidence.
- success: The Curator identifies the annotated issue and provides at least one correct piece of contextual evidence.
- success⁺: the Curator correctly identifies all issues and provides all necessary contextual evidence.

Additional Rules: 1. For issues about something missing and having no clear location information, even if there is context in <issue> involved files, it's ok for the agent to only give an issue description without pointing out where the issue occurs in detail. 2. You should focus on whether the agent has spotted the issue in ground truth rather than caring about whether the agent includes unrelated examples not present in the context. The inclusion of other irrelevant issues won't influence its performance in evaluation.

B.5 Additional Results from Human-Alignment Experiment on Evaluator

As defined in Section 2.3, the performance of the Curator is categorized into fail, success, and strict-success. However, accurately distinguishing between success and success⁺ in the original triple classification is challenging for Evaluators.

Tab. 6 presents the complete results of the Evaluators' performance with success⁺ alignment, compared to human annotations (ground truth). There is a significant drop in the Evaluators' performance when required to provide a triple classification.

B.6 Consistent Evaluation

To evaluate the consistency of ratings produced by this prompting strategy, we ran the Evaluator, backed by GPT-4-0125-preview and GPT-4o-2024-11-20, separately three times on the same outputs generated by the Baseline Curator (GPT-4-0125-preview) using a subset of DCA-Bench (92 data-hint combinations). For GPT-4-0125-preview, the standard deviation is $\pm 0.89\%$, while for GPT-4o-2024-11-20, the standard deviation is $\pm 0.51\%$, indicating high stability. The detailed numbers are included in Tab. 7.

B.7 Negligible Self-Preference and Length Bias of Evaluator

In this section, we discuss the possibility that LLM Evaluators may be biased towards Curators that are backed by the same LLM model (self-preference), and might be biased toward the length of the response (length bias) [19, 67]. We design two experiments to examine whether these biases are within acceptable range.

Table 6: The performance of Evaluators with different backend models (Binary and Triple Classification), using human annotations as ground truth. We treat succ as the positive class when calculating Precision, Recall, and F1 Score (Binary). Color Legend: ■ (95–100%), ■ (85–95%), ■ (60–85%), ■ (0–60%). Compared with binary classification (fail / (success+success*)), the triple classification proves to be more difficult, making the evaluation results from the Evaluator less reliable, we therefore leave that part for future works.

| Model Name | Binary / % | | | | | Triple / % | |
|-----------------------------|------------|-----------|--------|----------|----------------|------------|----------------|
| | Accuracy | Precision | Recall | F1 Score | κ Value | Accuracy | κ Value |
| gpt-4o-2024-11-20 | 97.83 | 100.00 | 92.59 | 96.15 | 94.64 | 88.04 | 72.98 |
| gpt-4-0125-preview | 96.74 | 92.86 | 96.30 | 94.55 | 92.22 | 88.04 | 73.77 |
| gpt-4o-2024-05-13 | 92.39 | 81.25 | 96.30 | 88.14 | 82.59 | 83.70 | 66.46 |
| DeepSeek-R1 | 92.39 | 81.25 | 96.30 | 88.14 | 82.59 | 86.96 | 72.61 |
| DeepSeek-V3 | 93.48 | 88.89 | 88.89 | 88.89 | 84.27 | 83.70 | 63.99 |
| gpt-3.5-turbo | 68.48 | 48.21 | 100.00 | 65.06 | 42.15 | 63.04 | 38.82 |
| Meta-Llama-3-70B-Instruct | 69.57 | 49.09 | 100.00 | 65.85 | 43.68 | 64.13 | 41.30 |
| Meta-Llama-3.3-70B-Instruct | 88.04 | 72.22 | 96.30 | 82.54 | 73.73 | 80.43 | 61.52 |
| o3-mini-2025-01-31 | 91.30 | 100.00 | 70.37 | 82.61 | 77.04 | 82.61 | 56.96 |

Table 7: Success rates and standard deviations of multiple runs with different backend models (in percentage)

| Model | Trial 1 (%) | Trial 2 (%) | Trial 3 (%) | Std Dev (%) |
|--------------------|-------------|-------------|-------------|-------------|
| GPT-4-0125-preview | 27.17 | 26.09 | 28.26 | 0.89 |
| GPT-4o-2024-1120 | 27.17 | 26.09 | 26.09 | 0.51 |

Table 9: False Positive Rate (FPR) Results

| Evaluator \ Curator | GPT-3.5-Turbo | GPT4-0125-preview |
|---------------------|-----------------------|-----------------------|
| GPT-3.5-Turbo | 68.95 (± 1.29)% | 56.78 (± 3.18)% |
| GPT-4-0125-preview | 0.00 (± 0.00)% | 3.71 (± 2.92)% |

Experiment on Self-Preference Bias We used GPT-3.5-Turbo and GPT-4-0125-preview as the backend models for both the Curators and the Evaluators, leading to four combinations of Curator and Evaluator settings. For each Evaluator, we calculated the **Average Odds Difference (AOD)** [55], a metric that measures fairness by assessing differences in true positive and false positive rates between two groups. A value of zero indicates perfect fairness, with equal model performance across both groups. Higher AOD values suggest increasing disparity, with the model performing unevenly between the groups. The AOD is defined as:

$$\text{AOD} = \frac{1}{2} (|\text{TPR}_{\text{group1}} - \text{TPR}_{\text{group2}}| + |\text{FPR}_{\text{group1}} - \text{FPR}_{\text{group2}}|) \quad (1)$$

In this context, the GPT-4-0125-preview Curator is privileged, while the GPT-3.5-Turbo Curator is unprivileged. We evaluated the GPT-3.5-Turbo Evaluator five times and the GPT-4-0125-preview Evaluator three times.

Table 8: True Positive Rate (TPR) Results

| Evaluator \ Curator | GPT-3.5-Turbo | GPT4-0125-preview |
|---------------------|------------------------|------------------------|
| GPT-3.5-Turbo | 100.00 (± 0.00)% | 100.00 (± 0.00)% |
| GPT-4-0125-preview | 84.44 (± 3.14)% | 91.35 (± 3.49)% |

Using the **error propagation formula**⁸ and Eq. 1, we get the AOD for GPT-3.5-Turbo is 6.09 (± 1.72)%. We can also get that the AOD for GPT-4-0125-preview, which is 5.31 (± 2.76)%.

⁸https://en.wikipedia.org/wiki/Propagation_of_uncertainty

Since an $\text{AOD} \leq 10\%$ is considered **fair** [55], the bias remains within an acceptable range.

Furthermore, we observe a great alignment between the GPT-4-0125-preview based Evaluator and human annotations, on both the GPT-3.5-Turbo based Curator and the GPT-4-0125-preview based Curator:

Table 10: Comparison of Metrics between Evaluators and Human Annotations

| Metric/Curator | GPT-3.5-Turbo | GPT-4-0125-preview |
|----------------|------------------------|-----------------------|
| Accuracy | 97.46 (± 0.51)% | 96.38 (± 0.51)% |
| Precision | 100.00 (± 0.00)% | 96.29 (± 2.92)% |
| Recall | 84.44 (± 3.14)% | 91.36 (± 3.49)% |
| F1 Score | 91.53 (± 1.87)% | 93.66 (± 0.97)% |
| κ value | 90.06 (± 2.16)% | 91.13 (± 1.31)% |

These results suggest that using the same model for dataset curation and evaluation does not introduce significant bias in our study, which is acceptable.

Experiment on Length Bias We also conducted an experiment to further investigate this. After the Curator generated the results, we fed its response to another LLM (gpt-4o-2024-08-06) to expand upon its generation. While the most common bias is the preference towards longer responses, we also tested the case where the response is more succinct. The corresponding prompts are listed as follows.

Rephrase to verbose:

You are provided with a description text, and your task is to make it more detailed and elaborate. Ensure that you do not add any new information or content that was not present in the original context. Your goal is to expand upon the existing meaning without altering it. Additionally, maintain the same format as the original answer. Don't mention this prompt in your response.

===== Start:

Rephrase to succinct:

You are provided with a description text. Your task is to rephrase it concisely while ensuring all essential information is retained. Do not add new information or omit any key details from the original context. Remember to maintain and keep the same format as the original answer. When answer is already short, you don't have to condense it too much. Do not mention this prompt in your response.

===== Start:

Both prompts are designed to ensure that the only difference between the responses is the length. We used GPT-3.5-Turbo (0125) and GPT-4o-mini (0718) as the underlying models for the Curator and compared the results with responses of different length to see if there was a significant change in the success rate. The experiment was conducted on 92 cases (at the hint level).

Table 11: Average response length of succinct, normal, verbose settings.

| Model Name/Running Type | Succinct | Normal | Verbose |
|-------------------------|----------|--------|---------|
| GPT-3.5-Turbo | 204.8 | 339.1 | 520.0 |
| GPT-4o-mini | 361.4 | 521.8 | 672.9 |

Table 12: Accuracy of succinct, normal, verbose settings.

| Model Name/Running Type | Succinct | Normal | Verbose |
|-------------------------|----------|--------|---------|
| GPT-3.5-Turbo | 13.04% | 14.13% | 13.04% |
| GPT-4o-mini | 20.65% | 20.65% | 19.57% |

As can be seen, the difference of accuracy is at most $\approx 1\%$ for various response lengths, indicating that there is no significant length bias with our Evaluator.

B.8 Prompt Design of Hints Writer

The Hints Writer is prompted with the following instructions to generate three level hints for the issue, with <ISSUE> being the placeholder.

```
You are an issue-hint writer. You need to formulate some
  hints for detecting certain issues, based on the
  description in
<issue> below.

<rules>
- The hints should have three different levels, from very
  general to very specific.
- For ``general hint'', you should only tell the general
  issue, without any specific information.
- For ``medium hint'', you could tell which files are
  involved in this issue + general hint. Make sure it
  contains the information from the general hint.
- For ``specific hint'', you should tell which files are
  involved in this issue clearly, as well as a part of
  context information. Make sure it contains the
  information from the general and medium hints.
- You should never tell the agent the full context of the
  issue, only give it hints, so we can test to what
  degree the agent detects the issue and tell us evidence
  by themselves.
- Your word used in hints should be precise, pay attention
  to the word choice, and try to avoid misleading or
  ambiguous words. You should make sure you have a clear
  understanding of the issue before writing the hints.
- The hints should be clear and concise, try to cover all
  the issues mentioned and avoid unnecessary information.
</rules>

<example>
{
  <issue>
  {
    title: What is the provenance of these benchmark
      datasets?}
    content:
    {
      Firstly, check the English proverbs dataset:
      https://github.com/google/BIG-bench/tree/
      main/bigbench/benchmark_tasks/
      english_proverbs
      ...
      task can help to draw conclusions about
      human-like understanding and
      ## Data source
      ## References
      ...
      There is nothing in the data source section.
    }
  }
  involved: {
    name: README.md,
    context: {
      ...
```

```

        task can help to draw conclusions about
        human-like understanding and Data
        Source References
    ...
    }
}
</issue>

output:
{
  general: "section with empty content"
  medium: "a section with empty content in markdown
  file"
  specific: "a sub-heading section in README.md with
  empty content"
}
</example>

-----

Now let's begin

<issue>
<ISSUE>
</issue>

write your hints here in JSON format:

```

When designing the prompt, we take into consideration the risk that hints could provide too much information that can already serve as a valid answer. In the “<rule>” section, we clearly require the Hint Writer not to reveal the full context of the issue to the Curator, in case it takes it as a shortcut and skips reading the real files. We also manually check the generated hints to ensure the generated hints comply this rule.

C Detailed Analysis of the Performance of Baseline Curator on DCA-Bench

C.1 From the Perspective of Different Content Length

Given the large average content length (or size of files, counted by token number) involved in test cases, it’s interesting to explore how the success rate of the Baseline Curator changes with the number of tokens. Therefore, we created a statistical plot showing the count of success and failure cases for different content lengths. Fig. 3 shows that the success rate doesn’t monotonically decrease as content length grows. For our baseline Curators, we used the OpenAI Assistant API with the Code Interpreter Tool to build the agents. This tool provides temporary file storage for uploaded files and can process them with code scripts. By processing data before it is passed to the LLM, the tool allows the OpenAI Assistant to handle much smaller inputs in terms of token usage, even when working with large datasets. Consequently, the effective input size for the LLM is often significantly reduced. Notably, depending on the agent’s capacity to efficiently process and manage information.

Besides, the performance of the Curator also depends on the type of issues. Take the issue 21ca944c-cf82-4764-bb2c-4c8db0cee950⁹

as an example. This issue involves many missing values in a large CSV file. Even with 361,814 tokens, it’s relatively easy for an LLM agent to spot the problem. The agent can quickly check part of the file and identify the missing values. This example shows that task difficulty isn’t just about data size. It also depends on the problem type and how relevant the information is.

Therefore, it’s expected that a test case with larger content length does not necessarily lead to poorer performance.

C.2 From the Perspective of Hint Level

Here is a more detailed analysis of the overall performance with different hints. As outlined in L183-L186, the hints are divided into four levels, from 0 to 3, focusing on two dimensions with increasing information: the description of the issue and its specific context. The design follows an incremental pattern from h0 to h3. Please refer to Appendix 10 for some specific examples. Let’s continue by discussing the capabilities required to succeed at each hint level.

If we aim to develop an LLM agent for this task without considering cost constraints, the process should involve the following steps: **Retrieve Knowledge** → **Plan and Select Files to Check** → **Read Files and Validate Issues** → **Receive Feedback and Update State** → **(Loop)** → **Make Final Decisions**. Since our Baseline Curator does not support looping, we exclude it from the following analysis. We will use this diagram to demonstrate which steps become less critical as the hint level increases.

h0: With no hints provided, the Curator must examine all the uploaded files. This requires the ability to handle and retain very long inputs effectively. To identify potential issues, the Curator needs comprehensive knowledge of dataset curation to anticipate a wide range of problems and retrieve relevant information when provided with the dataset files. The task also involves exploring and interacting with the dataset files to gradually narrow down the search space, requiring high-level reasoning and planning abilities. This corresponds to no reduction in the original diagram’s required steps.

h1: When given a general description of the issues but no specific location, the search space is somewhat reduced but not entirely, as the description remains broad. A robust understanding of dataset curation and the ability to manage long inputs are still necessary. Ideally, this follows the pattern of Retrieval of Knowledge (↓), with minimal impact on the steps for planning and selecting files, except where file names are relevant. The steps for reading files and validating issues also see a slight reduction (↓).

h2: At this level, the Curator is provided with both a general description of the issue and specific hints about which files are involved. This further reduces the search space, making the ability to manage long inputs sufficient but less critical. The need for extensive knowledge retrieval decreases as the Curator can focus on the relevant files. Planning and file selection are simplified, as the Curator has clear guidance on which files to examine. Reading and validating issues also become easier, as the scope is narrower, reducing the overall complexity of the task. This follows the pattern of Retrieval of Knowledge (↓), Planning and Choosing Files (↓), and Reading and Validating Issues (↓).

⁹<https://www.kaggle.com/datasets/roche-data-science-coalition/uncover/discussion/168946>

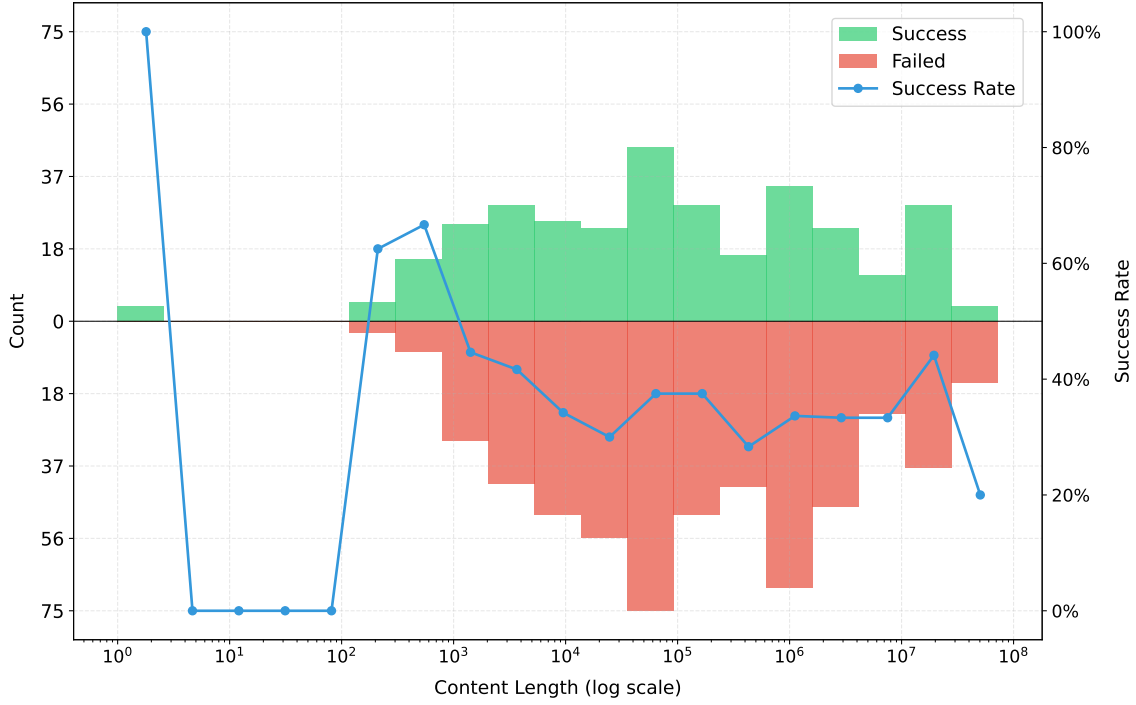


Figure 3: Number of success & failure and success rate versus different content length of test cases.

h3: At the highest hint level, the Curator receives the general description, the specific files involved, and partial context. This greatly reduces the need for managing long inputs and makes the retrieval of knowledge more targeted. Planning and file selection is almost straightforward, with the Curator essentially guided to the areas needing attention. Reading and validating issues are significantly simplified due to the detailed context, further decreasing the Curator’s workload. This follows the pattern of Retrieval of Knowledge (↓ ↓), Planning and Choosing Files (↓ ↓), and Reading and Validating Issues (↓ ↓).

C.3 From the Perspective of Different Issue Tags

We show the evaluation results from the Baseline Curator on the whole DCA-Bench classified into different tags in Tab. 13. We conduct analysis for some tags with relatively low success rates below.

Typo This refers to issues caused by typographical errors, including misspelled words, misused phrases, and incorrect email addresses. The specific nature of these issues is that they involve small errors within a long context, which means a large search space. This makes errors that are easy to spot in shorter contexts extremely difficult to find, even for humans.

Internal-discrepancy This involves issues within a file where information is misaligned, such as a mismatched sum for some features in a .csv file¹⁰, or a word misused in a way that contradicts itself within its context¹¹. These issues require reasoning and memory over a long context.

Cross-file-discrepancy Compared to internal-discrepancy, this type of issue requires checking for consistency across different files, such as misaligned information between a datacard and dataset files¹². This can be challenging when there are many issues and limited hints about the files involved.

Wrong-info This involves incorrect information in documentation files (e.g., wrong meta-information, typos, invalid URLs, and email addresses). This category overlaps with the issues mentioned above.

Script-code Many datasets also provide script code to load the data, and issues can arise in these scripts, leading to data loading problems¹³. To address these issues, the Curator needs to be skilled in coding and debugging and sometimes must understand the dataset’s purpose¹⁴.

D Ethics Statement

D.1 Research involving human participants

The human annotators are the authors of this work, and we have confirmed that they are willing to annotate, knowing the potential ethically problematic data issues, as we listed in **Offensive Content**. Prior to the annotation, the leading authors have checked that the datasets with ethical problems pose minimal risks to the annotators.

¹²<https://github.com/fivethirtyeight/data/issues/261>

¹³https://huggingface.co/datasets/spyysalo/bc2gm_corpus/discussions/3

¹⁴<https://github.com/google/BIG-bench/pull/559>

¹⁰<https://github.com/fivethirtyeight/data/issues/52>

¹¹<https://github.com/google/BIG-bench/pull/904/files#diff-a5582cf9c7731f66cc3e8f6aa0e9d070483fc14f7c1d3545f275207c6fa39bd5>

Table 13: The success rate of Curator on DCA-Bench (221 samples \times 4 hint levels) grouped by tags. The Curator is backedend by GPT-4-0125-preview with OpenAI Assistant API. The Evaluator is backedend GPT-4-0125-preview.

| Category | Success Rate/Number | Sub-category | Success Rate/Number |
|-------------------------------|----------------------|---------------------|----------------------|
| typo | 33.33% / 18*4 | — | — |
| wrong-format | 46.43% / 14*4 | — | — |
| inappropriate-file | 50.00% / 4*4 | — | — |
| ethical/legal-risk | 47.50% / 10*4 | — | — |
| internal-discrepancy | 36.90% / 21*4 | — | — |
| cross-file-discrepancy | 28.41% / 44*4 | — | — |
| data-problem | 32.99% / 197*4 | wrong-value | 29.58% / 71*4 |
| | | missing-value | 40.00% / 15*4 |
| | | data-leakage | 50.00% / 2*4 |
| | | apparent-corruption | 45.63% / 40*4 |
| | | hidden-corruption | 25.42% / 59*4 |
| document-problem | 40.96% / 83*4 | wrong-info | 29.63% / 27*4 |
| | | insufficient-info | 45.67% / 52*4 |
| infrastructure-problem | 35.53% / 19*4 | data-access | 56.25% / 4*4 |
| | | script-code | 30.00% / 15*4 |

D.2 Data Privacy, Copyright, and Consent

The DCA-Bench has collected materials and datasets from the following platforms: HuggingFace, Tensorflow Dataset, Graph Learning Indexer, Kaggle, BIG-bench, OpenML, Open-Data-Registry, and FiveThirtyEight. **The corresponding terms or license links are provided.**

Besides, we have also included a detailed table `DCA_Benchmark.csv` in our supplementary materials, where all the files involved in DCA-Bench have been annotated with their License Information.

Each data point in DCA-Bench has two types of license:

- License for the platform that hosted this dataset
- License of this dataset

Details:

- Some data points in DCA-Bench involve files from 2 datasets, we listed all licenses.
- Many datasets themselves don't have a license listed on their data card.
- We notice that there are some datasets¹⁵ claiming that "Data files © Original Authors", which is not a standard License. We have reached out to the dataset owners for clarification, but have not yet received a response. Therefore, we choose to record them as it claimed in our table.

How does this secondary usage of user-generated data comply with restrictions? DCA-Bench involves user-generated data (comments, modified codes) collected from dataset repositories hosted on GitHub, HuggingFace, and Kaggle.

¹⁵e.g. <https://www.kaggle.com/datasets/roche-data-science-coalition/uncover/data>

For GitHub, we collected the comments and modified codes generated by users. According to section D.3, paragraph 2 of GitHub Terms of Service¹⁶,

"Because you retain ownership of and responsibility for Your Content, we need you to grant us—and other GitHub Users—certain legal permissions, listed in Sections D.4–D.7."

According to section D.5. License Grant to Other Users¹⁷, if not provided a specific license, any User-Generated Content you post publicly, including issues, comments, and contributions to other Users' repositories, may be viewed by others. However, it doesn't clearly explain how this content is allowed to be used in which ways, and which is not. However, according to a Github issue discussion¹⁸, we believe our practice is acceptable. Besides, we noticed that there have already been some works [39, 45] with similar usage of GitHub data, which implies that this usage is acceptable.

For HuggingFace, according to HuggingFace Content Policy¹⁹, Content types may include:

- "ML Artifacts": Code and assets hosted as Hugging Face Repositories, including Models, Datasets, and Spaces;
- "Community Content": Content that can be found in the Community section of the Hugging Face Platform, including discussions, comments, and usernames, as well as related documentation such as READMEs, model cards, data cards, pull requests, and merges.

According to HuggingFace Terms of Service²⁰, Section "Your Content",

¹⁶<https://docs.github.com/en/site-policy/github-terms/github-terms-of-service#c-acceptable-use>

¹⁷<https://docs.github.com/en/site-policy/github-terms/github-terms-of-service#5-license-grant-to-other-users>

¹⁸<https://github.com/orgs/community/discussions/135466>

¹⁹<https://huggingface.co/content-guidelines>

²⁰<https://huggingface.co/terms-of-service>

"If you decide to set your Repository public, you grant each User a perpetual, irrevocable, worldwide, royalty-free, non-exclusive license to use, display, publish, reproduce, distribute, and make derivative works of your Content through our Services and functionalities;"

Therefore, we believe our usage of user-generated content from HuggingFace should belong to the "derivative works" here, which is acceptable.

For **Kaggle**, after reviewing their Terms of Use²¹, we noticed that there are no explicit guidelines regarding the use of user-submitted content for academic research purposes. So we have sent Kaggle Support a request for clarification, and here is the response:

"Kaggle is a neutral platform in hosting competitions and data. Protections under copyright law can vary based on the nature of data, contractual obligations, and your jurisdiction. As a result, we are not able to approve individual uses of data on a case-by-case basis. Copyright or usage questions should be directed to your legal counsel. You may post usage enquiries in the respective competition's forum, but we can not guarantee an official response from the Sponsor.

If the rules do not specify usage restrictions, we ask that you use your best judgement in determining fair use. For example, it may be okay for you to use the data for teaching a class, demoing a method in a blog post, or other non-commercial purposes. Some of our competitions identify themselves as open-source and are meant to foster research, collaboration, and continued analysis by the data science community."

Since our paper is not for commercial usage, we believe our practice is acceptable

Lastly, our collection and evaluation processes **exclude the gathering of any user information**. We promise that we **will remove the content once requested with a valid reason**.

D.3 Offensive Content

Our dataset, comprising 221 data instances, includes content that may be considered sensitive or potentially controversial. Specifically, there are 10 data points involving ethical or legal risks, among which 2 data points²² contain content that may exhibit bias towards specific groups of people. Other issues are relevant to data source or license information.

Besides, the risk in most cases is associated with deploying models trained with these datasets. Reviewing the quality issues of these datasets poses minimal risks to the annotators.

Justification for Inclusion

²¹<https://www.kaggle.com/terms>

²²<https://github.com/google/BIG-bench/pull/685>
<https://www.kaggle.com/datasets/vikrishnan/boston-house-prices/discussion/429030>

and

While we acknowledge the sensitive nature of these data instances, their inclusion in our dataset is both intentional and necessary for the following reasons:

- **Benchmark Objectives:** One of the primary goals of our benchmark is to examine LLM agents' ability to identify and assess potential ethical and legal risks in AI training data. The inclusion of these sensitive data points is crucial for thoroughly evaluating the capability of AI models to recognize and appropriately handle such content.
- **Realistic Representation:** These data points reflect real-world scenarios that AI systems may encounter. By including them, we ensure our benchmark provides a more comprehensive and authentic assessment of AI performance.

E Other Technical Details

E.1 Discussion on the Difference between OpenAI Assistant API and ChatGPT

The performance discrepancy between OpenAI's Assistant API and ChatGPT has been widely discussed within the OpenAI user community. Users often report that the Assistant API's performance does not match the capabilities of ChatGPT, especially in tasks involving complex file processing and analysis.

The Assistant API provides several methods for handling files: 1. Code Interpreter for file uploads. 2. Building VectorStores via File Search. 3. Attaching files to messages using their file IDs.

However, these methods have significant issues: - The quality of the VectorStore built using File Search is inferior to ChatGPT's built-in file search capabilities. - Files are referenced by their file IDs rather than their names, leading to confusion and errors during processing.

The following code snippet illustrates the process of uploading and referencing files in the Assistant API by attaching them to the messages:

```
msg_file_ids = []
for file_path in file_paths:
    message_file = self.client.files.create(
        file=open(file_path, "rb"), purpose="assistants"
    )
    msg_file_ids.append(message_file.id)

attachments = [{"id": file_id, "tools": [{"type": "file_search"}]} for file_id in msg_file_ids]

thread = self.client.beta.threads.create(
    messages=[
        {
            "role": "user",
            "content": input,
            "attachments": attachments
        }
    ]
)
```

Despite correctly assigning file names during the upload process, the Assistant API seems to ignore these names during subsequent file processing, relying solely on file IDs. This results in frequent mix-ups and incorrect file references.

Several forum posts and articles highlight deficiencies relevant to this topic: - Different responses assistant playground vs API - using the same assistant ID²³ - Huge difference between ChatGPT assistant and API assistant²⁴ - Assistant API not consistent²⁵. This implies the limitations of OpenAI Assistant API.

In conclusion, while the Assistant API offers various tools for convenient file handling, its current implementation presents significant challenges that hinder its effectiveness compared to ChatGPT, which motivates us to select a subset of DCA-Bench containing hard cases to test on ChatGPT.

E.2 Calculation of File Number and Context Length

We calculate the file context length using the tiktoken package²⁶ to tokenize the file content, using:

```
import tiktoken

def calculate_token_len(sentence, model="gpt-4-0125-
  preview"):
    encoding = tiktoken.encoding_for_model(model)
    tokens = encoding.encode(sentence)
    token_len = len(tokens)
    return token_len
```

During calculation, non-text files are skipped, which include .jpg, .jpeg, .png, .gif, .bmp, .mp3, .wav, .ogg, .flac, .mp4, .avi, .mov, .mkv.

For .zip files, we will unzip them to calculate the context length of text files. However, when calculating the file number, we take the whole .zip number as one single file.

E.3 Cost Analysis

In this section, we provide an estimated cost analysis for applying our Evaluator backend by GPT-4-0125-preview to rate the performance of the Baseline Curator (OpenAI Assistant API) on DCA-Bench (884 inputs in total). We applied tiktoken for tokenization of contexts.

Based on the pricing information available as of May 2024 from <https://openai.com/api/pricing/>, the costs are: input cost: \$16.12, output cost: \$28.99, total cost: \$45.11.

Using the same calculation methods, we obtain the following costs for GPT-4o-2024-1120: Input cost: \$4.46, Output cost: \$15.60, Total cost: \$20.06.

The costs are rounded to two decimal places, and the actual cost may vary depending on the output context generated by the Curator. Additionally, since OpenAI now supports cached inputs, the actual cost may be lower than the calculated value when the Curator's outputs remain unchanged. It is important to note that the cost estimates provided here pertain only to the Evaluator; we exclude the cost of running the baseline Curator on DCA-Bench

²³<https://community.openai.com/t/different-responses-assistant-playground-vs-api-using-same-assistant-id/547562>

²⁴<https://community.openai.com/t/huge-difference-between-chatgpt-assistant-and-api-assistant/587335>

²⁵<https://community.openai.com/t/assistant-api-not-consistent/718145>

²⁶<https://github.com/openai/tiktoken>

to obtain the outputs, as this cost depends on the Curator's design and is not the focus of our analysis.

Received 25 February 2025; revised 16 March 2025; accepted 16 June 2025